

NINE-TIME

1985, 1986, 1987, 1988



ACC CHAMPIONS

2000, 2003, 2005, 2012, 2014

A.J.
MURRAY

DEVIN
STANTON

2015 GEORGIA TECH BASEBALL

2015 ROSTER INFORMATION

NUMERICAL ROSTER

No.	Name	Position	B/T	Height	Weight	Year	Hometown / High School / Last College
2	Grant Wruble **	C/OF	R/R	6-1	184	Jr.	Johns Creek, Ga. / Chattahoochee
3	Wade Bailey	IF/OF	R/R	5-9	175	Fr.	Villa Rica, Ga. / Villa Rica
4	Zac Ryan *	RHP	R/R	6-1	201	So.	Valparaiso, Ind. / Andrean
5	Keenan Innis *	OF/RHP	L/R	6-0	181	So.	Cumming, Ga. / Blessed Trinity
6	Ryan Peurifoy *	OF	R/R	6-2	200	So.	Peachtree City, Ga. / Starr's Mill
7	Arden Pabst *	C	R/R	6-1	199	So.	Sherman Oaks, Calif. / Harvard Westlake
8	Ryan Young	RHP	S/R	5-10	170	Fr.	Kennesaw, Ga. / Blessed Trinity
9	A.J. Murray ***	1B/C	R/R	6-1	216	Sr.	Westfield, N.J. / Westfield
10	Brandon Gold *	IF/RHP	R/R	6-3	202	So.	Alpharetta, Ga. / Johns Creek
11	Blake Jackson	3B	R/R	6-2	191	Fr.	Warner Robins, Ga. / Houston County
13	Thomas Smith ***	IF	R/R	6-1	181	Sr.	Fort Pierce, Fla. / John Carroll
14	Matt Gonzalez **	3B/OF	R/R	5-11	195	Jr.	Acworth, Ga. / Harrison
15	Connor Justus *	IF	R/R	5-11	195	So.	Cartersville, Ga. / Cartersville
16	Coleman Poje #	IF/OF	R/R	6-2	212	Jr.	Atlanta, Ga. / Westminster / Air Force
20	Matt Phillips *	RHP	R/R	6-2	201	So.	Milton, Ga. / Milton
21	Cole Miller *	1B	L/R	6-4	225	r-So.	Cave Spring, Ga. / Darlington School
22	Trevor Craport	C	R/R	5-11	200	Fr.	Norcross, Ga. / Norcross
23	Ben Parr *	LHP	L/L	6-3	185	So.	Social Circle, Ga. / George Walton Academy
24	Joe Wiseman **	RHP	R/R	6-4	245	Jr.	Roswell, Ga. / Pope
25	Kel Johnson	OF/1B	R/R	6-4	204	Fr.	Palmetto, Ga. / Home Schooled
26	Matthew Gorst *	RHP	R/R	6-0	203	So.	Alpharetta, Ga. / Johns Creek
27	Patrick Wiseman	RHP	L/R	6-5	215	Fr.	Roswell, Ga. / Pope
28	Jared Datoc	RHP/UTL	R/R	5-9	196	Fr.	Atlanta, Ga. / Pace Academy
29	Cory Pope	LHP	R/L	5-11	175	Fr.	Valdosta, Ga. / Lowndes
30	Ben Schniederjans *	RHP	R/R	6-2	192	So.	Powder Springs, Ga. / Harrison
31	Tanner Shelton *	LHP	L/L	6-2	237	So.	Woodstock, Ga. / Etowah
32	Cody Worthy	RHP	R/R	6-3	203	Fr.	Winston, Ga. / Alexander
35	Daniel Spingola ***	OF	L/L	6-1	190	Sr.	Roswell, Ga. / Marist
36	Cole Pitts ***	RHP	R/R	6-5	237	Sr.	Moultrie, Ga. / Colquitt County
37	Daniel Gooden	LHP	S/L	6-3	221	Fr.	Griffin, Ga. / Griffin
39	Jonathan King **	LHP	L/L	5-11	197	Jr.	Murfreesboro, Tenn. / Riverdale
41	Devin Stanton ****	LHP	R/L	6-0	195	r-Sr.	Lilburn, Ga. / Wesleyan
42	Kyle Leach **	RHP	R/R	6-1	178	Jr.	Monroe, Ga. / George Walton Academy

* Years on the roster # Air Force transfer, will sit out 2015

ALPHABETICAL

No.	Name
3	Wade Bailey
22	Trevor Craport
28	Jared Datoc
10	Brandon Gold
14	Matt Gonzalez
37	Daniel Gooden
26	Matthew Gorst
5	Keenan Innis
11	Blake Jackson
25	Kel Johnson
15	Connor Justus
39	Jonathan King
42	Kyle Leach
21	Cole Miller
9	A.J. Murray
7	Arden Pabst
23	Ben Parr
6	Ryan Peurifoy
20	Matt Phillips
36	Cole Pitts
16	Coleman Poje
29	Cory Pope
4	Zac Ryan
30	Ben Schniederjans
31	Tanner Shelton
13	Thomas Smith
35	Daniel Spingola
41	Devin Stanton
24	Joe Wiseman
27	Patrick Wiseman
32	Cody Worthy
2	Grant Wruble
8	Ryan Young

COACHES & STAFF

Head Coach: 17 Danny Hall (Miami, Ohio '77), 22nd year at Georgia Tech

Assistant Coach/Hitting: 18 Bryan Prince (Georgia Tech '05), 8th year

Assistant Coach/Pitching: 34 Jason Howell (North Carolina '02), 3rd year

Volunteer Assistant Coach: 19 Tony Plagman (Georgia Tech '10), 2nd year

Undergraduate Student Assistant: 12 Mike Nickeas, 1st year

Director of Baseball Operations: Nick Scherer (Georgia Tech, '07), 8th year

Strength & Conditioning: Steve Tamborra (Florida State '94), 16th year

Athletic Trainer: Paul Wolkoff (Georgia Tech, '93), 7th year

Equipment Manager: Walter Smith (Morris Brown, '72), 30th year

Managers: Jonathan Langley (bullpen catcher), Steven Tinsley, Soma Yamaoka, John Simoneaux, Olivia Moore

PRONUNCIATION GUIDE

Grant Wruble	Ruh-bull
Keenan Innis	INN-es
Ryan Peurifoy	PURE-ah-foy
Coleman Poje	PO-zhay
Trevor Craport	CRAY-port
Jared Datoc	DAY-tock
Ben Schniederjans	SHNY-der-jannz

ROSTER BREAKDOWNS

BY STATE

Georgia (28)

Wade Bailey Villa Rica
Trevor Craport Norcross
Jared Datoc Atlanta
Brandon Gold Alpharetta
Matt Gonzalez Acworth
Daniel Gooden Griffin
Matthew Gorst Alpharetta
Keenan Innis Cumming
Blake Jackson Warner Robins
Kel Johnson Palmetto
Connor Justus Cartersville
Kyle Leach Monroe
Cole Miller Cave Spring
Ben Parr Social Circle
Ryan Peurifoy Peachtree City
Matt Phillips Milton

Cole Pitts Moultrie
Coleman Poje Atlanta
Cory Pope Valdosta
Ben Schniederjans Powder Springs
Tanner Shelton Woodstock
Daniel Spingola Roswell
Devin Stanton Lilburn
Joe Wiseman Roswell
Patrick Wiseman Roswell
Cody Worthy Winston
Grant Wruble Johns Creek
Ryan Young Kennesaw

New Jersey (1)

A.J. Murray Westfield

California (1)

Arden Pabst Sherman Oaks

Florida (1)

Thomas Smith Ft. Pierce

Tennessee (1)

Jonathan King Murfreesboro

Indiana (1)

Zac Ryan Valparaiso

BY CLASS

Seniors (5): Murray, Pitts, Smith, Spingola, Stanton

Juniors (6): Gonzalez, King, Leach, Poje, Wiseman, Wruble

Sophomores (12): Gold, Gorst, Innis, Justus, Miller, Pabst, Parr, Peurifoy, Phillips, Ryan, Schniederjans, Shelton

Freshmen (10): Bailey, Craport, Datoc, Gooden, Jackson, Johnson, Pope, Wiseman, Worthy, Young



2015 GEORGIA TECH YELLOW JACKETS

Row 4 (Back): Zac Ryan, Ben Parr, Cody Worthy, Cole Miller, Joe Wiseman, Cole Pitts, Patrick Wiseman, Kel Johnson, Daniel Gooden, Ryan Peurifoy, Jonathan Langley (bullpen catcher).

Row 3: Walter Smith (equipment manager), Blake Jackson, Coleman Poje, Ben Schniederjans, Mike Nickeas (undergraduate assistant), Bryan Prince (assistant coach), Danny Hall (head coach), Jason Howell (assistant coach), Tony Plagman (volunteer assistant), Tanner Shelton, Steve Tamborra (strength coach), Paul Wolkoff (athletic trainer).

Row 2: Steven Tinsley (manager), Grant Wruble, Brandon Gold, Arden Pabst, Daniel Spingola, Connor Justus, Matt Gonzalez, Devin Stanton (captain), A.J. Murray (captain), Jonathan King, Cory Pope, Kyle Leach, Nick Scherer (director of operations).

Row 1 (front): John Simoneaux (manager), Soma Yamaoka (manager), Trevor Craport, Jared Datoc, Thomas Smith, Keenan Innis, Matthew Gorst, Wade Bailey, Ryan Young, Olivia Moore (manager).

INTRODUCTION

Roster Information . . .	Inside Cover
Radio/TV Roster . . .	Inside Back
Team Photo / Contents . . .	1
Media Information . . .	2
Quick Facts . . .	3
Schedule . . .	3

THE PLAYERS

A.J. Murray . . .	4
Cole Pitts . . .	5
Daniel Spingola . . .	6
Thomas Smith . . .	7
Devin Stanton . . .	8
Matt Gonzalez . . .	9
Jonathan King . . .	10
Kyle Leach . . .	11
Cole Miller . . .	12
Joe Wiseman . . .	13
Grant Wruble . . .	14
Brandon Gold . . .	15
Matthew Gorst . . .	16
Keenan Innis . . .	17
Connor Justus . . .	18
Arden Pabst . . .	19
Ben Parr . . .	20
Ryan Peurifoy . . .	21

Matt Phillips . . .	22
Zac Ryan . . .	23
Ben Schniederjans . . .	24
Tanner Shelton . . .	25
Newcomers . . .	26-28

COACHES & STAFF

Head Coach Danny Hall . . .	30-32
Assistant Coach Bryan Prince . . .	33
Assistant Coach Jason Howell . . .	34
Baseball Staff . . .	35-36
Administration . . .	37-38

YEAR IN REVIEW

2014 Recap . . .	40
2014 Game-by-Game Results . . .	41
2014 Final Statistics . . .	42

POSTSEASON HISTORY

Georgia Tech in the ACC . . .	44
ACC Tourney Box Scores . . .	45-48
NCAA Tournament Records . . .	49
NCAA Tourney Box Scores . . .	50-53
Tech's CWS Teams . . .	54-59
2015 NCAA Bracket . . .	60

TEAM HISTORY

Tech's Major Leaguers . . .	62-63
Tech in the Pros . . .	64-65
Tech in the Draft . . .	66-67
All-Americans . . .	68-69
Honors/Awards . . .	70
ACC Honors/Awards . . .	71
Team Awards . . .	72
Retired/Honored Numbers . . .	73
Hall of Fame . . .	74
Coaches & Captains . . .	75
All-Time Roster . . .	76-77
Tech's Top Players Stats . . .	78-82

TEAM RECORDS

Batting Records . . .	84-91
Pitching Records . . .	92-97
Fielding Records . . .	97
Team Records . . .	98

THE OPPONENTS

Series History . . .	100-107
Year-By-Year Results . . .	108-120



MEDIA GUIDE CREDITS

Editing & Design: Mike DeGeorge

Cover Design: Aaron DeWall

Contributors: Wiley Ballard, Larry Lacken, Alex Deal, Carlton French, Mike Stamus, Chris Yandle, Mike Huff, Cheryl LaFoy, Nick Scherer, Richard Musterer

Photography: Head shots, team photo and most action by Danny Karnik. Other photos by Rick Brozek, Pete Casabonne, Joe Cavanaugh, Scott Cunningham, David Gonzales, Mike Jula, Danny Karnik, Stanley Leary, Britt McAllister, Sam Morgan, Jerry Pillarelli, Jack Reimer, Brian Savage, Rob Skinner

Printing: Bennett Graphics of Tucker, Ga. Thanks to Robert Worley

MEDIA INFORMATION

MEDIA SERVICES

The 2015 Georgia Tech Baseball Yearbook is published primarily as a source of information for members of the media. Requests for additional information, interviews and photographs should be directed to Assistant Sports Information Director Mike DeGeorge.

Baseball releases, which include updated statistics, are available on a bi-weekly basis throughout the season. Fast and easy access to this information can be achieved by accessing the official Georgia Tech Athletics website, www.RamblinWreck.com. The Georgia Tech Sports Information Office will email weekly releases to members of the media.

RUSS CHANDLER STADIUM

Georgia Tech's home field is located on the corner of Fowler Street and Ferst Drive, with the entrances to the stadium along Ferst Drive.

Directions from the North (I-75): Follow I-75 South to Northside Drive/Howell Mill Road Exit. Follow exit to Northside Drive and turn right. Proceed to 10th Street (sixth light) and turn left. Follow 10th Street to Fowler Street (fifth light) and turn right. Stadium will be on the right.

Directions from the North (I-85): Follow I-85 South to North Avenue exit and turn right. Proceed to Techwood Drive (first light) and turn right. Follow Techwood Drive to Fifth Street (second light) and turn left. Stadium will be on the right.

Directions from the South: Follow I-75/I-85 North to 10th Street exit and turn left. Proceed to Fowler Street (second light), and turn left.

MEDIA CREDENTIALS

Media credentials will be issued only to working members of the media. Children and other non-workers are not allowed. Members of the media may claim credentials in the GT Ticket Office until four hours prior to each game (excluding weekends) before they are moved to media will-call at Russ Chandler Stadium.

Requests: Contact Mike DeGeorge at least one day prior to home game or series.

Media Will Call: Third base ticket booth, corner of Cherry Street and Ferst Drive.

Media Parking: A limited number of media parking spaces at various locations around Russ Chandler Stadium are

GEORGIA TECH ON THE AIR

Television: A number of home games will be aired on television this season as part of the ACC television package on RSN, the ESPN Networks and ESPN3.

Georgia Tech's 2015 television schedule can be found at the bottom of this page, and up-to-date TV details can be found at www.RamblinWreck.com.

Radio: All of Tech's baseball games will be aired on radio in 2014. WREK Radio (91.1 FM in Atlanta/www.wrek.org), the nation's first 100,000-watt college station, will serve as the flagship home for Georgia Tech baseball with Wiley Ballard calling the action.



available. Please include parking requests along with credential requests.

Press Box: The Russ Chandler Stadium Press Box is located atop the grandstand behind home plate. It includes space for working members of the press, official and visiting scorers, the public address announcer and the scoreboard operator. Also located on the press level are two radio booths, a television booth, and eight luxury suites (two indoor, six outdoor). The Press Box is on the same level as the third base entry gate.

MEDIA INTERVIEWS

All interview requests for head coach Danny Hall or any Georgia Tech baseball player should be directed to Mike DeGeorge in the Sports Information Office.

Players and coaches are available to the media before and after practice or by appointment (for mornings and early afternoons). Interviews with coaches or players while the team is on the road can be arranged by contacting Mike DeGeorge via cell phone or email.

POSTGAME INTERVIEWS

Head coach Danny Hall is available to meet any working members of the press immediately following the game on the field at Russ Chandler Stadium. Due to space limitations in the locker room, all player interviews are also conducted on the field; media members are not permitted in the clubhouse area. Mike DeGeorge will coordinate all postgame interview requests for Georgia Tech.

Interviews with visiting team members can be done on the field, subject to the policy of the visiting team's sports information representative.

PHOTOGRAPHERS

Media credentials are required for all photographers and television media. All credentials can be claimed at Will Call, located at the third base entrance of the stadium.

Photo wells are located at the far end of both dugouts, with space for both still and video cameras. Photographers are also permitted to shoot from the press level, but may not shoot from ground level between the two dugouts. Photographers are not permitted on the field at any time. Photographers may move from one photo well to the other by exiting the dugouts and walking along the concourse behind home plate.

PRESS BOX SERVICES

Updated cumulative statistics, game notes, scorecards and team rosters are available in the Press Box prior to each home game.

An official scorer is assigned to all home games, and baseball SID Mike DeGeorge will keep the media informed of all scoring decisions, noteworthy facts and records.

THE WEB AND SOCIAL MEDIA

The official website of Georgia Tech athletics is updated daily with the latest on Yellow Jacket sports. It provides schedules, rosters, statistics and bios on every student-athlete and coach.

In addition, fans are encouraged to follow the team on Twitter (@GTBaseball) and Facebook. Georgia Tech will tweet live in-game updates during every game.

Georgia Tech Communications & Public Relations

Phone: (404) 894-5445

Fax: (404) 894-1248

Web: Ramblinwreck.com

Twitter: @GTathletics

Facebook: [facebook.com/gtathletics](https://www.facebook.com/gtathletics)

Mailing: 150 Bobby Dodd Way, NW

Atlanta, Ga., 30332-0455

Mike DeGeorge BASEBALL SID

O: (404) 894-5467

C: (404) 263-9478

@MikeDeGeorge

mdegeorge@athletics.gatech.edu



Chris Yandle Assistant Athletic Director

Sports: Football

Cell: (404) 295-8703

Email: cyandle@athletics.gatech.edu

Mike Stamus Associate SID

Sports: Men's Basketball, Men's Golf, Men's Tennis

Cell: (404) 218-9723

Email: mstamus@athletics.gatech.edu

Mike DeGeorge Assistant SID

Sports: Football, Baseball, Swimming & Diving

Cell: (404) 263-9478

Email: mdegeorge@athletics.gatech.edu

Brittany McCormick Assistant SID

Sports: Women's Basketball, Women's Tennis

Cell: (908) 839-7274

Email: bmccormick@athletics.gatech.edu

Lauren Rupert Assistant SID

Sports: Volleyball, Softball, Track & Field, Cross Country

Cell: (724) 516-4577

Email: lrupert@athletics.gatech.edu

Samantha Dewig Social Media Intern

Email: sjdewig@gmail.com



2015 ROSTER & QUICK FACTS

GENERAL INFORMATION

School Georgia Institute of Technology
 Location Atlanta, Ga. 30332
 Enrollment 21,000
 Founded 1885
 Nickname Yellow Jackets, Rambling Wreck
 Mascot "Buzz" the Yellow Jacket
 Official Colors Old Gold and White
 Conference Atlantic Coast (since 1980)
 Website www.RamblinWreck.com
 Twitter @GTBaseball

INSTITUTE INFORMATION

President Dr. G.P. "Bud" Peterson
 Faculty Representative Reginald DesRoches
 Director of Athletics Mike Bobinski
 Athletic Department Phone (404) 894-5400
 Ticket Office Phone (888) TECH-TIX

BASEBALL STAFF

Head Coach Danny Hall
 Alma Mater, Year Miami, Ohio '77
 Overall Record 1,099-546-1 (.668), 27 years
 Record at School 891-429-1 (.675), 21 years
 Office Phone (404) 894-5471
 Assistant Coach/Recruiting Bryan Prince (8th year)
 Alma Mater Georgia Tech '05
 Assistant Coach Jason Howell (3rd year)
 Alma Mater North Carolina '02
 Volunteer Coach Tony Plagman (2nd year)
 Alma Mater Georgia Tech '10
 Director of Baseball Operations Nick Scherer
 Strength and Conditioning Steve Tamborra
 Trainer Walter Smith
 Manager Mike Nickeas
 Student Managers Soma Yamaoka, Steven Tinsley,
 Olivia Moore, Jonathan Langley, John Simoneaux

COMMUNICATIONS/PUBLIC RELATIONS

Assistant Director (Baseball Contact) Mike DeGeorge
 Email mdegeorge@athletics.gatech.edu
 Office (404) 894-5445
 Cell (404) 263-9478
 Twitter @MikeDeGeorge
 Mailing Address 150 Bobby Dodd Way, N.W.
 Atlanta, Ga. 30332-0455

HISTORICAL INFORMATION

Record Since 1895 2328-1475-27 (.611)
 At Russ Chandler Stadium 830-241-1 (.773)
 ACC Regular Season Record 473-320-2 (.596)
 ACC Championships 9
 1985, 1986, 1987, 1988, 2000,
 2003, 2005, 2012, 2014
 ACC Tournament Record 77-55 (.583)
 NCAA Appearances 30
 1959, 1971, 1985, 1986, 1987, 1988, 1989, 1990,
 1991, 1992, 1993, 1994, 1995, 1996, 1997, 1998,
 2000, 2001, 2002, 2003, 2004, 2005, 2006, 2008,
 2009, 2010, 2011, 2012, 2013, 2014
 NCAA Tournament Record 69-61 (.531)
 NCAA Super Regionals 5
 2000, 2002, 2004, 2005, 2006
 College World Series Appearances 3
 1994 (2nd), 2002 (T-5th), 2006 (T-7th)
 College World Series Record 4-5

STADIUM INFORMATION

Name Russ Chandler Stadium
 Year Opened 1985
 Year Renovated 2001
 Capacity 4,157
 Dimensions 329-382-390-350-334
 Fence Height 10 feet
 Press Box Number (404) 894-3167
 Address Fowler Street & Fifth Street, Atlanta, Ga. 30332

2014 YEAR IN REVIEW

Overall Record 37-27
 Home: 25-11; Away: 6-13; Neutral: 6-3
 ACC Record 14-16
 Home: 10-5; Away: 4-11
 ACC Finish 5th, Coastal
 ACC Tournament (4-1); Champions
 Postseason Play NCAA Oxford Regional (1-2)
 Final Ranking NR

2015 INFORMATION

Lettermen Returning 22 (11 position, 11 pitchers)
 Lettermen Lost 11 (6 position, 5 pitchers)
 Starting Position Players Returning/Lost 8/1
 Starting Pitchers Returning/Lost 2/2
 Newcomers 11
 Captains A.J. Murray, Devin Stanton

TOP RETURNING POSITION PLAYERS

CF Daniel Spingola (Sr.) . . .319, 3 hr, 9 2b, 36 rbi, 15 sb
 LF Matt Gonzalez (Jr.) . . .314, 1 hr, 21 2b, 37 rbi, 9 sb
 1B Thomas Smith (Sr.) . . .301, 2 hr, 10 2b, 36 rbi
 RF Ryan Peurifoy (So.) . . .296, 7 2b, 11 rbi
 DH A.J. Murray (Sr.) . . .283, 4 hr, 16 2b, 33 rbi
 SS Connor Justus (So.) . . .254, 4 hr, 12 2b, 35 rbi

TOP RETURNING PITCHERS

LHP Devin Stanton (S) . . .2.24, 5-3, 76.1 ip, 57 k, 22 bb
 LHP Ben Parr (S) 2.62, 5-4, 65.1 ip, 52 k, 20 bb
 LHP Jonathan King (S) . . .1.96, 2-0, 18.1 ip, 12 k, 7 bb
 RHP Cole Pitts (S/R) 3.18, 1-0, 16 k, 9 bb

TOP POSITION PLAYERS LOST

2B Mott Hyde 282, 4 hr, 35 rbi, 10 sb

TOP PITCHERS LOST

RHP Dusty Isaacs (R) 1.92, 8-5, 29 app, 7 sv
 LHP Sam Clay (R) 1.26, 4-1, 31 app, 8 sv
 RHP Matthew Grimes (S) 4.39, 5-3, 12 starts
 RHP Josh Hedding (S) 3.94, 4-5, 14 starts

NEWCOMERS (11)

IF/OF . Wade Bailey Villa Rica, Ga.
 RHP . Ryan Young Kennesaw, Ga.
 3B . Blake Jackson Warner Robins, Ga.
 C . . Trevor Craport Norcross, Ga.
 OF . Kel Johnson Palmetto, Ga.
 RHP . Patrick Wiseman Roswell, Ga.
 RHP . Jared Datoc Atlanta, Ga.
 LHP . Cory Pope Valdosta, Ga.
 RHP . Cody Worthy Winston, Ga.
 LHP . Daniel Gooden Griffin, Ga.
 IF/OF . Coleman Poje Atlanta, Ga.*
 *Air Force transfer; not eligible for 2015

2015 SCHEDULE

Date	Opponent	Eastern Time
Feb 13	St. John's	4 p.m.
Feb 14	Fordham	2 p.m.
Feb 15	Liberty	1 p.m.
Feb 17	at Georgia Southern	6 p.m.
Feb 20	vs. FIU (Coastal Baseball Bash)	12 p.m.
Feb 21	vs. Albany (Coastal Baseball Bash)	11 a.m.
Feb 22	at Coastal Carolina (Baseball Bash)	1 p.m.
Feb 24	at Auburn	SECN+ 5 p.m.
Feb 25	Georgia State	4 p.m.
Feb 27	Indiana State	4 p.m.
Feb 28	Indiana State	2 p.m.
Mar 1	Indiana State	1 p.m.
Mar 3	Ohio	4 p.m.
Mar 6	Notre Dame *	ESPN3 4 p.m.
Mar 7	Notre Dame *	ESPN3 2 p.m.
Mar 8	Notre Dame *	ESPN3 1 p.m.
Mar 10	Georgia Southern	ESPN3 6 p.m.
Mar 13	at Duke *	ESPN3 6 p.m.
Mar 14	at Duke *	ESPN3 1 p.m.
Mar 15	at Duke *	ESPN3 1 p.m.
Mar 17	at Kennesaw State	6 p.m.
Mar 20	North Carolina *	ESPN3 7 p.m.
Mar 21	North Carolina *	ESPN3 4 p.m.
Mar 22	North Carolina *	ESPN3 1 p.m.
Mar 24	Auburn	ESPN3 6 p.m.
Mar 27	at Louisville *	ESPN3 6 p.m.
Mar 28	at Louisville *	ESPN3 1 p.m.
Mar 29	at Louisville *	ESPN3 1 p.m.
Mar 31	at Georgia	SEC Net 7 p.m.
Apr 1	at Georgia State	6 p.m.
Apr 3	at Virginia Tech *	5:30 p.m.
Apr 4	at Virginia Tech *	2 p.m.
Apr 5	at Virginia Tech *	1 p.m.
Apr 7	Mercer	6 p.m.
Apr 10	Virginia *	ESPN3 7 p.m.
Apr 11	Virginia *	ESPN3 4 p.m.
Apr 12	Virginia *	ESPN3 1 p.m.
Apr 14	Georgia	ESPN3 7 p.m.
Apr 17	at Boston College *	2:30 p.m.
Apr 18	at Boston College *	1:30 p.m.
Apr 19	at Boston College *	1 p.m.
Apr 21	Kennesaw State	6 p.m.
Apr 24	Clemson *	ESPN3 7 p.m.
Apr 25	Clemson *	RSN 1 p.m.
Apr 26	Clemson *	ESPN3 1 p.m.
May 2	Presbyterian (DH)	1 p.m.
May 3	Presbyterian	1 p.m.
May 6	at Mercer	6 p.m.
May 8	Pittsburgh *	7 p.m.
May 9	Pittsburgh *	RSN 1 p.m.
May 10	Pittsburgh *	1 p.m.
May 12	vs. Georgia (Turner Field)	FS-South 7 p.m.
May 14	at Miami *	7 p.m.
May 15	at Miami *	7 p.m.
May 16	at Miami *	1 p.m.

POSTSEASON

May 19-24 ACC Tournament (Durham, N.C.)
 May 29-June 1 NCAA Regional (Campus Sites)
 June 5-7 NCAA Super Regional (Campus Sites)
 June 13-24 College World Series (Omaha, Neb.)

Key
 * - ACC game
 Times subject to change

A.J. MURRAY #9

CLASS **Senior Captain** // HEIGHT **6-1** // WEIGHT **216** // POSITION **C/1B** // BATS/THROWS **R/R** // HOMETOWN **Westfield, N.J.** // HIGH SCHOOL **Westfield**



HONORS & AWARDS

*Top-100 ranked senior entering 2015 by Perfect Game
*2014 ACC Academic Honor Roll

MLB DRAFT HISTORY

Drafted in the 48th Round by Houston in 2011 but elected to enroll at Tech.

SENIOR // 2015

Elected a team captain, along with Devin Stanton.

2014 SUMMER

Named the Cape Cod League's Manny Robello 10th Player Award, which recognizes a player who has demonstrated dedication both on and off the field... Former Yellow Jacket Nomar Garciaparra is a past winner of the Manny Robello Award... Chatham A's Most Outstanding Player of the Year... East MVP of the 2014 Cape Cod League All-Star Game... Three-time Cape Cod League Player of the Week winner... Hit .317 for the summer (T-14th in CCL) with six home runs (T-2nd) and 32 RBI (3rd).

JUNIOR YEAR // 2014

Played in 62 games and made 60 starts... Finished the season batting .283 and led the Yellow Jackets with four home runs... His 16 doubles were second on the club... Hit .280 with nine doubles and 12 RBI in conference play... Blasted his first home run of the season in the 7-5 win over Western Carolina on 3/11... Was red-hot in the Miami series, going 6-for-11 (.545) with two doubles, a triple, a walk, a stolen base and three runs... Matched his career-highs in hits (3) and doubles (2) by going 3-for-4 with an RBI and a run during the Yellow Jackets' 9-4 win at Georgia State on 3/19... Was 5-for-14 (.357) in the North Carolina series with a double, three RBI and two runs... Launched a first-inning grand slam versus Georgia State on 4/2 to give Tech a 5-0 lead en route to a 7-3 victory... Also walked and scored later in the game... The grand slam versus GSU was the second of his career... Matched his career-highs in hits (3) and doubles (2) by going 3-for-4 with three RBI in the 5-1 win over Duke on 4/5... Also had two hits in the Duke series-opener, a 7-4 Tech win... Homered and drove in two runs in Tech's 13-2 win over Georgia Southern on 4/8... Recorded another three-hit effort with a double, an RBI and scored twice in the 12-1 win over Savannah State on 4/9... Had five hits and scored three times in the Virginia Tech series, including a solo homer in the Saturday game that tied the score at 1-1 in the fourth inning en route to Tech's 3-1 win... Went 3-for-5 in the VT finale... Stayed hot versus North Florida on 5/6 by reaching three times -- single, double, HBP -- and driving in Tech's first three runs in a 9-6 victory... Matched his career high in hits (three) and RBI (four) in Tech's 12-5 win over USF on 5/17... Hit .318 (7-for-22) in the ACC tournament, including a 3-for-4 performance in the title game win over Maryland with a double, three RBI and a run... Reached base six times over Tech's three games in the NCAA Oxford Regional with two hits, three walks a HBP and drove in a run against Washington on 6/1.

SOPHOMORE YEAR // 2013

Stepped right into the starting lineup and enjoyed a breakout sophomore season by starting all 64 games... Was one of four Jackets to start all 64 games... Hit .271 overall with 10 doubles, two triples, five home runs, 35 RBI and swiped four bases in four attempts... Finished the season on a career-best eight game hitting streak, recording at least one hit in all eight of the Jackets' postseason games (three ACC Tournament games, five NCAA Regional games)... He became the first Tech player to accomplish that feat since Charlie Blackmon hit safely in 12 straight postseason games to end the 2008 season... One of his postseason hits was a clutch, game-tying home run with two outs in the ninth inning and Mott Hyde followed in the next at-bat with the winning homer as the Jackets rallied to beat No. 7

Florida State, 4-3... Was 6-for-18 (.333) in the Nashville Regional with a double, an RBI and two runs also drew three walks... Hit .444 (4-for-9) on opening weekend with two runs, two RBI, a double and walked three times... Hit his first career home run -- a grand slam -- versus Rutgers on March 1 to begin a big series... He became the first Yellow Jacket to hit a grand slam as his first career homer since Matt Simonds versus Maryland in 2009... Followed with a solo home run on March 2 versus Rutgers and finished the series 5-for-12 with six RBI and five runs... Cleared the bases with a three-run triple (his first career triple) that gave the Jackets an 8-6 lead in the sixth inning, en route to a 16-9 win over Mercer on March 5 -- had two hits, three RBI, and scored three times in the game... Had five hits, two RBI, two walks and two runs in the Florida State series... Was held to two hits, but drove in six runs during the Wake Forest series -- that included a three-run homer in the series finale as Tech's late rally fell short in searching for the sweep... Set a career-high with three hits (3-for-5), including a triple, an RBI and two runs in the 9-1 win over Kennesaw State on April 3... Had a career-high two doubles at Duke on April 7... Was 2-for-3 in the series-opening 2-1 win over No. 5 Virginia, and his RBI double in the bottom of the fourth of series-finale would stand as the game-winner in the 3-2 win... Matched his career-high with three hits versus Coastal Carolina on 5/7.

FRESHMAN YEAR // 2012

Saw action in 12 games and made two starts... Made his collegiate debut with a start at first base versus Ohio State (2/25)... Drew a walk and scored a run in that game versus the Buckeyes... Started at designated hitter in a 10-5 win over Georgia Southern (3/28)... Picked up his first college hit at No. 6 North Carolina (4/21), going 1-for-2... Recorded his first career RBI with a sacrifice fly versus No. 1 Florida in the NCAA Gainesville Regional (6/3).

HIGH SCHOOL

Three-year letterwinner and one-year captain under head coach Bob Brewster at Westfield High School in New Jersey... State sectional champion in 2011... New Jersey Gatorade Player of the Year and the New Jersey Star Ledger Player of the Year... Named First Team All-State in 2011... First Team All-Area from 2009-2011... Earned his high school's batting title... Played in the New Jersey North-South All-State game... Owns the Westfield record for home runs, hits and runs... Recorded 10 RBI in one game... As a senior, he hit .540 with nine homers, 12 doubles, and scored 54 runs, all of which were school single-season records... Ranked as the No. 77 recruit in the nation and No. 3 in the State of New Jersey by Perfect Game... Also was a three-year standout in football under coach Jim Desamo as a running back and linebacker... Earned All-State honors in 2011, and All-Area honors from 2009-11... Rushed for over 1,000 yards and recorded 117 tackles... Made the school's honor roll... Played summer ball for Super 18.

PERSONAL

Full name is Andrew John Murray... Born April 4, 1993 in Rahway, N.J.... Son of Michael Murray and Cathy Donlin... His father, Michael, played with the Chicago White Sox... Has one sister, Brittany, and two brothers, Michael and Douglas... His brother, Michael, was a standout catcher at Wake Forest, and currently plays for the San Francisco Giants organization... Sister Brittany played softball for Maryland... Majoring in business administration.


CAREER STATISTICS // ALL GAMES

Year	Avg	GP	GS	AB	R	H	2B	3B	HR	RBI	TB	SLG%	BB	HBP	SO	GDP	OB%	SF	SH	SB	ATT	PO	A	E	FLD%
2012	.083	12	2	12	1	1	0	0	0	1	1	.083	2	0	1	3	.200	1	0	0	1	15	1	1	.941
2013	.271	64	64	236	41	64	10	2	5	35	93	.394	30	6	56	7	.366	1	2	4	4	512	47	12	.979
2014	.283	62	60	223	29	63	16	2	4	33	95	.426	24	10	52	2	.376	1	0	7	11	85	6	2	.978
TOTAL	.272	138	126	471	71	128	26	4	9	69	189	.401	56	16	109	12	.366	3	2	11	16	612	54	15	.978

CAREER STATISTICS // CONFERENCE GAMES

Year	Avg	GP	GS	AB	R	H	2B	3B	HR	RBI	TB	SLG%	BB	HBP	SO	GDP	OB%	SF	SH	SB	ATT	PO	A	E	FLD%
2012	.250	6	0	4	0	1	0	0	0	0	1	.250	1	0	1	0	.400	0	0	0	1	3	0	1	.750
2013	.221	30	30	113	14	25	4	0	2	16	35	.310	14	1	26	3	.313	0	1	2	2	250	25	9	.968
2014	.280	29	28	107	13	30	9	1	1	12	44	.411	12	7	23	1	.389	0	0	5	6	43	3	1	.979
TOTAL	.250	65	58	224	27	56	13	1	3	28	80	.357	27	8	50	4	.351	0	1	7	9	296	28	11	.967

CLASS **Senior** // HEIGHT **6-5** // WEIGHT **237** // POSITION **RHP** // BATS/THROWS **R/R** // HOMETOWN **Moultrie, Ga.** // HIGH SCHOOL **Colquitt County**



HONORS & AWARDS

*Top-100 ranked senior entering 2015 by Perfect Game
*2014 ACC Academic Honor Roll

MLB DRAFT HISTORY

Drafted in the 32nd Round by Cleveland in 2011 but elected to enroll at Tech.

JUNIOR YEAR // 2014

Suffered an injury in his start versus Wake Forest in Tech's ACC opening weekend on 3/8 and did not pitch for the remainder of the season... He was 1-0 with a 3.18 ERA in just four starts in his injury-shortened season... Went 5.0 innings versus Radford in his season debut and allowed just a run with no walks and three strikeouts, but did not factor in the decision during the Jackets' 3-1 loss... Gave the Jackets another strong start on 2/22 versus UNC Greensboro, working 5.0 shutout innings and yielding just three hits with six strikeouts and one walk but did not factor in the decision in Tech's 7-0 victory... The UNCG performance marked his second career combined shutout (Rutgers, 3/3/13)... Bounced back from a two-run first inning to keep Bowling Green scoreless over his next four innings of work and picked up his first win of the season on 3/1... Lasted only 2.0 innings versus Wake Forest on 3/8 after issuing five walks and three runs and did not factor in the decision in Tech's 12-8 loss.

SOPHOMORE YEAR // 2013

Appeared in 19 games as a sophomore and made 13 starts... Finished with a 5-3 record and 4.71 ERA in 65 innings of work... Opponents hit just .246 off the tall righty... Worked six innings and fanned seven against one walk in helping Tech complete the sweep of Akron on opening weekend... His seven Ks and six innings were each one shy of his respective career highs... Gave the Jackets another Sunday gem in the 10-1 win over St. John's on Feb. 24 by going six innings with four hits, one run and four strikeouts... Put the Jackets in position for another sweep versus Boston College on March 17, firing 6.2 innings and allowing just three singles and an unearned run... The BC win marked his sixth over his last eight starts, dating back to 2012... Allowed four runs (three earned) in 5.1 innings on March 24 at No. 5 Florida State and turned a 6-1 lead over the bullpen, but the Jackets couldn't protect the lead in the 8-6 loss... After a short outing versus Wake Forest, he made a midweek start versus Kennesaw State (working on a pitch count) and went three innings allowing four hits and one run with three strikeouts but did not factor in the decision in Tech's 9-1 win... Came up big for the Jackets on April 13 versus No. 5 Virginia in the rubber game of a crucial weekend series... He allowed just two runs on two hits in 5.1 innings versus the Cavaliers with six strikeouts as Tech won 3-2 (in a rain-shortened six-inning game)... The Virginia win was his first of the year over a Top-25 opponent... Pitched out of the bullpen over his final six appearances... Pitched 2.1 innings of relief with one hit and one unearned run versus No. 5 Virginia in the ACC Tournament on 5/23... Made a pair of scoreless relief appearances in the NCAA Nashville Regional, throwing 1.2 innings with three strikeouts versus Illinois (May 31) and 1.1 two-hit innings against No. 2 Vanderbilt (June 3).

FRESHMAN YEAR // 2012

Appeared in 19 games and his 13 starts were second-most on the team, as were his 78.0 innings... Finished the year with a 4.50 ERA and was 6-4 with one save... Was lights-out in his first collegiate action, firing 4.0 innings and getting the win in relief against Winthrop, 5-3 (2/18)... Fanned five and allowed just one run and three hits... Made his first career start versus Kennesaw State on 2/29 and recorded his second win with four scoreless innings, three hits, one walk and five strikeouts... Made his second career start at Georgia State (3/7) and took the loss after allowing five hits and two runs with five strikeouts in four innings... Struck out a career high six batters in a 3.1-inning relief appearance

vs. Virginia Tech (3/17)... Posted his first career save and matched his career-long of four innings (four hits, no runs, no walks, one strikeout) at Boston College to preserve a 2-1 lead... Made his third career start versus Georgia Southern (3/28) and picked up the win by allowing three earned runs and five hits in a career-long 6.0 innings... Recorded a career-high eight strikeouts in the GSU win... Made his first career ACC start versus No. 2 Florida State on 4/8 and was tagged the loss... Gave Tech a gutsy effort in the series finale at No. 6 North Carolina, throwing five innings and limiting the Heels to just two runs -- the Jackets rallied late and clinched the series with a 4-2 win... Limited Charlotte to seven singles and one run in six innings, and turned a 2-1 lead over to bullpen in the seventh inning (Tech won 6-5 in 11 innings)... The start versus Charlotte matched his then-career long... Tossed 3.2 innings at No. 22 Virginia, allowing six hits and three runs in a no decision... On the final day of the regular season vs. No. 21 Miami, with Tech looking for the last spot in the ACC Tournament, the rookie turned in the best start of his career... He tossed a career-long seven innings of two-hit ball and allowed just one run, one walk with five strikeouts as the Jackets beat the Hurricanes, 2-1 -- his first career win over a Top-25 team... Picked up his second consecutive Top-25 win, tossing five innings with four runs allowed (two earned) in a 17-5 rout of No. 19 Virginia at the ACC Championship... Started Tech's NCAA Gainesville Regional opener versus College of Charleston and allowed three earned runs in 3.2 innings as Tech went on for the 8-4 victory.

HIGH SCHOOL

Four-year letterwinner under head coach Tony Kirkland at Colquitt County ... Played first base and hit 11 home runs as a senior and showcased a 1.82 ERA on the mound ... Owns the home run record at Colquitt County ... Named the Region 1-A-AAAA Player of the Year in 2011 ... Also played two seasons of basketball and one year of football ... Participated in the Sunbelt Classic in Oklahoma and was named the 2010 MVP ... Played the summer of 2011 for the Middle Georgia Titans.

PERSONAL

Full name is Cole Garron Pitts ... Born September 3, 1992 in Thomasville, Ga. ... Son of Craig and Deborah Pitts ... Has an older brother, Chance ... Majoring in business administration ... Considering a future as a teacher and coach ... Chose Tech because of its educational opportunities, baseball program, and campus.

CAREER STATISTICS // ALL GAMES

Year	ERA	W	L	App	GS	CG	SHO	CBO	SV	IP	H	R	ER	BB	SO	2B	3B	HR	BF	B/Avg	WP	HBP	BK	SFA	SHA
2012	4.50	6	4	19	13	0	0	0	1	78.0	98	48	39	35	60	16	1	5	368	.307	4	3	1	1	10
2013	4.71	5	3	19	13	0	0	1	0	65.0	60	38	34	36	43	6	2	6	294	.246	1	6	0	4	4
2014	3.18	1	0	4	4	0	0	1	0	17.0	16	6	6	9	16	3	0	1	78	.239	0	1	0	0	1
TOTAL	4.44	12	7	42	30	0	0	2	1	160.0	174	92	79	80	119	25	3	12	740	.276	5	10	1	5	15

CAREER STATISTICS // CONFERENCE GAMES

Year	ERA	W	L	App	GS	CG	SHO	CBO	SV	IP	H	R	ER	BB	SO	2B	3B	HR	BF	B/Avg	WP	HBP	BK	SFA	SHA
2012	5.68	1	3	9	6	0	0	0	1	38.0	52	30	24	23	24	12	0	3	187	.323	1	1	1	0	2
2013	5.59	2	3	9	8	0	0	0	0	37.0	38	26	23	19	18	3	2	3	173	.262	1	5	0	2	2
2014	13.50	0	0	1	1	0	0	0	0	2.0	2	3	3	5	3	1	0	0	12	.286	0	0	0	0	0
TOTAL	5.84	3	6	19	15	0	0	0	1	77.0	92	59	50	47	45	16	2	6	372	.294	2	6	1	2	4

THOMAS SMITH #13

CLASS **Senior** // HEIGHT **6-1** // WEIGHT **181** // POSITION **IF** // BATS/THROWS **R/R** // HOMETOWN **Ft. Pierce, Fla.** // HIGH SCHOOL **John Carroll**



HONORS & AWARDS

*2014 Second Team All-ACC
*2012 ACC All-Tournament Team

JUNIOR YEAR // 2014

Second Team All-ACC selection at first base... Finished as Tech's third-leading hitter with a .301 average in 61 starts... Committed just two errors in 541 chances for a sterling fielding percentage of .996... Helped Georgia Tech set a school record in both fielding percentage (.974) and an NCAA-leading 77 double plays... Tied for the team lead with 26 walks against just 31 strikeouts for a team-leading .392 on-base percentage... Had two hits in the opening-day victory over Old Dominion, including the eventual game-winning RBI single in the seventh inning... Made his first career start at first base versus VCU on 2/16... Match career highs in hits (3) and RBI (4) in Tech's 7-3 win over UNCG on 2/21 -- finished the series with two home runs and six RBI... Went 2-for-3 at Georgia on 3/4 to extend his hitting streak to eight games... Was 5-for-13 with a double, two RBI, two runs and two stolen bases in the Wake Forest series... extended his hitting streak to a career-best 11 games with a two-hit effort on 3/9... His hit streak reached 12 games by going 2-for-3 with an RBI in the win over WCU on 3/11, but ended in the series-opener versus Miami on 3/14... Missed the next two games of the UM series with a hamstring injury... Bounced back by going 5-for-8 with two runs and two RBI as Tech won road games at Kennesaw State and Georgia State... Went 2-for-4 with two RBI, a walk, a sac fly and sac bunt in Tech's 6-5 win at No. 13 North Carolina in 13 innings on 3/22... Scored twice in the 9-1 win at UNC... Set a career-high in hits (four) and matched his career-high of RBI (four) by going 4-for-5 with a double and a run in Tech's 13-2 win over Georgia Southern on 4/8... Matched his career high of four hits with a 4-for-6 effort and three RBI at Maryland on 4/20 -- his 12th inning RBI single gave Tech the lead for good in a 13-6 win... Was 3-for-4 with two runs, a double, an RBI and two walks in the 7-6 win over Virginia Tech in 11 innings on 5/2... Injured his ankle in that game and missed Saturday's game but returned to the lineup as the designated hitter on 5/4... Finished the ACC tournament 6-for-21 (.286), but was an impressive 6-for-12 over the final three games including a 3-for-4 effort in the title game win over Maryland with a career-high two doubles... Opened the scoring in the title game with a two-out RBI double in the first inning... Went 3-for-4 with an RBI in Tech's win over Jacksonville in the NCAA Oxford Regional.

SOPHOMORE YEAR // 2013

Proved to be one of the Yellow Jackets most consistent all-around performers... Played in 45 games and started 30 games, including the final 20 consecutive at second base... Hit .286 overall with five doubles and career-high in triples (two), home runs (three) and RBI (13)... Played error-free in 128 chances at second base... Hit his first career triple and scored versus Wake Forest on March 30... Was 2-for-4 with two RBI, a double and scored twice in the win over Kennesaw State on April 3 -- his RBI double in the fourth inning gave Tech a 2-1 lead and would stand as the game winner... Had two hits in the series at Duke and provided the game-winning RBI single in the eighth inning of the 2-1 triumph on April 6... Went 2-for-2 with an RBI, a double and a run in the 3-2 win over No. 5 Virginia on April 14 that clinched the series... Was 2-for-4 in the finale versus NC State with two RBI, including his first career home run... Had a big day in Tech's 10-1 win at Miami on May 18, going 2-for-4 with a homer, a double and two RBI... Matched his season-high in hits (two) with a double in the ACC Tournament versus No. 5 Virginia... Finished the NCAA Nashville Regional 5-for-15 (.333) and matched his season high of two hits in both games versus Illinois... Also homered (third career), walked and stole a base in the May 31 game versus the Illini... His lead-off single in the ninth inning of an elimination game against Illinois (June 2) kick-started the rally as the Jackets scored four times in the inning and beat the Illini, 6-3.

FRESHMAN YEAR // 2012

Named to the ACC All-Tournament Team... Was inserted in the line-up in late March to add a spark, and didn't relinquish his starting second-baseman spot for the final 39 games of the season... Hit .302 with 12 RBI, six doubles and five stolen bases... Was a tough out, drawing 15 walks (against 14 strikeouts) and was hit by eight pitches (third-highest on the team)... His .407 on-base percentage was third-best among starters... Fielded at a .967 clip and aided in 26 of Tech's 35 double plays turned over the final 39 games of the season... Tech's fielding percentage was .935 in the first 25 games without Smith in the lineup, and .966 over the final 39 games with Smith... Turned in a memorable college debut, starting at second base vs. Georgia Southern (3/28) and reached base three times (single and two walks), scored, and made a key defensive play for the final out in the seventh inning with Tech leading 8-3 and the bases loaded for GSU... Stayed hot in the Duke series, starting all three games and going 7-for-10 with two RBI, two runs, a walk and two steals... He scored the game-winning run in the eighth inning of the 1-0 win over Duke and drove in the winning run in the 8-0 win over the Blue Devils... Went 3-for-5 versus No. 2 Florida State (4/7), scored a run and turned three of Tech's four double plays... Hit 4-for-11 in the Wake Forest series, with a double and two runs... Went 2-for-4 and set a career high with four RBI in the 11-4 win at No. 6 North Carolina (4/21)... Reached base twice vs. Georgia at Turner Field (4/24) with a double and a run... Collected two hits, two RBI and two runs in the Georgia win (5/9) - he drove in a run with a suicide squeeze bunt in the third inning, and was in all four double plays turned by Tech (tied season high)... Had three hits, an RBI, a run and played error-free during the Virginia series... Named to the ACC All-Tournament after going .333 (5-for-15) in Greensboro with a double, RBI, stolen base and helping turn four double plays and committing just one error in 23 chances... Was held hitless in the NCAA Gainesville Regional, but played error-free in the four games, walked twice, scored in the 3-0 win over Charleston.

HIGH SCHOOL

Was a four-year letterwinner and senior captain for head coach Mike Easom at John Carroll High School in Fort Pierce, Fla. ... Three-time All-Area selection at shortstop ... John Carroll was regional champions in 2008 and 2009, was the state runner-up in 2008 and reached the state Final Four in 2009 ... Played in Fort Pierce's North vs. South All-Star Game ... Was a four-year honor student and member of the National Honor Society ... Lists his greatest athletic accomplishment as earning a walk-on spot at Georgia Tech.

PERSONAL

Full name is Thomas Alexander Smith ... Born December 30, 1992 in Jensen Beach, Fla. ... Son of David and Kimberly Smith ... Has a brother, Andrew, and sister, Anna ... His father David is a 1985 graduate of Georgia Tech ... Majoring in mechanical engineering ... Considering a future as an engineer for the Department of Defense ... Chose Tech because of its great academics and baseball.

CAREER STATISTICS // ALL GAMES

Year	Avg	GP	GS	AB	R	H	2B	3B	HR	RBI	TB	SLG%	BB	HBP	SO	GDP	OB%	SF	SH	SB	ATT	PO	A	E	FLD%
2012	.302	39	39	126	18	38	6	0	0	12	44	.349	15	8	14	3	.407	1	4	5	9	69	105	6	.967
2013	.286	45	30	112	16	32	5	2	3	13	50	.446	13	1	16	4	.362	1	5	3	6	43	85	0	1.000
2014	.301	61	61	229	35	69	10	1	2	36	87	.380	26	9	31	6	.392	1	9	5	9	490	49	2	.996
TOTAL	.298	145	130	467	69	139	21	3	5	61	181	.388	54	18	61	13	.389	3	18	13	24	602	239	8	.991

CAREER STATISTICS // CONFERENCE GAMES

Year	Avg	GP	GS	AB	R	H	2B	3B	HR	RBI	TB	SLG%	BB	HBP	SO	GDP	OB%	SF	SH	SB	ATT	PO	A	E	FLD%
2012	.343	21	21	70	9	24	3	0	0	7	27	.386	5	3	7	2	.410	0	2	2	5	40	51	4	.958
2013	.241	21	14	54	7	13	2	2	2	8	25	.463	4	0	8	3	.288	1	1	0	0	15	35	0	1.000
2014	.260	27	27	104	13	27	4	0	0	14	31	.298	13	4	15	2	.361	1	3	5	6	210	21	1	.996
TOTAL	.281	69	62	228	29	64	9	2	2	29	83	.364	22	7	30	7	.359	2	6	7	11	265	107	5	.987

DANIEL SPINGOLA #35

CLASS **Senior** // HEIGHT **6-1** // WEIGHT **190** // POSITION **OF** // BATS/THROWS **L/L** // HOMETOWN **Roswell, Ga.** // HIGH SCHOOL **Marist**



HONORS & AWARDS

*2014 Second Team All-ACC
*2014 ACC All-Tournament Team
*2014 ACC All-Academic
*2012 & 2014 ACC Academic Honor Roll

MLB DRAFT HISTORY

Drafted in the 24th round by the Chicago Cubs in 2014 but chose to remain at Tech.

JUNIOR YEAR // 2014

Second Team All-ACC selection... ACC All-Academic selection... Provided the Yellow Jackets a break-out season offensively, hitting a team-best .319 in 62 starts... Played in all 64 games... Led the ACC in hits (82) and triples (8), becoming the first-ever Yellow Jacket to lead the conference in hits and the first Jacket since Nomar Garciaparra in 1994 to lead the league in triples... His .336 average in ACC play was fourth-best in the conference... Led the team by scoring nine game-winning runs... Recorded a first-inning hit in five-consecutive games late in the year... Drove in Tech's tying run in the seventh inning with his first career triple as the Jackets rallied for a 6-5 win over Old Dominion on opening day... Had two hits, including a two-run home run and scored four times in the BGSU series sweep... Enjoyed a big series versus Wake Forest, going 5-for-10 on the weekend with five runs, a triple, an RBI, two walks and three stolen bases... That included a three-hit effort on 3/7... Posted another huge series versus No. 22 Miami by going 7-for-13 (.538) with five RBI, five runs and two stolen bases... Was a career-best 4-for-4 with three RBI and three runs during Tech's 13-7 win on 3/15... Had one hit in each game of the UNC series to extend his hitting streak to nine games... Ripped his third triple off the wall in right in Game 1... Had an RBI and scored in Game 3... His hit streak reached a career-best 11 games at Pitt on 3/28, but was snapped on 3/29... Was 2-for-4 with two RBI and two runs in Tech's 7-4 win over Duke on 4/4 and his RBI single drove in Brandon Gold as the game's lone run in the sixth inning in the 1-0 win over Duke on 4/6 to sweep the series... Was 6-for-13 (.462) in the series win over No. 1 Florida State, including a double, a triple, two RBI and five runs... He accounted for the winning runs in each of the first two games of the series... In the 4-1 win over Georgia on 4/15, he singled and scored in the first inning for the fourth straight game... Also gunned down a UGA runner at second base in the fourth inning trying to stretch a single into a double -- his second outfield assist... Had two hits at Maryland on 4/18, including a first-inning single and run for fifth straight game... Was red-hot in the series win over Virginia Tech, going 8-for-15 (.533) with two triples, four RBI, two runs and an outfield assists... Matched his career-high with a four-hit effort in the 7-6 on Friday... Was 5-for-12 in the USF series with a home run, three RBI and was 3-for-3 in stolen bases... Named to the ACC All-Tournament Team after hitting a team-best .389 (7-for-18) in Greensboro with two doubles, a triple, three walks, two RBI and four runs... Was 3-for-4 with a double, triple and two RBI in play-in win over Wake Forest on 5/20... Had two hits in the win over Clemson and scored twice in the ACC Championship Game win over Maryland... Had two hits and scored twice in the NCAA Oxford Regional.

SOPHOMORE YEAR // 2013

Saw action in 51 games and made 21 starts in either the outfield or as the designated hitter... Hit .256 with a pair of doubles, his first career home run and 13 RBI... A tough out at the plate, he drew 14 walks against 13 strikeouts and posted an on-base percentage of .375... Launched his first career home run -- a walk-off two-run shot to right as Tech rallied with four runs in the final two innings to beat The Citadel, 5-4 on March 26... Was 2-for-4 in The Citadel game, matched his career-high of three RBI, and his RBI double put the Jackets on the board in the seventh inning... Had two hits in the

Rutgers series and scored in the finale on March 3... Set a career high with three RBI in the Saturday win over Virginia Tech, 14-9... Went a career-best 3-for-3 with an RBI, a walk, a run and a stolen base in the series-opening 12-5 win over Boston College on March 15... Followed that with a hit and a run in the series finale versus BC... Had hits in both games of the Clemson series he played, with an RBI, a double and a run scored... Drew a pinch-hit walk and scored at Miami on May 17... Had three hits, two RBI, a stolen base and scored twice in the NCAA Nashville Regional... Started in the outfield for three of Tech's five games in the Regional.

FRESHMAN YEAR // 2012

Played in 23 games and made eight starts... Hit .349 (15-for-43) with three doubles, five RBI and was 4-for-5 in stolen-base attempts... His .349 average was tops among Tech's reserve players... Hit a team-best .400 (4-for-10) in pinch-hit opportunities... Made his college debut with a pinch-hit appearance versus Rutgers (3/2)... Recorded his first collegiate hit in the Wagner win (3/13)... He pinch-hit at Boston College (3/24) and went 1-for-2 with a double and a run... Earned his first career start in the second game of the doubleheader at Boston College (3/24)... Recorded his first career RBI versus No. 1 Florida State (4/8)... Had a pinch-hit single that scored a run at Wake Forest (4/13)... Had a hit and scored at No. 6 North Carolina (4/21)... Reached base three times in the Charlotte series finale, going 1-for-1 with two walks and two steals... Went 2-for-3 with a run in the Georgia win (5/9) -- first career 2-hit game -- and stole a base... Filling in for injured Brandon Thomas in left field, he had a big series at Virginia by going 5-for-11 with a run, three RBI, a double and played error-free... Went 1-for-3 at Mercer (5/15) with a stolen base... Had two hits with a double in the win over Clemson at the ACC Championship.

HIGH SCHOOL

Lettered in two seasons of baseball as both an outfielder and left-handed pitcher for head coach Mike Strickland at Marist High School ... Also played three seasons of basketball for Marist ... Was a part of two state championship baseball teams at Marist in 2010 and 2011 ... Hit a team-leading 12 home runs his senior season ... Lists his greatest athletic accomplishment as being a starter on both state championship baseball teams in 2010 and 2011.

PERSONAL

Full name is Daniel Christian Spingola ... Born May 5, 1993 in Chapel Hill, N.C. ... Son of Frank and Lindy Spingola ... Has two sisters, Lori and Amy ... His sister Lori pitched for the University of North Carolina softball team ... His dad Frank played college baseball IUP in Pennsylvania ... Majoring in industrial engineering ... Chose Georgia Tech because of its academic and athletic reputation and because it's close to home.

CAREER STATISTICS // ALL GAMES

Year	Avg	GP	GS	AB	R	H	2B	3B	HR	RBI	TB	SLG%	BB	HBP	SO	GDP	OB%	SF	SH	SB	ATT	PO	A	E	FLD%
2012	.349	23	8	43	5	15	3	0	0	5	18	.419	4	0	9	0	.404	0	0	4	5	23	1	0	1.000
2013	.256	50	21	78	12	20	2	0	1	13	25	.321	14	2	13	1	.375	2	0	3	5	30	0	0	1.000
2014	.319	64	62	257	45	82	9	8	3	36	116	.451	21	6	42	1	.384	0	5	15	16	139	3	3	.979
TOTAL	.310	137	91	378	62	117	14	8	4	54	159	.421	39	8	64	2	.384	2	5	22	26	192	4	3	.985

CAREER STATISTICS // CONFERENCE GAMES

Year	Avg	GP	GS	AB	R	H	2B	3B	HR	RBI	TB	SLG%	BB	HBP	SO	GDP	OB%	SF	SH	SB	ATT	PO	A	E	FLD%
2012	.333	14	3	24	3	8	2	0	0	5	10	.417	0	0	6	0	.333	0	0	0	1	14	1	0	1.000
2013	.256	22	12	39	6	10	1	0	0	7	11	.282	9	0	8	1	.388	1	0	2	3	14	0	0	1.000
2014	.336	30	30	128	22	43	3	5	1	20	59	.461	9	5	25	0	.401	0	2	8	8	73	2	3	.962
TOTAL	.319	66	45	191	31	61	6	5	1	32	80	.419	18	5	39	1	.391	1	2	10	12	101	3	3	.972

DEVIN STANTON #41

CLASS **Redshirt Senior Captain** // HEIGHT **6-0** // WEIGHT **195** // POSITION **LHP** // BATS/THROWS **L/L** // HOMETOWN **Lilburn, Ga.** // HIGH SCHOOL **Wesleyan**



HONORS & AWARDS

- *2014 ACC All-Academic selection
- *2014 ACC Academic Honor Roll
- *2013 ACC Academic Honor Roll
- *2012 ACC Academic Honor Roll

REDSHIRT SENIOR // 2015

Elected a team captain, along with A.J. Murray.

REDSHIRT JUNIOR // 2014

Academic All-ACC selection... Enjoyed a breakout season for the Yellow Jackets, bouncing back from an arm injury that limited his action over 2012 and 2013... He underwent Tommy John surgery in 2012 after appearing just once (opening day) and pitching in six games in 2013... Finished the year with the sixth-best ERA among qualifying pitchers in the ACC with a 2.24 in 76.1 innings... Appeared in 18 games and made 12 starts and posted a 5-3 record... Was 3-3 versus the ACC with a 2.30 ERA in conference games... Retired two batters with a strikeout in his debut versus UNCG on 2/23... Was lights out during a career-long relief appearance of 4.1 scoreless, one-hit innings versus Western Carolina on 3/11, setting a career-high of five strikeouts and earning his second career win as Tech... Stepped into the weekend rotation for the first time in his career on 3/15 versus No. 22 Miami and pitched a gem over a career-long 6.0 innings with a career-best six strikeouts... Tech went on to win game 3-2 in extra innings to sweep the doubleheader and win the series... Made his second straight ACC start at No. 13 North Carolina on 3/22, pitching five innings but did not factor in the decision in Tech's 6-5 win in 13 innings... Pitched 4.1 innings at Pitt on 3/29, received no support from his offense and absorbed the loss in Tech's 5-0 setback... Matched his career long of six innings and tossed a shutout, allowing just three hits with four strikeouts versus Duke on 4/5 as the Jackets won 5-1... He retired the last nine Duke hitters he faced in order... Registered his most impressive career start versus No. 1 Florida State on 4/12, pitching six shutout innings with one walk and five strikeouts as he won his second straight ACC start as Tech took the series with a 12-4 rout... After dodging trouble in the first two innings versus FSU, he faced just three batters over the minimum over his final four innings on the mound... Deserved a better fate at Maryland on 4/19, allowing just two runs in 5.1 innings but getting just a run of support from the offense in Tech's 4-1 loss... Once again deserved a better result at NC State, limiting the Wolfpack to five hits and one run with no walks and four strikeouts but falling 1-0... Pitched a career-long seven innings, allowing six hits and one run with two walks and five strikeouts, in leading Tech to a series-clinching win over Virginia Tech, 3-1, on 5/3... Registered his fifth quality start of the season at No. 1 Virginia on 5/10, allowing one run on five hits in six innings but did not factor in the decision in Tech's 4-3 loss... Tossed five shutout innings with four hits, one walk and five strikeouts in Tech's 3-0 win over USF on 5/16... Sam Clay pitched the final four innings to close out the Jackets' fifth shutout win of the year... After not pitching during pool play of the ACC Tournament due to a sore shoulder, he earned the start versus Maryland in the ACC title game and allowed two runs over 3.2 innings of a limited start -- the Jackets went on to a 9-4 victory... Made the start versus Jacksonville State in the NCAA Oxford Regional and pitched five innings, allowing six hits and one run but did not factor in the decision in Tech's victory.

REDSHIRT SOPHOMORE // 2013

The lefty made six appearances in relief for the Yellow Jackets... Totaled just 1.2 innings for the season... Made his season debut versus The Citadel on March 26, logging two-thirds of an inning with one hit allowed -- it was first appearance for Tech since 2012 Opening Day after having arm surgery... Retired both batters he faced with a strikeout in the 9-1 win over Kennesaw State on April 3.

SOPHOMORE // 2012

An arm injury limited him to one appearance for the season, that coming on opening day versus Kent State... Earned a medical redshirt.

FRESHMAN // 2011

Saw action as Tech's lefty-relief specialist during his rookie season... Appeared in 18 games, but totaled eight innings of work... Recorded a strikeout against his only batter faced at Miami and was the pitcher of record in the Yellow Jackets' 12-3 victory over the Hurricanes in extra innings for his first career win... Struck out the side versus Savannah State on May 10.

HIGH SCHOOL

Two-sport athlete as a free safety in football and a pitcher in baseball for Wesleyan... Three-year letterwinner and two-year captain for baseball under coach Mike Shaheen... Member of the three-time State Champion Wolves team (2008, 2009, 2010)... Gwinnett Daily Post Pitcher of the Year in 2009... Also named to All-Gwinnett County team three times (2008, 2009, 2010)... Put up a 23-2 record and a 1.68 ERA with 250 strikeouts in 160 innings pitched over his career... Member of East Cobb Yankees program... A two-time All-Region member in football (2008, 2009) ... Helped Wesleyan win the 2009 football State Championship.

PERSONAL

Full name is Devin Ross Stanton... Born Jan. 7, 1992 in Lawrenceville, Ga.... Son of Dale and Judy Stanton... Has an older brother, Durk, and a younger sister, Kelsie... Majoring in business administration... In December of 2014, he was among 20 Georgia Tech student-athletes -- along with teammate Jonathan King -- representing the campus chapter of the Fellowship of Christian Athletes (FCA) on a service mission to the Dominican Republic.

CAREER STATISTICS // ALL GAMES

Year	ERA	W	L	App	GS	CG	SHO	CBO	SV	IP	H	R	ER	BB	SO	2B	3B	HR	BF	B/Avg	WP	HBP	BK	SFA	SHA
2011	3.38	1	0	18	0	0	0	1	0	8.0	5	3	3	3	8	0	0	1	32	.185	2	0	0	0	2
2012	27.00	0	0	1	0	0	0	0	0	0.1	1	1	1	2	1	0	0	0	4	.500	0	0	0	0	0
2013	5.40	0	0	6	0	0	0	0	0	1.2	4	1	1	3	1	0	0	0	12	.500	0	0	0	1	0
2014	2.24	5	3	18	12	0	0	1	0	76.1	68	19	19	22	57	11	0	5	320	.245	5	9	0	1	10
TOTAL	2.50	6	3	43	12	0	0	2	0	86.1	78	24	24	30	67	11	0	6	368	.248	7	9	0	2	12

CAREER STATISTICS // CONFERENCE GAMES

Year	ERA	W	L	App	GS	CG	SHO	CBO	SV	IP	H	R	ER	BB	SO	2B	3B	HR	BF	B/Avg	WP	HBP	BK	SFA	SHA
2011	0.00	1	0	7	0	0	0	1	0	3.1	1	0	0	1	3	0	0	0	12	.100	0	0	0	0	1
2012	No games																								
2013	0.00	0	0	2	0	0	0	0	0	0.0	0	0	0	2	0	0	0	0	2	.000	0	0	0	0	0
2014	2.30	3	3	10	9	0	0	0	0	54.2	48	14	14	19	41	10	0	4	231	.249	4	9	0	1	9
TOTAL	2.17	4	3	19	9	0	0	1	0	58.0	49	14	14	22	44	10	0	4	245	.241	4	9	0	1	10

MATT GONZALEZ #14

CLASS **Junior** // HEIGHT **5-11** // WEIGHT **195** // POSITION **OF/3B** // BATS/THROWS **R/R** // HOMETOWN **Acworth, Ga.** // HIGH SCHOOL **Harrison**



HONORS & AWARDS

*Top-100 ranked junior entering 2015 by Perfect Game

*2014 Second Team All-ACC selection

*Competed in the 2013 TD Ameritrade College Home Run Derby at TD Ameritrade Park in Omaha and reached the championship round before falling to Rice's Michael Aquino in the finals, 6-5

*Was named a Freshman All-America by Louisville Slugger

MLB DRAFT

Drafted in the 11th Round (349th pick) by Oakland in 2012 but chose to enroll at Tech.

SOPHOMORE YEAR // 2014

Second Team All-ACC selection... Finished the season as the only Yellow Jacket to start all 64 games... Hit a career-best .314 and led the team in doubles (21), RBI (37)... His 21 doubles led the ACC and were sixth-most nationally... His .314 batting average was 16th in the ACC... Led the team with eight game-winning RBI... Finished fourth nationally with nine outfield assists... Began the year on a tear as his eight-game hitting streak in early March bumped his season batting average to as high as .481... Had a big weekend against No. 22 Miami as the Yellow Jackets won the series... Hit his first home run of the season against Miami on 3/14... Drove in the eventual game-winning run as the Jackets rallied to beat the Canes, 13-7, on 3/15... Both of his sac flies scored Tech's first two runs in the 3-2 win over Miami in the finale... Had two hits, a double, an RBI and scored twice in Tech's 8-7 win at Kennesaw State on 3/18, including scoring on a balk as the eventually winning run in the ninth... Was 3-for-6 in the series-finance win at No. 13 North Carolina with an RBI... Scored twice in the Game 2 win at UNC -- a 6-5 victory in 13 innings... Set a career-high with a four-hit effort against Georgia Southern on 4/8 with a double, triple, three RBI and two runs... Had two more doubles against Savannah State the next day... Ripped an RBI double that gave Tech a 1-0 lead in the first inning en route to a 4-1 win over Georgia on 4/15 at Russ Chandler Stadium... Had at least one hit in each game of the Maryland series and his eighth outfield assist of the year was a key play in Tech's Sunday win as he cut down a runner at the plate in the seventh to keep the game tied at 6-6 -- the Jackets went on to win 13-6 in 12 innings... Went 3-for-4 off NC State's Carlos Rodon on 4/25 and his RBI single in the sixth inning was the game's only run in Tech's 1-0 win... Finished the Virginia Tech series with five hits and three RBI, including a walk-off RBI single in the 11th inning as the Jackets won the series-opener 7-6... Had a big night in the 2-0 win over Georgia at Turner Field on 5/13 by throwing out a runner at the plate for the final out of the sixth to keep the game tied at 0-0, then later reaching on an infield single, stealing second and eventually scoring in the eighth for a 2-0 lead... Swiped a career-high three bases in the Jackets' 12-5 win over USF on 5/17... Hit .375 at the ACC tournament (9-for-24) with impressive performances in the wins over No. 16 Miami (3-for-5, double) and the title game win over Maryland (4-for-5, two doubles, RBI, three runs)... Had hits in each game of the NCAA Oxford Regional, including a go-ahead, two-RBI double in the ninth inning of the 4-2 win over Jacksonville State.

FRESHMAN YEAR // 2013

Named a Freshman All-America by Louisville Slugger... Competed in the 2013 TD Ameritrade College Home Run Derby in Omaha and fell in the finals to Rice's Michael Aquino... Played in 61 games and made 58 starts... Finished the season hitting .291 with nine doubles, two triples, three homers and 37 RBI... His 10 stolen bases were second on the club... Put together a 17-game hitting streak early in the season that began versus St. John's on Feb. 23 and ended at Florida State on March 24... Was 1-for-3 in his college debut on Opening Day with a double and an RBI in the win over Akron... Went 3-for-3 in

the 10-3 win over Akron on Feb. 16 and swiped a pair of bases... Had three more hits, his first career homer, two runs and four RBI in the 16-5 win over Georgia State on Feb. 19... Had another big series versus St. John's, with four hits, five RBI, a double, two steals and two runs... Drove in four runs during the two-game sweep at Georgia Southern in late February... Went 5-for-13 in the Virginia Tech series and scored a career-high four runs in the Saturday win (March 9) and drove in three runs in the series... Was 6-for-13 in the series sweep of Boston College and matched season-highs of three hits, three runs, two steals and a home run in the middle game of the series... Went 3-for-4 with two runs in the 5-4 win over The Citadel on March 26... He singled to lead off the ninth versus the The Citadel and a batter later Daniel Spingola hit a walk-off two-run home run... Had four hits in the Wake Forest series with a double, triple and an RBI... Was 3-for-4 in the series-opener at Duke to match a season-high for hits... Had three hits, a double and scored in the series win over No. 1 North Carolina... Came off the bench for injured Sam Dove in an elimination game of the NCAA Nashville Regional versus Illinois (June 2) and doubled home the go-ahead run in the ninth inning as Tech rallied from a run down for a 6-3 win... Played error free in seven chances in starting at third for the remainder of the NCAA Regional and had an RBI single in Tech's 5-0 win over No. 2 Vanderbilt (June 2)... Played error-free in 33 of the final 38 games of the season.

BEFORE TECH

A four-year baseball letterwinner at Harrison High School under head coach Mark Elkins ... Was a highly-recruited shortstop during his four-year career, but also pitched some as a closer ... Won the AAAAA State Championship in 2010 as a sophomore... Competed in the Georgia Dugout Club All-Star Game ... Was named Region Player of the Year in 2011 and 2012 as well as All-Cobb County (2010-2012) and Georgia Dugout AAAAA Player of the Year in 2010 ... Chose Georgia Tech for the baseball coaching staff, top notch academics and its proximity to home.

PERSONAL

Full name is Matthew Alexander Gonzalez ... Born Nov 30, 1993 in Ft. Lauderdale, Fla. ... Son of Alex and Kelly Gonzalez... Father Alex played baseball at West Florida ... Named Physical Education Student of the Year in 2011 ... Lists graduating high school as his most memorable non-athletic accomplishment ... Majoring in business administration.

CAREER STATISTICS // ALL GAMES

Year	Avg	GP	GS	AB	R	H	2B	3B	HR	RBI	TB	SLG%	BB	HBP	SO	GDP	OB%	SF	SH	SB	ATT	PO	A	E	FLD%
2013	.291	61	58	227	37	66	9	2	3	37	88	.388	11	1	47	6	.324	2	1	10	14	91	120	13	.942
2014	.314	64	64	255	34	80	21	1	1	37	106	.416	20	2	55	5	.358	8	6	9	17	113	15	8	.941
TOTAL	.303	125	122	482	71	146	30	3	4	74	194	.402	31	3	102	11	.342	10	7	19	31	204	135	21	.942

CAREER STATISTICS // CONFERENCE GAMES

Year	Avg	GP	GS	AB	R	H	2B	3B	HR	RBI	TB	SLG%	BB	HBP	SO	GDP	OB%	SF	SH	SB	ATT	PO	A	E	FLD%
2013	.268	29	29	112	18	30	3	1	2	10	41	.366	7	1	23	3	.317	0	1	3	5	49	66	7	.943
2014	.268	30	30	123	12	33	4	0	1	15	40	.325	9	2	29	3	.321	3	3	2	8	62	6	3	.958
TOTAL	.268	59	59	235	30	63	7	1	3	25	81	.345	16	3	52	6	.319	3	4	5	13	111	72	10	.948

JONATHAN KING #39

CLASS **Junior** // HEIGHT **5-11** // WEIGHT **197** // POSITION **LHP** // BATS/THROWS **L/L** // HOMETOWN **Murfreesboro, Tenn.** // HIGH SCHOOL **Riverdale**



HONORS & AWARDS

- *2014 ACC Academic Honor Roll
- *2013 Academic All-ACC Team
- *2013 ACC Academic Honor Roll

SOPHOMORE YEAR // 2014

Missed the final three months of the season after enduring a shoulder injury... Pitched two scoreless innings versus Wake Forest in Tech's ACC opener on 3/7, but did not appear again... Finished the year with a 2-0 record and a 1.96 ERA... Fanned 12 and allowed 13 hits in his abbreviated 18.1 innings of work for the year... Earned the opening-day start for the Yellow Jackets and fanned four over four innings but did not factor in the decision during Tech's 6-5 victory over Old Dominion... Picked up his first win of the season by throwing 5.0 shutout, one-hit innings versus UNC Greensboro on 2/21 with one walk and two strikeouts... Went 7.1 innings -- a new career long -- versus Bowling Green on 2/28 and yielded two runs on seven hits with four strikeouts for his second victory... Pitched two scoreless innings versus Wake Forest on 3/7 but was replaced after walking three batters -- did not factor in the decision in Tech's 9-2 loss.

FRESHMAN YEAR // 2013

All-ACC Academic Team selection... Enjoyed a breakout season as a rookie on the Flats... Made 24 appearances and started 10 games for the Jackets... Posted a 6-5 record with two saves to go with his 4.04 ERA in 69 innings of work... Went 3-1 in ACC play... Came out of the bullpen over the first half of the season... Was a spot-starter over the middle month of the season... His final five appearances were weekend starts, including two in the postseason... Worked a 1-2-3 ninth inning with two strikeouts in his college debut to nail down a save on Opening Day in the 3-0 win over Akron... Allowed St. John's to tie the game with two runs in eighth inning on Feb. 23, but came back to pitch a scoreless ninth and was credited with the win as Dylan Dore hit a walk-off RBI single in the ninth... Struck out five over two innings of dominant relief to close out Tech's 11-4 win at Georgia Southern on Feb. 26... Fired two perfect innings with a strikeout to close out an 11-1 win at Virginia Tech on March 9... Tossed two efficient innings in the seventh and eighth, allowing just one hit and no runs to preserve Tech's lead en route to a 12-5 win over Boston College on March 15... Earned his first career start on March 26 versus The Citadel and logged a then-career-best 5.0 innings but did not factor in the decision... Fired 2.2 innings of hitless, scoreless relief and earned the victory at Duke on April 6 as the Yellow Jackets evened the series with a 2-1 win -- it was his first ACC decision... Recorded his second career save by retiring the final two batters of the sixth inning versus No. 5 Virginia in the series-clinching win that was shortened by rain with Tech leading 3-2 in the bottom of the sixth... Worked the first two innings on a predetermined staff day versus Savannah State on 4/16 and earned the victory... Pitched 2.2 innings of relief at Clemson on 4/27 and earned the victory in the Jackets' 14-9 comeback win... Gave Tech his best career start, working a career-best six shutout innings and matching his career-high of five strikeouts, no walks and four hits as the Jackets beat Ohio State, 9-2, on May 7... Made his first career ACC start on May 12 versus No. 2 North Carolina, going 3.1 innings with three hits and three runs but did not factor in the decision in Tech's 9-8 walk-off win in the 11th

inning... Matched his career-long of six innings and won for the third time in ACC play (first as a starter) at Miami on May 18, pitching six shutout innings and allowing just three hits (all singles), with one walk and three strikeouts -- the Jackets beat the Canes 10-1 on the final day of the regular season to avoid the sweep... Pitched a career-long 6.1 innings in his first career postseason start versus Virginia Tech on May 24 in the ACC Tournament... He allowed just three runs and absorbed the tough-luck loss in the Jackets' 3-2 setback... Pitched six solid innings in an NCAA Nashville Regional elimination game versus Illinois, allowing seven hits and two runs with four strikeouts and one walk in the no-decision -- Tech scored four times in the ninth to rally for a 6-3 victory.

HIGH SCHOOL

Played four years of varsity baseball at Riverdale High for head coach Barry Messer... A highly-touted prep left-handed pitcher... Named the Gatorade Player of the Year in 2012 for Tennessee high school baseball... As a senior, earned Louisville Slugger honorable mention All-America honors, All-Region honors and was the District Player of the Year... Helped lead his team to the 7-AAA district championship title and a Region 4 title his senior season... Was 11-1 on the mound in 2012 with a 0.65 ERA, 96 strikeouts and 17 walks and hit .398 with 10 home runs... Was also an All-District pick in 2011 after hitting .420 with six homers and posting a 6-2 record on the mound... Graduated with honors from Riverdale and was named his senior class' most outstanding male student.

PERSONAL

Full name is Jonathan Dalton King... Born April 9, 1993 in Murfreesboro, Tenn.... Son of Tracy and Kellee King... Has a younger brother Dylan and sister Kelcy... His cousin, Brennan King, played for the LA Dodgers from 1999-2006... Chose Tech because of its elite academic reputation and that chance to play college baseball at the highest level... Majoring in industrial engineering... In December of 2014, he was among 20 Georgia Tech student-athletes -- along with teammate Devin Stanton -- representing the campus chapter of the Fellowship of Christian Athletes (FCA) on a service mission to the Dominican Republic.

CAREER STATISTICS // ALL GAMES

Year	ERA	W	L	App	GS	CG	SHO	CBO	SV	IP	H	R	ER	BB	SO	2B	3B	HR	BF	B/Avg	WP	HBP	BK	SFA	SHA
2013	4.04	6	5	24	10	0	0	2	2	69.0	78	35	31	25	52	13	0	3	303	.302	4	7	0	2	11
2014	1.96	2	0	4	4	0	0	0	0	18.1	13	5	4	7	12	2	0	1	73	.203	0	2	0	0	0
TOTAL	3.61	8	5	28	14	0	0	2	2	87.1	91	40	35	32	64	15	0	4	376	.283	4	9	0	2	11

CAREER STATISTICS // CONFERENCE GAMES

Year	ERA	W	L	App	GS	CG	SHO	CBO	SV	IP	H	R	ER	BB	SO	2B	3B	HR	BF	B/Avg	WP	HBP	BK	SFA	SHA
2013	4.63	3	1	10	2	0	0	0	1	23.1	23	14	12	11	14	2	0	1	103	.277	3	4	0	1	4
2014	0.00	0	0	1	1	0	0	0	0	2.0	0	0	0	3	2	0	0	0	9	.000	0	0	0	0	0
TOTAL	4.26	3	1	11	3	0	0	0	1	25.1	23	14	12	14	16	2	0	1	112	.258	3	4	0	1	4

KYLE LEACH #42

CLASS **Junior** // HEIGHT **6-1** // WEIGHT **178** // POSITION **RHP** // BATS/THROWS **R/R** // HOMETOWN **Monroe, Ga.** // HIGH SCHOOL **George Walton Academy**



HONORS & AWARDS

*2013 ACC Academic Honor Roll

SOPHOMORE YEAR // 2014

Did not see action.

FRESHMAN YEAR // 2013

Appeared just once out of the bullpen for the Jackets as a rookie... Worked an inning of relief versus St. John's on Feb. 23 in his collegiate debut.

HIGH SCHOOL

A four-year baseball letterwinner at George Walton Academy under head coach Todd Shelnett ... Was a RHP and centerfielder during four year career... Reached the GHSA baseball semifinals in 2012 ... Compiled a 23-7 mark as a pitcher during high school career ... Set the school record for most wins (9) and lowest era (1.26) in a single season during the 2012 campaign ... Was named an All-Region Pitcher in 2011 and 2012 ... Chose Georgia Tech for its prestigious baseball program, the educational opportunity, and the track record of Georgia Tech graduates in the working world ... Competed for Team Georgia in Norman, Okla. in the Heartland Classic during the 2012 summer season.

PERSONAL

Full name is Anthony Kyle Leach ... Born Jan. 7, 1994 in Lawrenceville, Ga. ... Son of Keith and Janet Leach... Has one younger sister, Rachel Leach ... Was an AP Scholar with Honors, a member of the Dean's List, and a member of the National Honor Society ... Lists graduating in the top 5 of his class at George Walton Academy as his most memorable non-athletic accomplishment ... Majoring in environmental engineering.

CAREER STATISTICS // ALL GAMES

Year	ERA	W	L	App	GS	CG	SHO	CBO	SV	IP	H	R	ER	BB	SO	2B	3B	HR	BF	B/Avg	WP	HBP	BK	SFA	SHA
2013	18.00	0	0	1	0	0	0	0	0	1.0	2	2	2	1	0	1	0	0	5	.500	0	0	0	0	0
2014	No games																								
TOTAL	18.00	0	0	1	0	0	0	0	0	1.0	2	2	2	1	0	1	0	0	5	.500	0	0	0	0	0

CAREER STATISTICS // CONFERENCE GAMES

Year	ERA	W	L	App	GS	CG	SHO	CBO	SV	IP	H	R	ER	BB	SO	2B	3B	HR	BF	B/Avg	WP	HBP	BK	SFA	SHA
2013	No games																								
2014	No games																								

JOE WISEMAN #24

CLASS **Junior** // HEIGHT **6-4** // WEIGHT **245** // POSITION **RHP** // BATS/THROWS **R/R** // HOMETOWN **Roswell, Ga.** // HIGH SCHOOL **Pope**



HONORS & AWARDS

*2014 ACC Academic Honor Roll

SOPHOMORE YEAR // 2014

Made four scoreless relief appearances for the Yellow Jackets in his sophomore season... The sidearmer finished the year with four strikeouts in 3.1 innings of shutout relief... Made his season debut versus Wake Forest on 3/7... Pitched 1.1 innings versus WCU on 3/11 but did not factor in the decision in Tech's 7-5 win... Registered an inning of scoreless relief with two strikeouts versus Savannah State on 4/9.

FRESHMAN YEAR // 2013

Was impressive out of the bullpen as a rookie for the Yellow Jackets... Made 16 relief appearances and was not scored on in 11 of his outings... Finished the season with a 2.93 ERA and no decisions... Made his college debut with a hitless ninth inning to close out the 13-1 win over Rutgers on March 1... Worked a perfect ninth inning as Tech completed the sweep of Boston College with a 9-1 win on March 17... Logged a career-best 1.2 innings of scoreless, hitless relief at No. 5 Florida State on March 22... Pitched 1.1 innings of one-hit, scoreless relief versus No. 17 NC State on April 20... Worked a career-long 4.0 shutout innings at Miami on May 17, with a career-high three strikeouts.

HIGH SCHOOL

A three-year baseball letterwinner and two-time captain under head coach Jeff Rowland at Pope High School ... Was a pitcher and first baseman during four-year career at Pope... A member of the 2011 Region Championship team ... Was named Region 5-AAAAA Pitcher of the Year in 2012 ... Lists making back to back quarterfinal appearances in the GHSA Baseball State Tournament as his most memorable athletic accomplishment ... Chose Georgia Tech for its great education, prestigious baseball program, and its proximity to home.

PERSONAL

Full name is Joseph David Wiseman... Born Sept. 21, 1993 in Raleigh, N.C. ... Son of Joe and Christie Wiseman... Is the oldest of three children (brother Patrick and sister Caroline)... His brother Patrick is a freshman pitcher at Georgia Tech... Served on the Board of the National Honor Society at Pope High School... Majoring in business administration (finance).

CAREER STATISTICS // ALL GAMES


Year	ERA	W	L	App	GS	CG	SHO	CBO	SV	IP	H	R	ER	BB	SO	2B	3B	HR	BF	B/Avg	WP	HBP	BK	SFA	SHA
2013	2.93	0	0	16	0	0	0	0	0	15.1	18	11	5	9	6	3	0	2	72	.321	0	2	1	1	4
2014	0.00	0	0	4	0	0	0	0	0	3.1	3	0	0	1	4	0	0	0	17	.273	1	5	0	0	0
TOTAL	2.41	0	0	20	0	0	0	0	0	18.2	21	11	5	10	10	3	0	2	89	.313	1	7	1	1	4

CAREER STATISTICS // CONFERENCE GAMES

Year	ERA	W	L	App	GS	CG	SHO	CBO	SV	IP	H	R	ER	BB	SO	2B	3B	HR	BF	B/Avg	WP	HBP	BK	SFA	SHA
2013	0.00	0	0	10	0	0	0	0	0	10.2	8	3	0	5	5	1	0	0	44	.216	0	2	0	0	0
2014	0.00	0	0	2	0	0	0	0	0	1.0	1	0	0	0	1	0	0	0	5	.333	0	2	0	0	0
TOTAL	0.00	0	0	12	0	0	0	0	0	11.2	9	3	0	5	6	1	0	0	49	.225	0	4	0	0	0

GRANT WRUBLE #2

CLASS **Junior** // HEIGHT **6-1** // WEIGHT **184** // POSITION **C/OF** // BATS/THROWS **R/R** // HOMETOWN **Johns Creek, Ga.** // HIGH SCHOOL **Chattahoochee**



HONORS & AWARDS

- *2014 ACC Academic Honor Roll
- *2013 ACC Academic Honor Roll

SOPHOMORE YEAR // 2014

Appeared in 16 games and made four starts for the Yellow Jackets... Saw action both in the outfield and behind the plate... Recorded five hits with a double, a walk and swiped a pair of bases... Earned his first career start versus VCU on 2/16 and went 1-for-2... Started at designated hitter versus UNCG on 2/23 and singled, stole his first career base and scored... Was the starting DH again versus Wake on 3/8 and delivered his first career double... Entered the Virginia Tech game on 4/4 as a pinch-hitter and finished 1-for-3 with a run and his second career stolen base.

FRESHMAN YEAR // 2013

Appeared in 11 games as a freshman... Was 1-for-4 with two RBI, a run and a walk... Earned his first collegiate at bat versus St. John's on Feb. 24... Registered his first career RBI with a sacrifice fly versus Rutgers on March 2... Walked and scored his first career run in the win over Savannah State on April 16... His first career hit was an RBI single during Tech's ninth-inning rally at Miami on May 17 -- the Jackets scored four times but fell 11-7.

BEFORE TECH

A four-year baseball letterwinner at Chattahoochee HS under head coach Tim Lemons ... Played catcher exclusively during his four year career ... Was named All-Region (2010-2012 seasons) ... Led team in every batting statistic during his senior year and led team in RBI in his last three years... Graduated Summa Cum Laude and was listed on the Honor Roll every semester in high school.

PERSONAL

Full name is Grant Timothy Wruble ... Born Oct. 15, 1993 in Cincinnati, Ohio ... Son of Tim and Roxann Wruble... Has one younger sister, Claire Wruble... Chose Georgia Tech because of Georgia Tech's prestigious degree, always wanted to play in the ACC, and is a lifelong Georgia Tech fan... Majoring in business administration.

CAREER STATISTICS // ALL GAMES

Year	Avg	GP	GS	AB	R	H	2B	3B	HR	RBI	TB	SLG%	BB	HBP	SO	GDP	OB%	SF	SH	SB	ATT	PO	A	E	FLD%
2013	.250	11	0	4	1	1	0	0	0	2	1	.250	1	0	1	0	.333	1	0	0	0	12	0	0	1.000
2014	.172	16	4	29	3	5	1	0	0	0	6	.207	1	0	7	2	.200	0	0	2	2	10	1	1	.917
TOTAL	.182	27	4	33	4	6	1	0	0	2	7	.212	2	0	8	2	.222	1	0	2	2	22	1	1	.958

CAREER STATISTICS // CONFERENCE GAMES

Year	Avg	GP	GS	AB	R	H	2B	3B	HR	RBI	TB	SLG%	BB	HBP	SO	GDP	OB%	SF	SH	SB	ATT	PO	A	E	FLD%
2013	1.000	2	0	1	0	1	0	0	0	1	1	1.000	0	0	0	0	1.000	0	0	0	0	1	0	0	1.000
2014	.125	8	2	16	2	2	1	0	0	0	3	.188	1	0	5	1	.176	0	0	1	1	1	0	0	1.000
TOTAL	.176	10	2	17	2	3	1	0	0	1	4	.235	1	0	5	1	.222	0	0	1	1	2	0	0	1.000

BRANDON GOLD #10

CLASS **Sophomore** // HEIGHT **6-3** // WEIGHT **202** // POSITION **IF/RHP** // BATS/THROWS **R/R** // HOMETOWN **Alpharetta, Ga.** // HIGH SCHOOL **Johns Creek**



FRESHMAN YEAR // 2014

Stepped right into the starting lineup as a rookie and played in 54 games and all 50 of his starts came at third base... Was rock solid defensively at the hot corner, committing just five errors for an impressive fielding percentage of .963... Contributed to Tech's school records for team fielding percentage (.974) and an NCAA-leading 77 double plays... Hit .246 on the season with 12 doubles and 16 RBI... Started at third and delivered an RBI ground out in his first career at bat on opening day... Had a big night at Georgia Southern on 2/19, going 3-for-4 with two doubles, an RBI, a run and triggering a double play... Was 3-for-11 with a double, an RBI and two runs in the UNCG series -- scored the winning run in Friday's win and drove in the winning run with a sac fly in Saturday's win... Had two hits and drove in a run versus Kennesaw State on 2/25 that extended his hitting streak to five games... After missing two games with a left wrist injury, returned to the lineup versus Miami on 3/15, going 2-for-4 with two RBI, two runs and matching his career-high of two doubles... Was 2-for-4 at Kennesaw State on 3/18 and scored a run in Tech's 8-7 win... His RBI double at Georgia State on 3/19 put the Jackets up for good in the sixth inning... Had a hit in each game of the Duke series and scored in each game... Was 2-for-3 with a walk in Tech's 5-1 win on 4/5 vs. Duke and scored the eventual winning run... His single on 4/6 broke up Duke's perfect game bid and he eventually scored that inning as the game's only run in Tech's 1-0 victory that swept the series... Was 2-for-4 and matched his career high of two runs in the win over Georgia Southern on 4/8... Had three hits, two doubles, three RBI and scored twice in the series win over No. 1 Florida State... Was on base three times and scored a career-high three runs in Tech's 13-6 win in 12 innings at Maryland on 4/20... Singled to lead off the sixth inning and eventually scored Tech's only run in a 1-0 win at NC State on 4/25 thanks to Matt Gonzalez's RBI single... Doubled and drew a walk in the 2-0 win over Georgia at Turner Field on 5/13... Had four hits (two doubles) in the ACC tournament, including the go-ahead two-RBI single with outs in the eighth inning versus No. 16 Miami that broke a 3-3 tie en route to Tech's 6-3 victory... Had a hit in all three games of the NCAA Oxford Regional.

BEFORE TECH

A four-year baseball letterwinner at Johns Creek High School under head coach Billy Nicholson... Served as team captain in his senior season... Helped team to back to back region championships in 2012 and 2013... Named a Louisville Slugger first-team All-American... Was named Region 4-AAAA Player of the Year... Was recognized as a Braves 400 All-Star... Lists winning the 2013 Connie Mack World Series and being named Tournament MVP as his most memorable athletic accomplishment... Chose Georgia Tech for its proximity to home, its academic and baseball opportunity, and because it was his dream to go to Tech.

PERSONAL

Full name is Brandon David Gold... Born Sept. 16, 1994 in Atlanta, Ga... Son of Barry and Kathy Gold... Has an older brother Andrew... Majoring in business administration.

CAREER STATISTICS // ALL GAMES


Year	Avg	GP	GS	AB	R	H	2B	3B	HR	RBI	TB	SLG%	BB	HBP	SO	GDP	OB%	SF	SH	SB	ATT	PO	A	E	FLD%
2014	.246	54	50	183	27	45	12	0	0	16	57	.311	19	1	44	6	.316	3	3	0	0	43	88	5	.963
TOTAL	.246	54	50	183	27	45	12	0	0	16	57	.311	19	1	44	6	.316	3	3	0	0	43	88	5	.963

CAREER STATISTICS // CONFERENCE GAMES

Year	Avg	GP	GS	AB	R	H	2B	3B	HR	RBI	TB	SLG%	BB	HBP	SO	GDP	OB%	SF	SH	SB	ATT	PO	A	E	FLD%
2014	.221	22	22	77	14	17	5	0	0	8	22	.286	11	0	23	3	.315	1	2	0	0	22	32	2	.964
TOTAL	.221	22	22	77	14	17	5	0	0	8	22	.286	11	0	23	3	.315	1	2	0	0	22	32	2	.964

MATTHEW GORST #26

CLASS **Sophomore** // HEIGHT **6-0** // WEIGHT **203** // POSITION **RHP** // BATS/THROWS **R/R** // HOMETOWN **Alpharetta, Ga.** // HIGH SCHOOL **Johns Creek**



HONORS & AWARDS

*2014 ACC Academic Honor Roll

FRESHMAN YEAR // 2014

Made 15 relief appearances for the Yellow Jackets as a rookie... Logged 21.1 innings and was 1-0... Made his collegiate debut in Tech's 7-3 win over UNCG on 2/21... Pitched 0.2 innings scoreless with a strikeout versus Wake Forest on 3/7... Worked a career-long 3.0 scoreless innings of relief during the Yellow Jackets' comeback win over No. 22 Miami, 13-7, on 3/14... Set a career-high with four strikeouts by pitching two scoreless innings of relief at Georgia State on 3/18 to finish off Tech's 9-4 win... Established a new career-high of 3.1 innings of relief at No. 13 North Carolina on 3/22, allowing three hits and one run with three strikeouts in a 6-5 win in 13 innings... Tossed an inning of scoreless relief during Tech's 7-3 win over Georgia State on 4/2... Pitched two scoreless innings versus Duke on 4/4 and recorded his first career win... Tossed two innings of relief, allowing one run, in Tech's 13-6 extra-inning win at Maryland on 4/20... Made a pair of relief appearances in the USF series, including perfect inning (six pitches) versus the Bulls on 5/15.

BEFORE TECH

A four-year letterwinner at Johns Creek High School under head coach Billy Nicholson ... Was recognized as a Louisville Slugger All-American and Perfect Game Honorable Mention All-America in 2013 ... Was named to the Region 6-AAAAAA first team as both a pitcher and designated hitter in 2013 ... Was named Region Pitcher of the Year and a first-team All-Region shortstop in 2012 ... Graduated as the school record-holder for most innings pitched in a career, most wins in a career and single-season and career strikeouts ... Lists his most memorable athletic accomplishment as winning the 2013 Connie Mack World Series ... A three-year letter winner and a two-time All-Region second-team pick on the football field for Johns Creek ... Was a four year honor roll student.

PERSONAL

Full name is Matthew Charles Gorst ... Born Aug. 24, 1994 in Alpharetta, Ga. ... Son of David and Debbie Gorst ... Has a younger sister Sydney and two younger brothers Trevor and Kameron ... Majoring in business administration.

CAREER STATISTICS // ALL GAMES

Year	ERA	W	L	App	GS	CG	SHO	CBO	SV	IP	H	R	ER	BB	SO	2B	3B	HR	BF	B/Avg	WP	HBP	BK	SFA	SHA
2014	7.59	1	0	15	0	0	0	0	0	21.1	20	18	18	22	16	2	1	1	106	.244	3	1	0	1	0
TOTAL	7.59	1	0	15	0	0	0	0	0	21.1	20	18	18	22	16	2	1	1	106	.244	3	1	0	1	0

CAREER STATISTICS // CONFERENCE GAMES

Year	ERA	W	L	App	GS	CG	SHO	CBO	SV	IP	H	R	ER	BB	SO	2B	3B	HR	BF	B/Avg	WP	HBP	BK	SFA	SHA
2014	6.75	1	0	9	0	0	0	0	0	14.2	14	11	11	16	10	1	1	1	73	.250	2	0	0	1	0
TOTAL	6.75	1	0	9	0	0	0	0	0	14.2	14	11	11	16	10	1	1	1	73	.250	2	0	0	1	0

KEENAN INNIS #5

CLASS *Sophomore* // HEIGHT *6-0* // WEIGHT *181* // POSITION *OF/RHP* // BATS/THROWS *L/R* // HOMETOWN *Cumming, Ga.* // HIGH SCHOOL *Blessed Trinity*



HONORS & AWARDS

*2014 ACC Academic Honor Roll

FRESHMAN YEAR // 2014

Played in 40 games and made 23 starts in the outfield as a rookie... Mised the final month of the season with a hip injury... Hit .248 for the year with three doubles and 10 RBI... Upped his average in conference play to .274 in 24 games (14 starts)... A selective, lead-off hitter with speed, he drew 14 walks against 15 strikeouts... Recorded four outfield assists... Delivered a pinch-hit single in his first career at-bat versus Old Dominion on opening day... Drove in his first career run with a squeeze bunt at Georgia Southern on 2/19... Came off the bench for two hits versus Kennesaw State on 2/25 including the game-tying RBI bunt with two outs in the ninth that allowed Tech to force extra innings... He singled and scored for the Jackets in the 11th as they rallied again before falling in the 12th... Was 2-for-4 in Tech's 5-1 win over Wake Forest on 3/9... Scored Tech's winning run in the 10th inning of the 3-2 victory over No. 22 Miami on 3/15 that clinched the series after reaching base to lead-off the inning via an error... Was 1-for-2 in the Game 2 win over the Hurricanes with an RBI double and scored a run... Recorded his first outfield assist by throwing out a runner at second from right field trying to stretch a single to a double versus Miami... Had a career-high three hits and drove in two runs in the series finale at No. 13 North Carolina -- a 9-1 win... Finished the UNC series with five hits and two runs... Collected three of Tech's four outfield assists in the Pitt series... Recorded a pair of RBI during Tech's series win over No. 1 Florida State... Was 2-for-3 at Maryland on 4/19 with a double and a walk.

BEFORE TECH

A four-year letterwinner at Blessed Trinity High School under head coach Andy Harlin ... Helped team to two region championships and two state semifinals appearances over his four-year career ... Was named to the Preseason All-State teams in both 2012 and 2013 ... Was named his team's Offensive Player of the Year in his senior season ... Was listed on the honor roll every semester of high school ... Chose Georgia Tech for its academic reputation, prestigious baseball program and coaching staff, and its proximity to home.

PERSONAL

Full name is Keenan Matthew Innis ... Born Aug 3, 1994 in Las Vegas, Nev. ... Son of Jeff and Kelly Innis ... Has a younger sister Shannon ... Father, Jeff, played for the New York Mets for six years after playing for the University of Illinois ... Mother, Kelly, was an All-American track athlete at Illinois ... Uncle, Brian Innis, played professional baseball as well in the Dodgers organization ... Majoring in business administration.

CAREER STATISTICS // ALL GAMES

Year	Avg	GP	GS	AB	R	H	2B	3B	HR	RBI	TB	SLG%	BB	HBP	SO	GDP	OB%	SF	SH	SB	ATT	PO	A	E	FLD%
2014	.248	40	23	101	15	25	3	0	0	10	28	.277	14	2	15	1	.350	0	2	1	1	45	4	2	.961
TOTAL	.248	40	23	101	15	25	3	0	0	10	28	.277	14	2	15	1	.350	0	2	1	1	45	4	2	.961

CAREER STATISTICS // CONFERENCE GAMES

Year	Avg	GP	GS	AB	R	H	2B	3B	HR	RBI	TB	SLG%	BB	HBP	SO	GDP	OB%	SF	SH	SB	ATT	PO	A	E	FLD%
2014	.274	24	14	62	9	17	3	0	0	6	20	.323	8	1	8	1	.366	0	0	1	1	26	3	1	.967
TOTAL	.274	24	14	62	9	17	3	0	0	6	20	.323	8	1	8	1	.366	0	0	1	1	26	3	1	.967

CONNOR JUSTUS #15

CLASS **Sophomore** // HEIGHT **5-11** // WEIGHT **195** // POSITION **IF** // BATS/THROWS **R/R** // HOMETOWN **Cartersville, Ga.** // HIGH SCHOOL **Cartersville**



FRESHMAN YEAR // 2014

Enjoyed a breakout rookie season and established himself as one of the ACC's slickest-fielding shortstops... Made 55 starts, including the final 50 games of the season at shortstop... Played a key role in the Yellow Jackets setting school records for fielding percentage (.974) and double plays (77), while leading the nation in twin killings... Committed just two errors in all 30 starts versus the ACC for a sparkling .985 fielding percentage in conference play... Fielded .968 for the season, including a midseason streak of 25-straight error-free games... Hit .254 for the year, but was clutch with five game-winning hits (second-most on the team) and scoring five game-winning runs... Earned his first career start at second base versus VCU on 2/16 and had an RBI ground out... Recorded his first collegiate hit versus UNCG on 2/22 and scored twice in the UNCG series... Recorded a career-best three-hit effort, with two runs and an RBI versus Wake Forest on 3/8... Came up big as the Jackets won the series from No. 22 Miami, going 5-for-16 (.312) in the series with two RBI, a run and a walk... Tied a career-high with three hits in the series opener versus Miami on 3/14... Drove in the tying run with an RBI single as Tech rallied from 6-0 down to beat the Hurricanes 13-7 in Game 2... In the finale, his first career walk-off hit was a single that scored Keenan Innis with one out in the 10th as Tech won 3-2... Went 2-for-4 at Kennesaw State on 3/19, drove in a career-high two runs and registered his first career extra-base hit (a double)... Drove in the go-ahead run in the 13th inning at No. 13 North Carolina on 3/22 as Tech won 6-5 and delivered a double in the finale to extend his hitting streak to nine games... Played error-free at UNC and helped turn four double plays in the finale and five of the six Tech turned in the series win... Hit his first career home run during a 13-2 win over Georgia Southern on 4/8... Homered again the next night and finished 3-for-5 with a double and a career-high four RBI in the 12-1 win over Savannah State on 4/9... Earned ACC Player of the Week honors after a big series versus No. 1 Florida State, going 4-for-9, with a double, three RBI, two runs and two walks... He finished the week hitting .471, driving in a team-best eight runs and slugging a team-best .941... His two-run single on 4/11 versus FSU made it 5-0 in the first inning and proved to be the difference as the Jackets took the series-opener 5-3... Matched his career-high of three hits and scored a career-best three runs in Tech's 13-6 win over Maryland on 4/20... His ninth-inning squeeze bunt allowed Tech to tie Mercer at 3-3 and force extras, before the Jackets fell 4-3 in 10 innings... Was limited to just one hit in the Virginia Tech series, but it was a clutch RBI single on 5/3 that broke a 1-1 tie and stood as the game-winner as the Jackets clinched the series in a 3-1 win... Was clutch for the Jackets late in the ACC title game win over Maryland, battling through a nine-pitch at-bat with two runners in scoring position in the eighth before ripping a two-run single up the middle that padded Tech's lead to 7-4 en route to a 9-4 win.

HIGH SCHOOL

A four-year letterwinner at Cartersville High School under head coach Stuart Chester ... Helped team to three region titles and a state championship in his senior season ... Named the 2013 Georgia Dugout Club AAA Player of the Year ... Honored as the 2013 East Cobb Baseball/Rawlings Defensive Player of the Year ... Named Bartow County Player of the Year in 2013 and first-team All-Southeast Region by Rawlings ... A three-time All-Region and two-time All-County shortstop ... Graduated as the school record-holder for fewest strikeouts in a single season (four) and started 131 of 133 games over four year career ... Member of Spanish Honor Society and four year honor role student.

PERSONAL

Full name is Connor David Justus ... Born Nov. 2, 1994 in Cartersville, Ga. ... Son of Barry and Suzi Justus ... Has an older sister Morgan ... Father, Barry, played baseball at Shorter University ... Majoring in business administration.

CAREER STATISTICS // ALL GAMES

Year	Avg	GP	GS	AB	R	H	2B	3B	HR	RBI	TB	SLG%	BB	HBP	SO	GDP	OB%	SF	SH	SB	ATT	PO	A	E	FLD%
2014	.254	56	55	209	27	53	6	1	2	30	67	.321	22	6	43	6	.342	0	4	1	7	94	149	8	.968
TOTAL	.254	56	55	209	27	53	6	1	2	30	67	.321	22	6	43	6	.342	0	4	1	7	94	149	8	.968

CAREER STATISTICS // CONFERENCE GAMES

Year	Avg	GP	GS	AB	R	H	2B	3B	HR	RBI	TB	SLG%	BB	HBP	SO	GDP	OB%	SF	SH	SB	ATT	PO	A	E	FLD%
2014	.233	30	30	120	14	28	3	1	0	10	33	.275	8	5	25	4	.308	0	2	1	5	50	82	2	.985
TOTAL	.233	30	30	120	14	28	3	1	0	10	33	.275	8	5	25	4	.308	0	2	1	5	50	82	2	.985

COLE MILLER #21

CLASS **Redshirt Soph.** // HEIGHT **6-4** // WEIGHT **225** // POSITION **1B/OF** // BATS/THROWS **L/R** // HOMETOWN **Cave Spring, Ga.** // HIGH SCHOOL **Darlington School**



SOPHOMORE YEAR // 2014

Played at Georgia Tech his freshman season but did not attend Tech in 2014 as he recovered from double hip surgery... Earned a medical redshirt in 2014.

FRESHMAN YEAR // 2013

As a rookie, appeared in 18 games and earned his first collegiate start on 2/23 versus St. John's as the designated hitter... Drove in his first career run with a sacrifice fly in the 16-5 win over Georgia State on 2/19... Recorded his first collegiate base hit, with an RBI and a run in the win over Rutgers on 3/3... Walked and scored in the win over Savannah State on 4/16... Drove in a run with a ground ball at Miami on 5/17.

BEFORE TECH

A four-year baseball letterwinner at Darlington School under head coach Kent Harrison ... Played first and third base, the outfield, and pitched during his four year career ... Was named All-Region and All-Area (2009-2012 seasons) as well as All-Region and All-Area Player of the Year by the Rome News Tribune ... Was a member of the 2009 and 2011 region championship teams ... Holds school record for most home runs in a single season (14 in 2011) ... Chose Georgia Tech for its prestigious baseball program, proximity to home, and the educational opportunity ... Played summer baseball for the East Cobb Yankees in the summer of 2012.

PERSONAL

Full name is Douglas Cole Miller ... Born Oct. 19, 1993 in Marietta, Ga. ... Son of Douglas and Lynda Miller... Has one younger brother, Garrett Miller ... His father, Douglas, played football at the University of Pennsylvania (1977-1980) ... Served as President of the "Y" Cabinet (Christian Organization) as well as a leader for FCA ... Majoring in business administration.


CAREER STATISTICS // ALL GAMES

Year	Avg	GP	GS	AB	R	H	2B	3B	HR	RBI	TB	SLG%	BB	HBP	SO	GDP	OB%	SF	SH	SB	ATT	PO	A	E	FLD%
2013	.053	18	1	19	2	1	0	0	0	3	1	.053	1	0	11	2	.095	1	0	0	0	9	1	0	1.000
2014	Did not attend Georgia Tech																								
TOTAL	.053	18	1	19	2	1	0	0	0	3	1	.053	1	0	11	2	.095	1	0	0	0	9	1	0	1.000

CAREER STATISTICS // CONFERENCE GAMES

Year	Avg	GP	GS	AB	R	H	2B	3B	HR	RBI	TB	SLG%	BB	HBP	SO	GDP	OB%	SF	SH	SB	ATT	PO	A	E	FLD%
2013	.000	7	0	7	0	0	0	0	0	0	0	.000	0	0	3	0	.000	0	0	0	0	0	0	0	.000
2014	Did not attend Georgia Tech																								
TOTAL	.000	7	0	7	0	0	0	0	0	0	0	.000	0	0	3	0	.000	0	0	0	0	0	0	0	.000

CLASS **Sophomore** // HEIGHT **6-1** // WEIGHT **199** // POSITION **C** // BATS/THROWS **R/R** // HOMETOWN **Sherman Oaks, Calif.** // HIGH SCHOOL **Harvard Westlake**



HONORS & AWARDS

*2014 ACC Academic Honor Roll

FRESHMAN YEAR // 2014

Appeared in 44 games and made 38 starts (all at catcher) for the Yellow Jackets as a rookie... Hit .217 with three doubles, a triple, a home run and 17 RBI... Hit .219 in 20 ACC starts with 10 RBI... Rock solid defensive, he threw out 16 of 39 potential base-stealers, which was the second-most in the ACC and his caught-stealing percentage of .410 was also second-best in the league... Was Tech's opening-day starter at catcher and delivered an RBI triple off the left-field wall in first career at-bat... Came up with a big, two-out RBI single late in the Sunday win over Bowling Green as the Jackets' tacked on insurance in the 8-5 win... Had an RBI single and scored Tech's go-ahead run in the 7-5 win over Western Carolina on 3/11... Had a 10th-inning single versus Miami that moved Keenan Innis into scoring position as the eventual winning run as the Jackets walked off with a 3-2 win to claim the series... Drew a bases-loaded walk that gave Tech the lead for good as it rallied to beat Duke, 7-4, on 4/4 in the opener of the series... Recorded his first career two-hit game with a 2-for-4 effort versus Savannah State on 4/9... Hit his first career home run at Maryland -- a three-run shot to left -- and finished the Sunday game with a career-best four RBI as the Jackets won 13-6 in 12 innings... At Maryland, he threw out ACC stolen-base leader Charlie White, who had been 19 for 19 before that caught stealing... Had three hits, three RBI and three runs over two starts in the Virginia Tech series win... The rookie catcher has thrown out 12 of 32 potential base-stealers (38 percent). Was 2-for-4 with a double and two RBI in the win over No. 16 Miami at the ACC tournament.

HIGH SCHOOL

A four-year letterwinner and two-time captain at Harvard Westlake in Los Angeles under head coach Matt Lacour ... Helped team to three Mission League championships and the 2013 CIF Southern Section D-1 Championship ... A three-time All-Mission League and 2013 All-CIF catcher ... Lists being accepted to Georgia Tech as his most memorable non-athletic accomplishment ... Chose Georgia Tech for its storied baseball program and excellent academics.

PERSONAL

Full name is Arden Louis Joseph Pabst ... Born March 14, 1995 in Los Angeles, Calif. ... Son of Tom and Dorothy Pabst ... Has an older sister Jacqueline ... Majoring in history.

CAREER STATISTICS // ALL GAMES

Year	Avg	GP	GS	AB	R	H	2B	3B	HR	RBI	TB	SLG%	BB	HBP	SO	GDP	OB%	SF	SH	SB	ATT	PO	A	E	FLD%
2014	.217	44	38	120	17	26	3	1	1	17	34	.283	13	6	26	1	.321	1	7	1	1	281	38	3	.991
TOTAL	.217	44	38	120	17	26	3	1	1	17	34	.283	13	6	26	1	.321	1	7	1	1	281	38	3	.991

CAREER STATISTICS // CONFERENCE GAMES

Year	Avg	GP	GS	AB	R	H	2B	3B	HR	RBI	TB	SLG%	BB	HBP	SO	GDP	OB%	SF	SH	SB	ATT	PO	A	E	FLD%
2014	.219	22	20	64	7	14	2	0	1	10	19	.297	11	1	15	0	.338	1	3	1	1	147	21	2	.988
TOTAL	.219	22	20	64	7	14	2	0	1	10	19	.297	11	1	15	0	.338	1	3	1	1	147	21	2	.988

BEN PARR #23

CLASS **Sophomore** // HEIGHT **6-3** // WEIGHT **185** // POSITION **LHP** // BATS/THROWS **L/L** // HOMETOWN **Social Circle, Ga.** // HIGH SCHOOL **George Walton Academy**



HONORS & AWARDS

*2014 Academic All-ACC
*2014 ACC Academic Honor Roll

FRESHMAN YEAR // 2014

All-ACC Academic selection... Enjoyed a breakout rookie season for the Yellow Jackets as the lefty stepped into the weekend rotation for ACC play late in the year after dominating in his first six midweek starts... Finished the year with a 5-4 record and a 2.62 ERA in 18 appearances (10 starts)... Fanned 52 against 20 walks in 65.1 innings... Went 4-1 with a 1.60 ERA in six midweek starts versus Georgia (win), Georgia State (two wins), Georgia Southern (win) and Mercer (no decision, loss)... Made his first career start on 3/19 at Georgia State and pitched five strong innings to register his first career win... Retired the final 13 GSU hitters he faced in order after a two-run, three-hit first inning... Deserved a better fate after pitching five strong innings versus Mercer on 3/25, allowing just four hits and two runs (one earned) and setting a career-high with five strikeouts -- was hung the loss in Tech's 4-1 setback... Pitched a shutout over a career-long 5.2 innings versus Georgia State on 4/2, scattering five hits and earned the victory as the Jackets snapped a four-game skid with a 7-3 win... Tossed a career-long six innings and fanned a career-high nine in an impressive start on 4/8 during a 13-2 win over Georgia Southern to earn his third victory... Pitched a gem versus Georgia on 4/15, matching his career-long of six innings and limiting the Bulldogs to just four hits and no runs with seven strikeouts in Tech's 4-1 win... Logged his third consecutive quality start, going six innings and allowing three runs (two earned) versus Mercer on 4/23, but did not factor in the decision as Tech fell 4-3 in 10 innings... Made a two-inning scoreless relief appearance at NC State on 4/27... Earned his first career ACC start versus Virginia Tech on 5/4 and retired 13 consecutive hitters after a four-run first inning... Absorbed the loss by allowing six hits and five runs in a career-high tying six innings... Started on 5/11 at No. 1 Virginia and matched his career high of six innings, allowing just two runs, but absorbed the loss as Tech fell 3-1... Pitched another gem on 5/17 in Tech's 12-5 win over USF, tossing six innings and allowing four hits with one run, no walks and six strikeouts... Retired 12 straight after a one-run, three-hit first inning... Made the start versus Duke in the ACC Tournament on 5/22 and allowed just two runs to the Blue Devils on a pair of solo homers, but received no run support and was saddled with the loss in a 6-0 decision... Returned to the mound three days later in the ACC title game and tossed a scoreless eighth with two strikeouts to preserve the lead en route to the championship... Pitched three shutout innings of relief versus Washington with three strikeouts in the NCAA Oxford Regional but did not factor in Tech's 4-2 loss.

HIGH SCHOOL

A four-year letterwinner at George Walton Academy under head coach Todd Shelnutt ... Was named to the All-Region team in both his junior and senior seasons ... Graduated as the school record-holder for most strikeouts in a single season with 108 ... Threw a no-hitter against Commerce in his senior season ... A four year honor roll student and member of the national honor society.

PERSONAL

Full name is Benton Lee Parr, but goes by Ben ... Born May 12, 1995 in Monroe, Ga. ... Son of Bengie and Tonja Parr ... Has an older sister Sara ... Majoring in business administration.

CAREER STATISTICS // ALL GAMES

Year	ERA	W	L	App	GS	CG	SHO	CBO	SV	IP	H	R	ER	BB	SO	2B	3B	HR	BF	B/Avg	WP	HBP	BK	SFA	SHA
2014	2.62	5	4	18	10	0	0	0	0	65.1	66	21	19	20	52	10	0	3	281	.263	4	4	1	0	6
TOTAL	2.62	5	4	18	10	0	0	0	0	65.1	66	21	19	20	52	10	0	3	281	.263	4	4	1	0	6

CAREER STATISTICS // CONFERENCE GAMES

Year	ERA	W	L	App	GS	CG	SHO	CBO	SV	IP	H	R	ER	BB	SO	2B	3B	HR	BF	B/Avg	WP	HBP	BK	SFA	SHA
2014	5.14	0	2	4	2	0	0	0	0	14.0	18	8	8	3	7	2	0	0	62	.310	1	1	1	0	0
TOTAL	5.14	0	2	4	2	0	0	0	0	14.0	18	8	8	3	7	2	0	0	62	.310	1	1	1	0	0

RYAN PEURIFOY #6

CLASS **Sophomore** // HEIGHT **6-2** // WEIGHT **200** // POSITION **OF** // BATS/THROWS **R/R** // HOMETOWN **Peachtree City, Ga.** // HIGH SCHOOL **Starr's Mill**



HONORS & AWARDS

*2014 NCAA Oxford All-Regional Team

FRESHMAN YEAR // 2014

Played 50 games as a Georgia Tech rookie and made 44 starts in the outfield... Hit .296 for the season with seven doubles, three triples and 11 RBI... Logged seven outfield assists, which ranked second on the team behind Matt Gonzalez's nine as the Yellow Jackets ranked among the national leaders in outfield assists... Was Tech's opening-day starter in right field... Had a huge series versus UNCG by starting all three games in right and going 6-for-10 with a double, triple, three RBI and two stolen bases -- that included a three-hit effort on 2/23... Ripped an RBI double to the gap in left versus Kennesaw State on 2/25 that allowed the Jackets to rally for the tie in the 11th, before falling in the 12th... Had three hits, including a double and two RBI in the Bowling Green series sweep... Recorded his first outfield assist by doubling off a runner at first base at Georgia on 3/4... Was 2-for-2 and scored in the 7-5 win over Western Carolina on 3/11... Set a career-high with a two-RBI effort versus No. 22 Miami on 3/14... Came up with a clutch, pinch-hit, game-tying single as Tech rallied from 4-0 down to beat Duke, 7-4, on 4/4 and also scored... Had a hit in Tech's 5-1 win on 4/5... Had two hits and his RBI single in the second inning gave Tech the lead in a 12-1 win over Savannah State on 4/9 -- his first career game-winning RBI... Recorded his second career triple in Tech's 4-1 win over Georgia on 4/15 also drew a bases-loaded walk in the first inning that made it 3-0... Matched his career highs of hits (three) and runs (two) in a 9-6 win over North Florida on 5/6... Doubled and recorded his fifth outfield assist (second against Georgia) at Turner Field on 5/13 by gunning Skyler Weber for the final out of the seventh inning trying to stretch a single to a double... Had one hit in each game of the USF series to extend his hitting streak to six games... Hit .353 at the ACC tournament, which included a career-best 4-for-4 effort in the win over No. 16 Miami and scored a career-best three runs versus the Hurricanes... Was named to the NCAA Oxford All-Regional Team after 4-for-9 (.444) in Tech's three games with a triple, a walk, a run and his seventh outfield assist.

HIGH SCHOOL

A four-year letterwinner at Starr's Mill High School under head coach Brent Moseley ... Named team Offensive MVP in 2011 and 2013 ... Graduated as the school record-holder for most career hits, career RBI, single-season hits, single-season doubles, and single-season triples ... Lists getting a scholarship to Georgia Tech as his most memorable athletic accomplishment ... Chose Georgia Tech because he has always been a Tech fan, his father went to Tech, and its academics.

PERSONAL

Full name is Christopher Ryan Peurifoy, but goes by Ryan ... Born March 26, 1995 in Atlanta, Ga. ... Son of George and Stacey Peurifoy ... Has two older sisters, Paige and Lindey, and a younger brother Drew ... Father, George, graduated from Tech in 1983 and was a member of the golf team ... Majoring in business administration.

CAREER STATISTICS // ALL GAMES

Year	Avg	GP	GS	AB	R	H	2B	3B	HR	RBI	TB	SLG%	BB	HBP	SO	GDP	OB%	SF	SH	SB	ATT	PO	A	E	FLD%
2014	.296	50	44	142	19	42	7	3	0	11	55	.387	11	0	29	4	.340	3	10	2	4	92	7	2	.980
TOTAL	.296	50	44	142	19	42	7	3	0	11	55	.387	11	0	29	4	.340	3	10	2	4	92	7	2	.980

CAREER STATISTICS // CONFERENCE GAMES

Year	Avg	GP	GS	AB	R	H	2B	3B	HR	RBI	TB	SLG%	BB	HBP	SO	GDP	OB%	SF	SH	SB	ATT	PO	A	E	FLD%
2014	.176	20	16	51	6	9	0	0	0	3	9	.176	3	0	15	2	.218	1	4	0	0	45	2	1	.979
TOTAL	.176	20	16	51	6	9	0	0	0	3	9	.176	3	0	15	2	.218	1	4	0	0	45	2	1	.979

MATT PHILLIPS #20

CLASS **Sophomore** // HEIGHT **6-2** // WEIGHT **201** // POSITION **RHP** // BATS/THROWS **R/R** // HOMETOWN **Milton, Ga.** // HIGH SCHOOL **Milton**



FRESHMAN YEAR // 2014

Made eight appearances as a rookie, all in relief... Totalled 6.2 innings on the mound... Made his collegiate debut with a 1-2-3 inning of scoreless relief versus UNCG on 2/21... Pitched a scoreless inning versus Wake Forest on 3/7... Tossed a scoreless eighth in a 13-2 win over Georgia Southern on 4/8... Struck out the side in order in the eighth in Tech's 12-1 win over Savannah State on 4/9.

BEFORE TECH

A three-year letterwinner at Milton High School under head coach Joey Ray ... Helped his team to four region championships and state championship in his senior season ... Named to the All-Region team in 2012 as a pitcher ... Recognized as an Atlanta Braves 400 Fan Club High School All-Star ... Lists winning the 2013 Connie Mack World Series as his most memorable athletic accomplishment ... Was a four year honor roll student in high school.

PERSONAL

Full name is Matthew Anderson Phillips ... Born Dec. 23, 1994 in Atlanta, Ga. ... Son of Russell Phillips and Mary Clare ... Has two brothers John and Mark and a younger sister Elizabeth ... His great uncle, Taylor Phillips, played in the majors from 1956-63 for the Braves, Cubs, Phillies and White Sox... Majoring in business administration.

CAREER STATISTICS // ALL GAMES

Year	ERA	W	L	App	GS	CG	SHO	CBO	SV	IP	H	R	ER	BB	SO	2B	3B	HR	BF	B/Avg	WP	HBP	BK	SFA	SHA
2014	10.80	0	0	8	0	0	0	0	0	6.2	10	8	8	10	9	0	0	1	39	.345	2	0	0	0	0
TOTAL	10.80	0	0	8	0	0	0	0	0	6.2	10	8	8	10	9	0	0	1	39	.345	2	0	0	0	0

CAREER STATISTICS // CONFERENCE GAMES

Year	ERA	W	L	App	GS	CG	SHO	CBO	SV	IP	H	R	ER	BB	SO	2B	3B	HR	BF	B/Avg	WP	HBP	BK	SFA	SHA
2014	0.00	0	0	1	0	0	0	0	0	1.0	1	0	0	1	1	0	0	0	5	.250	1	0	0	0	0
TOTAL	0.00	0	0	1	0	0	0	0	0	1.0	1	0	0	1	1	0	0	0	5	.250	1	0	0	0	0

CLASS **Sophomore** // HEIGHT **6-1** // WEIGHT **201** // POSITION **RHP** // BATS/THROWS **R/R** // HOMETOWN **Valparaiso, Ind.** // HIGH SCHOOL **Andrean**



FRESHMAN YEAR // 2014

Appeared in 16 games and made four starts for the Yellow Jackets as a rookie... Was a key part of Tech's bullpen... Posted a 4.70 ERA in 30.2 innings with 29 strikeouts against 16 walks... Finished the season with a 1-2 record and one save... Made his collegiate debut with an inning of relief versus Radford and was on the hook for the go-ahead runs in Tech's 3-1 loss on 2/15... Earned his first career start at Georgia Southern on 2/19 and went 2.2 innings but absorbed the loss in Tech's 4-3 setback... Worked 4.1 innings in his second straight midweek start versus Kennesaw State on 2/25, allowing two runs with three strikeouts and did not factor in the decision (Tech fell 5-3 in 12 innings)... Pitched 2.2 scoreless innings to close out Tech's 5-1 win over Wake Forest on 3/9 and earn his first save... Entered the Wake game with bases loaded in the seventh and got final two outs and then stranded the bases loaded in the ninth... Made his first ACC start versus No. 22 Miami on 3/14 but did not factor in the decision in Tech's 10-8 loss to open the series... Picked up his first career win with an impressive start against Savannah State, going a career-long five innings and fanning a career-best seven, allowing just four hits and one run in Tech's 12-1 win... Made a pair of scoreless relief appearances versus USF including a four-strikeout stint in 1.2 innings on 5/15... Made postseason relief appearances versus Duke (ACC Tournament) and Washington (NCAA Regional).

HIGH SCHOOL

A four-year letterwinner and senior captain for head coach Dave Pishkur at Andrean High School... Named Team MVP and Best Pitcher his sophomore, junior, and senior seasons... Named an Under Armour Preseason All-American in 2011 and 2012 and a Rawlings Preseason All-American in 2012... Graduated as the school record-holder in career strikeouts and wins... Was part of a state championship title in 2010 and advanced to the sectional round from 2011 through 2013... A member of Delta Epsilon, the German National Honor Society... Volunteered through the Christian Campus Foundation... Chose Tech for its baseball program, academics, and coaching staff.

PERSONAL

Full name is Zachary Alexander Ryan.... Born May 28, 1994 in Merrillville, Ind. ... Son of Henry and Jill Ryan ... Has an older sister, Kelly... Starting playing baseball at age five... Majoring in finance.

CAREER STATISTICS // ALL GAMES


Year	ERA	W	L	App	GS	CG	SHO	CBO	SV	IP	H	R	ER	BB	SO	2B	3B	HR	BF	B/Avg	WP	HBP	BK	SFA	SHA
2014	4.70	1	2	16	4	0	0	0	1	30.2	36	21	16	16	29	6	0	2	141	.300	6	1	1	2	2
TOTAL	4.70	1	2	16	4	0	0	0	1	30.2	36	21	16	16	29	6	0	2	141	.300	6	1	1	2	2

CAREER STATISTICS // CONFERENCE GAMES

Year	ERA	W	L	App	GS	CG	SHO	CBO	SV	IP	H	R	ER	BB	SO	2B	3B	HR	BF	B/Avg	WP	HBP	BK	SFA	SHA
2014	5.59	0	0	6	1	0	0	0	1	9.2	11	9	6	10	7	1	0	1	48	.306	2	0	1	1	1
TOTAL	5.59	0	0	6	1	0	0	0	1	9.2	11	9	6	10	7	1	0	1	48	.306	2	0	1	1	1

BEN SCHNIEDERJANS #30

CLASS *Sophomore* // HEIGHT *6-2* // WEIGHT *192* // POSITION *RHP* // BATS/THROWS *R/R* // HOMETOWN *Powder Springs, Ga.* // HIGH SCHOOL *Harrison*



HONORS & AWARDS

*2014 ACC Academic Honor Roll

FRESHMAN YEAR // 2014

Joined the Yellow Jackets as a walk-on and emerged as a key contributor to Georgia Tech's bullpen... Pitched in 13 games and finished the year with a 5.40 ERA... Seven of his 13 appearances were scoreless outings... Made his college debut by retiring the ninth in order in Tech's 7-3 win over UNCG on 2/21... Worked one inning of scoreless relief during Tech's 8-2 win over Bowling Green on 3/1... Pitched a scoreless ninth to close out Georgia Southern on 4/8... Recorded a career-high two strikeouts to close out Savannah State on 4/9... Struck out the side in a 1-2-3 ninth on 4/12 to close out a 12-4 win over No. 1 Florida State... Surrendered his first earned run of the year to Georgia on 4/15... Worked a career-long 2.2 scoreless innings of relief at NC State on 4/27, retiring eight of the nine hitters he faced and yielding just one infield single with two strikeouts... Matched his career-high with a 2.2 scoreless-inning stint against Virginia Tech on 5/4.

HIGH SCHOOL

A two-year letterwinner for head coach Merle Elkins at Harrison High School ... An All-District pitcher his junior and senior seasons ... Pitched a no-hitter in summer baseball his junior year ... Chose Tech for its baseball program, academics, and location.

PERSONAL

Full name is Benjamin Joseph Schniederjans ... Born April 18, 1995 in Atlanta ... Son of Oliver and Linda Schniederjans Has an older brother Ollie, who is a member of the Tech golf team and the No. 1-ranked amateur golfer in the world, and younger brother, Luke ... Majoring in business administration.

CAREER STATISTICS // ALL GAMES


Year	ERA	W	L	App	GS	CG	SHO	CBO	SV	IP	H	R	ER	BB	SO	2B	3B	HR	BF	B/Avg	WP	HBP	BK	SFA	SHA
2014	5.40	0	0	13	0	0	0	0	0	15.0	15	10	9	9	11	4	0	0	65	.273	1	0	0	0	1
TOTAL	5.40	0	0	13	0	0	0	0	0	15.0	15	10	9	9	11	4	0	0	65	.273	1	0	0	0	1

CAREER STATISTICS // CONFERENCE GAMES

Year	ERA	W	L	App	GS	CG	SHO	CBO	SV	IP	H	R	ER	BB	SO	2B	3B	HR	BF	B/Avg	WP	HBP	BK	SFA	SHA
2014	0.00	0	0	4	0	0	0	0	0	6.2	3	1	0	2	7	0	0	0	24	.136	0	0	0	0	0
TOTAL	0.00	0	0	4	0	0	0	0	0	6.2	3	1	0	2	7	0	0	0	24	.136	0	0	0	0	0

TANNER SHELTON #31

CLASS **Sophomore** // HEIGHT **6-2** // WEIGHT **237** // POSITION **LHP** // BATS/THROWS **L/L** // HOMETOWN **Woodstock, Ga.** // HIGH SCHOOL **Etowah**



FRESHMAN YEAR // 2014

Appeared in 15 games and made a pair of midweek starts for the Yellow Jackets in his rookie campaign... Finished the year with a 5.74 ERA and 0-1 record... Fanned 14 batters in 15.2 innings... Made his college debut versus VCU on 2/16 with an inning of scoreless relief... Pitched a scoreless inning of relief in Tech's 7-0 win over UNCG on 2/22... Worked a career-long three scoreless innings versus Kennesaw State on 2/25... Was on the hook for the loss at Georgia on 3/4 as he was charged the unearned run in the Bulldogs' 1-0 walk-off win... Made his first career start versus Western Carolina on 3/11 but did not factor in the decision in Tech's 7-5 win... Made his second midweek start at Kennesaw State on 3/18 and tossed a career-long 5.0 innings, allowing just two hits and one unearned run with two strikeouts... Handed a 5-1 lead over the bullpen before KSU tied the game... Tech won 8-7 thanks to a ninth-inning run... Tossed a 1-2-3 seventh inning to hold the lead versus Georgia on 4/15 in Tech's 4-1 win.

HIGH SCHOOL

A four-year baseball letterwinner at Etowah High School in Woodstock, Ga. for coach Greg Robinson ... Helped team win a region championship in 2010 ... Named to the All-Region and All-State teams in 2013 as a pitcher ... Lists winning the 2013 Connie Mack World Series as his most memorable athletic accomplishment ... Chose Georgia Tech for the baseball program, the excellence of education, and because it is in Atlanta.

PERSONAL

Full name is Greggory Tanner Shelton, but goes by Tanner ... Born December 10, 1994 in Kennesaw, Ga. ... Son of Gregg and Heather Shelton ... Has a younger sister Paige and a younger brother Chandler ... Majoring in business administration.

CAREER STATISTICS // ALL GAMES

Year	ERA	W	L	App	GS	CG	SHO	CBO	SV	IP	H	R	ER	BB	SO	2B	3B	HR	BF	B/Avg	WP	HBP	BK	SFA	SHA
2014	5.74	0	1	15	2	0	0	1	0	15.2	18	15	10	13	14	4	0	1	78	.295	1	2	1	1	1
TOTAL	5.74	0	1	15	2	0	0	1	0	15.2	18	15	10	13	14	4	0	1	78	.295	1	2	1	1	1

CAREER STATISTICS // CONFERENCE GAMES

Year	ERA	W	L	App	GS	CG	SHO	CBO	SV	IP	H	R	ER	BB	SO	2B	3B	HR	BF	B/Avg	WP	HBP	BK	SFA	SHA
2014	18.00	0	0	5	0	0	0	0	0	2.0	7	4	4	2	4	1	0	0	16	.538	1	1	0	0	0
TOTAL	18.00	0	0	5	0	0	0	0	0	2.0	7	4	4	2	4	1	0	0	16	.538	1	1	0	0	0

NEWCOMER BIOS



#3 WADE BAILEY

CLASS **Freshman** // HEIGHT **5-9** // WEIGHT **175**
POSITION **IF/OF** // BATS/THROWS **R/R**
HOMETOWN **Villa Rica, Ga.**
HIGH SCHOOL **Villa Rica**

BEFORE TECH

A four-year letterwinner at Villa Rica High School under head coach Jay Sneddon... Earned All-State recognition and Team MVP honors in each of his four seasons... Holds the school record for career stolen bases with 104 while hitting .420 and mashing 15 home runs over the course of his career... Lists winning the Connie Mack World Series with the East Cobb Yankees as his favorite baseball memory... Chose Georgia Tech for its baseball program, academics and his familiarity with current Tech players through summer baseball.

PERSONAL

Full name is Matthew Wade Bailey... Born Feb. 13, 1996 in Villa Rica, Ga. ... Son of Tony and Kathy Bailey... Majoring in business administration.



#22 TREVOR CRAPORT

CLASS **Freshman** // HEIGHT **5-11** // WEIGHT **200**
POSITION **C** // BATS/THROWS **R/R**
HOMETOWN **Norcross, Ga.**
HIGH SCHOOL **Norcross**

BEFORE TECH

A four-year letterwinner at Norcross High School under head coach Jonathan Wyman... Earned All-State honors in class 6A in his senior season... Named to All-Region team in both 2013 and 2014... Selected as a Braves 400 Club All Star and a Gwinnett County All Star in 2014... Awarded Norcross High School's Offensive MVP in senior season after hitting .395 with 23 RBI and just five strikeouts... Lists winning two national tournaments in Panama City with the Norcross travel team as his favorite baseball memories... Chose Georgia Tech for its academics, baseball and in-state tuition.

PERSONAL

Full name is Trevor Richmond Craport ... Born Aug. 12, 1996 in Norcross, Ga. ... Son of Wil and Sherrie Craport ... Has a younger brother Cameron ... Member of the national honor society... Awarded the MYP High Five Award for best service project in high school... Wants to attend veterinarian school after college... Majoring in biology.



#28 JARED DATOC

CLASS **Freshman** // HEIGHT **5-9** // WEIGHT **196**
POSITION **RHP/UTL** // BATS/THROWS **R/R**
HOMETOWN **Atlanta, Ga.**
HIGH SCHOOL **Pace Academy**

BEFORE TECH

A four-year letterwinner at Pace Academy under head coach Matt Hall... A two-time All-Region and All-Area selection as a pitcher and infielder... Served as a captain in his senior season... Won the 2012 AAU Underclass National Championship with the 16U East Cobb Titans... A member of the National Honor Society... Lists graduating high school with high honors and volunteering at the Atlanta Food Bank as his favorite non-athletic memories... Chose Georgia Tech for its baseball program, academics and its proximity to home.

PERSONAL

Full name is Jared Patrick Datoc... Born June 20, 1995 in Atlanta, Ga. ... Son of Patrick and Antoinette Datoc... Has an older brother, Christian, who played baseball at Furman University... Father, Patrick, was a golfer at Yale and mother, Antoinette, was a diver at Yale... Enjoys fishing, art and music... Majoring in business administration.



#37 DANIEL GOODEN

CLASS **Freshman** // HEIGHT **6-3** // WEIGHT **221**
POSITION **LHP** // BATS/THROWS **S/L**
HOMETOWN **Griffin, Ga.**
HIGH SCHOOL **Griffin**

BEFORE TECH

A letterwinner at Griffin High School under head coach Kevin Mobley... Helped team to the 2013 Region 4-AAAA championship as a junior... Named a third team All-American by Perfect Game... Lists his favorite baseball memory as signing with Georgia Tech... Chose Georgia Tech for its academics, baseball program and proximity to home.

PERSONAL

Full name is Daniel Lee Gooden III... Born Aug. 18, 1996 in Griffin, Ga. ... Son of Danny and Amy Gooden... Has a younger sister Allie... Lists favorite non-athletic memory as being selected for a film competition in Georgia... Enjoys fishing... Majoring in literature, media and communications.



**#11
BLAKE JACKSON**

CLASS **Freshman** // HEIGHT **6-2** // WEIGHT **191**
POSITION **3B** // BATS/THROWS **R/R**
HOMETOWN **Warner Robins, Ga.**
HIGH SCHOOL **Houston County**



BEFORE TECH

A four-year baseball letterwinner at Houston County High School under head coach Jason Brett ... Won the Class AAAAA state title in his senior year... Named to USA Today's All-Georgia High School Baseball team as an outfielder... Earned All-State honors in three consecutive seasons and Region Player of the Year honors in back to back seasons... Recognized as his team's best offensive player in three straight seasons... Hit over .500 with 13 home runs in his senior season... Lists playing in the 2009 Little League World Series as his most memorable athletic accomplishment ... Chose Georgia Tech for its outstanding degree, the baseball program and as a lifelong Yellow Jacket fan.

PERSONAL

Full name is Blake Antonio Jackson ... Born Aug. 10, 1996 in Altus, Oklahoma ... Son of Terry and Crissie Jackson... Has an older brother, Brad, who played baseball at Georgia College and State University ... Hobbies include hunting and spending time with old friends... Majoring in business administration.



**#25
KEL JOHNSON**

CLASS **Freshman** // HEIGHT **6-4** // WEIGHT **204**
POSITION **OF/1B** // BATS/THROWS **R/R**
HOMETOWN **Palmetto, Ga.**
HIGH SCHOOL **Home Schooled**



BEFORE TECH

A five-year player for the Home Plate Citadels, a home-school team, coached by Esteban Maldonado... Served as team captain in both junior and senior seasons... Selected to Team USA U17 team in 2013 and won a gold medal after defeating Japan in championship game in Taiwan... Played summer seasons at East Cobb Baseball and won a total of seven national championships... Named East Cobb Baseball 17U MVP and Offensive Player of the Year for East Cobb Astros twice... Holds East Cobb 16U single-season record for home runs with 24... Recognized as a 2014 Perfect Game All-American... Lists favorite baseball memory as hitting in the 2013 Youth Select Home Run Derby where he hit 11 home runs in front of 50,000 fans at the New York Mets' Citi Field... Maintained a 4.0 GPA throughout his high school career... Chose Georgia Tech for its proximity to home, its combination of baseball and academics and he has always been a "huge" Georgia Tech fan.

PERSONAL

Full name is Jeremiah Kel Johnson ... Born July 8, 1995 in Palmetto, Ga. ... Son of Lee and Rhonda Johnson... Has an older brother Jason and a younger sister Summer ... Uncle Eddy Taylor played college baseball and Aunt Leah Taylor was an All-American softball player at Kennesaw State... Grandfather Darrell Crawford graduated from Georgia Tech with an engineering degree... Spends free time hunting and fishing... Majoring in biology/pre-med.



**#16
COLEMAN POJE**

CLASS **Junior** // HEIGHT **6-2** // WEIGHT **212**
POSITION **IF/OF** // BATS/THROWS **R/R**
HOMETOWN **Atlanta, Ga.**
HIGH SCHOOL **Westminster** // LAST COLLEGE **Air Force**



AT AIR FORCE // 2013-14

Made 31 starts at the Academy over two seasons... Totaled a .218 batting average with two home runs and 11 RBI... Twice earned Academic All-Conference honors as a civil engineer.

BEFORE TECH

A three-year letterwinner spanning two seasons at Westminster under coach Russell Wrenn and two seasons at Fellowship Christian School under coach Brad Pager ... Earned varsity baseball Coach's Award in both junior and senior seasons... Earned first team all-region honors at quarterback as a sophomore ... Played high school basketball.

PERSONAL

Full name is Coleman Richard Poje... Born Feb. 24, 1994 in Augusta, Ga. ... Son of Chris and Stephanie Poje... Has an older brother Brandon and a younger brother Mason... Cousin Michael Cheever played center for Georgia Tech from 1991-1995 and three seasons in the NFL with the Jacksonville Jaguars... Father Chris (Class of 1988), Mother Stephanie (Class of 1990) and grandfather Ben Turnipseed each graduated from Georgia Tech ... Recognized as a member of the National Honor Society and a recipient of the Dean's Award... Majoring in history.



**#29
CORY POPE**

CLASS **Freshman** // HEIGHT **5-11** // WEIGHT **173**
POSITION **LHP** // BATS/THROWS **R/L**
HOMETOWN **Valdosta, Ga.**
HIGH SCHOOL **Lowndes**



BEFORE TECH

Four-year player at Lowndes High School under head coach Danny Redshaw... Selected to the all-region team twice and named the 2013 Co-Pitcher of the Year in Region 1-A... Helped team to a region championship and state quarterfinals appearance in 2013... Recorded a 7-2 record with a 2.71 ERA and 80 strikeouts in 83.0 IP as a junior.

PERSONAL

Lists his favorite major league baseball team as the Los Angeles Angels of Anaheim and his favorite player as Mariano Rivera... His favorite subject in high school was history... Majoring in history.



#27 PATRICK WISEMAN

CLASS **Freshman** // HEIGHT **6-5** // WEIGHT **215**
POSITION **RHP** // BATS/THROWS **L/R**
HOMETOWN **Roswell, Ga.**
HIGH SCHOOL **Pope**

BEFORE TECH

A three-year letterwinner at Pope High School under head coach Jeff Rowland... Led team to the 2013 AAAAA State Championship and back-to-back region championships... Named the 2013 Region 7-A AAAA Pitcher of the Year... A two-time all-region selection at first base... Holds school record for most wins in a single season (11) and ranks in the top three in career wins, single season strikeouts, career strikeouts and career RBI... Served as a captain for two seasons in high school... Played two years of high school basketball... Served as a member of the student government and FCA organizations in high school.

PERSONAL

Full name is Patrick Nolan Wiseman... Born May 1, 1996 in Raleigh, N.C. ... Son of Joe and Christie Wiseman... Has an older brother Joe and younger sister Caroline... Older brother, Joe, currently pitches for Georgia Tech and plans to graduate in 2016... Enjoys fishing, golfing and playing basketball... Majoring in history.



#32 CODY WORTHY

CLASS **Freshman** // HEIGHT **6-3** // WEIGHT **203**
POSITION **RHP** // BATS/THROWS **R/R**
HOMETOWN **Winston, Ga.**
HIGH SCHOOL **Alexander**

BEFORE TECH

A three-year letterwinner at Alexander High School under head coach Chris Brown... Helped team to a AAAA semifinals appearance in senior season and a region championship in 2012... Earned multiple all-region and all-county selections in 2012 as a pitcher coming off of injury... Played travel ball with East Cobb Baseball... Named to the Georgia Dugout Club's Top 100 Underclassmen list... Played high school basketball as a forward... Awarded the Atlanta-Journal Constitution Cup given to the best all-around senior in the high school class... A member of the National Honor Society, Beta Club, Key Club and the Chick-Fil-A Leadership Academy... Lists graduating as the salutatorian of his high school class and speaking at graduation as his favorite non-athletic memory... Chose Georgia Tech for its baseball program and academics and also because he grew up a Georgia Tech fan.

PERSONAL

Full name is Cody Austin Worthy... Born May 28, 1996 in Austell, Ga. ... Son of Brad and Nancy Worthy... Has a younger sister Haley ... Grandfather, Frank Worthy, played baseball at Auburn, coached football and baseball at South Cobb High School and is a member of the Georgia Dugout Hall of Fame for both baseball and football... Mother, Nancy, played basketball at the University of Montevallo... Majoring in engineering (undecided).



#8 RYAN YOUNG

CLASS **Freshman** // HEIGHT **5-10** // WEIGHT **170**
POSITION **RHP** // BATS/THROWS **S/R**
HOMETOWN **Kennesaw, Ga.**
HIGH SCHOOL **Blessed Trinity**

BEFORE TECH

A two-year letterwinner at Blessed Trinity Catholic HS under head coach Andy Harlin... Helped team to the 2014 AAA State Championship and back-to-back region championships... Named to the Georgia Dugout Club's Pre-season All-State team as both a junior and a senior... Recognized as Blessed Trinity's Pitcher of the Year as a senior and Scholar Athlete of the Year as both a junior and a senior... Compiled a 10-0 record and 1.29 ERA as a senior after setting the single season ERA record (0.30) a year earlier... Participated in three Perfect Game WWBA National Championship events and was an All-Tournament team selection in each event... Lists favorite baseball memory as starting and earning the win in the first game of the state championship series... Distinguished as a member of the National Honor Society and an AP Scholar with distinction... Served as the President of the Science Olympiad Club... Lists favorite non-athletic accomplishment as graduating with a 4.0 GPA and in the top 10% of high school class... Chose Georgia Tech for its prestigious baseball program, academic excellence and proximity to home.

PERSONAL

Full name is Ryan Donald Young... Born Oct. 19, 1995 in Greensboro, N.C. ... Son of David and Nancy Young ... Has an older brother Justin... Cousins Theresa and Rachel Butler played college softball and college soccer respectively... Majoring in chemical and biomolecular engineering.

THE COACHES



HEAD COACH DANNY HALL #17

CAREER RECORD 1,099-546-1 (28th) // GEORGIA TECH RECORD 891-429-1 (22nd) // ALMA MATER MIAMI-OHIO '77 // HIRED AT TECH DECEMBER 7, 1993



WINNINGEST ACTIVE COACHES ENTERING 2015

1	Augie Garrido, Texas	1,920
2	Mike Martin, Florida State	1,813
3	Mark Marquess, Stanford	1,530
4	Jim Morris, Miami	1,435
5	Jack Leggett, Clemson	1,300
6	Jim Gilligan, Lamar	1,295
7	Mike Fox, North Carolina	1,268
8	Pete Dunn, Stetson	1,254
9	Paul Mainieri, LSU	1,225
10	John Anderson, Minnesota	1,152
11	Andy Lopez, Arizona	1,146
12	DANNY HALL, Georgia Tech	1,099
13	Keith Guttin, Missouri	1,083
14	Wayne Graham, Rice	1,039
15	Mike Gillespie, UC Irvine	1,037

Having spent his entire coaching career involved with winning programs, Danny Hall's tenure at Georgia Tech has been his most successful, as he is the all-time winningest baseball coach in program history with 891 victories at the school. He has led Tech to the NCAA tournament on 19 occasions and guided the Yellow Jackets to the College World Series in 1994, 2002 and 2006, the only head coach in the program's storied history to reach the promised land of Omaha.

The 2015 season represents Hall's 22nd on the Flats and his 28th as a college head coach. He stands 12th among active coaches in number of victories (1,099).

Hall became Georgia Tech's winningest coach in 2005 with his 505th win, and his Tech teams have posted an 891-429-1 (.675) record in 21 years. His 27-year head coaching record, which includes six seasons at Kent State, stands at 1,099-546-1 (.668). Hall has also led the Yellow Jackets to a 343-213-1 (.617) record in Atlantic Coast Conference regular-season games.

A winner in every sense of the word, Hall has been coaching college baseball for 37 years (as both an assistant and head coach) and has never been associated with a program under .500 for a season. He has been part of 1,536 victories and seven trips to the College World Series.

Prior to the 2012 season, Georgia Tech reaffirmed its commitment to Hall with a five-year contract extension through the 2016 season.

.....

Each of Hall's Tech teams has been powered by a potent offense, leading or finishing second in the ACC in batting or run production in 12 of his 21 years as the Yellow Jackets' head coach.

Hall's players have earned 100 All-ACC honors in his 21 years, while 32 different players have garnered a total of 88 All-America honors since 1994. He has coached two National Players of the Year, two National Freshmen of the Year, one ACC Player of the Year, one ACC Pitcher of the Year and three ACC Rookies of the Year.

In addition to the three College World Series appearances and 19 NCAA berths under Hall, the Yellow Jackets have claimed five ACC tournament titles (2000, 2003, 2005, 2012, 2014) and won the ACC regular season four times (2000, 2004, 2005, 2011).

The last four baseball seasons at Georgia Tech have resulted in two ACC tournament titles and an ACC regular season crown.

Since Hall's arrival in 1994, a staggering 108 Yellow Jackets have been selected in the Major League Baseball Draft a total of 125 times -- that includes a school-record 10 draft picks in 2005 and 2007 and a record five top-10 round picks in 2013. Thirteen of his student-athletes have been selected in either the first or supplemental round, while he has coached 55 players that have been taken in the first 10 rounds of the MLB draft. Out of high school, 47 have been drafted but chose instead to play for Hall.

Hall's no-nonsense, professional approach has given his players the fundamentals they need to be successful after leaving Georgia Tech. That is indicated in the number of his former players that have excelled on the Major League level, headlined by Mark Teixeira of the New York Yankees and Matt Wieters of the Baltimore Orioles, and former players Nomar Garciaparra, Jason Varitek and Jay Payton.

The success of Hall's former players in professional baseball is molded by their accomplishments at Tech, as his Yellow Jacket teams have advanced to 19 NCAA Regionals in his 21 years at the school. Georgia Tech has posted 46 NCAA tournament victories since his arrival in 1994, winning Regionals in 1994, 2000, 2002, 2004, 2005 and 2006 and Super Regionals in 2002 and 2006. The Yellow Jackets have finished .500 or better in ACC play in all but two seasons since his arrival, and have finished third or better in the league in 11 of his 21 seasons. Georgia Tech has been ranked No. 1 in the country six times for a total of 22 weeks under Hall.

Hall's teams have been equally successful in the classroom, as 170+ student-athletes have been named to the ACC Honor Roll (with a 3.0 or higher grade point average) and nine have earned Academic All-America honors on 13 occasions.

.....

In his first year at Georgia Tech, Hall guided an extremely talented and veteran unit with four All-Americans and three first-round draft choices to the brink of a national championship, Georgia Tech's first-ever appearance in the College World Series, and a 50-17 record. Hall was recognized by his American Baseball Coaches Association peers as Coach of the Year in the Atlantic Region, and may have won the national honor if not for the unranked-to-national title season put together by Oklahoma's Larry Cochell. Three Yellow Jackets earned consensus first-team All-America recognition and those three players finished in the top three in the conference batting stats, a first in ACC history.

Hall guided Tech back to the NCAA Regionals in 1995 and 1996 with teams dominated by freshmen and sophomores. His 1997 squad captured its first ACC regular season title in just his fourth year on the Flats and played in the NCAA Midwest Regional. In addition to earning his first ACC Coach of the Year accolade in 1997, the Yellow Jackets' skipper was named the National Coach of the Year by *Sporting News*, the first such honor for any Tech baseball coach.

After the Yellow Jackets failed to earn an NCAA Regional bid in 1999 for the first time since his arrival at Tech, Hall guided the Jackets to one of their most successful seasons in 2000 - capturing the ACC regular season and tournament championships in addition to the NCAA Atlanta Regional title. The team concluded the year with a 50-16 record, and Hall was tabbed the ACC's Coach of the Year for the second time.

Following another 40-win season in 2001, the sixth since Hall took over the reigns in 1994, the Jackets' skipper guided Tech to just its second College World Series appearance in 2002 by turning in one of the best coaching jobs of his career, leading a Tech team that included 17 freshmen and only three seniors back to Omaha. The Yellow Jackets swept through the NCAA Atlanta Regional and NCAA Atlanta Super Regional with a perfect 5-0 record before finishing fifth at the College World Series. They concluded the 2002 campaign with 52 victories, establishing a school record for wins in a season.



TWO-TIME ACC COACH OF THE YEAR

COACH OF THE YEAR AWARDS

2005 ACC Coach of the Year
2000 ACC Coach of the Year
1997 National Coach of the Year
(Sporting News)
1997 ACC Coach of the Year
1994 ABCA District III Coach of the Year
1993 MAC Coach of the Year
1992 MAC Coach of the Year

HALL OF FAME HONORS

2007 Inducted into Miami Cradle of Coaches Association
2005 Inducted into Kent State Athletic Hall of Fame
1998 Inducted into Miami (Ohio) Athletic Hall of Fame

ORGANIZATIONS

2003-2004 President of the ABCA
2002-2003 Second Vice President of the ABCA
1993-2001 Division I Coaches Chairman of the ABCA



HALL'S CAREER BREAKDOWN

Year	School	W-L-T	Pct.	W-L-T	Pct.	Place	Postseason
1978	Miami (Ohio)	35-14-0	.714	10-6-0	.625	4th	
1979	Miami (Ohio)	34-12-0	.650	13-3-0	.813	1st	MAC Champions
(Graduate Assistant Coach, Miami (Ohio), Two years, 69-26, .726)							
1980	Michigan	36-18-1	.664	14-2-0	.875	1st	Big 10 Champions, NCAA Mideast Champions, College World Series
1981	Michigan	41-20-0	.672	10-4-0	.714	*1st	Big 10 Champions, NCAA Mideast Champions, College World Series
1982	Michigan	44-10-0	.815	13-3-0	.813	*1st	Third in Big 10 Tournament
1983	Michigan	50-9-0	.847	13-2-0	.867	*1st	Big 10 Champions, NCAA Mideast Champions, College World Series
1984	Michigan	43-20-0	.683	11-5-0	.688	*1st	Big 10 Champions, NCAA Mideast Champions, College World Series
1985	Michigan	55-10-0	.846	14-2-0	.875	*1st	Third in Big 10 Tournament, NCAA Regional
1986	Michigan	47-12-0	.797	13-3-0	.813	*1st	Big 10 Tournament Champions, NCAA Regional
1987	Michigan	52-12-0	.813	13-3-0	.813	*1st	Big 10 Tournament Champions, NCAA Regional
(Assistant Coach, Michigan, Eight years, 368-111-1, .768)							
1988	Kent State	27-25-0	.519	14-18-0	.438	6th	
1989	Kent State	26-24-0	.520	10-17-0	.370	8th	
1990	Kent State	35-18-0	.660	17-10-0	.629	3rd	
1991	Kent State	34-22-0	.607	19-11-0	.633	2nd	
1992	Kent State	45-13-0	.776	24-7-0	.774	1st	MAC Champions, NCAA South II Regional
1993	Kent State	41-15-0	.732	22-10-0	.688	1st	MAC Co-Champions, NCAA South Regional
(Head Coach, Kent State, Six years, 208-117, .640)							
1994	Georgia Tech	50-17-0	.746	16-8-0	.667	t2nd	NCAA Midwest I Champions, College World Series Runner-up
1995	Georgia Tech	38-22-0	.633	16-8-0	.667	3rd	NCAA Mideast Regional
1996	Georgia Tech	40-24-0	.625	13-11-0	.542	t3rd	NCAA South II Regional Runner-up
1997	Georgia Tech	46-15-0	.752	19-4-0	.826	1st	ACC Regular Season champs, NCAA Mideast Regional
1998	Georgia Tech	41-22-0	.651	14-9-0	.609	2nd	NCAA Midwest Regional Runner-up
1999	Georgia Tech	38-20-0	.655	12-12-0	.500	5th	
2000	Georgia Tech	50-16-0	.758	18-6-0	.750	1st	ACC Regular Season & Tournament Champions, NCAA Super Regional
2001	Georgia Tech	41-20-0	.672	13-11-0	.542	4th	NCAA Athens Regional
2002	Georgia Tech	52-16-0	.765	14-9-0	.609	5th	NCAA Atlanta Regional & Super Regional Champ, College World Series
2003	Georgia Tech	44-18-0	.710	17-7-0	.708	2nd	ACC Tournament Champions, NCAA Atlanta Regional
2004	Georgia Tech	44-21-0	.677	18-5-0	.783	1st	ACC Regular Season Champions, NCAA Super Regional
2005	Georgia Tech	45-19-0	.703	22-8-0	.733	1st	ACC Regular Season & Tournament Champions, NCAA Atlanta Regional Champions, NCAA Atlanta Super Regional
2006	Georgia Tech	50-18-0	.735	19-11-0	.633	*3rd	NCAA Atlanta Regional & Super Regional Champ, College World Series
2007	Georgia Tech	32-25-0	.561	15-14-0	.517	*4th	
2008	Georgia Tech	41-21-0	.661	16-14-0	.533	*3rd	NCAA Athens Regional Runner-up
2009	Georgia Tech	38-19-1	.664	17-10-1	.625	*2nd	NCAA Atlanta Regional Runner-up
2010	Georgia Tech	47-15-0	.758	21-9-0	.700	*2nd	NCAA Atlanta Regional Runner-up
2011	Georgia Tech	42-21-0	.667	22-8-0	.733	*1st	ACC Regular Season Co-Champ; NCAA Atlanta Regional Runner-Up
2012	Georgia Tech	38-26-0	.594	12-18-0	.400	*4th	ACC Tournament Champions; NCAA Gainesville Regional Runner-Up
2013	Georgia Tech	37-27-0	.578	15-15-0	.500	*4th	NCAA Nashville Regional Runner-Up
2014	Georgia Tech	37-27-0	.578	14-16-0	.467	*5th	ACC Tournament Champions; NCAA Oxford Regional
(Head Coach, Georgia Tech, 21 years, 891-429-1, .675; 343-213-1, .617 in ACC)							
(Overall Record as a Head Coach, 28 years: 1,099-519-1, .668)							

*Denotes Eastern Division Finish

*Denotes Coastal Division Finish

Hall led Georgia Tech to its sixth ACC championship, and second in four years under his direction, with an improbable run to the title in 2003. An early-round loss, combined with weather issues, forced Tech to play a triple-header on the final day of competition, with Hall guiding the Yellow Jackets to a 10-6 win over North Carolina, a 10-7 win over Florida State and a 6-5, 10-inning victory over NC State to claim the title in the first triple-header sweep in league history.

In 2004, the Yellow Jackets captured their third ACC regular-season title under Hall while the team made its fifth-straight NCAA appearance, and 10th since Hall's arrival on the Flats. Tech hosted a regional for the fourth time in five years, and advanced to a super regional for the third time since 2000. From 2004-05, Hall directed Tech to an ACC-record 25-straight conference wins, and the Yellow Jacket skipper was awarded with his third ACC Coach of the Year award after guiding Tech to the 2005 ACC regular season and tournament titles.

Georgia Tech, which earned a top-eight national seed in the NCAA Tournament for the fourth-consecutive year, made its third-straight NCAA Super Regional appearance the following season and advanced to its third College World Series since Hall's arrival. Hosting an NCAA Regional for the fifth-straight year, Tech swept through the Regional and Super Regional with a perfect 5-0 record before ending the 2006 season in Omaha with a 50-10 overall record.

With a squad that was among the youngest nationally in 2011, Tech tied a school record with 22 ACC wins and claimed the ACC regular season title. The following year, 2012, may go down as one of Hall's best coaching jobs. A team that was battered with injuries, especially in the bullpen, snuck into the ACC Tournament on the final day of the regular season and got hot at just the right time. Tech rolled through Greensboro an undefeated 4-0, becoming the first No. 8-seed in conference history to win the title

Georgia Tech Official Bating Order

TEAM MINNESOTA DATE #1

COACH _____

NO.	STARTER NAME	POS.	SUBSTITUTES (NO.)
	GARCIA-PARRA	6	A
	SORROW	DH	A
	VARITEK	2	A
	PAYTON	8	A
	Hewisley	5	A
	SAIER	9	A
	BYERS	3	A
	SMITH	7	A
	MCINTYRE	4	A
	RIGBY	1	A

DANNY HALL's first Georgia Tech lineup card was filled out on Feb. 11, 1994 versus Minnesota. Brad Rigby pitched Tech to a 3-1 victory, and Jason Varitek hit a home run. That season culminated in the Yellow Jackets' runner-up finish in the College World Series.

and the first to defeat a No. 1-seed (Florida State) in tournament play. The Jackets hit .329 as a team and out-scored the opposition 35-15.

Tech's 8-5 win over Miami in the 2012 ACC title game was Hall's fourth win in five ACC championship game appearances.

The Jackets bashed their way out of the gate in 2013, opening the season 14-2 with staggering offensive numbers. Tech set a school record by scoring double-digit runs in nine straight games and 14 of the first 21. Paced with home-run power from eventual All-Americans Daniel Palka and Zane Evans, Tech finished the season leading the ACC with 58 home runs and was second in both batting average (.304) and slugging percentage.

The Jackets won series over No. 2 North Carolina and No. 5 Virginia during the regular season, beat No. 7 Florida State in the ACC Tournament and knocked off No. 2 Vanderbilt, 5-0, during the NCAA Nashville Regional - the 18th NCAA trip in Hall's 20 seasons at Tech.

Tech was one of the nation's youngest teams in 2014, starting as many as six true freshman position players. Yet Hall was able to mold the group into champions as the Yellow Jackets, the ACC's ninth seed, made a remarkable run through Greensboro and captured the program's ninth title.

The team did its damage with pitching and defense, shaving nearly a full run off its ERA from 2013 and setting the school record for fielding percentage (.974) while leading the nation in double plays (77).

Tech reached the NCAA Regional for the 19th time under Hall, following a regular season that included series wins over then-No. 1 Florida State, No. 22 Miami, No. 13 North Carolina, Georgia, Duke and Virginia Tech.

.....

From a pair of conference titles and NCAA Regional appearances as a player, through six Big Ten championships and four College World Series teams as an

HEAD COACH DANNY HALL #17



THE DANNY HALL FILE

Full Name: Danny Jarrell Hall III

Born: November 27, 1954

Education: Bachelor's degree from Miami (Ohio) 1977; Master of administration degree from Miami (Ohio), 1979

Playing Experience: Four-year letterwinner at Miami (1974-77); All-Mid-American Conference (1976-77); Team Co-Captain (1976-77); Led Miami to NCAA Regional Tournaments in 1974, 1977; 12th-round draft choice (287th pick) by Oakland Athletics (1973)

Coaching Experience: Graduate Assistant Coach at Miami (Ohio), 1977-79; Assistant Coach at Michigan, 1980-87; Head Coach at Kent State, 1987-93; Head Coach at Georgia Tech, 1994-Present

MOST ALL ACC-SELECTIONS SINCE 1994

Hall's first year at Georgia Tech

Team	First Team	Second Team	Third Team#	Total
Florida State	61	50	2	113
GEORGIA TECH	47	52	1	100
Clemson	37	44	3	84
North Carolina	36	41	1	78
NC State	34	29	1	64
Virginia	31	27	3	61
Wake Forest	22	20	0	42
Miami*	18	17	3	38

* Miami joined ACC in 2005 # Third Team was added in 2014

TECH MONTH-BY-MONTH UNDER HALL

Year	Jan./Feb.	Mar.	Apr.	May/June	Final
1994	6-2	15-2	13-6	16-7	50-17
1995	7-3	11-6	13-6	7-7	38-22
1996	4-6	15-3	11-8	10-7	40-24
1997	9-0	18-2	9-8	10-5	46-15
1998	8-4	13-5	11-8	9-5	41-22
1999	8-4	15-2	8-9	7-5	38-20
2000	8-3	13-5	16-3	13-5	50-16
2001	10-1	12-6	11-7	8-6	41-20
2002	8-1	14-3	14-5	16-7	52-16
2003	7-0	14-5	11-6	12-7	44-18
2004	6-3	10-8	9-6	19-4	44-21
2005	7-2	14-3	10-7	14-7	45-19
2006	10-0	12-4	11-8	17-6	50-18
2007	6-5	12-6	9-6	5-8	32-25
2008	5-1	17-4	9-8	10-8	41-21
2009	6-1	12-3	10-7-1	10-8	38-19-1
2010	7-1	15-2	13-5	12-7	47-15
2011	5-3	16-2	10-8	11-8	42-21
2012	7-2	11-8	8-9	12-7	38-26
2013	8-1	13-5	7-10	9-11	37-27
2014	5-4	10-9	11-6	11-8	37-27
Totals	147-47	282-93	224-146-1	238-143	891-429-1

HALL'S ACCOMPLISHMENTS AT GEORGIA TECH

- Has won a school-record 891 games at Georgia Tech
- Has won 68 percent of his games to rank as the winningest baseball coach in Georgia Tech history
- Led Georgia Tech to its only three College World Series appearances in school history (1994, 2002 and 2006)
- Led Georgia Tech to 19 NCAA Regional appearances in 21 years, including NCAA Super Regional appearances in 2000, 2002, 2004, 2004 and 2006
- Coached the Jackets to ACC regular season titles in 1997, 2000, 2004, 2005, 2011; ACC Tournament championships in 2000, 2003, 2005, 2012 and 2014
- 88 All-America selections by 32 different players
- 100 All-ACC honors
- 13 Academic All-Americans and nine additional All-District honorees
- 18 Freshman All-America honors
- 170+ student-athletes named to the ACC Academic Honor Roll (a 3.0 GPA or higher)
- No. 1 national ranking during the 1994, 2000, 2001, 2003, 2005, 2006 seasons
- No. 1 national ranked recruiting classes in 1999 and 2002
- School-record 52 wins in 2002
- Set Georgia Tech team record for batting in 2000 (.342) and again in 2001 (.347)
- Led or finished second in the ACC in batting or run production in 12 of the last 21 seasons

assistant coach, to two conference titles and a pair of NCAA Regionals as a head coach at Kent State, Hall was well-prepared for the task that faced him when he took over the reins at Georgia Tech in December 1993.

In his six years as the head coach at Kent State (1988-93), he guided the Golden Flashes to Mid-American Conference championships and bids to the NCAA Regionals in each of his last two seasons, compiling an 86-28 record during that time.

He forged a 208-117 (.640) record in his six years at Kent State, twice winning Mid-American Conference Coach of the Year honors. He also won more games than any other MAC school from 1989-93. He had 18 Kent State players drafted by major league organizations.

Before his first head-coaching position, Hall served as an assistant coach at the University of Michigan, where the Wolverines won the Big Ten six times, participated in seven NCAA Regionals and four College World Series. During his tenure, Hall coached future major leaguers Jim Abbott, Scott Kamieniecki, Barry Larkin, Hal Morris, Chris Sabo and Gary Wayne.

Larkin was inducted into the Major League Baseball Hall of Fame in 2012, becoming the first of what could be many of Danny Hall's former players to be enshrined.

• • • • •

A former president of the American Baseball Coaches Association, Hall now sits on its Board of Directors and is directly responsible for future elected officers within the ABCA as a member of its Nominations Committee. Hall is also a contributing writer on baserunning techniques in *Baseball Strategies*, a book produced by the ABCA in 2002.

Hall was selected to the Miami (Ohio) Athletics Hall of Fame in 1998 and the Kent State Athletics Hall of Fame in 2005 and was inducted into the Miami Cradle of Coaches in 2007.

He is married to the former Kara Zufall and has three sons, Danny III, Carter and Colin.



ASSISTANT COACH BRYAN PRINCE #18

EIGHTH YEAR AT TECH // RECRUITING COORDINATOR // ALMA MATER GEORGIA TECH '05 // HIRED AT TECH JULY 3, 2007



Bryan Prince is in his eighth year on the Flats as an assistant baseball coach, having played for head coach Danny Hall from 1998-2001 and then beginning his coaching career as Tech's volunteer assistant in 2006.

A two-time semifinalist for the prestigious Johnny Bench Award, two-time All-Atlantic Coast Conference catcher at Georgia Tech from 1998-2001 and a Georgia Tech Hall of Fame inductee in 2014, Prince works with the Yellow Jackets' hitters and catchers.

Prince also serves as the recruiting coordinator for the Jackets, having locked up five classes that ranked among the top 35 in the nation, including a 2011 class that ranked as high as sixth and Tech's 2014 freshman class that checked in No. 9. Several standouts have been drafted out of high school but chose to enroll at Tech.

While posting record-breaking offensive numbers under Prince's guidance, five Yellow Jackets have earned All-America honors, four have been named Freshman All-Americans and 17 players have been drafted.

In 2009 and 2010 -- his second and third seasons as hitting coach -- the Yellow Jackets bashed 233 home runs, a school-record 122 in 2010 (second-most nationally) and 111 in 2009 (third-most nationally).

Although offensive numbers dipped nationwide in 2011 with the adjustment to the new bats, Georgia Tech remained near the top of the ACC in offense and had three players finish in the ACC's top 10 in hitting -- Matt Skole (.348), Jake Davies (.347) and Kyle Wren (.340), while Jacob Esch was second in the league in doubles (23) and Daniel Palka belted the ACC's fourth-most home runs (12).

Tech's offense was again humming in 2012 as the Jackets led the ACC in home runs (53), finished third in hitting (.294), third in doubles (127) and fourth in RBI (379). It was a late-season offensive surge that propelled Tech to the ACC title, behind ACC Tournament MVP Jake Davies. The Jackets hit .329 as team during the four-game sweep in Greensboro, collected 46 hits, outscored the opposition 35-15 and belted seven home runs. Davies' 73 RBI for the season led the ACC and were fourth nationally, while Palka launched 12 homers for the second-straight year.

Tech's 2013 team bashed its way to a 14-2 mark over the first 16 games, setting a school record by scoring double-digit runs in nine consecutive games. The Jackets finished the season leading the ACC in home runs (58) and were second in batting average (.304) and slugging percentage (.455). All-ACC selections Evans, Kyle Wren (.360) and Daniel Palka (.342) were each ranked in the top 13 in hitting, while Palka's 17 homers led the league, Evans' 14 homers were second and Wren's 98 hits were second.

Last season, en route to another ACC title, Daniel Spingola led the league in both hits (82) and triples (8) and the Yellow Jackets' .276 average was third-best in the league. The team led the conference in triples (21) and was second in doubles (110). Spingola (.319) and Matt Gonzalez (.314) each finished among the ACC's top 20 in hitting.

A catcher in college, Prince also aided in the development of All-American catcher Zane Evans, who during his Freshman All-American season in 2011, became the first freshman catcher at Tech to serve as the everyday starter since Jason Varitek in 1991. As a junior, Evans hit a team-best .361, tied for the team lead with 66 RBI and with 14 home runs, he finished three homers shy of winning the team's Triple Crown. Evans was selected one of three national finalists for the Johnny Bench Award.

In 2014, Tech catchers led the ACC in caught-stealing percentage (40.3) and freshman Arden Pabst finished second in the ACC in caught stealings (16) and percentage (41.0).

He was also responsible for the development of catcher Jason Haniger, who spent his first two years playing behind All-American Matt Wieters before having two outstanding seasons as a starter where he hit .318 with 45 extra-base hits.

.....

Prince returned to Georgia Tech in 2008 after spending one year as the assistant coach at Indiana. Under his tutelage, sophomore center fielder Andrew Means earned All-Big Ten honors while finishing third in the league in stolen bases (27-of-30) and sixth with a .369 batting average. Means led the Hoosiers in average, steals, slugging percentage (.467) and on base percentage (.397) and finished second on the team in both runs (32) and RBI (30).

THE BRYAN PRINCE FILE

Full Name: Bryan Nathan Prince

Born: November 4, 1978

Education: Bachelor's degree in management from Georgia Tech, 2005.

Playing Experience: Four-year letterwinner as a catcher at Georgia Tech (1998-2001); All-Atlantic Coast Conference first team (2000-01); Team Co-Captain (2000); Led Georgia Tech to NCAA Regional Tournaments in 1998, 2000, 2001; 10th-round draft choice by Cincinnati Reds (2001); Cincinnati Reds minor leaguer (2001-04).

Coaching Experience: Volunteer Assistant Coach at Georgia Tech, 2006; Assistant Coach at Indiana, 2007; Assistant Coach at Georgia Tech, 2008-Present.

Prior to his appointment at Indiana, Prince spent one season as the Yellow Jackets' volunteer assistant coach, where he worked with Tech's hitters and catchers and helped guide the team to the third College World Series appearance in program history. The Yellow Jackets closed out the season ranked in the top-10 in the nation with a 50-18 final record while leading the ACC in runs scored, runs per game, doubles, home runs, RBI, slugging percentage and walks.

While at Tech, Prince worked with Wieters, who finished his sophomore season hitting .355 with team highs in home runs (15), RBI (71), hits (92), doubles (20) and on base percentage (.480).

Prince originally joined the Georgia Tech coaching staff after a four-year career in professional baseball, playing in the Cincinnati Reds organization.

.....

One of the most popular players in Yellow Jacket baseball history, Prince was a four-year letterwinner for head coach Danny Hall from 1998-2001. The Ft. Oglethorpe, Ga., native helped Georgia Tech win the 2000 ACC regular season and tournament championships as well as the NCAA Atlanta Regional Title.

A four-year starter behind the plate, Prince's name can be found throughout the Yellow Jackets' record book. He ranks seventh in school history in hits (278), fifth in RBI (216), eighth in at bats (788), ninth in doubles (53) and 16th in total bases (403). Prince ranks 17th in ACC history in career RBI.

Prince was a first-team All-ACC selection in 2000 and 2001, joining Jason Varitek as the only catchers in Georgia Tech history to earn first-team All-ACC honors in consecutive seasons. He was named MVP of the 2000 NCAA Atlanta Regional and elected as Tech's team MVP following that season. He was a semifinalist for the Johnny Bench Award as the nation's top catcher in both 2000 and 2001.

Prince posted a career batting average of .353, and still ranks among Tech's all-time top-20 in batting. He hit .387 with 77 RBI as a junior in 2000 and batted .349 with 63 RBI as a senior in 2001, helping the Yellow Jackets establish the two best team batting averages in school history (.347 in 2001; .342 in 2000).

A 10th-round selection of the Cincinnati Reds in the 2001 Major League Baseball Draft, Prince played with Class A Billings of the Pioneer League in the summer of 2001, where he was voted to the league's All-Star Game. He played with Class A Dayton in 2002 and was elected to the Midwest League All-Star Game. Prince played with Class A Potomac of the Carolina League in 2003 and 2004 before retiring from professional baseball.

Prince earned his degree in management from Georgia Tech in 2005. He is married to the former Tracy Carter, also a Georgia Tech graduate, and the couple resides in Atlanta.

ASSISTANT COACH JASON HOWELL #34

THIRD YEAR AT TECH // PITCHING COACH // ALMA MATER NORTH CAROLINA '02 // HIRED AT TECH JULY 18, 2012



Jason Howell was introduced on the Georgia Tech staff in July, 2012, joining the Yellow Jackets as the pitching coach following a successful five-year run in a similar position at UNC Wilmington.

The highly-regarded Howell, who played and coached at the University of North Carolina and was a four-year pitcher in the pros, developed one of the Colonial Athletic Association's leading staffs at UNCW. The Seahawks reached the NCAA Regionals in 2012 for the first time since 2008.

In his first season on the Flats, he guided senior Buck Farmer to first-team All-ACC honors as the senior righty went 9-5 with a 2.78 ERA. Farmer, who was second in the ACC with 122 strikeouts, was drafted in the fifth round by the Detroit Tigers. Howell also oversaw the development of freshman lefty Jonathan King, who worked his way from a reliever, to a midweek starter to a weekend starter over the course of the season. King finished with a 4.04 ERA and a 6-5 record. Sophomore Josh Hedding also made great strides under Howell's leadership and would record one of the greatest postseason pitching performances in Tech history with his complete-game, two-hit shutout of No. 2 Vanderbilt in the NCAA Nashville Regional.

Last season, the Yellow Jackets shaved one run off the ERA from the previous season, finishing with a 3.35 ERA -- Tech's lowest since 2011 and the second-lowest since 1993. Howell was forced to shuffle the rotation after early, season-ending injuries to weekend starters King and Cole Pitts. Yet redshirt junior lefty Devin Stanton flourished on the weekend (5-3, 2.24 ERA) and rookie Ben Parr emerged as a dominant midweek starter (5-4, 2.62).

Tech's strength was its bullpen in 2014 as sophomore Sam Clay (4-1, 1.26 ERA, 8 saves) and Dusty Isaacs (8-5, 1.92, 7) combined for 15 of Tech's school-record tying 18 saves and Clay tied a school record for fewest runs allowed in a season (eight). Isaacs was the MVP of the ACC Tournament.

In his first two seasons as Tech's pitching coach, five Yellow Jacket arms have been drafted, including 2014 fifth-rounder Buck Farmer, who made his MLB debut last season for Detroit.

.....

Before accepting the Georgia Tech position, Howell's UNC Wilmington pitching staff ranked 67th nationally (second in the CAA) in 2012, boasting a team ERA of 3.61 and shaving nearly two runs per game off its ERA from the previous season. Senior right-handed starter Tyler McSwain (3.18 ERA) and junior left-handed starter Mat Batts (3.04) keyed the staff's rise in 2012, and each were All-CAA performers. McSwain, a first-team pick, broke the CAA's all-time record for wins in conference play with 17. Four key relievers posted ERAs of less than 3.00.

In 2010, under the direction of Howell, UNCW returned to the top of the CAA, leading the 11-team circuit in ERA (4.58), strikeouts (479) and opponent's batting average (.265). The Seahawks ranked 42nd nationally in ERA and were ninth in hits allowed per game, allowing nine per nine innings.

Cameron Roth, who would be drafted by the Baltimore Orioles, finished fifth in the conference with a 2.98 ERA while McSwain was ninth with a 4.02 mark. Joining Roth as draft selections were Stephen Harrold (12th round, San Francisco) and Seth Frankoff (27th round, Oakland).

In his first season at UNCW, Howell made an immediate impact on the staff. Brad Holt and Jeff Hatcher earned first team All-CAA honors while Harrold and Roth were named All-Americans in addition to their CAA All-Freshman honors. UNCW topped the CAA in earned run average. In conference play, Seahawk pitchers compiled a league-leading 3.84 ERA and held opponents to a league-best .255 batting average. Holt, who also earned three All-America honors, was the 33rd pick overall in the Major League Baseball draft after leading the conference with 11 wins and ranking second with a 3.18 ERA.

THE JASON HOWELL FILE

Full Name: Jason Alan Howell

Born: May 25, 1979

Education: Bachelor's degree from North Carolina, 2002; Master's degree from North Carolina, 2008.

Playing Experience: Three-year letterwinner at Appalachian State; One-year letterwinner at North Carolina (2001); Second Team All-ACC (2001), UNC team MVP (2001); Played four seasons in Red Sox farm system.

Coaching Experience: Assistant Coach at North Carolina, 2006-07; Assistant Coach at UNC Wilmington, 2008-12; Assistant Coach at Georgia Tech, 2013-present.

.....

Prior to working at UNCW, Howell played and coached at North Carolina, and also played professionally for four years.

A native of Millers Creek, N.C., Howell went to UNCW following two seasons as an assistant coach at North Carolina, his alma mater. He coached first base while working with the pitching staff under the direction of assistant coach Scott Forbes.

The Tar Heels reached the championship series of the NCAA College World Series in 2006 and 2007 - both of Howell's years in Chapel Hill. The 2007 staff fashioned a 3.52 earned run average, ranking 12th nationally, and featured draft picks Luke Putkonen (3rd round, Detroit), Andrew Carignan (5th round, Oakland) and Robert Woodard (20th round, San Diego). In 2006, major league draft selections, Andrew Miller (1st round, Detroit), Daniel Bard (1st round, Boston) and national ERA leader Jonathan Hovis (FA, New York Yankees) led the Tar Heels into the finals.

Howell began his coaching career as a pitching coach for the Southern Ohio Copperheads of the Great Lakes League, a summer collegiate league, in 2005.

.....

He played three seasons at Appalachian State before concluding his collegiate career at UNC, where he earned a bachelor's degree in 2002. He also graduated from UNC in 2008 with a master's degree.

In 2001, he earned second team All-ACC honors after both pitching and playing in the field for the Tar Heels. On the mound, Howell went 6-2 with four saves and was also second on the team with a .350 batting average with 13 doubles and 29 runs batted in. For his efforts, Howell earned the S.H. Basnight Award as the Tar Heels' Most Valuable Pitcher.

Prior to joining the UNC coaching staff, Howell was a member of the Boston Red Sox farm system for four seasons before retiring from professional baseball in 2005. He compiled a 28-14 mark, collected 23 saves and recorded a 3.86 ERA with the Red Sox. In 2002, he paced Boston's minor league circuit with 17 saves for Augusta and later topped the organization in 2003 when he made 48 appearances for Sarasota of the Florida State League.

Howell married the former Meredith White on Nov. 14, 2009. The couple has two young daughters, Lena and Lillian.

TONY PLAGMAN #19



Position: Volunteer Assistant Coach
Full Name: Anthony R. Plagman
Born: April 14, 1987
Education: Bachelor's degree from Georgia Tech in 2010.
Playing Experience: Four-year letterwinner as an outfielder at Georgia Tech, 2007-10; 9th round draft pick by Detroit Tigers ('10); Played three seasons in the minors for the Tigers.
Coaching Experience: Volunteer assistant coach at Georgia Tech, 2014-Present.
Joined Tech's Staff: October 8, 2013

Former Yellow Jacket All-American Tony Plagman is in his second season as the volunteer assistant coach in 2015.

Tech's former first baseman returned to the Flats after three seasons in the minors with the Detroit Tigers organization, eventually retiring following the 2012 season with the Double-A Erie Seawolves in the Eastern League.

He works primarily with the outfielders and assists assistant coach Bryan Prince with the hitters. In 2014, Tech outfielders tied for the NCAA lead with 23 outfield assists as a team, led by nine from Matt Gonzalez and seven from Ryan Peurifoy. Gonzalez's nine tied the Tech school record and were fourth-most in the NCAA.

Plagman was a four-year starter for the Yellow Jackets from 2007-10, starting 223 games in his college career and hitting .329 with 56 doubles, 55 homers and 219 RBI. He ranks sixth at Tech in career RBI, third in homers and seventh in doubles. He was drafted in the ninth round by the Tigers following the 2010 season.

Tech won 158 games over his four years, reached the NCAA Regional three times and finished fourth or better in the ACC in each season. Plagman was a four-time Academic All-ACC pick, twice named to the All-ACC Team and was third-team All-American in 2010.

As a minor leaguer, Plagman played 312 games over three seasons and hit .250 with 79 doubles, 36 home runs and 188 RBI. His best season came in 2011 with the Lakeland Flying Tigers in the Florida State League (A-Advanced), where he hit .257 with 18 homers, 97 RBI and slugged .435.

An Atlanta native, Plagman grew up in Alpharetta and attended the Wesleyan School.

NICK SCHERER



Position: Director of Baseball Operations
Full Name: Nicholas Edward Scherer
Born: December 15, 1984
Education: Bachelor's degree in management from Georgia Tech, 2007
Playing Experience: Three-year letterwinner as a catcher at Georgia Tech, 2004-07; Played on Tech's 2006 College World Series team.
Coaching Experience: Assistant Coach of the East Cobb Yankees, 2006-08; Director of Baseball Operations at Georgia Tech, 2008-present.
Joined Tech's Staff: December 21, 2007

Nick Scherer is in his eighth year as the director of baseball operations for the Georgia Tech program after playing four years for the Yellow Jackets and head coach Danny Hall from 2004-07.

In his current role, Scherer is responsible for coordinating the Yellow Jackets' travel plans, equipment management and clubhouse operations in addition to assisting in alumni relations and marketing for the Georgia Tech baseball team. Scherer also serves as the director of Danny Hall Baseball Camps.

A catcher that provided depth behind the plate during his tenure, Scherer was a leader in the locker room and served as the primary catcher for Tech starter Eddie Burns in 2007. Scherer played in 47 games from 2005-07 after receiving a redshirt in 2004.

He was a product of the highly-touted East Cobb Baseball program and a member of the East Cobb Yankees summer team that captured the Connie Mack World Series titles in 2001 and 2003.

Scherer serves as an assistant coach for the East Cobb Yankees and helped lead the team to a runner-up finish in 2007 and a Championship in the 2008 Connie Mack World Series. He worked with the Yankees' hitters and catchers and also served as the catching coach for the East Cobb Stallions' 12-13 team in 2007.

Scherer is a native of Roswell, Ga., and graduated from Georgia Tech with a degree in management in December 2007.

He is married to the former Lauren Neylan. The two reside in Marietta, Ga.



MIKE NICKEAS
Undergraduate Assistant Coach



MIKE DeGEORGE
Communications & Public Relations



JESSE BLAIR
Ticket Operations



CHERYL LAFOY
Event Operations



CHRISTIE HUGHES
Event Operations



TRUDY WHEELER
Academics




TIM SEIL
Academics



PAUL WOLKOFF
Athletic Trainer



DR. FRANK PICKENS
Team Physician
25th Year



DR. GARY M. LOURIE
Head Orthopedic Doctor
23rd Year

BASEBALL STAFF

STEVE TAMBORRA



In his 16th year as an assistant player development coach at Georgia Tech, Steve Tamborra oversees the highly-touted strength and conditioning program for the Georgia Tech baseball team.

Since his arrival, Tamborra has been responsible for the development and implementation of strength training regimes of many student-athletes that have gone on to play professional baseball, with several of those athletes returning to Georgia Tech during their off-season to continue training with him.

Tamborra is a Certified Strength and Conditioning Coach by the Collegiate Strength and Conditioning Coaches Association, and the National Strength and Conditioning Association, TPI Certified Fitness Professional Level 2 by Titleist Performance Institute, a CrossFit Level 1 Trainer Certificate, and a Certified Club Coach by USA Weightlifting. He has written one book, *Complete Conditioning for Baseball*, which was published in late 2007.

In 2013, Tamborra was named a Master Strength and Conditioning Coach (MSCC) by the Collegiate Strength and Conditioning Coaches association (CSCCa). This honor is the highest given in the strength and conditioning profession.

Tamborra joined the Tech staff in November 1999, after five years in a similar capacity at Florida State where he worked with the baseball, softball and football teams from 1995-99.

He earned a bachelor of science in nutrition and fitness from Florida State in 1994 and a Master of Science in Athletic Administration from Florida State in 1996.

Tamborra is married to the former Stacy Venable, a pitcher for the Florida State softball team from 1997-99. They have a daughter, Malayna, and twins, Austin and Payton.

WALTER SMITH



One of the veterans in the Georgia Tech Athletic Association is Walter Smith, who is the Yellow Jackets' baseball equipment manager. He enters his 30th season of service to Georgia Tech in 2015.

Smith originally joined the Tech sports medicine staff in 1985 and has seen over 1,000 Tech baseball victories, eight of the Yellow Jackets' ACC championships, 27 NCAA regional appearances and all three College World Series trips.

In recognition to his service and dedication to the Georgia Tech baseball program, the original athletic training room at Russ Chandler Stadium was named in his honor in February 2003. Money for the naming was donated by the many former student-athletes that Smith has cared for in his previous years on the Flats.

He was formerly a respiratory therapist at Grady Memorial Hospital, a position he held from 1972-96. He came to Tech after serving as head athletic trainer from 1972-84 at Morris Brown College in Atlanta, and assistant trainer for the Atlanta Falcons from 1984-85.

A native of Atlanta, Ga., Smith received a bachelor's degree in physical education from Morris Brown in 1972, and a certificate in respiratory therapy in 1973. He is a member of the National Athletic Trainers Association, the Southeastern Athletic Trainers Association and the Georgia Athletic Trainers Association.

Smith and his wife Barbara have two children, Gabriel and Tamika.

RUSS CHANDLER STADIUM

2008 & 2014 Sports Turf Managers Association Field of the Year

GEORGIA TECH FIELD STAFF

Jon DeWitt (sports turf manager)


Chris May (baseball manager)

Brandon Thrower

Matt Layne

Matthew LaFoy

Ben Warner



Russ Chandler Stadium remains the only facility in the Atlantic Coast Conference to earn the accolade and joins the University of Nebraska's Haymarket Park as the only repeat college baseball winners since the award was established in 1988.

ATHLETIC DIRECTOR MIKE BOBINSKI

THIRD YEAR AT TECH // ALMA MATER NOTRE DAME '79 // HIRED AT TECH JANUARY 16, 2013



Mike Bobinski, who has successfully directed athletic departments at Akron and Xavier for a combined 20 years and has worked as a collegiate athletics administrator for more than 30 years, was named Director of Athletics at the Georgia Institute of Technology on Jan. 16, 2013.

Bobinski oversees an athletic department that includes 17 NCAA Division I varsity sports and is rich with athletic tradition and success.


Just the eighth Georgia Tech director of athletics over the past 110 years, Bobinski joins the likes of John Heisman, William Alexander, Bobby Dodd and Homer Rice who have served in the role previously.

Bobinski, whose tenure officially began April 1, 2013, served as chair of the NCAA Division I Men's Basketball Committee for the 2012-13 season. That successful role concluded with the 2013 Final Four, which coincidentally was held in Atlanta.

Bobinski came to Georgia Tech after serving 12 years as director of athletics at Cincinnati's Xavier University, where he also served as associate vice president. He was hired as the Musketeers' director of athletics in 1998 and remained in the role until 2004, when he was named associate vice president for development and oversaw all of the university's fundraising efforts, including major gifts, grant services and annual and planned giving. He returned as athletic director in 2006.

At Xavier, Bobinski headed an athletic program that strived to excel in the classroom as well as on the playing fields and courts. In 2012, Xavier ranked 11th nationally in Division I Graduation Success Rates at 97 percent. In June of 2012, the National Association of Collegiate Directors of Athletics named Bobinski the Under Armour Division I Northeast Athletic Director of the Year.

During his tenure, nine Xavier teams earned 40 team or individual spots in NCAA championship competition. That includes men's basketball, which reached at least the NCAA Tournament Sweet 16 in four of the last six years. In the same time span, 25 Xavier teams captured Atlantic 10 Conference championships.



In men's basketball, Xavier averaged 25 wins over Bobinski's 12 years. The Musketeers advanced to the Elite Eight in 2004 and 2008. In addition, men's basketball extended its streak to 88 straight seniors that graduated. Women's basketball made runs to the NCAA Elite Eight in 2001 and again in 2010 and in 2011 achieved its highest national ranking in program history at No. 4.

In 2009, Bobinski hired Chris Mack as men's basketball head coach. He also hired Thad Matta as head men's basketball coach in 2001 and Sean Miller as Xavier's first associate head coach. Matta is now head coach at Ohio State and Miller has since taken over as head coach at Arizona. Bobinski also hired former women's basketball coach Kevin McGuff, who spent nine years at Xavier. He also oversaw the opening of The Cintas Center.

Prior to joining Xavier, Bobinski served as the University of Akron's athletic director from 1994 to 1998. From 1989 to 1994, he was the associate director of athletics at the U.S. Naval Academy. Prior to that, Bobinski served as the associate and assistant business manager at the University of Notre Dame from 1984 to 1989.

As a licensed certified public accountant, he first went into accounting with Deloitte, Haskins and Sell and Arthur Young & Company from 1979-82. He also worked for the Walt Disney Company in Orlando from 1982-84 before moving into college athletics at UND in 1984.

Bobinski was hired at Georgia Tech following a three-month, nationwide search. A seven-member committee led by Stephen P. Zelnak Jr. advised Peterson and identified candidates. Bobinski took over for Dan Radakovich, who resigned in November (2012).

A native of Yaphank on Long Island, N.Y., Bobinski received his bachelor of business administration from Notre Dame in 1979, graduating magna cum laude, while playing four years for the Fighting Irish baseball team.

Bobinski has two children, Melissa, a 2009 Xavier graduate, and Brian, a 2012 Ohio State graduate.



RYAN BAMFORD

Sr. Associate Athletic Director/
Baseball Administrator



BRETT DANIELS

Deputy Athletic Director



REGINALD DesROCHES

Faculty Athletics Representative

PRESIDENT G.P. "BUD" PETERSON

SIXTH YEAR AT TECH // ALMA MATER KANSAS STATE '75 // HIRED AT TECH APRIL 1, 2009



G. P. "Bud" Peterson was appointed as the 11th president of Georgia Tech on April 1, 2009. Prior to his appointment, he served as chancellor at the University of Colorado at Boulder (2006-2009), provost at Rensselaer Polytechnic Institute in Troy, New York (2000-2006), and program director at the National Science Foundation for the Thermal Transport and Thermal Processing Program (1993-1994). He has held various positions at Texas A&M University, beginning in 1981 as an assistant professor of engineering technology and Halliburton Professor of Mechanical Engineering (1990), the College of Engineering's Tenneco Professor, head of the Department of Mechanical Engineering (1993-1996), executive associate dean of engineering (1996-2000), and associate vice chancellor for engineering for the Texas A&M University System (1996-2000). Prior to his service at Texas A&M, he was a visiting research scientist at NASA-Johnson Space Center in Houston, Texas (1981-1982), associate professor and head of the General Engineering Technology Department at Kansas Technical Institute in Salina, Kan. (1979-1981), and taught mathematics, physics and chemistry at Shawnee Mission South High School in Overland Park, Kan. (1978-1979), and Wabaunsee County High School in Alma, Kan. (1977-1978).

Throughout his career, Peterson has played an active role in helping to establish the national education and research agendas, serving on numerous industry, government, and academic task forces and committees. He has served as a member of a number of congressional task forces, research councils, and advisory boards, including the Office of Naval Research (ONR), the National Aeronautics and Space Administration (NASA), the Department of Energy (DOE), the National Research Council (NRC), and the National Academy of Engineering (NAE). In addition, he has served as a member of the Board of Directors and vice president for education for the American Institute of Aeronautics and Astronautics (AIAA) and is currently serving as a member of the National Science Board (NSB), co-chair of the Government Relations Committee of the Association of Public and Land-grant Universities (APLU), as a member of the U.S. Council on Competitiveness, and was recently appointed by Secretary Gary Locke as a member of the National Advisory Council on Innovation and Entrepreneurship (NACIE).

As chancellor of the University of Colorado, Peterson led the development of a new university wide strategic plan, Flagship 2030, which defined a vision for the university for the next 20 years. In his nearly three years as chancellor, freshman applications

increased by 35 percent, the number of under-represented minorities in the freshmen class increased by 38 percent, sponsored research increased by more than 18 percent, and private philanthropy for the university increased by nearly 80 percent.

As provost at Rensselaer, he played a key role in the institutional transformation and the dramatic improvement in the quality, size, and diversity of the faculty – overseeing the hiring of nearly 40 percent of the faculty, increasing the total number of tenured and tenure-track faculty by 20 percent, and improving the diversity of the tenured/tenure-track faculty by more than doubling the number of under-represented minorities and increasing the number of women by 40 percent. In addition, during his tenure as provost, the quality, size, and diversity of the student body increased, with the number of full-time PhD students increasing by 25 percent.

Peterson's research interests have focused on the fundamental aspects of phase change heat transfer, including the heat transfer in reduced gravity environments, boiling from enhanced surfaces, and some of the earliest work in the area of flow and phase change heat transfer in microchannels. Early investigations focused on applications involving the thermal control of manned and unmanned spacecraft and progressed through applications of phase change heat transfer to the thermal control of electronic components and devices. More recently, investigations have included fundamental applications of phase change heat transfer to the field of biotechnology, including the insitu treatment of cancerous tissue using hypo and hyperthermia to arrest epileptic seizures through the rapid cooling of localized brain tissue, which required highly efficient heat dissipation devices capable of dissipating thermal energy to surrounding tissue.

A Fellow of both the American Society of Mechanical Engineers and the American Institute of Aeronautics and Astronautics, Peterson is the author or co-author of 14 books or book chapters, 180 refereed journal articles, more than 150 conference publications, and holds eight patents with two others pending. He is a member of several professional organizations and the recipient of numerous national and international honors and awards for both teaching and research.

Photo above is President Peterson presenting 2011 Tech graduate and current Major Leaguer Charlie Blackmon with his diploma



YEAR IN REVIEW



2014 SEASON RECAP

Honors & Awards

ALL-ATLANTIC COAST CONFERENCE

Thomas Smith, 1B2nd Team
Daniel Spingola, OF2nd Team
Matt Gonzalez, OF2nd Team
Mott Hyde, 2B3rd Team

ACADEMIC ALL-ACC BASEBALL TEAM

Ben Parr, P
Daniel Spingola, OF
Devin Stanton, P

ACC HONOR ROLL

Sam Clay, Mitch Earnest, Matthew Gorst,
Mott Hyde, Keenan Innis, Jared Jillson,
Jonathan King, Arden Pabst, Ben Parr,
Cole Pitts, Ben Schniederjans,
Daniel Spingola, Devin Stanton,
Joe Wiseman, Grant Wruble

ACC ALL-TOURNAMENT TEAM

Mott Hyde, 2B
Daniel Spingola, OF
Dusty Isaacs, P (Most Valuable Player)

NCAA OXFORD REGION

ALL-TOURNAMENT TEAM

Ryan Peurifoy, OF

ACC PLAYER OF THE WEEK

Connot Justus, SS Apr 21

2014 MLB DRAFT

Rd (##)	Player, Pos	Team
4 (110)	Sam Clay, LHP	MIN
14 (430)	Josh Hedding, RHP	DET
18 (534)	Dusty Isaacs, RHP	TOR
18 (541)	Matthew Grimes, RHP	BAL
24 (709)	Daniel Spingola	CHI-N
26 (766)	Mott Hyde, 2B	HOU



Overall: 37-27 • ACC: 14-16

5th-place; Coastal

ACC Tournament Champions

9th ACC title

NCAA Oxford Regional

28th NCAA trip in 30 years

30th all-time NCAA appearance

ACC Standings

COASTAL DIVISION

School	Conf	Overall
1. Miami ^	24-6	44-19
2. Virginia ^%#	22-8	53-16
3. Duke	16-14	33-25
4. North Carolina ^	15-15	35-27
5. Georgia Tech *^	14-16	37-27
6. Pitt	11-19	22-30
7. Virginia Tech	9-21	21-31-1

ATLANTIC DIVISION

School	Conf	Overall
1. Florida State ^	21-9	43-17
2. Clemson ^	15-14	36-25
Maryland ^	15-14	40-23
4. Wake Forest	15-15	30-26
5. NC State	13-17	32-23
6. Boston College	10-20	22-33
7. Notre Dame	9-21	22-31

* ACC Champion ^ NCAA Regional

% NCAA Super Regional # College World Series

ACC Tournament Results

GREENSBORO, N.C.

#9 Georgia Tech d. #8 Wake Forest, 5-3

#9 Georgia Tech d. #1 Miami, 6-3

#4 Duke d. #9 Georgia Tech, 6-0

#9 Georgia Tech d. #5 Clemson, 3-0

#9 Georgia Tech d. #6 Maryland, 9-4

NCAA Results

OXFORD, MISS. REGIONAL

#2 Washington d. #3 Georgia Tech, 8-0

#3 Georgia Tech d. #4 Jacksonville State, 4-2

#2 Washington d. #3 Georgia Tech, 4-2

Game Highs

TEAM BATTING


At bats: 52 at North Carolina (Mar 22, 2014)
Runs scored: 13 (3 times)
Hits: 19 vs South Florida (May 17, 2014)
RBIs: 13 vs Miami (Mar 15, 2014)
13 vs Georgia Southern (Apr 08, 2014)
Doubles: 7 (3 times)
Triples: 2 vs Old Dominion (Feb 14, 2014)
2 vs Wake Forest (May 20, 2014)
Home runs: 2 (3 times)
Total bases: 33 vs UNC Greensboro (Feb 23, 2014)
Walks: 9 vs Bowling Green (Mar 02, 2014)
Strikeouts: 15 at NC State (Apr 25, 2014)
Sac hits: 3 (3 times)
Sac flies: 2 (4 times)
Stolen bases: 5 vs Wake Forest (Mar 09, 2014)
5 vs South Florida (May 15, 2014)
Hit by pitch: 5 vs Georgia Southern (Apr 08, 2014)
Caught stealing: 2 vs VCU (Feb 16, 2014)
2 vs Savannah State (Apr 09, 2014)
Runners LOB: 19 vs Virginia Tech (May 02, 2014)
Hit into DP: 3 vs Wake Forest (Mar 07, 2014)
3 vs Miami (Mar 14, 2014)

TEAM FIELDING

Putouts: 39 at North Carolina (Mar 22, 2014)
Assists: 22 at Maryland (Apr 20, 2014)
Errors: 5 vs Miami (Mar 14, 2014)
Passed balls: 2 vs Western Carolina (Mar 11, 2014)
2 at North Carolina (Mar 21, 2014)
DPs turned: 4 (3 times)

TEAM PITCHING

Innings pitched: 13.0 at North Carolina (Mar 22, 2014)
Runs allowed: 12 vs Wake Forest (Mar 08, 2014)
Earned runs: 11 vs Wake Forest (Mar 08, 2014)
Walks allowed: 9 vs South Florida (May 15, 2014)
Strikeouts: 16 at North Carolina (Mar 21, 2014)
Hits allowed: 18 vs Wake Forest (Mar 08, 2014)
Doubles allowed: 5 vs Wake Forest (Mar 08, 2014)
5 at Maryland (Apr 19, 2014)
Triples allowed: 1 (4 times)
Homers allowed: 3 vs Duke (May 22, 2014)
Wild pitches: 3 (3 times)
Hit batters: 3 (6 times) 11, 2014)



2014 GAME-BY-GAME RESULTS

Date	Opponent	W-L	Score	Att.	GT Pitcher	Opp. Pitcher	Record	Notes
2/14	Old Dominion #	W	6-5	1021	Isaacs (1-0)	Ali (0-1)	1-0	Tech scored twice in the 7th to rally for the win
2/15	Radford #	L	1-3	1123	Ryan (0-1)	Nelson (1-0)	1-1	The Jackets were limited to two hits
2/16	VCU #	L	3-5	1167	Hedding (0-1)	Blanchard (1-0)	1-2	Tech let early leads of 1-0 and 2-1 slip
2/19	at Georgia Southern	L	3-4	3213	Ryan (0-2)	Richman (2-0)	1-3	Southern scored four straight after Tech took 1-0 lead in 2nd
2/21	UNC Greensboro	W	7-3	995	King (1-0)	Clark (0-1)	2-3	King went five shutout innings, allowed just one hit
2/22	UNC Greensboro	W	7-0	1267	Isaacs (2-0)	Povse (0-1)	3-3	Tech broke open a 1-0 game with a six-run eighth inning
2/23	UNC Greensboro	W	12-3	986	Hedding (1-1)	Gilliam (0-1)	4-3	Jackets pounded out 18 hits, 10 for extra bases
2/25	Kennesaw State	L (12)	5-3	907	Isaacs (2-1)	Ward (1-0)	4-4	Tech tied the game in the ninth and the 11th
2/28	Bowling Green	W	3-2	878	King (2-0)	Apthorpe (1-2)	5-4	Gonzalez's two-run single in the 3rd was the difference
3/1	Bowling Green	W	8-3	983	Pitts (1-0)	Frank (0-1)	6-4	Barzilli's two-run single in the 3rd put Tech up for good
3/2	Bowling Green	W	8-5	1222	Grimes (1-0)	Lacinak (0-1)	7-4	Hyde's three-run triple in the 2nd gave Tech the lead for good
3/4	at Georgia	L	0-1	1822	Cheek (2-2)	Shelton (0-1)	7-5	Georgia hit a walk-off single with two outs in the bottom of the 9th
3/7	Wake Forest	L	2-9	889	Fischer (1-1)	Roberts (0-1)	7-6	Wake's six-run sixth inning broke a 2-2 tie
3/8	Wake Forest	L	8-12	1808	Fossas (4-1)	Cruz (0-1)	7-7	Tech led 6-5 in the 6th, but Wake's five-run eighth was the difference
3/9	Wake Forest	W	5-1	1151	Grimes (2-0)	Kaden (1-1)	8-7	Grimes pitched five strong innings to get second-straight Sunday win
3/11	Western Carolina	W	7-5	1021	Stanton (1-0)	Sammons (3-1)	9-7	Tech rallied with a five-run second after WCU scored four in 1st
3/14	#22 Miami	L	8-10	1309	Isaacs (2-2)	Garcia (1-0)	9-8	Tech tied the game three different times, but Miami scored twice in the ninth
3/15	#22 Miami-1	W	13-7	1961	Clay (1-0)	Salas (1-3)	10-8	Spingola was 4-for-4 with three runs and three RBI
	#22 Miami-2	W (10)	3-2	1961	Isaacs (2-2)	Garcia (1-1)	11-8	Justus hit a walk-off single with one out in 10th
3/18	at Kennesaw State	W	8-7	848	Clay (2-0)	McCalvin (2-2)	12-8	Gonzalez scored on a balk in the ninth to break the 7-7 tie
3/19	at Georgia State	W	9-4	368	Parr (1-0)	McClure (1-2)	13-8	Parr was strong in first career start: 5.0 IP, two runs, three hits, four K's
3/21	at #13 North Carolina	L (11)	2-3	1249	Isaacs (3-3)	Hovis (4-1)	13-9	UNC's Wood Myers hit a walk-off single in the 11th
3/22	at #13 North Carolina	W (13)	6-5	1384	Isaacs (4-3)	Paula (1-2)	14-9	Justus' RBI single in the 13th put Tech up for good
	at #13 North Carolina	W	9-1	2079	Grimes (3-0)	Gallen (2-2)	15-9	Tech scored game's final 9 runs after trailing 1-0 in first
3/25	Mercer	L	1-4	1062	Parr (1-1)	Askeew (2-3)	15-10	Mercer scored the game's final three runs after breaking 1-1 tie in fifth
3/28	at Pittsburgh	L (13)	3-4	227	Isaacs (4-4)	Danielczyk (3-0)	15-11	Tech left 14 runners on base, 10 runners in scoring position
3/29	at Pittsburgh	L	0-5	141	Stanton (1-1)	Harvey (2-1)	15-12	Tech was blanked for second time on the season
3/30	at Pittsburgh	L	2-4	113	Grimes (3-1)	Wotherspoon (3-3)	15-13	Innis had two of Tech's eight hits and scored
4/2	Georgia State	W	7-3	1101	Parr (2-1)	McClure (2-4)	16-13	Murray hit a first-inning grand slam to support another strong start from Parr
4/4	Duke	W	7-4	1077	Gorst (1-0)	Van Orden (2-3)	17-13	Tech scored the game's final seven runs after trailing 4-0 in third
4/5	Duke	W	5-1	1566	Stanton (2-1)	Istler (3-4)	18-13	Murray was 3-for-4 with two doubles and three RBI
4/6	Duke	W	1-0	1081	Grimes (4-1)	Matuella (0-1)	19-13	Spingola's RBI single in 6th was game's only run
4/8	Georgia Southern	W	13-2	1288	Parr (3-1)	Middour (1-2)	20-13	Jackets hit two homers and pounded out 16 hits
4/9	Savannah State	W	12-1	1020	Ryan (1-2)	McCranie (0-5)	21-13	Tech pounded out 18 hits, including six for extra bases in the rout
4/11	#2 Florida State	W	5-3	2681	Hedding (2-1)	Weaver (5-3)	22-13	Tech scored all five runs in first inning; Hedding took no-hitter into sixth
4/12	#2 Florida State	W	12-4	3204	Stanton (3-1)	Compton (3-1)	23-13	Stanton in command: 6.0 IP, hit hits, no runs, one walk, five K's
4/13	#2 Florida State	L	4-5	3288	Clay (2-1)	Silva (2-0)	23-14	Tech came within four outs of sweeping the Seminoles
4/15	Georgia	W	4-1	1565	Parr (4-1)	Boling (3-3)	24-14	Parr gets wins as Tech evens the season series
4/18	at Maryland	L	2-7	569	Hedding (2-2)	Stinnett (4-5)	24-15	Maryland scored six times in final two innings
4/19	at Maryland	L	1-4	641	Stanton (3-2)	Shawarzyn (7-2)	24-16	Jackets were held to seven hits and gave Stanton just a run of support
4/20	at Maryland	W (12)	13-6	411	Isaacs (5-4)	Ruse (4-2)	25-16	Tech scored seven times in the 12th to avoid a sweep
4/23	Mercer	L (10)	3-4	511	Isaacs (5-5)	Kourtis (4-0)	25-17	Tech scored in the ninth to force extras
4/25	at NC State	W	1-0	783	Hedding (3-2)	Rodon (3-7)	26-17	Gonzalez was 3-for-4 and RBI single in the sixth was the winner
4/26	at NC State	L	0-1	1137	Stanton (3-3)	Olczak (1-1)	26-18	Stanton allowed just a run in six strong innings but Tech has 11 LOB
4/27	at NC State	L	1-7	1386	Grimes (4-2)	O'Donnell (2-0)	26-19	NC State scored seven runs in the first two innings
5/2	Virginia Tech	W (11)	7-6	1088	Isaacs (6-5)	McGarity (0-4)	27-19	Gonzalez hit a walk-off single in the 11th
5/3	Virginia Tech	W	3-1	1207	Stanton (4-3)	Markey (2-7)	28-19	Justus broke a 1-1 tie with RBI single in sixth
5/4	Virginia Tech	L	6-7	2848	Parr (4-2)	Scheetz (4-1)	28-20	Tech's late rally falls short
5/6	North Florida	W	9-6	764	Clay (3-1)	Miller (0-2)	29-20	Earnest homered, doubled and matched career-high with four RBI
5/9	at Virginia	L	3-4	4040	Hedding (3-3)	Young (1-0)	29-21	Virginia scored twice in the seventh to take the lead for good
5/10	at Virginia	L (11)	3-4	4179	Roberts (0-2)	Mayberry (5-1)	29-22	Tech led 1-0 in 1st, 2-1 in 8th and 3-2 in 9th before UVa walked off with a win
5/11	at Virginia	L	1-3	4698	Parr (4-3)	Waddell (7-2)	29-23	Tech was limited to just five hits in the game
5/13	vs Georgia (Turner Field)	W	2-0	21310	Grimes (5-2)	Holder (0-1)	30-23	Grimes pitched a seven-inning shutout; Tech scored both runs on wild pitches
5/15	South Florida	L	0-8	945	Hedding (3-4)	Herget (7-6)	30-24	Smith had three hits, but Tech was blanked at home
5/16	South Florida	W	3-0	1020	Stanton (5-3)	Mulholland (4-2)	31-24	Spingola was 3-for-4 with a home run
5/17	South Florida	W	12-5	1147	Parr (5-3)	Peterson (3-4)	32-24	Hyde was 3-for-5 with a homer, double, two RBI and three RBI
5/20	vs. Wake Forest @	W	5-3	2215	Clay (4-1)	Fischer (4-7)	33-24	Tech scored all five runs with two outs in second inning
5/21	vs. #16 Miami @	W	6-3	2469	Hedding (4-4)	Hammond (5-1)	34-24	Jackets rallied with five unanswered runs over final three innings
5/22	vs. Duke @	L	0-6	2582	Parr (5-4)	Van Orden (6-5)	34-25	Duke hit three homers in support of Van Orden's complete-game
5/23	vs. Clemson @	W	3-0	2859	Isaacs (7-5)	Schmidt (5-7)	35-25	Isaacs (5.0 IP) and Clay (4.0 IP) combined for a four-hit shutout
5/25	vs. Maryland @	W	9-4	4186	Roberts (1-2)	Mooney (1-2)	36-25	Tech scored six unanswered runs over last three innings
5/31	vs. Washington %	L	0-8	6,734	Hedding (4-5)	Davis (11-2)	36-26	Tech limited to four hits in NCAA Oxford Regional opener
6/1	vs. Jacksonville State %	W	4-2	6,720	Isaacs (8-5)	Stout (3-1)	37-26	Gonzalez's two-run double keys Tech's three-run rally in ninth
	vs. Washington &	L	2-4	6,471	Grimes (5-3)	Fisher (4-1)	37-27	Jackets scored twice in first but couldn't hold early 2-0 lead

- Battle In Midtown (Russ Chandler Stadium)

@ - ACC Tournament (Greensboro, N.C.)

% - NCAA Oxford Regional (Oxford, Miss.)

2014 OVERALL STATISTICS

RECORD: 37-27 HOME: 25-11 AWAY: 6-13 NEUTRAL: 6-3 ACC: 14-16

BATTING

Player	AVG	GP	GS	AB	R	H	2B	3B	HR	RBI	TB	SLG%	BB	HBP	SO	GDP	OB%	SF	SH	SB	ATT	PO	A	E	FLD%
Daniel Spingola	.319	64	62	257	45	82	9	8	3	36	116	.451	21	6	42	1	.384	0	5	15	16	139	3	3	.979
Matt Gonzalez	.314	64	64	255	34	80	21	1	1	37	106	.416	20	2	55	5	.358	8	6	9	17	113	15	8	.941
Thomas Smith	.301	61	61	229	35	69	10	1	2	36	87	.380	26	9	31	6	.392	1	9	5	9	490	49	2	.996
Ryan Peurifoy	.296	50	44	142	19	42	7	3	0	11	55	.387	11	0	29	4	.340	3	10	2	4	92	7	2	.980
A.J. Murray	.283	62	60	223	29	63	16	2	4	33	95	.426	24	10	52	2	.376	1	0	7	11	85	6	2	.978
Mott Hyde	.282	63	63	248	42	70	12	3	4	35	100	.403	26	10	51	2	.366	6	5	10	12	130	205	11	.968
Connor Justus	.254	56	55	209	27	53	6	1	2	30	67	.321	22	6	43	6	.342	0	4	1	7	94	149	8	.968
Keenan Innis	.248	40	23	101	15	25	3	0	0	10	28	.277	14	2	15	1	.350	0	2	1	1	45	4	2	.961
Brandon Gold	.246	54	50	183	27	45	12	0	0	16	57	.311	19	1	44	6	.316	3	3	0	0	43	88	5	.963
Elliott Barzilli	.234	34	26	111	12	26	6	0	2	11	38	.342	4	0	19	2	.261	0	1	0	1	25	54	6	.929
Arden Pabst	.217	44	38	120	17	26	3	1	1	17	34	.283	13	6	26	1	.321	1	7	1	1	281	38	3	.991

Eric Knox	.462	12	0	13	1	6	1	0	0	1	7	.538	0	0	2	0	.462	0	0	0	0	2	0	2	.500
Jonathan Roberts	.333	2	0	3	1	1	0	0	0	0	1	.333	0	0	2	0	.333	0	0	0	0	3	3	0	1.000
Mitch Earnest	.202	34	26	89	9	18	3	1	2	19	29	.326	7	2	19	1	.267	3	1	0	1	178	34	2	.991
Grant Wruble	.172	16	4	29	3	5	1	0	0	0	6	.207	1	0	7	2	.200	0	0	2	2	10	1	1	.917
DeAndre Smelter	.000	1	0	0	0	0	0	0	0	0	0	.000	0	0	0	0	.000	0	0	0	0	0	0	0	.000
Alex Cruz	.000	1	0	0	0	0	0	0	0	0	0	.000	0	0	0	0	.000	0	0	0	0	3	5	0	1.000
Totals	.276	64	64	2212	316	611	110	21	21	292	826	.373	208	54	437	39	.349	26	53	53	82	1758	727	66	.974
Opponents	.254	64	64	2158	249	549	85	4	24	219	714	.331	270	53	479	65	.350	14	46	40	67	1721	717	80	.968

LOB - Team (516), Opp (535). DPs turned - Team (77), Opp (49). CI - Team (1), Pabst, A 1. IBB - Team (9), Murray, A 3, Spingola, D 3, Gonzalez, M 2, Peurifoy, R 1, Opp (15).
Picked off - Peurifoy, R 3, Gold, B 2, Spingola, D 2, Pabst, A 1, Barzilli, E 1, Innis, K 1, Gonzalez, M 1.

PITCHING

Player	ERA	W	L	APP	GS	CG	SHO	CBO	SV	IP	H	R	ER	BB	SO	2B	3B	HR	AB	B/Avg	WP	HBP	BK	SFA	SHA
Sam Clay	1.26	4	1	31	0	0	0	5	8	57.0	38	8	8	29	64	1	0	0	193	.197	4	5	0	1	3
Dusty Isaacs	1.92	8	5	29	1	0	0	2	7	61.0	48	18	13	21	53	7	0	1	207	.232	4	6	0	5	9
Devin Stanton	2.24	5	3	18	12	0	0	1	0	76.1	68	19	19	22	57	11	0	5	278	.245	5	9	0	1	10
Ben Parr	2.62	5	4	18	10	0	0	0	0	65.1	66	21	19	20	52	10	0	3	251	.263	4	4	1	0	6
Josh Heddingier	4.04	4	5	16	14	0	0	1	0	82.1	82	47	37	33	64	17	1	3	313	.262	5	12	0	2	6
Matthew Grimes	4.39	5	3	16	12	0	0	2	0	65.2	75	33	32	33	36	13	2	3	255	.294	8	2	0	0	2

Joe Wiseman	0.00	0	0	4	0	0	0	0	0	3.1	3	0	0	1	4	0	0	0	11	.273	1	5	0	0	0
DeAndre Smelter	0.00	0	0	2	0	0	0	0	0	2.0	1	0	0	0	0	0	0	0	5	.200	0	0	0	0	1
Jonathan King	1.96	2	0	4	4	0	0	0	0	18.1	13	5	4	7	12	2	0	1	64	.203	0	2	0	0	0
Alex Cruz	2.30	0	1	6	1	0	0	0	1	15.2	14	5	4	2	16	2	0	0	54	.259	2	0	0	0	2
Cole Pitts	3.18	1	0	4	4	0	0	1	0	17.0	16	6	6	9	16	3	0	1	67	.239	0	1	0	0	1
Jonathan Roberts	4.13	1	2	25	0	0	0	2	1	32.2	26	15	15	23	26	3	0	2	113	.230	2	3	0	1	2
Zac Ryan	4.70	1	2	16	4	0	0	0	1	30.2	36	21	16	16	29	6	0	2	120	.300	6	1	1	2	2
Ben Schniederjans	5.40	0	0	13	0	0	0	0	0	15.0	15	10	9	9	11	4	0	0	55	.273	1	0	0	0	1
Tanner Shelton	5.74	0	1	15	2	0	0	1	0	15.2	18	15	10	13	14	4	0	1	61	.295	1	2	1	1	1
Matthew Gorst	7.59	1	0	15	0	0	0	0	0	21.1	20	18	18	22	16	2	1	1	82	.244	3	1	0	1	0
Matt Phillips	10.80	0	0	8	0	0	0	0	0	6.2	10	8	8	10	9	0	0	1	29	.345	2	0	0	0	0
Totals	3.35	37	27	64	64	0	6	6	18	586.0	549	249	218	270	479	85	4	24	2158	.254	48	53	3	14	46
Opponents	4.13	27	37	64	64	7	6	4	12	573.2	611	316	263	208	437	110	21	21	2212	.276	54	54	5	26	53

PB - Team (15), Pabst, A 9, Earnest, M 6, Opp (12). Pickoffs - Team (4), Earnest, M 2, Ryan, Z 1, Pabst, A 1, Opp (11).
SBA/ATT - Pabst, A (23-39), Earnest, M (17-27), Heddingier, J (9-13), Stanton, D (6-9), Isaacs, D (3-6), Roberts, J (3-6), Pitts, C (3-4), Grimes, M (0-4), Gorst, M (3-4), Ryan, Z (4-4),
Parr, B (3-4), Shelton, T (2-3), Cruz, A (0-3), Smelter, D (1-2), Phillips, M (1-2), King, J (1-2), Schniederjan (1-1).

POSTSEASON HISTORY



ACC HISTORY/RESULTS

Series Records vs. ACC Teams

Opponent	Overall	In ACC*	At RCS	ACC Tour	First Mtg	Last Mtg
Boston College	16-7	16-7	9-1	0-1	2006	2014
Clemson	104-107-3	54-69	71-41-2	11-16	1902	2014
Duke	88-32	78-28	49-14	8-3	1903	2014
Florida State	45-70	37-42	19-27	9-6	1959	2014
Maryland	73-26	68-24	43-6	5-2	1921	2014
Miami	34-51-2	20-16	16-21	4-2	1958	2014
North Carolina	72-57	63-49	35-27	10-4	1901	2014
NC State	72-53	65-50	36-14	13-11	1921	2014
Notre Dame	6-4	0-0	6-4	0-0	1924	1996
Pittsburgh	0-3	0-3	0-0	0-0	2014	2014
Virginia	69-49-2	63-43-1	36-15-2	7-4	1924	2014
Virginia Tech	24-14	20-12	16-8	0-2	1980	2014
Wake Forest	72-40-1	67-34-1	43-16	10-4	1898	2014
Totals	675-513-8	551-377-2	379-194	77-55		

*Record as a member of the ACC vs. members of the ACC (includes all games)
 NOTE: Tech became eligible for ACC Championship in 1980; Florida State (1992);
 Miami and Virginia Tech (2005); Boston College (2006); Pitt and Notre Dame (2014);
 Maryland left league following 2014 season

Year-by-Year vs. the ACC

Year	BC	CU	DU	FS	MD	UM	NC	ST	ND	UP	VA	VT	WF	Total	Overall	Div.
1980	-	1-1	0-2	-	0-2	-	0-2	2-0	-	-	0-2	-	0-1	3-10	7th	-
1981	-	0-2	0-2	-	0-2	-	0-2	0-2	-	-	0-2	-	1-1	1-13	8th	-
1982	-	0-2	1-1	-	2-0	-	0-2	1-1	-	-	2-0	-	0-2	6-8	5th	-
1983	-	1-1	1-1	-	0-2	-	1-1	1-1	-	-	1-1	-	1-1	6-8	5th	-
1984	-	0-2	-	-	1-1	-	0-2	1-1	-	-	1-1	-	2-0	5-7	5th	-
1985	-	1-1	1-1	-	1-1	-	0-2	1-1	-	-	1-1	-	1-0-1	6-7-1	5th	-
1986	-	1-1	2-0	-	2-0	-	1-1	1-1	-	-	2-0	-	1-1	10-4	2nd	-
1987	-	3-0	2-1	-	3-0	-	3-0	2-1	-	-	1-2	-	3-0	17-4	1st	-
1988	-	0-3	2-1	-	1-1	-	3-0	1-2	-	-	2-1	-	3-0	12-8	3rd	-
1989	-	1-2	2-0	-	3-0	-	1-2	1-2	-	-	3-0	-	2-0	13-6	3rd	-
1990	-	1-2	3-0	-	-	-	2-1	0-3	-	-	3-0	-	0-3	9-9	T-4th	-
1991	-	1-2	1-2	-	3-0	-	1-2	2-1	-	-	2-1	-	2-0	12-8	2nd	-
1992	-	2-1	2-1	1-2	1-1	-	3-0	0-3	-	-	3-0	-	2-1	14-9	4th	-
1993	-	3-0	3-0	1-2	0-1	-	2-1	2-1	-	-	2-1	-	3-0	16-6	1st	-
1994	-	1-2	3-0	2-1	2-1	-	2-1	2-1	-	-	3-0	-	1-2	16-8	T-2nd	-
1995	-	0-3	3-0	2-1	3-0	-	1-2	3-0	-	-	1-2	-	3-0	16-8	3rd	-
1996	-	1-2	2-1	1-2	3-0	-	0-3	2-1	-	-	3-0	-	1-2	13-11	T3rd	-
1997	-	1-1	3-0	1-2	3-0	-	3-0	3-0	-	-	2-1	-	3-0	19-4	1st	-
1998	-	3-0	3-0	0-3	2-1	-	1-2	1-2	-	-	2-0	-	2-1	14-9	T-2nd	-
1999	-	0-3	2-1	1-2	3-0	-	2-1	2-1	-	-	1-2	-	1-2	12-12	5th	-
2000	-	2-1	1-2	1-2	3-0	-	3-0	3-0	-	-	3-0	-	2-1	18-6	1st	-
2001	-	1-2	2-1	2-1	3-0	-	1-2	1-2	-	-	2-1	-	1-2	13-11	4th	-
2002	-	2-1	3-0	0-3	2-1	-	2-1	3-0	-	-	2-1	-	0-2	14-9	5th	-
2003	-	0-3	3-0	1-2	3-0	-	2-1	2-1	-	-	3-0	-	3-0	17-7	2nd	-
2004	-	3-0	3-0	3-0	3-0	-	2-1	2-0	-	-	0-3	-	2-1	18-5	1st	-
2005	-	2-1	3-0	3-0	2-1	2-1	1-2	3-0	-	-	0-3	3-0	3-0	22-8	1st	-
2006	1-2	2-1	3-0	3-0	1-2	2-1	2-1	1-2	-	-	2-1	2-1	-	19-11	4th	3rd
2007	2-1	1-2	2-1	0-3	3-0	1-2	1-2	3-0	-	-	1-1	1-2	-	15-14	7th	4th
2008	3-0	2-1	2-1	0-3	1-2	0-3	1-2	-	-	-	2-1	3-0	2-1	16-14	5th	3rd
2009	1-0	1-2	1-2	2-1	3-0	2-1	1-2	-	-	-	1-1-1	2-1	3-0	17-10-1	4th	2nd
2010	2-1	3-0	3-0	-	2-1	2-1	3-0	1-2	-	-	1-2	1-2	3-0	21-9	2nd	2nd
2011	3-0	1-2	2-1	-	3-0	3-0	2-1	3-0	-	-	1-2	2-1	2-1	22-8	T-1st	T-1st
2012	1-2	1-2	2-1	0-3	-	1-2	2-1	1-2	-	-	1-2	2-1	1-2	12-18	8th	4th
2013	3-0	1-2	1-2	1-2	-	1-2	2-1	0-3	-	-	2-1	2-1	2-1	15-15	7th	4th
2014	-	-	3-0	2-1	1-2	2-1	2-1	1-2	-	0-3	0-3	2-1	-	14-16	9th	5th

473-320-2

Regular-season series only. Tournament games not included.

TOTALS	MD: 63-22	UP: 0-3
BC: 16-6	UM: 16-14	VA: 56-39-1
CU: 43-51	NC: 53-45	VT: 19-11
DU: 70-25	ST: 52-39	WF: 54-28-1
FS: 27-36	ND: 0-0	

All-ACC Tournament Team

The first actual All-Tournament team
 to be selected was in 1987.
 OH - denotes Outstanding Hitter
 selection for the tournament

MVP - denotes Most Valuable Player selection

1985	Scott Jordan	OF	MVP
1986	Jeff Distasio	1B	MVP
	Mike Fowler	OF	OH
1987	Todd Shiver	P	MVP
	Carl Stitler	3B	OH
	Mike Fowler	OF	
1988	Ty Griffin	2B	MVP-OH
	Scott Erwin	P	
	Pat McGuire	OF	
	Billy Parham	1B	
	Jim Poole	P	
1990	Andy Bruce	3B	
	Anthony Maisano	DH	
1991	Anthony Byrd	OF	
	Andy Bruce	3B	
1992	Jason Varitek	OF	
	Jay Payton	C	
1993	Jason Varitek	C	
1994	Nomar Garciaparra	SS	
1996	Tucker Barr	C	
1997	Kris Wilson	DH	
2000	Jason Basil	OF	MVP
	Bryan Prince	C	
	Brad Stockton	OF	
	Cory Vance	P	
2001	Jason Basil	OF	
2002	Wes Rynders	OF	
2003	Brian Burks	P	MVP
	Clifton Remole	1B	
	Eric Patterson	2B	
	Micah Owings	3B	
	Jeremy Slayden	OF	
2004	Clifton Remole	OF	
2005	Tyler Greene	SS	MVP
	Jeff Kindel	OF	
	Whit Robbins	1B	
2006	Luke Murton	1B	
2012	Jake Davies	1B/P	MVP
	Zane Evans	C	
	Thomas Smith	2B	
	Brandon Thomas	OF	
2013	Sam Dove	3B	
2014	Dusty Isaacs	P	MVP
	Mott Hyde	2B	
	Daniel Spingola	OF	

GEORGIA TECH'S ALL-TIME ACC TOURNAMENT RECORD: 77-55 (.583) Preliminary Rounds/Pool Play: 69-52 (.570); 38 appearances Championship Game: 8-3 (.727); 11 appearances

1980 Raleigh, N.C. Doak Field (Single-elimination)

Georgia Tech. 2 9 1
Maryland 9 13 1
Jim Thorsten, Mike Gentry (5)
and Danny Watkins; Pete Sinopoli
and Steve Jordan. HR-Gary
Newsom (GT), John Brisee (M).
W-Sinopoli. L-Thorsten.

First-round game played at
Shipley Field, College Park, Md.

1981 Chapel Hill, N.C. Boshamer Stadium

Georgia Tech. 6 14 3
Clemson. 7 11 3

10 innings

Richard O'Brien, Jim Thorsten
(7), Alan Walker (8), Chuck
Moore (10) and Greg Woodward;
Jeff Gilbert, Greg Guin (7)
and Coe Brier, David Lemaster
(8). W-Guin. L-Walker. HR-
Guin (C).

Virginia. 2 7 1
Georgia Tech. 5 9 4
Doug Erbaugh, Ken Smithner
(1), Jeremy Peizer (8) and Mel
Barbee; Stu Rogers and Greg
Woodward. W-Rogers. L-
Smithner. HR-Rick Lockwood
(GT), Tommy Thompson (GT),
Danny Watkins (GT).

Georgia Tech. 6 9 6
N.C. State. 9 13 3
Jim Thorsten, Mike Gentry (2),
Eric Perry (4), Chuck Moore
(4), Alan Walker (6), and Greg
Woodward; Mike Pesavento,
Jim Rivera (5), and Pat Sheehy.
W-Rivera. L-Walker. HR-David
Trapani (GT), Chuckie Canady
(NCS).

1982 Chapel Hill, N.C. Boshamer Stadium

Georgia Tech. 5 6 1
N.C. State. 1 2 1
Stu Rogers and Greg Woodward;
Joe Plesac, Jim Rivera (5) and
Jim Toman. W-Rogers. L-Ple-
sac. HR-Rick Lockwood (GT),
Tracy Black (NCS).

Clemson. 16 16 0
Georgia Tech. 2 4 4
Jimmy Key, Bill Wolff (9) and
Coe Brier, Steve Van Dyke (5);
Alan Walker, Richard O'Brien (8),
Brad Stuart (8), Jeff Waller (9),
Joe Todd (9), Mike Stanford (9)
and Greg Woodward. W-Key. L-
Walker. HR-Craig Roberson (C).

Georgia Tech. 6 9 3
Wake Forest. 8 9 2
John Jett, Richard O'Brien (7)
and Greg Woodward; Scott Har-
rison, Frank Warner (8) and Da-
vid Couch. W-Harrison. L-Jett.
SV-Warner. HR-Bill Ruffner (WF)
2, Brian Greif (WF), Bill Merrifield
(WF).

1983 Chapel Hill, N.C. Boshamer Stadium

Georgia Tech. 7 3 3
N.C. State. 10 14 2
Stu Rogers, George Shirilla
(8) and Greg Woodward; Dan
Plesac, David Hall (9) and Jim
Toman. W-Plesac. L-Rogers.
HR-Toman (NCS).

Virginia. 8 17 1
Georgia Tech. 1 8 7
John Kampschror and Jack
Murray; Jeff Distasio, Keith
Fleming (7) and Greg Wood-
ward. W-Kampschror. L-Dista-
sio. HR-Kevin Clarke (V).

1984 RUNNER-UP Durham, N.C. Durham Athletic Park

Georgia Tech. 0 3 3
Maryland. 4 10 3
Stu Rogers and Jeff Mons; Mike
Romanovsky and Tom Weider.
W-Romanovsky. L-Rogers.

Wake Forest. 3 10 1
Georgia Tech. 4 12 2

12 innings

Jeff Mnick, Leo Leitner (9) and
David Couch; Rob Beistline,
Keith Fleming (10) and Jeff
Mons. W-Fleming. L-Leitner.
HR-Mike Wilcox (WF), Kyle Cad-
dell (WF).

Georgia Tech. 8 17 1
Duke. 4 6 1

10 innings

John Horn, Keith Fleming (8),
Mike Stanford (9) and Jeff Mons;
Andrew Penrod, Mark Sikorski
(8), Dave Coughenour (10) and
Tom Decker. W-Stanford. L-
Sikorski. HR-Chuck Maisano
(GT), Ron Bianco (D).

N.C. State. 3 9 0
Georgia Tech. 5 6 1
Mike Pesavento and Doug Davis;
Stu Rogers and Jeff Mons. W-
Rogers. L-Pesavento. HR-Tracy
Black (NCS), Scott Jordan (GT).

Championship Game

North Carolina. 9 12 0
Georgia Tech. 4 11 7
Doug Torborg, Bob Mulligan (6),
Gordon Douglas (7) and Matt
Merullo; Kevin Brown, George
Shirilla (4), Mike Stanford (9),
Keith Fleming (9) and Jeff
Mons. W-Torborg. L-Brown.
SV-Douglas. HR-Devy Bell
(NC), Scott Johnson (NC), Glenn
Liacouras (NC), B.J. Surhoff
(NC), Steve Newbern (GT), Scott
Jordan (GT).

1985 **CHAMPIONS** Atlanta, Ga. Russ Chandler Stadium

Georgia Tech. 23 27 1
N.C. State. 11 22 4
Kevin Brown, Rob Beistline (6),
Roger Roddy (9) and Jeff Mons,
Pete Stephens (8); Paul Gross-
man, Mike Schopp (2), Greg
Solomon (3), Joe Maciejew-
ski (3), Mark Sigmon (7), Brian
Wagoner (9) and Jim McNa-
mara. W-Brown. L-Grossman.
HR-Scott Jordan (GT) 2, Pete
Geist (GT), Andrew Fava (NCS),
Mick Bilmeyer (NCS), Turtle
Zaun (NCS).

Georgia Tech. 15 14 1
Wake Forest. 11 17 2
Keith Fleming, Rob Beistline (7)
and Jeff Mons; Jeff Mnick, Mike
Featherstone(4), Keith Ksansnak
(8) and Emmett Walsh. W-Flem-
ing. L-Mnick. HR-Scott Jordan
(GT), Nick Chmil (WF).

Clemson. 9 12 6
Georgia Tech. 12 11 2
John Pawlowski, John Burnett
(7), Steve Currier (8), Jeff Fisher
(8), Bill Steele (8) and Bert Heff-
ernan; Roger Kinard, Roger
Roddy (6), George Shirilla(6),
John Stewart (9) and Jeff Mons,
Pete Stephens (7). W-Shirilla.
L-Fisher. HR-Heffernan (C).

Georgia Tech. 8 11 0
Maryland. 2 8 2
John Horn and Jeff Mons; Erik
Weisskopf, Thom Tryon (6) and
Charlie Laird. W-Horn. L-Weiss-
kopf. HR-Jamie Sims (GT),
Mons (GT), Rick Wilson (M).

Championship Game

Clemson. 5 11 0
Georgia Tech. 7 13 1
Oliver Whitaker, Jeff Fisher (8)
and Bert Heffernan; Kevin
Brown and Jeff Mons, Pete
Stephens (9). W-Brown. L-
Whitaker. HR-Scott Dillon (C),
K.G. White (GT).

1986 **CHAMPIONS** Durham, N.C. Durham Athletic Park

Maryland. 5 8 2
Georgia Tech. 7 8 4
Bruce Ford, Rich Smith (9) and
Preston Warner; Jeff Distasio,
Roger Roddy (4), Jim Poole (4),
Keith Fleming (6) and Jeff Mons.
HR-Distasio (GT). W-Fleming.
L-Ford.

Clemson. 5 11 3
Georgia Tech. 16 17 3
Oliver Whitaker, Scott Welch (3),
John Burnette (6) and Bert Heff-
ernan, Joey Rowland (7); Kevin
Brown, Jim Poole (7), John
Stewart (9) and Jeff Mons. W-
Brown. L-Whitaker. HR-Steve
Baucom (C) 2, Mike Fowler (GT),
Jeff Distasio (GT) 2, Pat McGuire
(GT).

Georgia Tech. 7 11 1
N.C. State. 3 2 2
Roger Kinard, Jim Poole (7),
Keith Fleming (8) and Jeff Mons;
Jeff Hartsock and Jim McNa-
mara. W-Kinard. L-Hartsock. SV-
Fleming. HR-Riccardo Ingram
(GT), Frank Bolick (GT).

Georgia Tech. 9 9 3
North Carolina. 7 11 2
Todd Shiver, Jim Poole (8) and
Jeff Mons; Doug Torborg, Todd
Kopczynski (4), Tim Kirk (4) and
Matt Merullo. W-Shiver. L-
Kopczynski. SV-Poole. HR-Ty
Griffin (GT), Jeff Distasio (GT),
Mike Fowler (GT), Frank Bolick
(GT), Howard Freiling (NC), Matt
Merullo (NC).

Championship Game

N.C. State. 6 8 3
Georgia Tech. 9 11 1
Brad Rhodes, Eddie McClendon
(1), Larry Price (5) and
Jim McNamara; Scott Erwin,
John Stewart (3), Keith Fleming
(7) and Jeff Mons. W-Stewart.
L-Price. SV-Fleming. HR-Bill
Klenoshek (NCS), Andrew Fava
(NCS), K.G. White (GT), Jeff Dis-
tasio (GT), Riccardo Ingram (GT).

1987 **CHAMPIONS** Greenville, S.C. Municipal Stadium

Duke. 1 4 3
Georgia Tech. 3 9 1
Don Fowler and Rich Beviglia;
Todd Shiver and Brian Fleury. W-
Shiver. L-D. Fowler. HR-Mike
Fowler (GT).

Georgia Tech. 4 11 0
N.C. State. 5 10 1
Roger Kinard, John Davis (9)
and Brian Fleury, David Ivester
(6); Preston Woods, Mark Wen-
del (3), Larry Price (9) and Bob-
by Russell. W-Price. L-Kinard.
HR-Turtle Zaun (NCS).

Georgia Tech. 5 8 1
Wake Forest. 3 6 4
Sam Drake, Jim Poole (9) and
David Ivester; Craig Gourlay and
Anthony Maisano. W-Drake. L-
Gourlay. HR-Carl Sittler (GT).

Clemson. 1 11 1
Georgia Tech. 7 8 1
Bill Steele, Doug Marchal (5),
Mike Huggins (6), Scott Welch
(7) and Bert Heffernan; Todd
Shiver, Jim Poole (8) and David
Ivester. W-Shiver. L-Steele. HR-
Carl Sittler (GT).

Championship Game

N.C. State. 0 5 2
Georgia Tech. 6 9 0
Brad Rhodes, Eddie McClendon
(4), Mark Wendel (6) and Bill
Klenoshek; Roger Kinard and
David Ivester. W-Kinard. L-
Rhodes.

1988 **CHAMPIONS** Greenville, S.C. Municipal Stadium

Wake Forest. 3 6 2
Georgia Tech. 4 8 1
Buddy Jenkins, Frank Humber
(8) and Greg Cox; Scott Erwin,
Jim Poole (8) and David Ivester.
W-Poole. L-Jenkins. HR-Sean
Gallagher (WF).

Georgia Tech. 8 13 1
N.C. State. 5 6 4
John Davis, Joe Wise (5), Jim
Poole (9) and David Ivester;
Brad Rhodes, Don Clawson
(3), Larry Price (6) and Bill Kle-
noshek. W-Wise. L-Rhodes.
HR-Marty Durkin (GT), Ty Griffin
(GT), Bryn Kosco (NCS).

Georgia Tech. 3 7 2
North Carolina. 5 9 2
Sam Drake, Jon George (5) and
David Ivester; Jim Dougherty,
Rich Fernandez (9) and Jesse
Levis. W-Dougherty. L-Drake.
SV-Fernandez.

Virginia. 4 9 4
Georgia Tech. 5 11 1
Doug Johns, Mike Brennan (5),
Todd Vick (6), Mark McMillan
(7) and Mike Marrale; Doug
Creek, Joe Wise (7), Jim Poole
and David Ivester (9). W-Creek.
L-Johns. SV-Poole. HR-Chris
Kughn (V).

Championship Game

North Carolina. 2 6 1
Georgia Tech. 6 12 2
Michael Hoog, Scott Lodgek (4),
Kreg Gresham (4), Dave Arendas
(7) and Jesse Levis; Scott Erwin,
Jim Poole (9) and David Ivester.
W-Erwin. L-Hoog. SV-Poole.
HR-Ty Griffin (GT), Billy Parham
(GT).

1989 Greenville, S.C. Municipal Stadium

Virginia. 0 4 1
Georgia Tech. 3 5 2
David Sammons and John Mc-
Crory; Scott Erwin and Jon An-
derson. W-Erwin. L-Sammons.

Clemson. 9 8 2
Georgia Tech. 3 5 4
Brian Faw, Jerome Santivasci
(2), Tim Peele (8) and Mike
Couture; Doug Creek, Mike
Hostetter (8), Kevin Hilton (8) and
Jon Anderson. W-Santivasci. L-
Creek. HR-Joe DeBerry (C),
Henry Threadgill (C).

Georgia Tech. 3 8 0
Wake Forest. 5 10 2
Sam Drake, John Davis (3) and
Jon Anderson; Chan Crane,
Frank Humber (4) and Greg Cox.
W-Humber. L-Drake.

ACC TOURNAMENT BOX SCORES

1990

Greenville, S.C. Municipal Stadium

Georgia Tech. 3 9 1
Wake Forest. 1 6 0
Mike Hostetter and Paul Mears;
Mike Buddie, Paul Reinisch
(8) and Ross Restuccio. W-
Hostetter. L-Buddie. HR-Ron
Raper (GT).

North Carolina. 9 13 1
Georgia Tech. 4 7 3
Michael Hoog, Paul Shuey (6)
and Rich Griffith; Doug Creek,
Joe Wise (8) and Paul Mears.
W-Shuey. L-Creek.

Georgia Tech. 6 9 3
N.C. State. 10 11 0
John Davis, Brett Colson (5),
Mark Pisciotta (8) and Paul
Mears; Michael Butler, Jimmy
Holland (3), Brian Bark (8) and
J.J. Piccolo. W-Holland. L-Davis.
SV-Bark. HR-Anthony Maisano
(GT).

1991

RUNNER-UP Greenville, S.C. Municipal Stadium

Duke. 7 12 1
Georgia Tech. 9 13 1
John Courtright, Mike Kotarski
(8) and David Williams; Doug
Creek, Brent Colson (9) and Ja-
son Varitek. W-Creek. L-Cour-
tright. SV-Colson. HR-Ryan
Jackson (D), David Norman (D),
Michael Wolff (GT), Andy Bruce
(GT).

Georgia Tech. 9 13 1
Virginia. 3 6 7
Mark Pisciotta and Jason Vari-
tek, Paul Mears (9); Todd Fie-
gel, Frank Lankford (5), Dave
Devane (8) and Kevin O'Sullivan,
Marc Taglieri (9). W-Pisciotta.
L-Fiegel.

Georgia Tech. 5 9 2
Clemson. 6 14 0
Brent Colson, Billy Harris (7) and
Jason Varitek; Paxton Briley,
Chet Kendall (6), Scott Miller (7),
Mike Holtz (7), Eric Bradford (8),
Tim Peele (8) and Jim Anderson.
HR-Michael Spiers (C). W-Peele.
L-Harris.

N.C. State. 3 9 0
Georgia Tech. 4 11 1
Jeff Pierce, Steve Shingledecker
(9), Jason Smith (9) and Jimmy
Holland; Doug Creek, Brett
Binkley (6), Chris Myers (9)
and Jason Varitek. W-Myers.
L-Shingledecker. HR-Pierce
(NCS), Michael Wolff (GT).

Championship Game

Clemson. 24 22 4
Georgia Tech. 8 8 4
Jason Angel, Mike Holtz (8),
John Pawlowski (9) and Mike
Lockhart; Chris Myers, Billy
Harris (4), Kevin Hilton (5), Mike
Reynolds (5), Doug Kenney (8)
and Jason Varitek, Paul Mears
(4). W-Angel. L-Myers. HR-
Jim Crowley (C), Eric Macrina
(C), Joe DeBerry (C), Michael
Wolff (GT).

1992

Greenville, S.C. Municipal Stadium

North Carolina. 4 11 1
Georgia Tech. 5 13 1
Brian Willman and Donnie Lesh-
nock. Brent Colson, Brett Bink-
ley (8) and Jason Varitek. W-
Colson. L-Willman. SV-Binkley.

Georgia Tech. 4 10 1
N.C. State. 7 6 0
Brad Rigby, Michael Jerzembeck
(4), Mike Martin (7) and Jason
Varitek. Terry Harvey, Jamie
Wolkosky (9), Mark Bogle (9)
and Greg Almond. W-Harvey. L-
Rigby. HR-Paul Borawski (NCS),
Vinny Hughes (NCS) 2, Michael
Smith (GT).

Duke. 3 9 3
Georgia Tech. 7 10 1
Jack Zarinsky, Mike Kotarski (3),
Tony Runion (8), Phil Harrell (9)
and Matt Harrell. David Albert,
Brett Binkley (9) and Jason
Varitek. W-Albert. L-Zarinsky.
SV-Binkley. HR-Matt Harrell (D).

Georgia Tech. 4 11 1
Clemson. 5 9 3
Al Gogolin, Brett Binkley (6),
Chris Myers (8) and Jason Vari-
tek. Andy Taulbee (C), Eric
Bradford (7), Aaron Jersild (8)
and Andy Monin. W-Jersild.
L-Binkley.

1993

Greenville, S.C. Municipal Stadium

Maryland. 0 4 2
Georgia Tech. 6 10 0
Steve Paasch and Fella Dolby.
Brad Rigby, Chris Myers (7) and
Jason Varitek. W-Rigby. L-
Paasch. HR-David Newhan (GT).

Georgia Tech. 8 12 3
Clemson. 9 11 1
David Albert, Mike Martin (4),
Chris Myers (8) and Jason Vari-
tek. Jeff Keppen, Andy Taulbee
(7), Scott Winchester (9) and
Chris Carter. W-Keppen. L-Al-
bert. SV-Winchester. HR-Scott
McIntyre (GT), Chris Carter (C),
Jeff Miller (C), Shane Monahan
(C), Jason Varitek (GT).

Georgia Tech. 2 8 1
Florida State. 5 8 2
Al Gogolin, Brett Binkley (8)
and Jason Varitek. John Was-
din, John Nedeau (9) and Mike
Martin. W-Wasdin. L-Gogolin.
SV-Nedeau. HR-Mike Schmitz
(FSU).

1994

Greenville, S.C. Municipal Stadium

North Carolina. 4 11 2
Georgia Tech. 7 10 0
Sean Murphy, Thad Chrismon (8)
and Manny DaSilva. Brad Rigby
and Jason Varitek. W-Rigby. L-
Murphy. HR-DaSilva (NC).

Georgia Tech. 6 11 0
Wake Forest. 0 8 1
Al Gogolin and Jason Varitek.
Bobby Rodgers, Todd Jenkins
(9), Bobby Wood (9) and Kyle
Wagner. W-Gogolin. L-Rodgers.

Clemson. 9 11 2
Georgia Tech. 6 10 0
Kris Benson, Ken Vining (2) and
Mike Eydenberg. Shane Mc-
Gill, Chris Myers (5) and Jason
Varitek. W-Vining. L-McGill.
HR-Brandon Hensley (GT), Andy
Monin (C).

Georgia Tech. 3 9 2
N.C. State. 11 16 0
Tucker Barr, Geoff Duncan (5),
Matt Saier (8) and Jason Vari-
tek. Corey Lee, Pork Wallech (8)
and Robby Lasater. W-Lee. L-
Barr. HR-Pat Clougherty (NCS),
Nomar Garciaparra (GT), Larry
Edens (NCS), Tom Sergio (NCS).

1995

Greenville, S.C. Municipal Stadium

N.C. State. 9 7 1
Georgia Tech. 5 13 3
12 innings

Terry Harvey, Mike Cronemeyer
(11) and Rob Lasater. Kris Wil-
son, Matt Saier (8) and Tucker
Barr. W-Cronemeyer. L-Saier.
HR-Tony Ellison (NCS) 3, Ryan
Ritter (GT).

Georgia Tech. 3 9 2
Virginia. 2 4 1
David Elder, Tucker Barr (9) and
Tucker Barr, Brandon Hensley
(9). Seth Greisinger and Justin
Counts. W-Elder. L-Greisinger.
S-Barr.

North Carolina. 12 14 3
Georgia Tech. 9 7 3
Jim Wallace, Ethan Stein (4),
Thad Chrismon (8) and Josh
Rowell. Rich Thieme, Matt Saier
(7), Jase Wrigley (9) and Tucker
Barr. W-Stein. L-Thieme. S-
Chrismon. HR-Antawan Smith
(NC), Tyrone Brown (NC), Tucker
Barr (GT).

1996

Durham, N.C. Durham Bulls Athletic Park

North Carolina. 9 10 2
Georgia Tech. 13 12 2
Jim Wallace, Michael Horney (5),
A.Y. Yoder (6), Corey Richardson
(8) and Josh Rowell. David El-
der, L.J. Yankosky (9) and Tucker
Barr. W-Elder. L-Richardson.
HR-Richie Grimsley (NC), Jarrett
Shearin (NC), Tucker Barr (GT) 2,
Scott Byers (GT), Mark Fischer
(GT), Adam Leggett (GT).

Georgia Tech. 1 6 4
Clemson. 6 9 2
Jase Wrigley, Scott Prather (6),
Kris Wilson (7), Rich Thieme (8),
Geoff Duncan (8) and Tucker
Barr. Billy Koch, Brian Matz (7)
and Will Duffie. W-Koch. L-
Wrigley. S-Matz.
Game played at Boshamer
Stadium in Chapel Hill, N.C.

N.C. State. 1 3 1
Georgia Tech. 6 7 0
Mike Rambusch, Brian Fields
(7), Dustin Baker (7) and Marty
Bourgon. Chuck Crowder and
Tucker Barr. W-Crowder. L-
Rambusch. HR-Marty Bourgon
(NCS).

Georgia Tech. 4 7 2
Virginia. 8 11 3
Shane McGill, Carlos Cason (6),
Rich Thieme (7), Geoff Dun-
can (7) and Tucker Barr. Craig
Zaikov, Andrew Lee (8) and
Justin Counts. W-Zaikov. L-
McGill. HR-Mark Fischer (GT),
Pat Bransford (V) 2, Symion
Willis (V).

1997

St. Petersburg, Fla. Al Lang Stadium

North Carolina. 6 9 4
Georgia Tech. 7 10 6
Mike Bynum, Jim Wallace (6),
Scott McAllister (6) and Greg
Donohue. Kris Wilson, Jase
Wrigley (8) and Eric McQueen.
W-Wrigley. L-McAllister.

Georgia Tech. 4 9 2
Clemson. 7 10 1
David Elder, Chuck Crowder (7),
Jase Wrigley (8) and Eric Mc-
Queen. Matt White, Scott Clac-
cum (7) and Matthew LeCroy.
W-White. L-Elder. S-Clacum.

Duke. 5 3 0
Georgia Tech. 3 3 1
Richard Dishman, Vaughn Schill
(9) and Gregg Maluchnik. L.J.
Yankosky, Jase Wrigley (8), Rich
Thieme (9) and Eric McQueen.
W-Dishman. L-Yankosky.

1998

Durham, N.C. Durham Bulls Athletic Park

Duke. 4 12 1
Georgia Tech. 0 4 2
Stephen Cowie and Gregg
Maluchnik. Scott Prather, Simon
Young (6), Jase Wrigley (7) and
Bryan Prince. W-Cowie. L-
Prather. HR-Ed Conrey (D).

Clemson. 6 7 3
Georgia Tech. 10 8 2
Ryan Mottl, Mike Proto (5) and
Derek Borgert. Chuck Crowder,
Jeff Bien (9), Cory Vance (9) and
Eric McQueen. W-Crowder. L-
Mottl. HR-Bradley LeCroy (C).

Georgia Tech. 1 4 0
Wake Forest. 2 6 1
L.J. Yankosky, Simon Young (8),
Jase Wrigley (8) and Eric Mc-
Queen. Eric Schmitt and Andrew
Riepe. W-Schmitt. L-Yankosky.
HR-Jahmal Overton (GT).

1999

Durham, N.C. Durham Bulls Athletic Park

Georgia Tech. 15 18 1
North Carolina. 4 4 6
Chuck Crowder, Kevin Cam-
eron (7), Brad Busbin (8),
Jesse Thompson (9) and Eric
McQueen, Adam Blue (9). Ryan
Snare, Corey Richardson (2),
Michael Horney (5), B.J. Finnerty
(7) and Dan Moylan, Ryan Blake
(9). W-Crowder. L-Snare. HR-
Stephen Donaghey (GT).

Florida State. 7 12 1
Georgia Tech. 3 11 2
Blair Varnes, Chris Chavez (7)
and Jeremiah Klosterman. Cory
Vance, Andy Mitchell (7) and
Eric McQueen. W-Varnes. L-
Mitchell.

Georgia Tech. 6 10 2
N.C. State. 9 10 3
Ben Sheeter, Steve Kelly (3),
Rhett Parrott (5), Andy Mitchell
(8) and Eric McQueen. Grant
Dorn, Mike Sollie (7) and Dan
Mooney. W-Dorn. L-Sheetter.
S-Sollie. HR-Bryan Prince (GT).

2000

CHAMPIONS Fort Mill, S.C. Knights Stadium

Duke. 3 7 1
Georgia Tech. 9 14 5
Kyle Perry, Brad DuPree (2) and
Troy Caradonna. Steve Kelly,
Kevin Cameron (8), Andy Mitch-
ell (9) and Bryan Prince. W-Kel-
ly. L-Perry. HR-Wes Goodner (D),
Jason Basil (GT), Mark Teixeira
(GT).

Wake Forest. 3 5 0
Georgia Tech. 6 10 1
Matt Briggs and Dan Conway.
Cory Vance and Bryan Prince.
W-Vance. L-Briggs. HR-Carlos
Brackley (WF), Derik Goffena
(GT).

Clemson. 8 12 3
Georgia Tech. 9 10 1
Jarrod Schmidt, Steve Reba (6),
Nick Glaser (9) and Brian Ellis.
Rhett Parrott, Jeff Watchko (7)
and Bryan Prince. W-Watchko.
L-Glaser. HR-Mike Calitri (C),
Derik Goffena (GT).

Georgia Tech. 10 15 1
Florida State. 3 8 4
Philip Perry, Andy Mitchell (8)
and Bryan Prince. Jon McDon-
ald, Dave Hodges (5), Robby
Read (7), John Bentley (9) and
Blair McCaleb and Mike Futrell
(9). W-Perry. L-McDonald. HR-
Brad Stockton (GT), Jason Basil
(GT), Bryan Prince (GT).

Championship Game

Clemson. 4 9 0
Georgia Tech. 8 12 2
Ryan Childs, Matt Additon (7),
Thomas Boozier (7), Steve
Reba (7), Mike Proto (9). Ben
Sheeter, Kevin Cameron (7),
Andy Mitchell (8) and Bryan
Prince. W-Cameron. L-Additon.
S-Mitchell. HR-Patrick Boyd (C),
Jason Basil (GT).

2001

Fort Mill, S.C. Knights Stadium

Duke 2 6 1
Georgia Tech. 16 19 0
Ryan Caradonna, Troy Begley (7), Greg Burke (7), Evan Anderson (8) and Troy Caradonna. Kevin Cameron, Brian Burks (8), Aaron Walker (9) and Bryan Prince and Kevin Gergel (8). W-Cameron. L-Caradonna. HR-Bryan Prince (GT), Jason Basil (GT).

Florida State 5 14 4
Georgia Tech. 6 16 0
10 Innings

Matt Lynch, Trent Peterson (8), Justin Lord (8), Daniel Hodges (10) and Tony Richie. Rhett Parrott, Brian Burks (8), Jeff Watchko (9) and Bryan Prince. W-Watchko. L-Hodges.

Georgia Tech. 3 8 1
Wake Forest 4 7 0
Steve Kelly and Bryan Prince. Kyle Sleeth, Dave Bush (8) and Jason Aquilante. W-Sleeth. L-Kelly. S-Bush. HR-Richard Lewis (GT), Jamie D'Antona (WF), Stephen Ghutman (WF).

Georgia Tech. 4 10 4
NC State 6 11 1
Philip Perry, Brian Burks (8), Jeff Watchko (8) and Bryan Prince. Josh Blanton, Josh Miller (5) and Colt Morton. W-Miller. L-Burks. HR-Colt Morton (NCS), Joe Gaiette (NCS).

2002

St. Petersburg, Fla. Florida Power Park

Georgia Tech. 0 7 3
Clemson 10 11 1
Chris Goodman, Nick Wagner (7), Aaron Walker (7), Jordan Crews (8) and Tyler Parker. Steve Reba, Steven Jackson (9) and Steve Pyzik, Stech Miller (9). W-Reba. L-Goodman. HR-Khall Greene (C).

Duke 1 6 2
Georgia Tech. 6 8 1
Zach Schreiber, Tim Layden (5) and Troy Caradonna. Kyle Schmidt, Philip Perry (9) and Tyler Parker. W-Schmidt. L-Schreiber. HR-Matt Murton (GT).

North Carolina 8 16 1
Georgia Tech. 10 11 1
Daniel Moore, Carter Harrell (5), Michael Gross (5), Whitley Benson (8) and Chris Iannetta, Ryan Blake (7). Kyle Bakker, Jeff Watchko (5) and Tyler Parker. W-Watchko. L-Harrell. HR-Adam Greenberg (NC), Jeremy Cleveland (NC), Ryan Blake (NC), Jeremy Slayden (GT).

Georgia Tech. 4 6 2
Florida State 7 9 2
Brian Burks, Aaron Walker (5) and Mike Nickeas. Robby Read, Daniel Davidson (6), Daniel Hodges (9) and Tony Richie. W-Read. L-Burks. S-Hodges.

2003

CHAMPIONS Salem, Va. Salem Memorial Stadium

Wake Forest 8 15 4
Georgia Tech. 9 9 1
Kyle Sleeth and Steven Malinowski. Micah Owings, Andrew Kown (7), Brian Burks (9) and Mike Nickeas. W-Owings. L-Sleeth. S-Burks. HR-Ryan Johnson (WF), Jeremy Slayden (GT).

Georgia Tech. 0 6 1
NC State 6 12 0
Kyle Bakker, Jeff Watchko (6), Nick Wagner (7), Ryan Self (8) and Mike Nickeas. Nate Cretarolo and Justin Riley. W-Cretarolo. L-Bakker.

Duke 4 11 5
Georgia Tech. 23 25 3
Kevin Thompson, Zach Schreiber (1), Justin Dilucchio (3), Drew Jerdan (6), Blake Walker (8) and Troy Caradonna. Aaron Walker and Andy Hawranick. W-Walker. L-Thompson. HR-Steven Blackwood (GT), Jeremy Slayden (GT), Tyler Greene (GT).

North Carolina 6 10 0
Georgia Tech. 10 9 2
Scott Manshack, Bo Dickerson (4), Jonathan Hovis (6), Matt Danford (8) and Chris Iannetta. Chris Goodman, Nick Wagner (9) and Mike Nickeas. W-Goodman. L-Dickerson.

Georgia Tech. 10 12 2
Florida State 7 7 2
Andrew Kown, Brian Burks (4) and Andy Hawranick, Mike Nickeas (9). Glen Simon, Hunter Jones (5), Kevin Lynch (8), Daniel Hodges (9). W-Burks. L-Hodges. HR-Stephen Drew (FS).

Championship Game

NC State 5 10 2
Georgia Tech. 6 8 2
10 Innings

Phillip Davidson, Colin Brown (5), David Hicks (7), Chad Orvella (7) and Justin Riley, Colt Morton (7). Jason Neighborgall, Jeff Watchko (6) and Mike Nickeas. W-Watchko. L-Orvella.

2004

RUNNER-UP Salem, Va. Salem Memorial Stadium

Maryland 3 11 0
Georgia Tech. 4 9 0
Sean Kane and Bobby Ryan. Brian Burks, Nick Wagner (9) and Mike Nickeas. W-Burks. L-Kane. S-Wagner.

Georgia Tech. 11 16 1
Clemson 7 12 1
13 Innings

Micah Owings, Nick Wagner (9), Ryan Self (10), Jordan Crews (10), Aaron Walker (11), John Goodman (11) and Mike Nickeas, Andy Hawranick (10). Robert Rohrbach, Steven Jackson (6), Jeff Hahn (7), Collin Mahoney (8), Stephen Faris (9), Patrick Hogan (10). W-Goodman. L-Hogan. HR-Mike Trapani (GT), Brad McCann (C).

Florida State 4 9 3
Georgia Tech. 13 15 1
Eddie Cannon, Matt DiBlasi (3), Hunter Davis (8), Frank Radziwon (8), Brian Chambers (8) and Aaron Cheesman. Andrew Kown, Jordan Crews (5) and Andy Hawranick. W-Crews. L-Cannon.

Georgia Tech. 7 9 2
Florida State 8 15 4
Lee Hyde, Nick Wagner (5), Aaron Walker (8), Jordan Crews (8) and Mike Nickeas. Tyler Chambliss, Kevin Lynch (7) and Aaron Cheesman. W-Lynch. L-Walker. HR-Steven Blackwood (GT), Mike Nickeas (GT), Eddy Martinez-Estevé (FS).

Championship Game

Florida State 17 20 3
Georgia Tech. 5 9 3
Blake Wood, Tim Gustafson (3), Aaron Walker (5), Jared Hyatt (6), Ryan Turner (7), Ryan Self (8), Jason Neighborgall (9) and Mike Nickeas. Mark Sauls, Matt DiBlasi (7) and Aaron Cheesman. W-Sauls. L-Wood. S-DiBlasi. HR-Eddy Martinez-Estevé (FS).

2005

CHAMPIONS Jacksonville, Fla. Baseball Grounds

Wake Forest 8 8 4
Georgia Tech. 9 12 3
Brian Bach, Tim Morley (9), Kyle Young (9) and J.B. Tucker. Lee Hyde, Jordan Crews (3), Tim Gustafson (6), Matt Wieters (9) and Andy Hawranick. W-Wieters. L-Bach. HR-Jeff Kindel (GT).

Florida State 4 9 0
Georgia Tech. 5 10 1
Mark Sauls, Kevin Lynch (7), Matt DiBlasi (7), Brian Chambers (7), Barrett Browning (8) and Aaron Cheesman. Blake Wood, Matt Wieters (7) and Andy Hawranick. W-Wieters. L-DiBlasi.

Georgia Tech. 18 14 0
Florida State 2 7 4
7 Innings

Ryan Turner, Jared Hyatt (5) and Andy Hawranick. Hunter Jones, Barrett Browning (3), Tyler Chambliss (7) and Aaron Cheesman. W-Hyatt. L-Jones. HR-Tyler Greene (GT), Whit Robbins (GT).

Championship Game

Georgia Tech. 4 5 1
Virginia 3 8 1
Tim Gustafson, Jordan Crews (5), Matt Wieters (9) and Andy Hawranick. Robert Poutier, Scott Morgenthaler (4), Sean Doolittle (6), Pat McAnaney (7), Casey Lambert (8) and Scott Headd. W-Crews. L-Doolittle. HR-Tom Hagan (V).

2006

Jacksonville, Fla. Baseball Grounds

Miami 1 5 0
Georgia Tech. 2 6 0
Scott Maine, Chris Perez (8) and Eddy Rodriguez. Blake Wood, Tim Ladd (9), Brad Rulon (9) and Matt Wieters. W-Wood. L-Maine. S-Rulon. HR-Eddy Rodriguez (UM), Mike Trapani (GT).

Georgia Tech. 2 6 0
Clemson 3 9 0
Lee Hyde, Matt Wieters (9) and Matt Wieters, Andy Hawranick (9). Stephen Faris, Daniel Moskos (7) and Adrian Casanova. W-Moskos. L-Wieters.

Georgia Tech. 7 11 3
Miami 4 12 1
Ryan Turner, Jared Hyatt (5), Tim Ladd (6), Brad Rulon (8), Matt Wieters (9) and Andy Hawranick. Marcelo Albir, Danny Gil (4), Jon McLean (7), Andrew Lane (8), Ricky Orta (9) and Eddy Rodriguez. W-Hyatt. L-Albir. S-Wieters.

Clemson 7 15 0
Georgia Tech. 8 14 2
10 Innings

Josh Cribb, Ryan Hinson (4), Stephen Clyne (5), Daniel Moskos (8) and Adrian Casanova. David Duncan, Jared Hyatt (5), Tim Ladd (8), Brad Rulon (8), Matt Wieters (8), Michael Huts (9), John Goodman (9) and Andy Hawranick. W-Goodman. L-Moskos. HR-Matt Wieters (GT).

Clemson 16 14 1
Georgia Tech. 11 14 2
Jason Berken, David Kopp (7) and Adrian Casanova. Chris Hicks, Michael Huts (9), Brad Rulon (9) and Andy Hawranick. W-Kopp. L-Huts. HR-Herman Demmink (C), Taylor Harbin (C), Steven Blackwood (GT), Matt Wieters (GT), Luke Murton 3 (GT).

2007

Jacksonville, Fla. Baseball Grounds

Georgia Tech. 8 11 1
North Carolina 4 7 1
David Duncan, Danny Payne (9) and Matt Wieters. Adam Warren, Matt Danford (5), Rob Wooten (7), Tim Federowicz (7), Rob Catapano (7), Tyler Trice (7), B.J. Dail (9) and Benji Johnson. W-Duncan. L-Wooten.

Virginia 4 12 0
Georgia Tech. 1 5 1
Sean Doolittle, Jake Rule (6), Alex Smith (7), Michael Schwimer (8) and Beau Seabury. Eddie Burns, Jared Hyatt (7), Brad Rulon (9) and Matt Wieters. W-Rule. L-Hyatt. S-Schwimer.

NC State 8 14 2
Georgia Tech. 7 11 1
Jimmy Gillheeny, Andrew Taylor (6), Kyle Rutter (6), Eryk McConnell (6) and Caleb Mangum. Ryan Turner, Chris Hicks (3), Jared Hyatt (6), Danny Payne (6), Brad Rulon (6), Matt Wieters (9) and Matt Wieters, Nick Scherer (9). W-McConnell. L-Wieters. HR-Jason Haniger (GT), Tony Plagman (GT).

2008

Jacksonville, Fla. Baseball Grounds

Georgia Tech. 10 14 3
NC State 9 14 5
Deck McGuire, Kevin Jacob (5), Brandon Cumpton (7), Andrew Robinson (8), Brad Rulon (9) and Jason Haniger. Eric Surkamp, Sam Brown (7), Drew Taylor (8), Joey Cutler (8), Eryk McConnell (9) and Chris Schaeffer and Nick Stanley. W-Robinson. L-McConnell. S-Rulon. HR-Murton (GT).

Miami 15 15 2
Georgia Tech. 12 17 0
Eric Erickson, David Gutierrez (4), Kyle Bellamy (6), Carlos Gutierrez (8) and Yasmani Grandal. David Duncan, Andrew Robinson (6), Chris Hicks (8), Brad Rulon (9), Taylor Wood (9) and Jason Haniger. W-C. Gutierrez. L-Rulon. HR-Blake Tekotte (UM), Yonder Alonso 2 (UM), Dave DiNatale 2 (UM), Grandal (UM), Jeff Rowland (GT), Luke Murton (GT).

Clemson 10 13 2
Georgia Tech. 4 11 2
Trey Delk, Ryan Hinson (4), Casey Harman (7), Matt Vaughn (9) and Doug Hogan. Eddie Burns, Zach Von Tersch (7), Taylor Wood (8), Andrew Robinson (8), Chris Hicks (9), Brad Rulon (9) and Jason Haniger. W-Hinson. L-Von Tersch. HR-Jeff Schaus (C), Ben Paulsen (C), Wilson Boyd (C), Thomas Nichols (GT).

ACC TOURNAMENT BOX SCORES

2009 Durham, N.C. Durham Bulls Athletic Park

Miami 8 9 1
Georgia Tech. 6 12 1
Travis Miller, Sam Robinson (3), David Gutierrez (4), Daniel Miranda (7), Kyle Bellamy (8) and Yasmani Grandal. Deck McGuire, Andrew Robinson(6), Jake Davies (6), Patrick Long (7), Zach Brewster (7); Mark Pope (9) and Jason Haniger. W-Gutierrez. L-McGuire. S-Bellamy.

Georgia Tech. 3 7 1
Boston College 7 9 0
Jed Bradley, Zach Von Tersch (5), Jake Davies (6); Andrew Robinson (6), Zach Brewster (8), Kevin Jacob (8) and Jason Haniger. JB MacDonald, Kevin Moran (6), Mike Belfiore (9) and Tony Sanchez. W-MacDonald. L-Bradley.

Georgia Tech. 9 10 0
Florida State 2 10 1
Brandon Cumpton, Jake Davies (6), Andrew Robinson (6), Zach Brewster(7), Mark Pope (8), Kevin Jacob (8) and Jason Haniger. Hunter Scantling, Mark Peterson (5), Tyler Everett (6), Austin Wood (9) and Parker Brunelle. W-Cumpton. L-Scantling.

2010 Greensboro, N.C. NewBridge Bank Park

Virginia Tech 6 6 1
Georgia Tech. 2 4 0
Justin Wright and Steve Domecus. Deck McGuire; Patrick Long (7); Taylor Wood (8); Luke Bard (9) and Cole Leonida. W-Wright. L-McGuire. HR-Wates (VT); Seaborn (VT). Dantzler (GT); Rowland (GT).

Georgia Tech. 17 11 1
NC State 5 6 5
15 innings
Brandon Cumpton; Buck Farmer (7) and Cole Leonida. Jake Buchanan; John Lambert (2); Ethan Ogburn (3); Nick Rice (6); Vance Williams (6); Nate King (7); Russell Wilson (7) and Pratt Maynard. W- Cumpton. L-Buchanan. HR-Riggins (NCS); Maynard (NCS).

Georgia Tech. 3 10 1
Clemson. 9 13 0
Jed Bradley; Patrick Long (5); Jake Davies (7); Andrew Robinson (8) and Cole Leonida. Will Lamb; Dominic Leone (7); Kevin Brady (8) and Spencer Kieboom. W-Lamb. L-Bradley. HR-Skole (GT). Parker (CU); Shaffer (CU).

2011 Durham, N.C. Durham Bulls Athletic Park

Clemson. 9 13 0
Georgia Tech. 0 6 2
Dominic Leone; David Haselden(6) and Spencer Kieboom; Phil Pohl. Mark Pope; Devin Stanton(7); DeAndre Smetter(8); Taylor Wood(9) and Zane Evans. W-Leone. L-Pope. HR-Epps (CU).

Georgia Tech. 6 15 2
NC State 5 9 0
Jed Bradley; Dusty Isaacs(6); Devin Stanton(6); Clay Dalton(7); Luke Bard(7); Kevin Jacob(12); Conner Kendrick(14); Matt Grimes(14) and Zane Evans. Chamra, R; Sasser, G(6); Easley, J(8); Overman, C(11); Ogburn, E(13) and Schaeffer, C; Canela, D; Maynard, P. W-Grimes. L-Ogburn. HR-Matt Skole (GT).

Georgia Tech. 2 7 2
Florida State 4 7 2
Buck Farmer; Dusty Isaacs(7); Devin Stanton(7); Clay Dalton(7); DeAndre Smetter(7); Conner Kendrick(8) and Zane Evans. McGee, M.; Busch, B(6); Bennett, D(8) and Lopez, R. W-McGee. L-Farmer.

2012 **CHAMPIONS** Greensboro, N.C. NewBridge Bank Park

Georgia Tech. 5 7 1
Florida State 4 7 0
Buck Farmer; Alex Cruz(7) and Zane Evans. Scott Sitz; Brian Busch(5); Gage Smith(6); Kyle Bird(8); Hunter Scantling(9) and Stephen McGee. W-Farmer. L-Sitz. S-Cruz. HR-Davies 2 (GT). Ramsey (FS).

Virginia. 5 9 0
Georgia Tech. 17 14 2
7 innings
Scott Silverstein; Nick Howard(3); Austin Young(4) and Nate Irving. Cole Pitts; Dusty Isaacs(6) and Connor Lynch. W-Pitts. L-Silverstein. HR-Davies (GT), Evans (GT), Hyde (GT).

Georgia Tech. 5 10 1
Clemson. 1 5 2
Jake Davies; Alex Cruz(7) and Zane Evans. Kevin Pohle; Scott Firth(3); Joseph Moorefield(9) and Spencer Kieboom. W-Davies. L-Pohle. S-Cruz. HR-Davies (GT). Wilkerson (CU).

Championship Game

Georgia Tech. 8 15 3
Miami 5 5 3
Josh Hedding; Jarrett Didrick(3); Zane Evans(7) and Connor Lynch. Javi Salas; Vince Kosak(2); Christian Diaz(3); Adam Sargent(6); AJ Salcines(7); Eric Nedeljkovic(8) and Garrett Kennedy. W-Didrick. L-Salcines. S-Evans. HR-Hyde (GT). Broad (UM).

2013 Durham, N.C. Durham Bulls Athletic Park

Georgia Tech. 4 9 0
Florida State 3 6 0
Buck Farmer; Daniel Palka(8) and Zane Evans. Scott Sitz; Billy Strode(8); Robby Coles(9) and Stephen McGee. W-Palka. L-Coles. HR-Murray (GT); Hyde (GT).

Virginia. 8 9 0
Georgia Tech. 2 10 2
Scott Silverstein; Josh Sborz(9) and Nate Irving. Dusty Isaacs; Joe Wiseman(6); Cole Pitts(6); DeAndre Smetter(9) and Mitch Earnest. W-Silverstein. L-Isaacs. HR-Downes (VA), Howard (VA), Towns (VA).

Georgia Tech. 2 7 0
Virginia Tech 3 10 1
Jonathan King; Alex Cruz(7); Daniel Palka(7) and Zane Evans; Mitch Earnest. Devin Burke; Clark Labitan(8) and Chad Morgan. W-Burke. S-Labitan. L-King. HR-Pinder (VT).

2014 **CHAMPIONS** Greensboro, N.C. NewBridge Bank Park

Georgia Tech. 5 13 0
Wake Forest 3 11 1
Matthew Grimes; Sam Clay(5); Dusty Isaacs(8) and Mitch Earnest. Jack Fischer; Max Tishman(6); Parker Dunshee(6) and Ben Breazeale. W-Clay. L-Fischer. S-Isaacs.

Georgia Tech. 6 14 0
Miami 3 9 1
Josh Hedding; Dusty Isaacs(8) and Arden Pabst. Andrew Suarez; Cooper Hammond(7); Thomas Woodrey(9) and Garrett Kennedy. W-Hedding. L-Hammond. S-Isaacs. HR-Carey (UM).

Duke 6 14 1
Georgia Tech. 0 5 0
Drew Van Orden and Mike Rosenfeld. Ben Parr; Jonathan Roberts(6); Zac Ryan(8); Ben Schniederjans(9) and Arden Pabst. W-VanOrden. L-Parr. HR-Perez (DU). Betts (DU). Deitrich (DU).

Georgia Tech. 3 9 0
Clemson. 0 4 3
Dusty Isaacs; Sam Clay(6) and Mitch Earnest. Clate Schmidt; Matt Campbell(9) and Chris Okey. W-Isaacs. L-Schmidt. S-Clay. HR-Hyde (GT).

Championship Game

Georgia Tech. 9 13 0
Maryland 4 9 1
Devin Stanton; Matthew Grimes(4); Jonathan Roberts(7); Ben Parr(8); Sam Clay(9) and Mitch Earnest. Jake Drossner; Bobby Ruse(6); Kevin Mooney(7); Ben Brewster(8); Tayler Stiles(9) and Kevin Martir. W-Roberts. L-Mooney. HR-Schmidt (UM).

GEORGIA TECH'S ALL-TIME NCAA TOURNAMENT RECORD: 69-61 (.531)

Regionals: 61-50 (.550); 30 appearances

Super Regionals: 4-6 (.400); 5 appearances

College World Series: 4-5 (.444); 3 appearances

Georgia Tech vs. Regional/Super Regional Opponents

Opponent	Record	Last Mtg
Alabama	2-3	2010
Arizona State	0-1	1998
Arkansas	1-1	1998
Austin Peay	2-1	2011
California	0-2	1995
Central Florida	0-1	1989
Central Michigan	1-0	1985
Clemson	0-1	1959
Coastal Carolina	2-1	2002
College of Charleston	4-0	2012
Connecticut	1-0	1994
East Carolina	0-1	2003
East Tennessee State	1-0	2013
Eastern Kentucky	1-0	1985
Elon	1-0	2009
Florida	0-2	2012
Florida Atlantic	2-0	2002
Florida State	1-2	1985
Furman	1-0	2005
George Mason	1-0	1992
George Washington	1-0	1959
Georgia	2-6	2008
Georgia Southern	1-0	2000
Georgia State	1-0	2009
Houston	0-1	1990
Illinois	1-1	2013
Jacksonville State	2-0	2014
Liberty	1-0	1993
Lipscomb	1-0	2008
Louisiana State	0-2	1996
Louisville	1-0	2008
Maryland	1-0	1971
Mercer	1-0	2010
Miami	2-4	1989
Mississippi State	1-3	2011
Navy	1-0	1986
New Orleans	1-1	1996
Ohio State	0-1	1993
Oklahoma State	1-1	1998
Rider	0-1	1987
St. John's	1-1	1991
Southern Miss.	2-2	2011
South Carolina	4-2	2005
S.E. Missouri State	1-0	1998
S.W. Louisiana	1-0	1997
Southern California	0-2	2000
Stetson	3-1	2006
Tennessee	0-3	2005
Tennessee Tech	1-0	1997
Texas A&M	1-1	1992
Texas Tech	2-0	2004

Tulane	1-0	1996
Vanderbilt	3-1	2013
Villanova	0-1	1989
Va. Commonwealth	1-0	1988
Washington	2-4	2014
Western Carolina	1-0	1986
Wichita State	1-1	1994

OVERALL REGIONAL/SR RECORD 65-56

Georgia Tech vs. College World Series Opponents

Opponent	Record	Last Mtg
Cal State Fullerton	2-1	2006
Clemson	0-2	2006
Florida State	1-0	1994
Oklahoma	0-1	1994
South Carolina	1-1	2002

OVERALL CWS RECORD 4-5

NCAA Record by Site

Alex Box Stadium, Baton Rouge, La.	3-4
Dick Howser Stadium, Tallahassee, Fla.	5-4
Dudy Noble Field, Starkville, Miss.	2-2
Eck Stadium-Tyler Field, Wichita, Kan.	7-3
Foley Field, Athens, Ga.	2-4
Hawkins Field, Nashville, Tenn.	3-2
Lindsey Nelson Stadium, Knoxville, Tenn.	0-2
Mark Light Stadium, Miami, Fla.	5-4
McKethan Stadium, Gainesville, Fla.	5-6
Rosenblatt Stadium, Omaha, Neb.	4-5
Russ Chandler Stadium, Atlanta, Ga.	28-19
Sims Legion Park, Gastonia, N.C.	4-4
Swayze Field, Oxford, Miss.	1-2

All-College World Series Team

1994	Jason Varitek	.C
	Nomar Garciaparra	.SS
	Brad Rigby	.P
2002	Victor Menocal	.SS

All-Regional Tournament Selections

1985	Rob Beistline	.P
	Scott Jordan	.OF
1986	Keith Fleming	.P
	Mike Fowler	.OF
	Keith Kerver	.SS
	Riccardo Ingram	.OF
1988	Marty Durkin	.3B
	Billy Parham	.1B
1989	Darren Bragg	.OF
1991	Carlton Fleming	.2B
	Reggie Johnson	.DH
1992	Brett Binkley	.P
	Nomar Garciaparra	.SS
	Michael Smith	.OF
1993	Chris Myers	.P
	Jay Payton	.OF
1994	Nomar Garciaparra	.SS . . . MVP
	Jason Varitek	.C
	Scott Byers	.1B
	Jay Payton	.OF
	Brad Rigby	.P
1996	Mark Fischer	.OF
	J.J. Thomas	.DH
1997	J.J. Thomas	.1B
	Kris Wilson	.P
1998	Matthew Boggs	.2B
	Jay Hood	.SS
2000	Bryan Prince	.C . . . MVP
	Richard Lewis	.2B
	Victor Menocal	.SS
	Brad Stockton	.OF
	Mark Teixeira	.3B
	Cory Vance	.P
2002	Victor Menocal	.SS . . . MVP
	Kyle Bakker	.P
	Chris Goodman	.P
	Jeremy Slayden	.OF
2003	Clifton Remole	.DH
2004	Eric Patterson	.2B . . . MVP
	Whit Robbins	.1B
	Tyler Greene	.SS
	Clifton Remole	.OF
	Micah Owings	.P
	Andrew Kown	.P
2005	Tim Gustafson	.P . . . MVP
	Tyler Greene	.SS
	Andy Hawranick	.C
	Jeff Kindel	.OF
	Danny Payne	.OF
	Blake Wood	.P
2006	Matt Wieters	.C . . . MVP
	Mike Trapani	.2B
	Michael Fisher	.SS
	Jeff Kindel	.OF
	Ryan Turner	.P
2008	Jason Haniger	.C
	Charlie Blackmon	.OF
2009	Matt Skole	.3B
	Luke Murton	.OF
	Jay Dantzler	.DH
2010	Deck McGuire	.P
	Jacob Esch	.2B
	Jay Dantzler	.OF
2011	Zane Evans	.C
	Daniel Palka	.DH
	Matt Skole	.3B
2012	Sam Dove	.3B
	Zane Evans	.C
	Brandon Thomas	.OF
2013	Zane Evans	.DH
	Josh Hedding	.P
	Mott Hyde	.SS
	Kyle Wren	.OF
2014	Ryan Peurifoy	.OF

NCAA TOURNAMENT BOX SCORES

1959

District III Playoff Gastonia, N.C. Sims Legion Park

Record: 1-2

Selection: At-large

Georgia Tech. 6 6 4
Clemson. 9 6 1
Bud Blemker and George Inman;
Bailey Hendley, Harold Stowe (8)
and Bob Dempsey. W—Hendley.
L—Blemker. HR—Doug Hoffman
(C).

Georgia Washington. 2 8 3
Georgia Tech. 7 9 2
Ed Chambliss and Roland
Toups; Campana, Padgett (5)
and Gatti. W—Chambliss. L—
Campana.

Florida State. 16 13 2
Georgia Tech. 9 10 7
Ron Fraser, Carl Nelson (9) and
Bill Westendick; Harry Davis,
Curt Beavers (3), Jimmy Nail
(6), George Costner (8), Jimmy
Hyder (9) and Roland Toups,
George Inman (9). W—Fraser.
L—Davis. HR—Charlie Rodgers
(FSU), Roger Kaiser (GT).

1971

RUNNER-UP District III Playoff Gastonia, N.C. Sims Legion Park

Record: 3-2

Selection: At-large

Miami. 4 7 1
Georgia Tech. 3 7 5
Tom Borzecky and Al Volpe;
Mike Sorrow, Bob Jobson (6)
and H.F. Reagin. W—Borzecky.
L—Sorrow. HR—Bob Blane (GT),
Jim Hargrave (GT).

Georgia Tech. 9 12 0
Maryland. 4 10 2
Mike Schisler and H.F. Reagin;
Bob Grossman, Mike Chadick
(1), John Petronaci (9) and Skip
Smith. W—Schisler. L—Gross-
man. HR—Mike Chadick (M),
Randy Kurtz (M).

Georgia Tech. 5 8 0
Miami. 3 5 1
Bill Pridgen and Mike Moore;
Mike Larkin, Terry Brown (6),
Bob Bartlett (6), Ralph Maza
(7), Dave Patrylo (9) and Al
Volpe. W—Pridgen. L—Brown.
HR—Volpe.

Mississippi State. 8 11 2
Georgia Tech. 20 20 3
Myrick, Pritchard (1), Henderson
(1), Hudson (2), Eichmeier (3)
and Irvin; Bob Jobson, Greg
Baldwin (9) and Mike Moore.
W—Jobson. L—Myrick.

Finals

Georgia Tech. 2 9 3
Mississippi State. 5 11 1
Mike Sorrow and Mike Moore;
Jerry Thompson and David Voss.
W—Thompson. L—Sorrow. HR—
Dave Phares (MSU), two on, two
out, 9th inning.

1985

RUNNER-UP South II Regional Seminole Stadium Tallahassee, Fla.

Record: 3-2

Selection: Automatic
Seed: No. 3

Georgia Tech. 7 10 2
Central Michigan. 6 15 2
Kevin Brown, Keith Fleming (7)
and Jeff Mons; Eric Wilson, Bob
Cavanaugh and Rob Herzog. W—
Fleming. L—Cavanaugh. HR—Jeff
Distasio (GT), Dan Cronkright
(CM).

Florida State. 9 9 0
Georgia Tech. 1 4 5
Mike Loynd and Barry Blackwell;
Roger Kinard, Keith Fleming (6),
John Stewart (6), Todd Shiver (8)
and Jeff Mons, Pete Stephens
(9). W—Loynd. L—Kinard.

Eastern Kentucky. 13 18 5
Georgia Tech. 14 13 2
Ed Norkus, Joel Stockford (5),
Sherman Bennett (9) and John
Miles; John Horn, Roger Roddy
(5), Keith Fleming (7) and Jeff
Mons, Pete Stephens (9). W—
Fleming. L—Bennett. HR—Rob-
ert Moore (EK), Bob Moranda
(EK), Jeff Distasio (GT) 2.

Georgia Tech. 8 11 2
Florida State. 3 9 4
Rob Beistline and Jeff Mons;
Ray Revak, Paul Thomas (2),
Richie Lewis (6), Doug Little
(9) and Barry Blackwell. W—
Beistline. L—Revak.

Finals

Georgia Tech. 5 12 1
Arkansas. 7 11 2
Kevin Brown and Jeff Mons;
Fred Farwell, Tim Deitz (9) and
Doyle Wilson. W—Farwell. L—
Brown. HR—Jeff Distasio (GT),
Jeff King (A), Steve Clements
(A).

1986

RUNNER-UP Atlantic Regional Mark Light Stadium Miami, Fla.

Record: 3-2

Selection: Automatic
Seed: No. 2

Georgia Tech. 9 16 1
Navy. 8 13 4
14 innings

Kevin Brown, John Stewart (4),
Roger Roddy (5), Jim Poole (6),
Keith Fleming (8) and Jeff Mons;
Drew Tanner, Todd Bilza (5),
Dave Landwehr (9), Tony Faust
(10), Steve Wieman (11) and
Ted Wallace, Charlie Howsare
(9), Zach Scruton (13). W—
Fleming. L—Wieman. HR—K.G.
White (GT), Riccardo Ingram
(GT).

Western Carolina. 7 13 3
Georgia Tech. 8 10 4
11 innings

Brian Tebo, Gary Shamp (4) and
Darryl Rogers, Tony Myers (11);
Roger Kinard, Roger Roddy (4),
John Stewart (6), Keith Fleming
(6) and Jeff Mons. W—Fleming.
L—Shamp. HR—K.G. White (GT),
Frank Bolick (GT).

Georgia Tech. 6 9 3
Miami. 7 9 3
10 innings

Todd Shiver, Keith Fleming (10)
and Jeff Mons; Will Vespe, Kevin
Ryan (7), Rick Raether (7), Mike
Gibbons (10) and Chris Magno.
W—Gibbons. L—Shiver.

Alabama. 6 8 2
Georgia Tech. 12 15 3
Meridith Sanford, Jake Stout (5),
Greg Hilbbard (7), Chris Taylor (8)
and Doug Duke; Kevin Brown,
John Stewart (5) and Jeff Mons.
W—Brown. L—Stout. HR—Duke
(A), Billy Parham (GT).

Finals

Miami. 15 20 1
Georgia Tech. 9 13 1
Chris Lee, Don Davies (5), Mike
Gibbons (6), Rick Raether and
Frank Dominguez; Roger Ki-
nard, Roger Roddy (4), Keith
Fleming (6), Jim Poole (7), Scott
Erwin (9) and Jeff Mons. W—
Gibbons. L—Fleming. SV—Ra-
ether. HR—Mike Fowler (GT) 2.

1987

Northeast Regional Russ Chandler Stadium Atlanta, Ga.

Record: 0-2

Selection: Automatic
Seed: No. 1

Rider. 8 13 0
Georgia Tech. 5 10 4
Ron Kroschwitz, Ken Kremer (8)
and Ed Horowitz; Todd Shiver,
John Davis (5), Jim Poole (9)
and David Ivester, Blake Burke
(9). W—Kroschwitz. L—Shiver.
SV—Kremer. HR—Ken Kremer
(R) 2, Blake Burke (GT).

Georgia. 5 11 0
Georgia Tech. 1 1 3
Scott Broadfoot and Roger
Miller; Roger Kinard, Jim Poole
(9) and David Ivester. W—Broad-
foot. L—Kinard. HR—Rich Bielski
(GA), Steve Carter (GA), Blake
Burke (GT).

1988

THIRD PLACE Atlantic Regional Mark Light Stadium Miami, Fla.

Record: 2-2

Selection: Automatic
Seed: No. 2

5 VCU. 6 9 3
2 Georgia Tech. 9 11 6
Jerry Dipoto, Tony Helmick (1),
Jeff Zona (1), Mark Dunford (6),
Danny Flanagan (8) and Adam
Knically; Scott Erwin, Joe Wise
(5) and David Ivester. W—Wise.
L—Zona.

2 Georgia Tech. 7 9 2
3 South Carolina. 6 12 1
John Davis, Jon George (6), Jim
Poole (7) and David Ivester; Joe
Cardwell, Bobby Underwood (6),
Tony Spires (8), and Mark Nel-
son. W—Davis. L—Cardwell.
SV—Poole. HR—K.G. White
(GT) 2.

1 Miami. 4 9 1
2 Georgia Tech. 2 4 3
Steffen Majer, Dan Bruckner (8),
Joe Grahe (8) and Frank Domin-
guez; Doug Creek, Jim Poole
(9) and David Ivester. W—Majer.
L—Creek. SV—Grahe.

2 Georgia Tech. 0 2 1
3 South Carolina. 5 10 0
Sam Drake, Joe Wise (6), Jim
Poole (7) and David Ivester;
Brian Williams and Mark Nelson.
W—Williams. L—Drake. HR—
Bobby Underwood (SC).

1989

East Regional McKethan Stadium Gainesville, Fla.

Record: 1-2

Selection: At-large
Seed: No. 3

Central Florida. 6 6 0
3 Georgia Tech. 4 9 2
Brian Ahern and Bobby Kiser;
Scott Erwin, Jimmy Redovian (8)
and Jon Anderson. W—Ahern.
L—Redovian. HR—Darren Bragg
(GT).

3 Georgia Tech. 9 12 1
Miami. 7 7 2
Doug Creek, Jimmy Redovian
(9) and Jon Anderson; Greg
Knowles, Oscar Munoz (5), Scott
Sharts (7) and Chris Hirsch. W—
Creek. L—Knowles. SV—Redo-
vian. HR—Henry Hernandez (M),
Will Vespe (M), Jon Anderson
(GT), Darren Bragg (GT).

Villanova. 18 20 4
3 Georgia Tech. 16 15 3
10 innings

Mike Schick, Scott Marks (2),
Brian Kenny (4), Bob McCreary
(5), Mike Wismer (7), Rafael
Novoa (9) and Dan Farren,
Dan Swallow (4), Brian Blake
(5), Mike Swanson (8). Marc
Pisciotta, Jon George (6), Mike
Hostettler (6), Jimmy Redovian
(6), John Davis (9) and Jon
Anderson. W—Wismer. L—Davis.
HR—Gary Scott (V).

1990

South I Regional Alex Box Stadium Baton Rouge, La.

Record: 0-2

Selection: At-large
Seed: No. 4

4 Georgia Tech. 2 11 1
3 Houston. 4 8 1
Mike Hostettler, Brent Colson (6)
and Paul Mears, Dave Wiggins
(8); Keith Darter, Al Benavides
(6). W—Darter. L—Hostettler.
SV—Benavides. HR—Mike Reyn-
olds (GT), Phil Lewis (H), Fred
Hinojosa (H).

1 Louisiana State. 11 13 2
4 Georgia Tech. 5 13 1
Paul Byrd, Mike Sirotka (8) and
Gary Hymel; Doug Creek, Joe
Wise (5), Billy Harris (5), Marc
Pisciotta (6) and Paul Mears, An-
thony Maisano (9). W—Byrd. L—
Creek. HR—Darren Bragg (GT).

1991

THIRD PLACE Atlantic Regional Dick Houser Stadium Tallahassee, Fla.

Record: 2-2

Selection: At-large
Seed: No. 3

4 St. John's. 5 11 3
3 Georgia Tech. 4 12 1
Tom Danulevith, Ken Grzelac-
zyk (6), Eric Reichenbach (8)
and Anthony Criscuolo; Doug
Creek, Brent Colson (8) and
Jason Varitek, Paul Mears (9).
W—Grzelaczkyk. L—Colson. SV—
Reichenbach. HR—Keith Rader
(SJ), Denis Durland (SJ).

3 Georgia Tech. 11 16 1
6 Coastal Carolina. 7 14 1
Marc Pisciotta, Billy Harris (8)
and Jason Varitek; Mike Davis,
Chris Hanrahan (4), Dave Iorland
(7) and Pete Schramka. W—Pi-
sciotta. L—Davis. SV—Harris.
HR—Reggie Johnson (GT), Pete
Leszczynski (CC).

4 St. John's. 4 4 1
3 Georgia Tech. 5 12 1
Ken Lichtenberg, Mike Kress
(4), Eric Reichenbach (7) and
Anthony Criscuolo; Brent Col-
son, Chris Myers (7) and Jason
Varitek. W—Colson. L—Lich-
tenberg. SV—Myers. HR—Denis
Durland (SJ).

2 Alabama. 8 12 3
3 Georgia Tech. 4 7 1
Joe Vitello, Ben Short (7) and
Matt Allen, Chris Barnes (9);
Brett Binkley, Billy Harris (6),
Kevin Hilton (8), Chris Myers (9)
and Jason Varitek. W—Short.
L—Harris. HR—Hunter Plott (A).

1992

THIRD PLACE East Regional McKethan Stadium Gainesville, Fla.

Record: 2-2

Selection: At-large

Seed: No. 2

5 George Mason . . . 4 10 1
2 Georgia Tech . . . 5 8 0
Edson Hoffman, Todd Harris (8)
and Chris Widger. Brent Colson,
Chris Myers (5), Brett Binkley
(8) and Jason Varitek. W-Bin-
kley. L-Hoffman. HR-Chris
Burr (GM).

2 Georgia Tech . . . 3 12 2
3 Texas A&M . . . 2 8 0

10 innings

Brad Rigby, Brett Binkley (8)
and Jason Varitek. Brian Har-
rison, James Nix (10) and Rob
Trimble, John Keller (9). W-Bin-
kley. L-Nix.

3 Texas A&M . . . 7 12 1
2 Georgia Tech . . . 5 11 3
Brian Parker, James Nix (5) and
John Keller, Rob Trimble (8).
David Albert, Al Gogolin (4) and
Jason Varitek. W-Nix. L-Albert.
HR-Mike Hickey (T).

2 Georgia Tech . . . 2 9 1
4 California . . . 3 7 1
Brent Colson, Brett Binkley (7)
and Jason Varitek. Mike Cather,
Jon Zuber (9) and Reed Aljian,
Dan Trump (8). W-Cather. L-
Binkley. SV-Zuber. HR-Varitek.

1993

THIRD PLACE Atlantic Regional Russ Chandler Stadium Atlanta, Ga.

Record: 2-2

Selection: At-large

Seed: No. 1

6 Liberty 1 2 3
1 Georgia Tech . . . 4 7 1
Rich Humphrey and Beau Martin.
Brad Rigby, Chris Myers (9) and
Jason Varitek. W-Rigby. L-
Humphrey. SV-Myers.

1 Georgia Tech . . . 4 8 1
4 Ohio State 7 13 0
David Albert, Brett Binkley (5)
and Jason Varitek. Chris Granata
and Tony Khoury. W-Granata.
L-Albert. HR-David Newhan
(GT), Chris Williams (OSU), Gary
Jones (OSU), Jay Payton (GT).

2 South Carolina . . . 0 4 2
1 Georgia Tech . . . 12 9 2
Matt Threehouse, J.J. Pearsall
(6), Ted Rose (6), Craig Ross
(8) and Mike Tarter. Al Gogolin
and Jason Varitek. W-Gogo-
lin. L-Threehouse. HR-David
Newhan (GT).

1 Georgia Tech . . . 4 6 2
3 Wichita State . . . 5 11 4

10 innings

Chris Myers, Brett Binkley (9)
and Jason Varitek. Brandon
Baird, Darren Dreifort (7) and
Adam McCollough. W-Dreifort.
L-Binkley. HR-Dreifort (WS).

1994

REGIONAL CHAMPION Midwest II Regional Eck Stadium-Tyler Field Wichita, Kan.

Record: 4-1

Selection: At-large

Seed: No. 1

6 Connecticut 0 5 1
1 Georgia Tech . . . 7 11 1
Aaron Quinn and Kyle Cooney.
Al Gogolin, Carlos Cason (9)
and Jason Varitek. W-Gogolin.
L-Quinn. HR-Jay Payton (GT).

3 Wichita State . . . 1 4 2
1 Georgia Tech . . . 13 14 0
Mike Drumright, Jason Jordan
(7), Travis Wyckoff (8), Jamie
Bluma (8), Braden Looper (8)
and Adam McCollough. Brad
Rigby and Jason Varitek. W-
Rigby. L-Drumright. HR-Jason
Varitek (GT).

1 Georgia Tech . . . 6 7 1
5 Washington 2 6 0
Chris Myers and Jason Varitek.
Jamie Day and Christian Shew-
ey. W-Myers. L-Day. HR-Jon
VanderGriend (W), Nomar Gar-
ciaparra (GT).

1 Georgia Tech . . . 9 14 3
5 Washington 12 17 2

14 innings

Shane McGill, Geoff Duncan (4),
Tucker Barr (5), Matt Saier (10)
and Jason Varitek. Tim Camp-
bell, Brett Merrick (8), Brandon
Irvine (9), Justin Bice (10) and
Christian Shewey, Shawn Mahle
(14). W-Bice. L-Saier. HR-
Brian Loucks (W), Jay Payton
(GT).

Finals

5 Washington 7 19 6
1 Georgia Tech . . . 18 18 1
Derek Carpenter, Matt Gies (1),
Matt Smith (8), Eric Schmidt (7)
and Shawn Mahle. Al Gogolin,
Carlos Cason (9) and Jason Va-
ritek. W-Gogolin. L-Carpenter.
HR-Jon VanderGriend (W),
Nomar Garciaparra (GT).



1994

NATIONAL RUNNER-UP College World Series Rosenblatt Stadium Omaha, Neb.

Record: 3-1

Seed: No. 2

7 Cal State Fullerton. 0 3 0
2 Georgia Tech . . . 2 5 2
Mike Parisi, Chad Rolish (8), Dan
Ricabal (8) and Bret Hemphill.
Brad Rigby and Jason Varitek.
W-Rigby. L-Parisi. HR-Mi-
chael Sorrow (GT).

2 Georgia Tech . . . 12 12 3
6 Florida State . . . 4 8 4

10 innings

Al Gogolin, Chris Myers (8),
Tucker Barr (10) and Jason
Varitek. Jonathan Johnson, Phil
Olson (9), David Yocum (10),
Chuck Howell (10) and Mike
Martin. W-Myers. L-Olson.
HR-Jason Varitek (GT), Matt
Saier (GT).

Georgia Tech 3 11 2
Cal State Fullerton . . 2 11 1

12 innings

Brad Rigby, Chris Myers (9) and
Jason Varitek. Mike Parisi, Ted
Silva (8), Chad Rolish (12), Matt
Wagner (12) and Bret Hemphill.
W-Myers. L-Silva. HR-Jay
Payton (GT), Jeremy Giambi
(CSF), Nomar Garciaparra (GT).

National Championship

Georgia Tech 5 10 4
Oklahoma 13 16 0
Al Gogolin, Chris Myers (4),
Shane McGill (7), Carlos Cason
(8) and Jason Varitek. Kevin
Lovingier, Shawn Snyder (3),
Tim Walton (4), Bucky Buckles
(6) and Javier Flores. W-Wal-
ton. L-Gogolin. SV-Buckles.
HR-Jason Varitek (GT), Nomar
Garciaparra (GT), Damon Minor
(O), Chip Glass (O).

1995

FIFTH PLACE Midwest Regional Nelson Stadium Knoxville, Tenn.

Record: 0-2

Selection: At-large

Seed: No. 4

4 Georgia Tech 3 7 1
3 California 4 5 2
Kris Wilson, Rich Thieme (8)
and Tucker Barr. Keith Evans,
Alex Franklin (7), Mike Miller
(8), Drew Fischer (9) and Cody
McCormick. W-Miller. L-Wilson.
S-Fischer. HR-Gavin Brown (C).

1 Tennessee 6 11 2
4 Georgia Tech . . . 4 8 2
Ryan Meyers, Todd Helton (9)
and Ray Espinosa. David Elder,
Matt Saier (3) and Tucker Barr.
W-Meyers. L-Elder. S-Helton.
HR-Mark Fischer (GT), Matt
Whitley (T).

1996

RUNNER-UP South II Regional Alex Box Stadium Baton Rouge, La.

Record: 3-2

Selection: At-large

Seed: No. 2

5 New Orleans . . . 13 13 1
2 Georgia Tech . . . 3 8 4
David Elder, Kris Wilson (3),
Geoff Duncan (7) and Tucker
Barr. Donald Rushing and Jason
Washam. W-Rushing. L-Elder.
HR-Jason Washam (NO), Scott
Carson (NO), J.J. Thomas (GT).

2 Georgia Tech . . . 14 19 0
6 Austin Peay 3 6 1
Jase Wrigley, Carlos Cason
(9) and Eric McQueen, Tucker
Barr (9). Mike Eikenberry, Glen
Longhurst (8), Seth Massey (9)
and Ryan Bennett. W-Wrigley.
L-Eikenberry. HR-Adam Leggett
(GT), J.J. Thomas (GT), Nate
Manning (AP).

4 Tulane 4 11 2
2 Georgia Tech . . . 7 14 0
Scott Williamson, Scott Bell
(6) and Chad Sutter. Chuck
Crowder, Geoff Duncan (9),
Shane McGill (9) and Tucker
Barr. W-Crowder. L-Williamson.
HR-Mark Fischer (GT), J.J.
Thomas (GT).

2 Georgia Tech . . . 12 16 2
5 New Orleans 7 8 4
Scott Prather, L.J. Yankosky (8),
Carlos Cason (9) and Eric Mc-
Queen. Thomas Marks, Brady
Benoit (3), Steve Stanson (8),
Joey Cabeceiras (8) and Jason
Washam. W-Prather. L-Marks.
HR-Adam Leggett (GT), Mark
Fischer (GT), Joe DiSalvo (NO).

Finals

2 Georgia Tech . . . 13 16 1
1 Louisiana State . . 29 23 1
David Elder, Shane McGill (1),
Rich Thieme (7), L.J. Yankosky
(7), Kris Wilson (7), Carlos Cason
(7), Geoff Duncan (7) and Tucker
Barr. Brett Laxton, Chris De-
mouy (6), Joey Painich (6), Pat-
rick Coogan (6), Brian Daugherty
(8) and Lanier. W-Laxton. L-
Elder. HR-Dunn (LSU), Lanier
(LSU), Moore (LSU).

1997

THIRD PLACE Midwest Regional Dudy Noble Field Starkville, Miss.

Record: 2-2

Selection: At-large

Seed: No. 1

6 Tennessee Tech . . 0 1 1
1 Georgia Tech . . . 5 9 0
Mark Maberry and Brian Lee.
Kris Wilson and Eric McQueen.
W-Wilson. L-Maberry. HR-J.J.
Thomas (GT).

1 Georgia Tech . . . 8 11 0
3 S.W. Louisiana . . . 0 2 3
Jase Wrigley and Eric McQueen.
Cody Robbins, Philip Devay (7),
J.B. Slaton (9) and Shannon
Poole, Jim Fritz (6). W-Wrigley.
L-Robbins. HR-J.J. Thomas
(GT), Eric McQueen (GT).

4 Washington 8 11 1
1 Georgia Tech . . . 4 12 5
Matt Hampton, Cody Morrison
(8) and Ryan Bundy. David Elder,
Simon Young (8), Shane McGill
(8), Chuck Crowder (9) and Eric
McQueen, Todd Papetti (3). W-
Hampton. L-Elder.

1 Georgia Tech 2 8 4
2 Mississippi State. 10 13 1
L.J. Yankosky, Rich Thieme (5),
Chuck Crowder (7) and Todd Pa-
petti (8). Keith Dilgard and Barry
Patton. W-Dilgard. L-Yankosky.
HR-Platt (MS), Thomas (GT).

1998

RUNNER-UP Midwest Regional Eck Stadium-Tyler Field Wichita, Kan.

Record: 3-2

Selection: At-large

Seed: No. 2

Oklahoma State . . . 13 14 0
Georgia Tech 4 10 5
Matt Smith, Dreier (7), Berg-
man (9) and Josh Holliday.
Chuck Crowder, Jase Wrigley
(2), Simon Young (7), Robert
Aaron (8), Scott Prather (8) and
Eric McQueen. W-Smith. L-
Crowder. HR-Heath Honeycutt
(GT), Ryan Brooks (GT).

Georgia Tech 14 19 0
S.E. Missouri State . . 5 8 0
L.J. Yankosky, Andy Mitchell (9)
and Bryan Prince. Jason Swear-
ingen, Lanson Debrock (3), Jerry
Wolsey (7), Marc Sheffer (8) and
Brad Hoehner. W-Yankosky. L-
Swearingen. HR-Heath Honey-
cutt (GT), Ryan Brooks (GT), Jay
Hood (9), Stephen Donaghey
2(GT), Johnson (SE), Marino
(SE), Kinsolving (SE).

Arkansas 0 6 2
Georgia Tech 2 7 2
Rodney Nye, Vent (8) and
Caldwell. Chuck Crowder and
Eric McQueen. W-Crowder. L-
Nye.

Georgia Tech 6 14 2
Oklahoma State . . . 5 11 0
Jase Wrigley, Simon Young (6)
and Eric McQueen. Pearson,
Bludau (8), Prata (9) and Puffin-
barger. W-Young. L-Prata. HR-
Stephen Donaghey (GT), Jay
Hood (GT).

Championship

Arizona State 3 6 2
Georgia Tech 1 3 1
Ryan Mills and Halvorson. Cory
Vance and Eric McQueen. W-
Mills. L-Vance. HR-Moreno
(AS), Eric McQueen (GT).

NCAA TOURNAMENT BOX SCORES

2000

****REGIONAL CHAMPION****
Atlanta Regional
Russ Chandler
Stadium
Atlanta, Ga.
Record: 3-0

Selection: Automatic
Seed: No. 1 (No. 3 National)
 4 Georgia Southern . . . 9 15 3
 1 Georgia Tech . . . 11 14 2
 David Ray, Philip Rowland (6), Jason Cadenhead (8) and Brendan Gilligan. Rhett Parrott, Andy Mitchell (8), Jeff Watchko (9) and Bryan Prince. W-Parrott. L-Ray. S-Watchko. HR-Jason Basil (GT).

1 Georgia Tech . . . 24 25 2
 3 Stetson 1 4 2
 Cory Vance, Ronnie Robinson (8) and Bryan Prince, Tyler Parker (7), Jason Oglesby, Chris Rogers (2), Brian Werthem (6), Roger Lincoln (6), Ricky Walker (9) and Mike Fellman, Kevin Maloney (8). W-Vance. L-Oglesby. HR-Victor Menocal (GT), Mark Teixeira (GT), Jason Basil (GT), Brad Stockton (GT).

Championship

1 Georgia Tech . . . 16 18 1
 3 Stetson 11 14 1
 Steve Kelly, Jeff Watchko (7) and Bryan Prince. Jason Oglesby, Brian Welch (3), Dan Mauer (7) and Mike Fellman. W-Kelly. L-Oglesby. S-Watchko. HR-Mark Teixeira (GT), Tyler Parker (GT), Corr (S) 2, Stephens (S).

2000

SUPER REGIONAL
RUNNER-UP
Atlanta Super
Regional
Russ Chandler
Stadium
Atlanta, Ga.
Record: 0-2

Southern California . . . 7 11 1
 Georgia Tech 2 10 0
 Rik Currier, Ronald Flores (8) and Beau Craig. Cory Vance, Jeff Watchko (8) and Bryan Prince. W-Currier. L-Vance. HR-Anthony Lunetta (SC), Josh Persell (SC), Jason Perry (GT).

Georgia Tech 3 7 1
 Southern California . . . 6 11 2
 Rhett Parrott, Philip Perry (8) and Bryan Prince. Mark Prior, Ronald Flores (9) and Beau Craig. W-Prior. L-Parrott. HR-Rob Garibaldi (SC), Josh Persell (SC).

2001

Athens Regional
Foley Field
Athens, Ga.
Record: 0-2
Selection: At-large
Seed: No. 2

3 Coastal Carolina . . . 5 8 0
 2 Georgia Tech 3 7 1
 Scott Sturkie and Randy McGarvey. Rhett Parrott, Jeff Watchko (9), Brian Burks (9) and Bryan Prince. W-Sturkie. L-Parrott. HR-Brandon Powell (C), Richard Lewis (GT), Jason Perry (GT).

2 Georgia Tech 5 11 1
 1 Georgia 13 15 0
 Steve Kelly, Brian Burks (6), Aaron Walker (7), Andy Mitchell (8) and Bryan Prince. Rob Moravek, Jody Friedman (7) and Doc Brooks, Tony Burchett (7). W-Moravek. L-Kelly. HR-Andy Neufeld (G), Doc Brooks (G), Adam Swann (G).

2002

****REGIONAL CHAMPION****
Atlanta Regional
Russ Chandler
Stadium
Atlanta, Ga.
Record: 3-0
Selection: At-large
Seed: No. 1

4 Coastal Carolina . . . 0 3 0
 1 Georgia Tech 6 8 0
 Justin Sturge, Byron Binda (7) and Randy McGarvey. Kyle Bakker and Tyler Parker. W-Bakker. L-Sturge.

2 Georgia 0 7 1
 1 Georgia Tech 3 6 0
 Mickey Westphal, Bill Sharpton (8) and Clint Sammons. Chris Goodman, Jeff Watchko (7) and Tyler Parker. W-Goodman. L-Westphal. S-Watchko. HR-Victor Menocal (GT), Tyler Parker (GT).

Championship

1 Georgia Tech 8 11 2
 2 Georgia 7 9 2
 Brian Burks, Jeff Watchko (8), Victor Menocal (9), Philip Perry (9) and Tyler Parker. Jason Fellows, Bill Sharpton (4), Jeffrey Carswell (7), Bo Lanier (8), Scott Lawson (9) and Ned Yost, Clint Sammons (6). W-Burks. L-Fellows. S-Perry. HR-Lee Mitchell (G).

2002

****SUPER REGIONAL CHAMPION****
Atlanta Super
Regional
Russ Chandler
Stadium
Atlanta, Ga.
Record: 2-0

Florida Atlantic 3 9 1
 Georgia Tech 14 18 1
 Danny Core, Tom MacLane (4), Matt O'Brien (5), Brad Ingwell (7) and Robert Orton, Shaen O'Connor (8). Kyle Bakker, Nick Wagner (8), Jordan Crews (9) and Tyler Parker, Mike Nickeas (9). W-Bakker. L-Core. HR-Tyler Parker (GT), Clifton Remole (GT).

Georgia Tech 11 13 1
 Florida Atlantic 5 7 2
 Chris Goodman, Kyle Schmidt (8), Jeff Watchko (9) and Tyler Parker. Chris Pillsbury, Jim Cooney (4), Tim McNab (8) and Shaen O'Connor. W-Goodman. L-Pillsbury. HR-Jeff Fiorentino (FAU).



2002

FIFTH PLACE
College World Series
Rosenblatt Stadium
Omaha, Neb.
Record: 1-2

Georgia Tech 11 19 1
 South Carolina 0 6 2
 Kyle Bakker, Brian Burks (9) and Tyler Parker, Mike Nickeas (9). Gary Bell, Aaron Rawl (5), Steven Bondurant (5), Rocky Evans (8), Cliff Donald (9) and Landon Powell. W-Bakker. L-Bell. HR-Wes Rynders (GT).

Clemson 9 9 1
 Georgia Tech 7 14 0
 Tyler Lumsden, Jeff Hahn (4), Matt Henrie (7) and Steve Pyzik. Chris Goodman, Aaron Walker (2), Philip Perry (2), Jeff Watchko (9) and Tyler Parker. W-Hahn. L-Goodman. S-Henrie. HR-Michael Johnson (C), Jason Perry (GT).

South Carolina 9 8 1
 Georgia Tech 5 14 2
 Aaron Rawl and Landon Powell. Brian Burks, Jeff Watchko (4), Kyle Schmidt (9) and Tyler Parker. W-Rawl. L-Burks. HR-Justin Harris (SC), Steve Thomas (SC), Jeremy Slayden (GT).

2003

Atlanta Regional
Russ Chandler
Stadium
Atlanta, Ga.
Record: 0-2
Selection: Automatic
Seed: No. 1 (No. 3 National)

4 Stetson 5 10 2
 1 Georgia Tech 4 5 2
 Adam Blair, Roger Lincoln (9) and Chris Westervelt. Micah Owings, Jeff Watchko (7) and Mike Nickeas. W-Blair. L-Owings. S-Lincoln. HR-Brian Snyder (S), Andy Wilson (S), Pete Rasmusen (S), Clifton Remole (GT), Micah Owings (GT).

1 Georgia Tech 3 10 0
 3 East Carolina 10 11 0
 Kyle Bakker, Brian Burks (7), Andrew Kown (8) and Andy Hawranick, Mike Nickeas (5). Ashley Capps, Glenn Tucker (1) and Jake Smith. W-Tucker. L-Bakker. HR-Clifton Remole (GT), Daryl Lawhorn (EC).

2004

****REGIONAL CHAMPION****
Atlanta Regional
Russ Chandler
Stadium
Atlanta, Ga.
Record: 3-0
Selection: At-large
Seed: No. 1 (No. 4 National)

4 Jacksonville State . . . 3 10 4
 1 Georgia Tech 16 20 1
 Bobby Wynns, Brian Booth (4), Jon Clements (7), Danny Andres (7) and Scott Smith, Johnny Prosser (8), Brian Burks, Jared Hyatt (9) and Mike Nickeas, Andy Hawranick (7). W-Burks. L-Wynns. HR-Eric Patterson (GT), Clifton Remole (GT), Whit Robbins (GT).

2 Texas Tech 3 10 0
 1 Georgia Tech 9 15 1
 Steven Thomas, Adam Fry (6), Juan Razo (8) and Cooper Fouts. Micah Owings, Jordan Crews (9) and Mike Nickeas. W-Owings. L-Thomas. HR-Steven Blackwood (GT), Mike Nickeas (GT), Whit Robbins (GT).

Championship

2 Texas Tech 3 10 4
 1 Georgia Tech 16 20 1
 Andrew Kown, Jordan Crews (8) and Andy Hawranick. Michael McGowan, John Milton (4), Corey Gerstner (7) and Cooper Fouts. W-Kown. L-McGowan. HR-Brandon Boggs (GT), Tyler Greene (GT), Michael Mask (TT).

2004

RUNNER-UP
Atlanta Super
Regional
Russ Chandler
Stadium
Atlanta, Ga.
Record: 0-2

Georgia 7 12 0
 Georgia Tech 5 9 2
 Michael Hyle, Johnny Dobbs (4), Will Startup (7) and Clint Sammons. Micah Owings, Jordan Crews (7), Aaron Walker (9) and Mike Nickeas. W-Dobbs. L-Owings. S-Startup. HR-Bobby Felmy (G), Eric Patterson (GT), Mike Nickeas (GT).

Georgia Tech 3 4 4
 Georgia 5 11 0
 Andrew Kown, Brian Burks (7) and Mike Nickeas. Sean Ruthven, Bo Lanier (8), Will Startup (9) and Clint Sammons. W-Lanier. L-Burks. S-Startup. HR-Jonathan Wyatt (G).

2005

****REGIONAL CHAMPION****
Atlanta Regional
Russ Chandler
Stadium
Atlanta, Ga.
Record: 3-1
Selection: Automatic
Seed: No. 1 (No. 2 National)

4 Furman 4 7 1
 1 Georgia Tech 5 13 2
10 Innings
 Ryan Hodinka, Sam Perry (5), Ryan Hudson (7), Patrick Arnett (9), Nick Hollistegge (10) and Tony Maccani. Lee Hyde, Jordan Crews (6), Tim Gustafson (8) and Andy Hawranick. W-Gustafson. L-Hollistegge. HR-Matthew Betsill (F).

1 Georgia Tech 10 17 0
 2 South Carolina 2 6 2
 Blake Wood and Andy Hawranick. Arik Hempy, Jason Fletcher (1), Conor Lalor (5), Cliff Donald (9) and Ryan Mahoney, Cory Vanderhook (7). W-Wood. L-Hempy. HR-Jeremy Slayden (GT).

2 South Carolina 8 8 1
 1 Georgia Tech 3 8 3
 Andy Lambert, Jason Fletcher (6) and Ian Paxton. Ryan Turner, Jared Hyatt (3), Brad Rulon (6), Tim Ladd (9) and Andy Hawranick, Nick Scherer (8). W-Lambert. L-Turner. S-Fletcher. HR-Michael Campbell (SC), Steven Tolleson (SC), 2.

Championship

1 Georgia Tech 5 11 1
 2 South Carolina 0 5 1
 Tim Gustafson, Matt Wieters (8) and Andy Hawranick. Aaron Rawl, Forrest Beverly (3) and Ian Paxton. W-Gustafson. L-Rawl. HR-Matt Wieters (GT), Jeremy Slayden (GT).

2005

RUNNER-UP
Atlanta Super
Regional
Russ Chandler
Stadium
Atlanta, Ga.
Record: 0-2

Tennessee 3 4 1
 Georgia Tech 2 5 3
 Luke Hochevar, Sean Watson (8) and J.P. Arcencibia. Blake Wood, Matt Wieters (8) and Andy Hawranick. W-Watson. L-Wieters. HR-Rob Fitzgerald (T).

Georgia Tech 3 7 1
 Tennessee 13 16 0
 Lee Hyde, Jordan Crews (3), Jared Hyatt (4), Tim Ladd (4), Brad Rulon (5), Ryan Turner (5), Jason Neighborgall (8), John Michael Vidic (8) and Andy Hawranick. James Adkins, Sean Watson (8) and J.P. Arcencibia. W-Adkins. L-Hyde. HR-Michael Rivera (T).

2006

****REGIONAL CHAMPION****
Atlanta Regional
Russ Chandler
Stadium
Atlanta, Ga.
Record: 3-0
Selection: At-large
Seed: No. 1 (No. 8 National)

4 Stetson 5 13 1
 1 Georgia Tech 7 12 2
 Corey Kluber, Nathan Nery (4), Robbie Elsemiller (8) and Brad Pippa, David Golliner (8). Blake Wood, Jared Hyatt (8), Tim Ladd (8), Brad Rulon (8), Matt Wieters (9) and Matt Wieters, Andy Hawranick (9). W-Wood. L-Kluber. S-Wieters. HR-Matt Wieters (GT), Michael Fisher (GT).

1 Georgia Tech 7 11 2
 2 Vanderbilt 3 5 0
 Lee Hyde, Tim Ladd (7), Brad Rulon (8) and Matt Wieters. David Price, Stephen Shao (7) and Josh Zeid (9) and Brian Hernandez. W-Hyde. L-Price. HR-Luke Murton (GT).

Championship

2 Vanderbilt 4 9 0
 1 Georgia Tech 8 11 1
 Cody Crowell, Tyler Rhoden (6) and Shea Robin. Ryan Turner, Matt Wieters (9) and Andy Hawranick. W-Turner. L-Crowell. HR-Pedro Alvarez (V), Dominic de la Osa (V), Alex Feinberg (V), Mike Trapani (GT), Matt Wieters (GT).

2006 **SUPER REGIONAL CHAMPION** Atlanta Super Regional Russ Chandler Stadium Atlanta, Ga. Record: 2-0

College of Charleston 0 11 1
Georgia Tech. 5 9 0
Nick Chiggas, Quinn Monsma
(7), Brendan Stines (8) and
Alex Garabedian. Blake Wood,
Brad Rulon (7) and Matt Wieters.
W-Wood. L-Chiggas, S-Rulon.
HR-Matt Wieters (GT), Jeff Kin-
del (GT).

Georgia Tech. 12 15 1
College of Charleston 3 8 2
Lee Hyde, Jared Hyatt (9) and
Matt Wieters, Andy Hawranick
(9). Jeff Beliveau, Quinn
Monsma (4), Graham Godfrey
(5), Drew Shamrock (9) and
Alex Garabedian. W-Hyde. L-
Beliveau. HR-Jeff Kindel (GT),
Whit Robbins (GT), Joey Friddle
(CofC).



2006 SEVENTH PLACE College World Series Rosenblatt Stadium Omaha, Neb. (0-2) Record: 0-2

Georgia Tech. 4 8 1
Clemson. 8 9 0
Lee Hyde, Brad Rulon (8), Ryan
Turner (8), Jared Hyatt (8), Tim
Ladd (8) and Matt Wieters. Sean
Clark, Ryan Hinson (7), Daniel
Moskos (9) and Adrian Casa-
nova. W-Hinson. L-Turner. HR-
Jeff Kindel (GT), Andy D'Alessio
(C).

Cal State Fullerton . . . 15 1
Georgia Tech. 5 9 0
Dustin Miller, John Estes (7),
Adam Jorgenson (7), Ryan
Paul (8) and John Curtis. Blake
Wood, Tim Ladd (6), Brad Rulon
(7), Matt Wieters (8) and Matt
Wieters, Andy Hawranick (9).
W-Paul. L-Wieters. HR-Wieters
(GT).

2008 RUNNER-UP Athens Regional Foley Field Athens, Ga. Record: 2-2 Selection: At-large Seed: No. 2

3 Louisville. 5 12 2
2 Georgia Tech. 8 10 0
Justin Marks, Thomas Royce (6),
Jon Clarence (8), Gavin Logsdon
(8), Gabriel Shaw (8) and Jeff
Arnold. David Duncan, Andrew
Robinson (6), Brad Rulon (9)
and Jason Haniger. W-Duncan.
L-Marks. S-Rulon. HR-Justin
McClanahan 2 (L), Chris Doming-
uez (L), Haniger (GT).

2 Georgia Tech. 6 11 0
4 Lipscomb. 3 7 1
Deck McGuire, Taylor Wood
(7), Brad Rulon (8) and Jason
Haniger. Brandon McClurg, Kyle
Tognazzini (8), Chris Burnett (9)
and Caleb Joseph. W-Wood. L-
McClurg. S-Rulon. HR-Haniger
(GT).

2 Georgia Tech. 0 4 0
1 Georgia. 8 12 0
Eddie Burns, Kevin Jacob (7)
and Jason Haniger, Cole Leonida.
Nick Montgomery and Bryce
Massanari. W-Montgomery. L-
Burns. HR-Matt Olson (G), Rich
Poythress (G), Matt Cerione.

Championship

1 Georgia. 18 18 2
2 Georgia Tech. 6 11 6
Justin Grimm, Alex McRee (1),
Dean Weaver (5), Will Harvil
(5), Joshua Fields (9) and Bryce
Massanari, Jake Crane. Zach
Von Tersch, Brandon Cumpston
(2), Andrew Robinson (4), Chris
Hicks (6), Taylor Wood (7), Brad
Rulon (9) and Jason Haniger.
W-McRee. L-Cumpston. HR-Rich
Poythress (G).

2009 RUNNER-UP Atlanta Regional Russ Chandler Stadium Atlanta, Ga. Record: 3-2 Selection: At-large Seed: No. 1

4 Georgia State. 3 11 2
1 Georgia Tech. 9 9 1
Will Palmer, Aidan Francis (6),
Will Campbell (8) and Marc
Mimeault. Deck McGuire, An-
drew Robinson (8), Kevin Jacob
(9) and Jason Haniger. W-
McGuire. L-Palmer. HR-Bradley
Logan (GSU), Matt Skole (GT).

1 Georgia Tech. 7 9 5
3 Southern Miss. 10 13 0
Brandon Cumpston, Jake Davies
(5), Andrew Robinson (5), Zach
Brewster (7), Patrick Long (7),
Jacob Esch (8) and Jason Hani-
ger. JR Ballinger, Wade Weathers
(9), Collin Cargill (9) and Kyle
Maxie.

W-Ballinger. L-Cumpston. HR-
Luke Murton (GT), Michael Ew-
ing (USM), B.A. Vollmuth (USM).

2 Elon. 4 7 0
1 Georgia Tech. 8 8 1
Daniel Britt, Ken Ferrer (2), Jared
Kernodle (2), John Brebbia (6),
J.D. Reichenbach (7), Jordan
Darnell (8), Thomas Girdwood
(8) and Mike Melillo. Zach Von
Tersch, Jake Davies (4), Mark
Pope (5) and Jason Haniger. W-
Davies. L-Britt. S-Pope. HR-Matt
Skole (GT).

1 Georgia Tech. 18 18 2
3 Southern Miss. 6 11 6
Andrew Robinson, Thomas
Nichols (6) and Cole Leonida.
Jeff Stanley, Kyle Lindsey (4),
Moses Munoz (6), Jonathan
Johnston (6), Seth Hester (9)
and Travis Graves. W-Robinson.
L-Stanley. S-Nichols. HR-Luke
Murton (GT), Jay Dantzler (GT),
Cole Leonida (GT), Kyle Maxie
(USM).

Championship

3 Southern Miss. 12 3 1
1 Georgia Tech. 8 8 2
Scott Copeland, Todd McIn-
nis (2), Cody Schlagel (6), Josh
Fields (7), Collin Cargill (8) and
Kyle Maxie, Travis Graves. Deck
McGuire, Jed Bradley (3), Kevin
Jacob (5) and Jason Haniger.
W-McInnis. L-McGuire. S-Cargill.
HR-Bo Davis (USM), B.A. Voll-
muth 2 (USM), Derek Dietrich
(GT).

2010 RUNNER-UP Atlanta Regional Russ Chandler Stadium Atlanta, Ga. Record: 2-2 Selection: At-large Seed: No. 1 (No. 8 National)

4 Mercer. 0 5 0
1 Georgia Tech. 10 16 0
Mark Pope and Cole Leonida.
W-Pope. L-Love. HR-GT. Jay
Dantzler (GT), Tony Plagman
(GT), Jacob Esch (GT).

2 Alabama. 2 9 3
1 Georgia Tech. 5 11 0
Jimmy Nelson; Taylor Wolfe (6);
Tyler White (8) and Brock Ben-
nett. Deck McGuire; Andrew
Robinson (9) and Cole Leonida.
W-Deck McGuire. S-Andrew
Robinson. L-Jimmy Nelson.

1 Georgia Tech. 1 5 1
2 Alabama. 8 9 0
Brandon Cumpston; Buck Farmer
(2) and Cole Leonida. Adam
Morgan and Brock Bennett.
W-Adam Morgan. L-Brandon
Cumpston. HR-Matt Skole (GT).
Taylor Dugas (UA); Ross Wilson
(UA); Jake Smith (UA); Jon Kel-
ton (UA).

2 Alabama. 10 11 0
1 Georgia Tech. 8 15 1
Taylor Wolfe; Matt Taylor (1);
Jonathan Smart (2); Nathan
Kilcrease (4) and Brock Bennett.
Jed Bradley; Patrick Long (6);
Taylor Wood (6); Andrew Robin-
son (8) and Cole Leonida.
W-Nathan Kilcrease. L-Jed
Bradley. HR-Clay Jones (UA).
Derek Dietrich (GT); Chase Bur-
nette (GT).

2011 RUNNER-UP Atlanta Regional Russ Chandler Stadium Atlanta, Ga. Record: 2-2 Selection: At-large Seed: No. 1

4 Austin Peay. 2 4 1
1 Georgia Tech. 6 7 1
Snodgrass, J.; Hebert, M. (8);
Toney, Z. (8) and Wollenzin, M.
Georgia Tech - Mark Pope; Matt
Grimes (2); Devin Stanton (9)
and Zane Evans. W-Snodgrass.
L-Grimes. HR-Hankins (AP)

2 Southern Miss. 2 8 0
1 Georgia Tech. 6 9 1
Thomason; Day (2); Cargill (3)
and Fowler. Jed Bradley; Clay
Dalton (8) and Zane Evans. W-
Bradley. L-Thomason. HR-Palka
(GT); Thomas (GT).

1 Georgia Tech. 12 18 2
4 Austin Peay. 2 5 1
Buck Farmer and Zane Evans;
Mitch Earnest. Toney, Z.; Harper,
Ry. (3); Hebert, M. (7); Belew,
A. (8); Edlin, C. (9) and Torres,
P. W-Farmer. L-Toney. HR-Matt
Skole (GT); Palka (GT); Davies
(GT); Evans (GT).

Championship

1 Georgia Tech. 3 6 5
3 Mississippi State. 7 10 1
DeAndre Smelter; Dusty
Isaacs (3); Luke Bard (3); Kevin
Jacob (8) and Zane Evans.
Routt and Thigpen. W-Routt. L-
Smelter. HR-Evans (GT).

2012 RUNNER-UP Gainesville Regional McKethan Stadium Gainesville, Fla. Record: 2-2 Selection: Automatic Seed: No. 2

3 Coll. of Charleston 4 13 1
2 Georgia Tech. 8 11 1
Christian Powell; Nick Oster-
man (4); Jake Zokan (6) and
Jimmy Holton; Ryan Welke.
Cole Pitts; Dusty Isaacs (4) and
Zane Evans. W-Isaacs. L-Powell.
HR-Marty Gantt (CC). Brandon
Thomas (GT); Jake Davies (GT).

1 Florida. 6 9 1
2 Georgia Tech. 2 12 2
Hudson Randall; Steven Rodrigue-
z (6) and Mike Zunino. Buck
Farmer; Jarrett Didrick (8) and
Zane Evans. W-Randall. L-Farmer.
S-Rodriguez. HR-Preston
Tucker (UF); Mike Zunino (UF).

2 Georgia Tech. 3 8 0
3 Coll. of Charleston 0 3 0
Alex Cruz; Zane Evans (7) and
Connor Lynch. Josh Renfro; Kyle
Owings (8); Jake Zokan (9); David
Peterson (9) and Jimmy Holton;
Ryan Welke. W-Cruz. L-Renfro.
S-Evans. HR-Connor Lynch (GT).

Championship

2 Georgia Tech. 3 6 1
1 Florida. 15 11 0
Jake Davies; Josh Hedding (3);
Clay Dalton (5); Jonathan Rob-
erts (8) and Zane Evans; Mitch
Earnest. Brian Johnson; Bobby
Poyner (6); Karsten Whitson (7);
Johnny Magliozzi (8); Greg Lar-
son (8); Austin Maddox (9) and
Mike Zunino. W-Johnson. L-Da-
vies. HR-Sam Dove (GT); Evan
Martin (GT). Mike Zunino (UF).

2013 RUNNER-UP Nashville Regional Hawkins Field Nashville, Tenn. Record: 3-2 Selection: At-large Seed: No. 2

3 Illinois. 6 9 0
2 Georgia Tech. 4 10 0
Duchene, K.; Muck, Ronnie (8);
Roberts, Bryan (9) and Goldstein,
J. Dusty Isaacs; Cole Pitts (6);
Alex Cruz (8); Daniel Palka (8)
and Zane Evans. W-Duchene,
K. S-Roberts, Bryan. L-Dusty
Isaacs (4-8). HR-Parr, Jordan 2
(LL). Thomas Smith (GT).

2 Georgia Tech. 5 11 2
4 East Tenn. State. 1 3 1
Buck Farmer; Jonathan Rob-
erts (7) and Zane Evans. Doane,
Kerry; Chesney, Will (8) and Her-
shey, Mason. W-Buck Farmer.
S-Jonathan Roberts. L-Doane,
Kerry.

2 Georgia Tech. 6 14 1
3 Illinois. 3 10 1
Jonathan King; Zane Evans (7)
and Mitch Earnest. Castellanos;
Johnson, Drasen (6); Roberts,
Bryan (8) and Goldstein, J. W-
Zane Evans. L-Roberts, Bryan.
HR-Parr, Jordan (LL).

1 Vanderbilt. 0 2 1
2 Georgia Tech. 5 12 0
Walker Buehler; Adam Rave-
nelle (7) and Spencer Navin.
Josh Hedding and Mitch
Earnest. W-Josh Hedding.
L-Walker Buehler. HR-Mitch
Earnest (GT).

Championship

2 Georgia Tech. 1 4 1
1 Vanderbilt. 7 13 1
Buck Farmer; Alex Cruz (5); Devin
Stanton (6); Joe Wiseman (6);
Cole Pitts (7) and Mitch Earnest.
Philip Pfeifer; Brian Miller (6) and
Spencer Navin. W-Philip Pfeifer.
S-Brian Miller. L-Buck Farmer.

2014 Oxford Regional Swayze Field Oxford, Miss. Record: 1-2 Selection: Automatic Seed: No. 3

3 Georgia Tech. 0 4 1
2 Washington. 8 11 0
Josh Hedding; Zac Ryan (6);
Ben Schniederjans (8) and Arden
Pabst. Tyler Davis, and Austin
Rei W-Tyler Davis. L-Josh Hed-
ding.

2 Georgia Tech. 4 12 0
4 Jacksonville State. 2 11 0
Devin Stanton; Sam Clay (6);
Dusty Isaacs (8) and Mitch Ear-
nest. Taylor Shields; Michael
Mason (7); Travis Stout (8) and
Cal Lambert. W-Dusty Isaacs.
L-Travis Stout.

2 Washington. 4 8 1
3 Georgia Tech. 2 5 0
Jared Fisher; Brandon Choate
(5); Trevor Dunlap (6) and Parker
Guinn; Austin Rei. Matthew
Grimes; Ben Parr (7) and Arden
Pabst. W-Jared Fisher. L-Mat-
thew Grimes. S-Trevor Dunlap.
HR-Andrew Ely (UW).

COLLEGE WORLD SERIES TEAMS

1994

College World Series Team

Players

Matt Barr, OF
Tucker Barr, C/RHP
Scott Byers, 1B
Carlos Cason, RHP
Geoff Duncan, RHP
Adam Easterling, OF
Nomar Garciaparra, SS
Al Gogolin, RHP
Buck Hall, LHP
Brandon Hensley, 3B
Brandon Hutchins, LHP
Jimmy Lincoln, IF
Shane McGill, RHP
Scott McIntyre, 2B
Chris Myers, RHP
Jay Payton, OF
Brad Rigby, RHP
Ryan Ritter, OF
Matt Saier, OF
Michael Smith, OF
Michael Sorrow, IF
Jason Varitek, C
L.J. Yankosky, RHP

Coaches

Danny Hall - Head Coach
Rick Hatcher - Assistant Coach
Paul Mears - Assistant Coach
Jeff Guy - Assistant Coach

Support Staff

Walter Smith - Trainer
Shane Rose - Student Trainer
Jimmy Luck - Manager



Omaha, at last. Georgia Tech's baseball squad finally reached college baseball's promised land in the summer of 1994 under first-year head coach Danny Hall. Over the previous decade, Georgia Tech had produced one of America's most consistent baseball programs, averaging 45 wins per season while earning 10-straight NCAA Tournament invitations. Included in that span were numerous national and No. 1-rankings, and yet no College World Series appearances. But all of that changed in 1994 when the Yellow Jackets outlasted a talented Washington club, 18-7, in the final game of the Midwest II Regional in Wichita, Kansas.

With four of the premier talents in all of college baseball, including consensus first-team All-Americans Jason Varitek, Nomar Garciaparra and Jay Payton, and second-team All-American Brad Rigby - all four of whom were taken among the first 36 players in the June, 1994, draft - Tech headed to Omaha, where they came within one win of the school's first NCAA title.

The Yellow Jackets faced a talented Cal State Fullerton team in the opening game of the 1994 College World Series, with both teams throwing their aces. The Jackets drew first blood in the bottom of the fifth inning when Garciaparra earned a bases-loaded walk. Rigby then took over, striking out the side in the sixth while adding whiffs in the seventh and eighth as well as two more in the ninth to finish with a three-hitter and 10 strikeouts.

A familiar foe was on deck, with Georgia Tech squaring off against Mike Martin's Florida State team in Yellow Jackets' second game of the College World Series. With the score knotted at 4-4 in the top of the ninth inning, Varitek singles home Garciaparra with the first run of an eight-run explosion that set a CWS record for scoring in an extra frame. Matt Saier, the No. 9 hitter in the Tech order, capped the outburst with a grand slam to help the Jackets move on to game three.

Faced with a rematch against Cal State Fullerton, Tech stood one win away for playing for the championship. Payton snapped a 1-for-8 CWS slump with a two-run homer in the top of the first inning, but the Titans tied the game with runs in the first and fourth innings against Rigby. Both teams relied on pitching and defense over the next seven innings before Garciaparra ended the scoring drought with a solo home run in the top of the 12th inning. Fullerton quickly responded by putting runners on the corners with no outs, but Chris Myers struck out DH Sal Mancuso, popped up first baseman D.C. Olsen and retired left fielder Brian King on a liner to Payton to give the Yellow Jackets a berth in the NCAA championship game.

The Yellow Jackets' enjoyment in the title matchup is short-lived, as Oklahoma scored a pair of runs in the bottom of the first inning before home runs in the second and third innings by Varitek and Garciaparra tie the game at 2-2. Disaster struck for Georgia Tech over the next three innings though, as the Yellow Jackets yielded nine runs - five in the fourth and four more in the sixth - to the Sooners, who went on to capture the national title with a 13-5 win.


Georgia Tech ended the 1994 season with its highest final ranking ever. Collegiate Baseball, Baseball America and USA Today all ranked the Yellow Jackets No. 2 in the year-end polls, a mark that has been unmatched since Tech's magical 1994 run.

College World Series Results

Georgia Tech 2, Cal State Fullerton 0
Georgia Tech 12, Florida State 4
Georgia Tech 3, Cal State Fullerton 2

National Championship Game:

Oklahoma 13, Georgia Tech 5



COLLEGE WORLD SERIES TEAMS

Georgia Tech 2, CS-Fullerton 0 June 3, 1994 at Omaha, Neb. (Rosenblatt Stadium)

Cal State Fullerton	AB	R	H	RBI	BB	SO	PO	A	LOB
Dante Powell cf	4	0	0	0	0	0	2	0	
Craig Skyberg 3b	0	0	0	0	0	0	0	2	
Mark Kotsay lf	3	0	1	0	1	1	3	0	
Jeff Ferguson, 2b	4	0	1	0	0	0	3	2	
Bret Hemphill c	3	0	0	0	0	2	4	1	
Sal Mancuso dh	4	0	0	0	0	1	0	0	
Adam Millan 1b	3	0	0	0	1	1	9	1	
Jeremy Giambi rf	4	0	1	0	0	1	2	0	
Jason Gill 3b/ss	2	0	0	0	0	1	0	1	
Jim Betzold ph	1	0	0	0	0	1	0	0	
Jack Jones ss	2	0	0	0	0	1	0	1	
Brian King ph/cf	1	0	0	0	0	1	0	0	
Mike Parisi p	0	0	0	0	0	0	1	2	
Chad Rolish p	0	0	0	0	0	0	0	0	
Dan Ricabal p	0	0	0	0	0	0	0	0	
Totals	31	0	3	0	2	10	24	11	8

Georgia Tech	AB	R	H	RBI	BB	SO	PO	A	LOB
Nomar Garciaparra ss	3	0	0	1	1	0	0	4	
Scott McIntyre 2b	3	0	1	0	1	1	2	2	
Jason Varitek c	3	0	0	0	0	0	10	2	
Jay Payton cf	2	0	0	0	2	0	1	0	
Scott Byers 1b	4	0	0	0	0	0	10	0	
Brandon Hensley 3b	4	1	2	0	0	1	2	6	
Michael Sorrow dh	2	1	1	1	0	0	0	0	
Michael Smith lf	3	0	1	0	0	2	1	0	
Matt Saier rf	2	0	0	0	0	0	1	0	
Brad Rigby p	0	0	0	0	0	0	0	1	
Totals	26	2	5	2	4	4	27	15	7

Cal State Fullerton	000 000 000 - 0 3 0
Georgia Tech	000 010 10X - 2 5 2

E - Hensley (14); McIntyre (13). DP - CSF 1. 2B - Kotsay (11). HR - Sorrow (1). HBP - Hemphill; Gill; Saier. SH - Sorrow; Varitek. SB - Ferguson (30).

Cal State Fullerton	IP	H	R	ER	BB	SO
Mike Parisi	7.1	5	2	2	3	3
Chad Rolish	0.1	0	0	0	1	0
Dan Ricabal	0.1	0	0	0	0	1

Georgia Tech	IP	H	R	ER	BB	SO
Brad Rigby	9.0	3	0	0	2	10

Win - Rigby (14-4). Loss - Parisi (11-4). Save - None. WP - Rigby. HBP - by Rigby (Hemphill); by Rigby (Gill); by Parisi (Saier). Umpires - HP: John Magnusson 1B: Tim Henderson 2B: Dick Runchey 3B: Bob Nelson Start: 2:37 pm Time: 2:19 Attendance: 9000

Georgia Tech 12, Florida State 4 June 5, 1994 at Omaha, Neb. (Rosenblatt Stadium)

Georgia Tech	AB	R	H	RBI	BB	SO	PO	A	LOB
Nomar Garciaparra ss	6	2	2	1	0	1	7	4	
Scott McIntyre 2b	5	2	2	0	1	0	0	4	
Jason Varitek c	5	2	3	4	1	1	7	4	
Jay Payton cf	6	0	1	0	0	2	0	0	
Scott Byers 1b	4	1	2	0	1	1	9	0	
Brandon Hensley 3b	5	1	1	0	0	2	0	1	
Michael Sorrow dh	4	1	0	1	1	0	0	0	
Michael Smith lf	4	1	0	1	1	1	5	0	
Matt Saier rf	4	2	1	4	1	0	1	0	
Al Gogolin p	0	0	0	0	0	0	1	0	
Chris Myers p	0	0	0	0	0	0	0	0	
Tucker Barr p	0	0	0	0	0	0	0	0	
Totals	43	12	12	11	6	8	30	13	7

Florida State	AB	R	H	RBI	BB	SO	PO	A	LOB
Mickey Lopez 2b	3	0	1	1	0	0	3	6	
Mike Buttery ph	1	0	0	0	0	1	0	0	
Doug Mientkiewicz 1b	5	0	1	1	0	1	12	2	
Mike Martin c	3	0	0	0	2	0	8	1	
Colby Weaver dh	2	0	0	0	0	2	0	0	
Mike Bell ph	1	0	0	0	0	0	0	0	
Jeremy Morris pr/dh	1	0	0	0	0	1	0	0	
Randy Hodges rf	3	1	0	0	1	1	1	0	
Link Jarrett ss	2	0	1	1	1	0	1	2	
Scott Zech lf	4	0	1	0	0	1	1	0	
Steve Nedeau cf	3	2	3	0	1	0	3	0	
Jack Niles 3b	4	1	1	0	0	0	0	5	
Jonathan Johnson p	0	0	0	0	0	0	1	0	
Phil Olson p	0	0	0	0	0	0	0	0	
David Yocum p	0	0	0	0	0	0	0	0	
Chuck Howell p	0	0	0	0	0	0	0	0	
Totals	32	4	8	3	5	7	30	16	6

Georgia Tech	000 040 000 8 - 12 12 3
Florida State	000 000 000 0 - 4 8 4

E - Gogolin (5) McIntyre (14); Varitek (7); Martin (7); Niles 2(14); Zech (2). DP - Georgia Tech 2, Florida State 1. 2B - Nedeau (7). HR - Saier (2); Varitek (16). SH - Jarrett; Weaver. SF - Lopez. SB - Hodges (18). CS - Saier; J.Morris; Jarrett.

Georgia Tech	IP	H	R	ER	BB	SO
Al Gogolin	7.0	4	4	2	5	5
Chris Myers	2.0	3	0	0	0	0
Tucker Barr	1.0	1	0	0	0	2

Florida State	IP	H	R	ER	BB	SO
Jonathan Johnson	8.0	8	4	3	0	6
Phil Olson	1.1	3	6	5	3	1
David Yocum	0.0	1	2	2	1	0
Chuck Howell	0.2	0	0	0	2	1

Win - Myers (5-3). Loss - Olson (5-4). Save - None. WP - Gogolin; Howell. HP: Dan Pedersen 1B: John Magnusson 2B: Bill Davis 3B: Dick Runchey Start: 2:36 pm Time: 3:13 Attendance: 16000

Georgia Tech 3, CS-Fullerton 2 June 8, 1994 at Omaha, Neb. (Rosenblatt Stadium)

Georgia Tech	AB	R	H	RBI	BB	SO	PO	A	LOB
Nomar Garciaparra ss	6	1	2	1	0	1	2	4	
Scott McIntyre 2b	3	0	0	0	3	0	7	5	
Jason Varitek c	4	1	0	0	2	0	15	2	
Jay Payton cf	6	1	3	2	0	2	1	0	
Scott Byers 1b	5	0	1	0	1	1	8	3	
Brandon Hensley 3b	5	0	1	0	0	0	0	0	
Michael Sorrow dh	4	0	2	0	0	0	0	0	
Michael Smith lf	3	0	1	0	0	1	1	0	
Adam Easterling ph/tf	0	1	0	0	0	0	0	0	
Matt Saier rf	4	0	0	0	1	2	2	0	
Brad Rigby p	0	0	0	0	0	0	0	0	
Chris Myers p	0	0	0	0	0	0	0	0	
Totals	42	3	11	3	7	8	36	14	11

Cal State Fullerton	AB	R	H	RBI	BB	SO	PO	A	LOB
Jeff Ferguson, 2b	4	1	1	0	2	2	2	3	
Mark Kotsay lf/rf	4	0	2	0	0	2	2	1	
Dante Powell cf	4	0	3	0	2	0	6	0	
Bret Hemphill c	3	0	0	1	2	2	9	1	
Chris Remala pr	0	0	0	0	0	0	0	0	
Sal Mancuso dh	6	0	0	0	0	4	0	0	
Adam Millan 1b	5	0	3	0	0	0	8	0	
Tony Miranda pr	0	0	0	0	0	0	0	0	
D.C. Olsen 1b	1	0	0	0	0	0	2	0	
Jeremy Giambi rf	3	1	1	1	1	0	2	0	
Jason Gill 3b/ss	1	0	1	0	0	0	0	0	
Jim Betzold ph	0	0	0	0	1	0	0	0	
Craig Skyberg 3b	2	0	0	0	0	2	0	1	
Brian King ph/lf	2	0	0	0	1	0	1	0	
Jack Jones ss	5	0	0	0	0	3	4	4	
Mike Parisi p	0	0	0	0	0	0	0	2	
Ted Silva	0	0	0	0	0	0	0	3	
Chad Rolish p	0	0	0	0	0	0	0	1	
Matt Wagner p	0	0	0	0	0	0	0	0	
Totals	40	2	11	2	9	15	36	16	15

Georgia Tech	200 000 000 001 - 3 11 2
Cal State Fullerton	100 100 000 000 - 2 11 1

E - Saier (4); Varitek (8); Silva (1). DP - Georgia Tech 2, CSF 4. 2B - Garciaparra (26); Hensley (18); Sorrow (8); Kotsay (13). HR - Garciaparra (15); Payton (20); Giambi (2). SH - Hemphill; Kotsay 2. SB - McIntyre (11); Powell (48). CS - Ferguson; Skyberg.

Georgia Tech	IP	H	R	ER	BB	SO
Brad Rigby	8.0	7	2	2	6	9
Chris Myers	4.0	4	0	0	3	6

Cal State Fullerton	IP	H	R	ER	BB	SO
Mike Parisi	7.0	6	2	2	6	4
Ted Silva	4.0	4	1	1	1	4
Chad Rolish	0.2	0	0	0	0	0
Matt Wagner	0.1	1	0	0	0	0

Win - Myers (6-3). Loss - Silva (4-4). Save - None. WP - Rigby. HP: Bob Nelson 1B: Bill Davis 2B: Dan Pedersen 3B: Dick Runchey Start: 6:36 pm Time: 3:50 Attendance: 17766

National Championship Game Oklahoma 13, Georgia Tech 5 June 11, 1994 at Omaha, Neb. (Rosenblatt Stadium)

Georgia Tech	AB	R	H	RBI	BB	SO	PO	A	LOB
Nomar Garciaparra ss	5	1	2	1	0	0	3	4	
Scott McIntyre 2b	5	0	0	0	0	1	3	7	
Jay Payton cf	5	0	2	0	0	1	0	0	
Jason Varitek c	3	2	2	1	2	0	4	1	
Brandon Hensley 3b/1b	1	1	0	0	0	0	1	4	
Scott Byers 1b	1	0	0	0	2	0	12	0	
Tucker Barr ph	0	0	0	0	1	0	0	0	
Jimmy Lincoln pr	0	1	0	0	0	0	0	0	
Adam Easterling lf	0	0	0	0	0	0	0	0	
Michael Sorrow dh	2	0	1	2	1	0	0	0	
Matt Barr ph	1	0	1	0	0	0	0	0	
Michael Smith lf/rf	4	0	1	1	0	0	0	0	
Matt Saier rf	3	0	0	0	0	2	1	0	
Ryan Ritter ph/3b	1	0	0	0	0	1	0	0	
All Pitchers Combined	0	0	0	0	0	0	0	2	
Totals	34	5	10	5	6	5	24	18	8

Oklahoma	AB	R	H	RBI	BB	SO	PO	A	LOB
Aric Thomas lf	5	3	3	1	0	0	2	0	
Dustin Hansen lf	0	0	0	0	0	0	0	0	
Darvin Traylor rf	4	3	3	1	1	0	1	0	
Rick Gutierrez 2b	4	1	2	3	1	0	2	3	
Damon Minor dh	4	1	1	3	0	1	0	0	
Chris Bradshaw ph	0	0	0	0	1	0	0	0	
Rich Hills ss	4	1	2	2	0	1	1	4	
Chip Glass cf	5	2	2	1	0	0	5	0	
J.J. Mariani 3b	3	0	2	2	2	0	1	1	
Ryan Minor 1b	4	1	0	0	0	1	9	1	
Mark Soto ph/1b	1	0	0	0	0	1	3	0	
Javier Flores c	5	1	1	0	0	0	2	6	
All Pitchers Combined	0	0	0	0	0	0	1	3	
Totals	39	13	16	13	5	4	27	18	8

Georgia Tech	011 002 010 - 5 10 4
Cal State Fullerton	200 504 20X - 13 16 0

E - Hensley 2(16); Saier (5); Varitek (9). DP - Georgia Tech 2, Oklahoma 1. 2B - Payton (27); Sorrow (9); Hills (28). 3B - Traylor (3). HR - Garciaparra (16); Varitek (17); D. Minor (14); Glass (6). SB - Glass (26). CS - Garciaparra; Mariani

Georgia Tech	IP	H	R	ER	BB	SO
Al Gogolin	3.1	7	7	3	3	0
Chris Myers	2.2	5	4	4	0	3
Shane McGill	1.0	4	2	2	1	0
Carlos Cason	1.0	0	0	0	1	1

Oklahoma	IP
----------	----

2002

College World Series Team

Players

Kyle Bakker, LHP
 Brandon Boggs, OF
 Matthew Boggs, 3B
 Brian Burks, RHP
 Jordan Crews, RHP
 Chris Goodman, RHP
 Garrett Groce, IF
 Jake Hall, IF
 Cameron Lane, IF
 Victor Menocal, SS
 Matt Murton, OF
 Davis Myers, IF
 Mike Nickeas, C
 Tyler Parker, C
 Eric Patterson, 2B
 Jason Perry, 1B
 Philip Perry, RHP
 Clifton Remole, 3B
 Wes Rynders, OF
 Kyle Schmidt, RHP
 Jeremy Slayden, OF
 Drew Taylor, LHP
 Nick Wagner, RHP
 Aaron Walker, LHP
 Jeff Watchko, RHP

Coaches

Danny Hall - Head Coach
 Bobby Moranda - Associate Head Coach
 Scott Stricklin - Assistant Coach
 Jon Palmieri - Volunteer Assistant Coach

Support Staff

Steve Tamborra - Strength and Conditioning Coach
 Walter Smith - Trainer
 Sammy Crawford - Manager



With Georgia Tech's emphatic 11-5 victory over Florida Atlantic to win the NCAA Atlanta Super Regional, Kyle Bakker was looking forward to the homecoming he'd always dreamed of. A native of Omaha, Bakker returned to his hometown as part of just the second Georgia Tech team to ever advance to the College World Series. The big man didn't disappoint in his one and only hometown appearance either - shutting out South Carolina through eight innings while recording nine strikeouts to lead Georgia Tech to an 11-0 win in the Yellow Jackets' opening game of the 2002 College World Series. Victor Menocal and Matt Murton recorded four hits apiece to pace Tech's offense, and Brian Burks shut the door on the Gamecocks by recording three outs on just six pitches to end the game.

The Yellow Jackets didn't fare as well two days later, as Clemson jumped on Georgia Tech early with an eight-run explosion in the second inning. Tech would get as close as two runs in the sixth inning, but Matt Henrie held the Yellow Jackets to just one hit over the final 2.1 innings to preserve the Tigers' 9-7 win. Menocal and Jason Perry collected three hits apiece and Murton and Eric Patterson each added two hits in the game as Georgia Tech out-hit the Tigers, 14-9, and played flawless defense, but struggled to drive in runs, leaving a staggering 13 men on base.

Playing out of the loser's bracket two days later, Georgia Tech again faced the Gamecocks but couldn't produce the same results. Timely hitting by the Gamecocks, combined with costly errors by the Yellow Jackets, helped South Carolina stake a 9-2 lead through 7.5 innings. Tech answered with a pair of runs in the bottom of the seventh on a two-run home run by Jeremy Slayden, and the Jackets tacked on another run in the bottom of the eighth inning, but the comeback fell short as South Carolina moved on with a 9-5 win.

The 2002 season was one of the finest in school history, as the Yellow Jackets set a new school record with 52 wins while eclipsing the 50-win mark for the fourth time in the program's history. Six Yellow Jackets were selected in the 2002 MLB Draft, including Victor Menocal, who was named to the All-College World Series team after batting a blistering .563 with six runs scored in Omaha.

The Yellow Jackets also finished as a consensus top-10 team for just the third time under head coach Danny Hall, including a No. 5 final ranking by Collegiate Baseball and USA Today while Baseball America ranked Georgia Tech at No. 8.

College World Series Results

Georgia Tech 11, South Carolina 0
 Clemson 9, Georgia Tech 7
 South Carolina 9, Georgia Tech 5



COLLEGE WORLD SERIES TEAMS

Georgia Tech 11, South Carolina 0 June 14, 2002 at Omaha, Neb. (Rosenblatt Stadium)

Georgia Tech	AB	R	H	RBI	BB	SO	PO	A	LOB
Eric Patterson 2b	6	1	1	0	0	3	1	5	2
Victor Menocal ss	6	3	4	1	0	1	1	2	0
Davis Myers ss	0	0	0	0	0	0	0	0	0
Jeremy Slayden rf	4	1	2	1	1	1	0	0	0
Garrett Groce rf	0	0	0	0	0	0	0	0	0
Matt Murton lf	5	2	4	1	0	0	2	0	0
Tyler Parker c	4	0	0	0	0	1	8	1	4
Mike Nickeas c	0	0	0	0	0	0	0	0	0
Jason Perry 1b	3	2	2	2	2	0	10	0	0
Wes Rynders cf	4	2	2	3	0	1	4	0	0
Matthew Boggs 3b	5	0	2	2	0	0	1	0	2
Jake Hall 3b	0	0	0	0	0	0	0	1	0
Brandon Boggs dh	4	0	2	1	0	0	0	0	1
Clifton Remole ph	1	0	0	0	0	1	0	0	0
Kyle Bakker p	0	0	0	0	0	0	0	0	0
Brian Burks p	0	0	0	0	0	0	0	0	0
Totals	42	11	19	11	3	8	27	9	9

South Carolina	AB	R	H	RBI	BB	SO	PO	A	LOB
Drew Meyer ss	4	0	0	0	0	2	4	1	1
Steve Thomas rf	4	0	1	0	0	0	0	1	1
Yaron Peters 1b	4	0	2	0	0	0	6	0	0
Brian Buscher 3b	4	0	1	0	0	0	2	1	0
Garris Gonce lf	3	0	0	0	0	3	0	0	3
Trey Dyson dh	4	0	1	0	0	1	0	0	1
Kevin Melillo 2b	4	0	1	0	0	0	2	2	1
Landon Powell c	3	0	0	0	0	2	7	3	0
Jared Greenwood ph1	0	0	0	0	0	0	0	0	0
Jon Coutlangus cf	1	0	0	0	1	1	5	0	1
Demetric Smith ph	1	0	0	0	0	0	0	0	0
Tim Seaton cf	0	0	0	0	0	0	0	0	0
Gary Bell p	0	0	0	0	0	0	0	1	0
Aaron Rawl p	0	0	0	0	0	0	0	0	0
Steven Bondurant p	0	0	0	0	0	0	0	0	0
Rocky Evans p	0	0	0	0	0	0	1	0	0
Cliff Donald p	0	0	0	0	0	0	0	0	0
Totals	33	0	6	0	1	9	27	9	8

Georgia Tech 200 150 120 - 11 19 0
South Carolina 000 000 000 - 0 6 2

E - Melillo, K(10); Bell, G(5). 2B - Murton, M. 2(14); Rynders, W(10); Boggs, B.(17); Melillo, K(11). 3B - Menocal, V.(2). HR - Rynders, W.(3). HBP - Parker, T.; Gonce, G. SH - Rynders, W.(4). CS - Slayden, J.(1)

Georgia Tech	IP	H	R	ER	BB	SO	NP
Kyle Bakker	8.0	6	0	0	1	9	98
Brian Burks	1.0	0	0	0	0	0	6

South Carolina	IP	H	R	ER	BB	SO	NP
Gary Bell	4.0	9	5	5	2	2	90
Aaron Rawl	0.1	2	3	3	1	1	12
Steven Bondurant	2.2	5	1	1	0	0	39
Rocky Evans	1.0	3	2	2	0	2	30
Cliff Donald	1.0	0	0	0	0	3	12

Win - Bakker, K. (13-2). Loss - Bell, G (10-3). Save - None.
WP - Bakker, K.(3). HBP - by Bakker, K. (Gonce, G); by Evans, R (Parker, T.). PB - Powell, L(7). Inherited runners/scored: Rawl, A 2/2; Bondurant, S 2/2. Umpires - HP: Perry Costello 1B: Nick Zibelli 2B: A.J. Lostaglio 3B: Jim Garman Start: 1:10 pm Time: 2:45 Attendance: 24711

Clemson 9, Georgia Tech 7 June 16, 2002 at Omaha, Neb. (Rosenblatt Stadium)

Clemson	AB	R	H	RBI	BB	SO	PO	A	LOB
Zane Green dh	5	0	1	0	0	1	0	0	0
Khalil Greene ss	4	1	0	0	1	0	3	4	0
Jeff Baker 3b	5	1	1	3	0	3	0	3	0
Michael Johnson 1b	3	3	3	2	1	0	6	1	0
Roberto Valiente lf	3	1	2	1	0	1	1	0	1
L.J. DeMaino ph/lf	1	0	0	0	0	0	1	0	0
Jarrod Schmidt rf	3	0	0	0	0	2	2	0	0
Kyle Frank cf	4	1	1	1	0	0	3	0	2
Steve Pzyk c	3	1	0	0	1	0	8	0	0
David Slevin 2b	4	1	1	2	0	1	2	2	0
Tyler Lumsden p	0	0	0	0	0	0	0	0	0
Jeff Hahn p	0	0	0	0	0	0	0	0	0
Matt Henrie p	0	0	0	0	0	0	1	1	0
Totals	35	9	9	9	3	8	27	11	3

Georgia Tech	AB	R	H	RBI	BB	SO	PO	A	LOB
Eric Patterson 2b	4	1	2	1	1	0	1	0	0
Victor Menocal ss	5	1	3	1	1	0	3	1	1
Jeremy Slayden rf	3	0	0	0	1	2	3	1	5
Matt Murton lf	5	1	2	0	0	1	5	0	2
Tyler Parker c	5	1	1	0	0	0	8	0	2
Jason Perry 1b	4	2	3	2	1	0	5	0	0
Wes Rynders cf	5	1	1	0	0	0	1	0	3
Matthew Boggs 3b	5	0	1	0	0	2	1	2	0
Brandon Boggs dh	3	0	1	0	0	1	2	0	0
Clifton Remole ph	1	0	0	0	0	0	0	0	0
Garrett Groce pr	0	0	0	0	0	0	0	0	0
Chris Goodman p	0	0	0	0	0	0	0	0	0
Aaron Walker p	0	0	0	0	0	0	0	0	0
Philip Perry p	0	0	0	0	0	0	0	0	0
Jeff Watchko p	0	0	0	0	0	0	0	0	0
Totals	40	7	14	4	5	7	27	4	13

Clemson 080 000 100 - 9 9 1
Georgia Tech 023 001 100 - 7 14 0

E - Baker (13). DP - Clemson 2. 2B - Baker (12); Johnson 2(19); Valiente (7); Murton, M. 2(16). HR - Johnson; Perry, J.(12). HBP - Schmidt; Patterson, E; Slayden, J.. SB - Patterson, E 2 (41); Rynders, W.(11).

Clemson	IP	H	R	ER	BB	SO	NP
Tyler Lumsden	3.0	8	5	3	2	4	80
Jeff Hahn	3.2	5	2	2	3	3	62
Matt Henrie	2.1	1	0	0	0	0	25

Georgia Tech	IP	H	R	ER	BB	SO	NP
Chris Goodman	1.2	5	7	7	2	2	53
Aaron Walker	0.0	2	1	1	0	0	6
Philip Perry	6.1	2	1	1	1	6	88
Jeff Watchko	1.0	0	0	0	0	0	8

Win - Hahn (3-0). Loss - Goodman, C. (8-2). Save - Henrie (1). WP - Henrie (6); Walker, A.(3). HBP - by Lumsden (Patterson, E); by Lumsden (Slayden, J.); by Perry, P. (Schmidt). BK - Hahn (2). Inherited runners/scored: Henrie 2/0; Walker, A. 1/1; Perry, P. 1/0. Umpires - HP: Jim Garman 1B: John Magnusson 2B: Nick Zibelli 3B: A.J. Lostaglio Start: 4:50 pm Time: 3:00 Attendance: 25581

South Carolina 9, Georgia Tech 5 June 18, 2002 at Omaha, Neb. (Rosenblatt Stadium)

South Carolina	AB	R	H	RBI	BB	SO	PO	A	LOB
Drew Meyer ss	5	3	2	2	0	1	3	5	0
Justin Harris cf/2b	4	1	2	2	0	0	3	2	0
Yaron Peters 1b	3	0	0	0	2	2	11	0	0
Steve Thomas rf	4	1	1	1	0	1	4	0	3
Jon Coutlangus cf	1	0	0	0	0	0	0	0	0
Brian Buscher 3b	4	1	1	0	1	2	0	3	2
Garris Gonce lf	4	0	0	0	1	1	2	0	0
Trey Dyson dh	3	1	1	0	1	1	0	0	0
Tim Seaton pr/rf	1	1	0	0	0	1	0	0	1
Landon Powell c	4	0	1	2	0	0	2	0	1
Kevin Melillo 2b	4	1	0	0	0	1	2	2	0
Aaron Rawl p	0	0	0	0	0	0	0	0	0
Totals	37	9	8	7	5	10	27	12	7

Georgia Tech	AB	R	H	RBI	BB	SO	PO	A	LOB
Eric Patterson 2b	5	0	1	0	0	0	4	1	2
Victor Menocal ss	5	2	2	0	0	0	2	3	0
Jeremy Slayden rf	5	1	3	2	0	1	3	0	1
Matt Murton lf	3	1	0	1	0	0	1	0	0
Jason Perry 1b	4	0	1	0	0	0	4	0	1
Tyler Parker c	4	0	1	0	0	1	10	1	0
Matthew Boggs 3b	4	0	2	1	0	0	0	0	1
Wes Rynders cf	4	1	2	0	0	0	3	0	2
Clifton Remole dh	3	0	1	0	0	0	0	0	0
Garrett Groce pr	0	0	0	0	0	0	0	0	0
Brandon Boggs ph	1	0	1	0	0	0	0	0	0
Brian Burks p	0	0	0	0	0	0	0	0	0
Jeff Watchko p	0	0	0	0	0	0	0	0	0
Kyle Schmidt p	0	0	0	0	0	0	0	0	0
Totals	38	5	14	4	0	2	27	5	7

South Carolina 001 400 130 - 9 8 1
Georgia Tech 100 100 021 - 5 14 2

E - Buscher, B(12); Perry, J.(5); Boggs, M.(23). DP - S. Carolina 3. 2B - Harria, J(17); Dyson, T(14); Parker, T. (19). HR - Harris, J(5); Thomas, S(12); Slayden, J.(18). HBP - Harris, J. SF - Murton, M.(3). SB - Meyer, D(38); Seaton, T(3); Melillo, K(4).

South Carolina	IP	H	R	ER	BB	SO	NP
Aaron Rawl	9.0	14	5	4	0	2	117

Georgia Tech	IP	H	R	ER	BB	SO	NP
Brian Burks	3.2	5	5	3	2	4	62
Jeff Watchko	4.1	3	4	4	2	5	69
Kyle Schmidt	1.0	0	0	0	1	1	14

Win - Rawl, A (7-1). Loss - Burks, B. (10-7). Save - None. WP - Rawl, A. (5); Burks, B.(7). HBP - by Burks, B. (HARRIS, J.). PB - Parker, T.(7). Inherited runners/scored: Watchko, J. 2/0. Pitches/ strikes: Rawl, A. 117/85; Burks, B. 62/34; Watchko, J. 69/44; Schmidt, K. 14/7. Umpires - HP: Nick Zibelli 1B: Kevin Dougherty 2B: A.J. Lostaglio 3B: John Magnusson Start: 1:09 pm Time: 2:41 Attendance: 23807



COLLEGE WORLD SERIES TEAMS

2006

College World Series Team

Players

Steven Blackwood, OF
Wally Crancer, OF
David Duncan, LHP
Brad Feltes, 3B
Michael Fisher, SS
John Goodman, RHP
Jason Haniger, C
Andy Hawranick, C
Chris Hicks, RHP
Wes Hodges, 3B
Chris House, OF
Michael Hutts, LHP
Jared Hyatt, RHP
Lee Hyde, LHP
Jeff Kindel, OF
Tim Ladd, LHP
Luke Murton, OF
Whit Robbins, 1B
Brad Rulon, RHP
Nick Scherer, C
Ryan Tinkoff, 2B
Mike Trapani, 2B
Ryan Turner, LHP
Matt Wieters, C/RHP
Blake Wood, RHP

Coaches

Danny Hall - Head Coach
Bobby Moranda - Associate Head Coach
Josh Holliday - Assistant Coach
Bryan Prince - Volunteer Assistant Coach

Support Staff

Tom Kinkelaar - Director of Operations
Steve Tamborra - Strength and Conditioning Coach
Walter Smith - Trainer
Josh Smith - Manager
Harry Woodworth - Manager

The 2006 season marked Georgia Tech's third trip to Omaha under head coach Danny Hall, and the Yellow Jackets drew an opening-round matchup against a familiar foe, Atlantic Coast Conference champion Clemson. The Yellow Jackets and Tigers were just two of a league-record four ACC teams taking part in the 2006 College World Series, joining Miami and North Carolina in Omaha.

The Yellow Jackets jumped on the Tigers early, scoring three runs in the top of the first inning. Wally Crancer doubled to reach base with one out and scored on a run-scoring single from Matt Wieters. A two-run home run by pitcher-turned-outfielder Jeff Kindel quickly made the score 3-0 in Tech's favor. Meanwhile, junior left-hander Lee Hyde kept Clemson's batters off balance all afternoon, holding the Tigers scoreless through seven innings, but the league champions mounted a comeback in the eighth inning. Clemson scored eight runs in the frame and held on to take the 8-4 win in the opener.


Dropped into the CWS loser's bracket, the Yellow Jackets found themselves matched up against Cal State Fullerton in the tournament's first elimination game on Sunday, June 18. Tech again scored three runs in the first inning, with RBI singles from Kindel and Wes Hodges and a sacrifice fly from Whit Robbins. Blake Wood cruised through the first three innings before yielding runs in both the fourth and fifth. The Titans would take the lead with back-to-back run-scoring hits in the fifth inning to chase Wood, but the Jackets answered with a solo home run from Wieters in the sixth inning to tie the game. The score remained tied until the top of the ninth, when Cal State Fullerton scored two runs on an infield single.

Despite the 0-2 record in Omaha in 2006, the season was special for several reasons. The Yellow Jackets eclipsed the 50-win mark for just the fifth time in history, and fourth under Hall. Tech led the league in runs (8.7 pg), doubles, home runs, RBI, slugging percentage and walks, while seven Yellow Jackets were selected in 2006 MLB Draft, led by second round selection Wes Hodges.

Tech turned in a consensus top-10 season, according to the final national college baseball rankings. Baseball America and USA Today listed the Yellow Jackets' at No. 7, while Collegiate Baseball had Georgia Tech ranked No. 8.

College World Series Results

Clemson 8, Georgia Tech 4
Cal State Fullerton 7, Georgia Tech 5



COLLEGE WORLD SERIES TEAMS

Clemson 8, Georgia Tech 4 June 16, 2006 at Omaha, Neb. (Rosenblatt Stadium)

Georgia Tech	AB	R	H	RBI	BB	SO	PO	A	LOB
Steven Blackwood cf	4	1	0	0	1	3	1	0	0
Wally Crancer rf	5	1	3	0	0	0	0	0	0
Matt Wieters c	3	1	1	1	0	0	7	0	0
Jeff Kindel lf	4	1	2	2	0	0	4	0	3
Whit Robbins 3b	4	0	0	0	0	1	0	0	1
Luke Murton 1b	4	0	2	0	0	0	8	0	0
Wes Hodges dh	3	0	0	0	1	1	0	0	1
Nick Scherer pr	0	0	0	0	0	0	0	0	0
Mike Trapani 2b	3	0	0	0	1	0	3	4	1
Michael Fisher ss	3	0	0	0	0	0	1	4	1
Lee Hyde p	0	0	0	0	0	0	0	2	0
Brad Rulon p	0	0	0	0	0	0	0	0	0
Ryan Turner p	0	0	0	0	0	0	0	0	0
Jared Hyatt p	0	0	0	0	0	0	0	0	0
Tim Ladd p	0	0	0	0	0	0	0	0	0
Totals	33	4	8	3	3	5	24	10	7

Clemson	AB	R	H	RBI	BB	SO	PO	A	LOB
Herman Demmink dh	3	1	0	0	1	0	0	0	0
John Ingram ph	1	0	1	1	0	0	0	0	0
Brad Chalk cf	4	1	1	0	1	1	0	0	0
Marquez Smith 3b	3	1	1	2	2	0	0	1	0
Tyler Colvin lf	5	1	2	0	0	1	3	0	3
Taylor Harbin 2b	3	1	0	0	1	2	1	4	2
Andy D'Alessio 1b	3	1	2	3	1	0	13	0	0
Stan Widmann ss	3	0	0	0	1	0	3	3	0
D.J. Mitchell rf	4	1	1	0	0	0	2	0	1
Adrian Casanova c	4	1	1	1	0	2	5	0	2
Sean Clark p	0	0	0	0	0	0	0	1	0
Ryan Hinson p	0	0	0	0	0	0	0	0	0
Daniel Moskos p	0	0	0	0	0	0	0	0	0
Totals	33	8	9	7	7	7	27	9	8

Georgia Tech 300 000 100 - 4 8 1
Clemson 000 000 08X - 8 9 0

E - Turner, R. (3). DP - Clemson 2. 2B - Crancer, W. 2 (11); M. Smith (19); Mitchell (3). HR - Kindel, J. (14); D'Alessio (23). HBP - Wieters, M.; Fisher, M. SB - Ingram (1); M. Smith (5).

Georgia Tech	IP	H	R	ER	BB	SO	AB	BF	NP
Lee Hyde	7.0	3	2	2	5	6	24	29	103
Brad Rulon	0.0	1	1	0	0	0	1	1	5
Ryan Turner	0.0	2	3	3	1	0	2	3	18
Jared Hyatt	0.1	2	2	2	0	0	3	3	13
Tim Ladd	0.2	1	0	0	1	1	3	4	23

Clemson	IP	H	R	ER	BB	SO	AB	BF	NP
Sean Clark	6.0	7	4	4	2	3	25	29	94
Ryan Hinson	2.0	1	0	0	1	1	5	6	22
Daniel Moskos	1.0	0	0	0	0	1	3	3	10

Win - Honson (4-0). Loss - Turner, R. (4-4). Save - None. WP - Ladd, T.(2). HBP - by Clark (Fisher, M.); by Clark (Wieters, M.). PB - Wieters, M.(2). Inherited runners/scored: Rulon, B. 2/2; Turner, R. 1/1; Ladd, T. 1/1; Hinson 2/1. Umpires - HP: Randy Bruns 1B: John Kleis 2B: Paul Guillie 3B: Tony Maners Start: 1:08 pm Time: 2:44 Attendance: 16045

Cal State Fullerton 7, Georgia Tech 5 June 18, 2006 at Omaha, Neb. (Rosenblatt Stadium)

Cal State Fullerton	AB	R	H	RBI	BB	SO	PO	A	LOB
Justin Turner 2b	5	0	1	1	0	2	3	4	1
Blake Davis ss	5	2	2	0	0	1	3	1	2
Brett Pill 1b	5	1	2	0	0	2	7	1	0
Danny Dorn lf	4	2	1	0	1	1	3	0	0
David Cooper dh	4	0	1	0	0	2	0	0	0
Joe Turgeon pr	0	0	0	0	0	0	0	0	0
Cory Vanderhook ph	1	0	1	2	0	0	0	0	0
Brandon Tripp rf/cf	5	1	3	2	0	1	4	0	0
Clark Hardman cf	3	0	1	1	0	0	2	0	0
Matthew Fahey ph	0	0	0	0	1	0	0	0	0
Jared Clark rf	1	0	0	0	0	0	0	0	2
Evan McArthur 3b	4	1	1	0	0	0	1	0	2
John Curtis c	4	0	2	0	0	1	4	1	2
Dustin Miller p	0	0	0	0	0	0	0	0	0
John Estes p	0	0	0	0	0	0	0	0	0
Adam Jorgenson p	0	0	0	0	0	0	0	1	0
Ryan Paul p	0	0	0	0	0	0	0	1	0
Totals	41	7	15	6	2	10	27	9	9

Georgia Tech	AB	R	H	RBI	BB	SO	PO	A	LOB
Steven Blackwood cf	4	0	0	0	0	2	1	0	3
Wally Crancer rf	4	1	0	0	1	0	1	0	1
Matt Wieters c/p	5	2	2	1	0	1	9	0	1
Jeff Kindel lf	3	2	1	1	2	1	2	0	0
Whit Robbins 3b	3	0	0	1	0	0	3	0	0
Luke Murton 1b	3	0	2	0	1	0	7	0	1
Wes Hodges dh	4	0	1	1	0	0	0	0	1
Andy Hawranick c	0	0	0	0	0	0	1	0	0
Mike Trapani 2b	4	0	2	0	0	1	2	2	3
Michael Fisher ss	3	0	1	0	0	0	1	7	0
Blake Wood p	0	0	0	0	0	0	0	1	0
Tim Ladd p	0	0	0	0	0	0	0	0	0
Brad Rulon p	0	0	0	0	0	0	0	0	0
Totals	33	5	9	4	4	5	27	10	10

Cal State Fullerton 000 112 003 - 7 15 1
Georgia Tech 301 000 100 - 5 9 0

E - Pill(7). DP - CSF 1; Georgia Tech 1. 2B - Pill (20); Trapani, M. (12). 3B - Tripp (6). HR - Wieters, M. (15). HBP - Robbins, W.; Murton, L.. SH - Blackwood, S (2); Fisher, M. (9). SF - Robbins, W.(4).

Cal State Fullerton	IP	H	R	ER	BB	SO	AB	BF	NP
Dustin Miller	6.0	7	5	4	4	4	24	31	115
John Estes	0.1	1	0	0	0	0	2	2	7
Adam Jorgenson	1.0	1	0	0	0	0	2	3	6
Ryan Paul	1.2	0	0	0	0	1	5	6	26

Georgia Tech	IP	H	R	ER	BB	SO	AB	BF	NP
Blake Wood	5.2	10	4	4	0	5	26	26	97
Tim Ladd	0.1	0	0	0	0	1	1	1	6
Brad Rulon	1.2	1	0	0	0	3	6	6	26
Matt Wieters	1.1	4	3	3	2	1	8	10	38

Win - Paul (3-1). Loss - Wieters, M. (1-3). Save - None. WP - Miller (2). HBP - by Miller (Murton, L.); by Paul (Robbins, W.). BK - Rulon, B.(1). Inherited runners/scored: Estes 1/0; Jorgenson 2/0; Paul 1/0; Ladd, T. 2/0; Wieters, M. 1/0. Pitches/strikes: Miller 115/72; Estes 7/5; Jorgenson 6/6; Paul 26/17; Wood, B. 97/62; Ladd, T. 6/3; Rulon, B. 26/16; Wieters, M. 38/22. Umpires - HP: Paul Guillie 1B: Tony Maners 2B: Randy Bruns 3B: John Kleis Start: 1:08 pm Time: 3:41 Attendance: 18974



2015 NCAA TOURNAMENT BRACKET

REGIONALS
May 29-June 1
Campus Sites

SUPER REGIONALS
June 5-June 7
Campus Sites

COLLEGE WORLD SERIES
June 13-June 24
Omaha, Neb.

COLLEGE WORLD SERIES
June 13-June 24
Omaha, Neb.

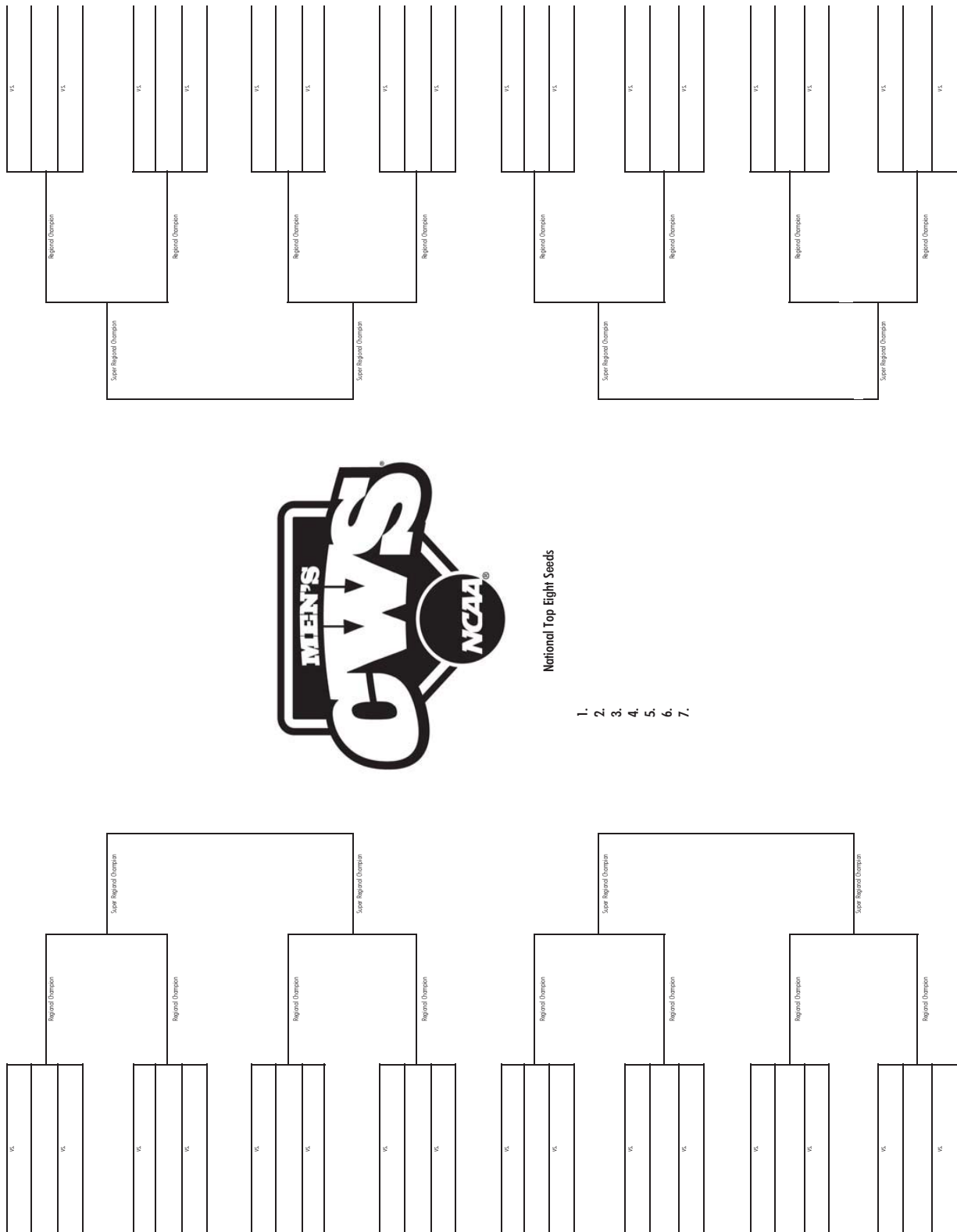
SUPER REGIONALS
June 5-June 7
Campus Sites

REGIONALS
May 29-June 1
Campus Sites



National Top Eight Seeds

- 1.
- 2.
- 3.
- 4.
- 5.
- 6.
- 7.



TEAM HISTORY



GEORGIA TECH'S MAJOR LEAGUERS

Listed here are 63 major league baseball players whose enrollment at Georgia Tech is documented by records in the Tech alumni and registrar's offices. Not all of them actually played baseball at Tech, and a few were enrolled for no more than one quarter or one semester. This list was originally compiled with the help of Tech alumnus Richard Musterer and the Society for American Baseball Research.

Total Number of Major Leaguers 63
Total in the Majors in 2014 9

Total that played for Danny Hall 23

<i>Under Hall</i>	<i>At Tech</i>	<i>In Majors</i>
Jason Varitek	1991-94.	1997-2011
Nomar Garciaparra	1992-94.	1996-2009
Jay Payton	1992-94.	1998-2008, '10
Brad Rigby	1992-94.	1997-2000
David Elder	1995-97.	2002-03
Kris Wilson	1995-97.	2000-03, '06
Marlon Byrd	1996.	2002-14
Cory Vance	1998-00.	2002-03
Kevin Cameron	1999-01.	2007-09
Mark Teixeira	1999-01.	2003-14
Jason Perry	2000-02.	2008
Matt Murton	2001-03.	2005-09
Brandon Boggs	2002-04.	2008-11
Eric Patterson	2002-04.	2007-11
Micah Owings	2003-04.	2007-13
Tyler Greene	2003-05.	2009-13
Matt Wieters	2005-07.	2009-14
Mike Nickeas	2002-04.	2010-13
Blake Wood	2004-06.	2010-14
Charlie Blackmon	2008.	2011-14
Derek Dietrich	2008-10.	2013-14
Brandon Cumpton	2008-10.	2013-14
Buck Farmer	2010-13.	2014

Horace Allen

Brooklyn-N (1919) - Played in four games.

Tom Angley

Chicago-N (1929) - Batted .250 in five games.

Red Barron

Boston-N (1929) - Batted .190 in 10 games in only major league season.

Mike Bell

Atlanta-N (1990-91) - Played 53 games for the Braves, batting an even .200.

Charlie Bishop

Philadelphia-A (1952-54), Kansas City-A (1955) - Had a 10-22 record and a 5.33 ERA in four seasons. Pitched in 69 games, making 37 starts.

Charlie Blackmon

Colorado-N (2011-14) - Made his major league debut June 7, 2011 with the Colorado Rockies and hit .255 in 27 games. Hit .283 with two homers for the Rockies in 2012, and played 82 games with a .309 average in 2013. Had another big year in 2014 en route to his first career All-Star Game appearance, hitting .288 with 19 home runs, 72 RBI and 28 stolen bases.

Bud Blemker

Kansas City-A (1960) - Lettered in baseball and basketball at Tech. Pitched in one game in 1960 (1 2/3 innings).

Brandon Boggs

Texas-A (2008-10), Milwaukee-N (2011) - Made his MLB debut April 29, 2008, and played in 101 games in his first season.

Frank Bolick

Montreal-N (1993), Anaheim-A (1998) - Earned spot on roster splitting time between third base and first base for Montreal, picked up by Anaheim in 1997. Played the 1999 season for Chiba Lotte in Japan.

Jung Bong

Atlanta-N (2002-03), Cincinnati-N (2004) - Pitched in 44 games as a Brave in 2003.

Darren Bragg

Seattle-A (1994-95), Boston-A (1996-99), St. Louis-N (1999), Colorado-N (2000), New York-N (2001), New York-A (2001), Atlanta-N (2002-03), San Diego-N (2004), Cincinnati-N (2004) - Made his debut with Seattle during May and June of 1994. Traded to Boston in mid-1996, becoming regular starter in the outfield. Traded to St. Louis in mid-1999, hit .260, then released. Signed with Colorado in 2000, hit .221, then released. Played with the New York Mets and New York Yankees in 2001. Signed with the Atlanta Braves in 2002, and appeared in 213 games over two seasons. Played with San Diego and Cincinnati in 2004.

Kevin Brown

Texas-A (1986-94), Baltimore-A (1995), Florida-N (1996-97), San Diego-N (1998), Los Angeles-N (1999-2003), New York-A (2004-05) - Pitched in the World Series twice, in 1997 with the world champion Florida Marlins and in 1998 with San Diego. No. 7 pick of first round in 1986, first full season in majors was 1989. Tied for the American League lead in victories in 1992 with a 21-11 record. Signed with Baltimore as a free agent in 1995, with the Marlins in 1996, San Diego in 1998 and Los Angeles for 1999. Traded to New York prior to the 2004 season. Led NL in ERA in 1996 while winning 17 games. Pitched his first no-hitter vs. San Francisco at 3-Com Park in 1997. Was an All-Star selection in both leagues.

Marlon Byrd

Philadelphia-N (2002-05), Washington-N (2005-06), Texas-A (2007-09), Chicago-N (2010-12), Boston-A (2012), New York-N (2013), Philadelphia-N (2013-14), Cincinnati-N (2015) - Made debut in 2002 with Philadelphia, and played in 10 games. Finished fifth in the 2003 NL Rookie of the Year voting. Traded to Washington in 2005, playing two seasons for the Nationals. Spent 2007-2009 with the Rangers, playing in 377 games in the last three seasons. Had a career season in 2009 hitting 20 home runs while collecting 89 RBI. Traded to Chicago Cubs prior to 2010 season. Batted .293 with 12 HR and 66 RBI, and played in the 2010 MLB All-Star game. Played 119 games for the Cubs in 2011 and hit .276 with 22 doubles. Totalled 47 MLB games between the Cubs and Boston in 2012. Had a big season for the Mets in 2013, playing 117 games with 21 homers and 71 RBI before being traded to the Phillies late in the year. Played in a career-high 154 games in 2014 and hit .264 with a career-best 25 homers and 85 RBI.

Bill Calhoun

Boston-N (1913) - Played in six games, getting one hit in 13 official at-bats.

Kevin Cameron

San Diego-N (2007-08), Oakland-N (2009) - Made debut in early 2007 and began his Major League career by throwing 17.1 consecutive scoreless innings. Went 2-0 with a 2.79 ERA in 48 relief appearances his rookie season. Picked up by Oakland in 2009. Made 11 appearances out of the bullpen, striking out 15 batters in 18.1 IP with a 3.44 ERA.

Low Carpenter

Washington-A (1943) - Made four relief appearances with no record and a 0.00 ERA.

Bruce Chen

Atlanta-N (1998-2000), Philadelphia-N (2000-01), New York-N (2001-02), Montreal-N (2002), Cincinnati-N (2002), Houston-N (2003), Boston-A (2003), Baltimore-A (2005-06), Texas-A (2007), Kansas City-A (2009-2014) - A student at Tech, but did not play for the Yellow Jackets, Chen spent parts of three seasons with the Braves, before being traded to the Phillies in 2000. Traded to the Mets in 2001. Traded to the Expos and then to the Reds in 2002. Spent 2003 with Boston and Houston before joining the Orioles in 2004. Picked up by Texas in 2007. Signed by Kansas City in 2009. On Aug. 6, 2009, Chen won his first major league game since 2005. Has been a key starter for the Royals, winning 47 games in his six years on the staff, including a 9-4 record in 2013.

Doug Creek

St. Louis-N (1995), San Francisco-N (1996-97), Chicago-N (1999), Tampa Bay-A (2000-02), Seattle-A (2002), Toronto (2003), Detroit-A (2005) - Called up in September of 1995 and pitched in middle relief. Traded to San Francisco prior to 1996 season. Traded to White Sox after 1997 season, then played 1998 season in Japan (Hanshin Tigers). Pitched in 140 games with Tampa Bay before being traded to Seattle in 2002. Played with Toronto in 2003. Injured in 2004. Signed with Detroit in 2005.

Ed Crowley

Washington-A (1928) - Played in two games and had one big-league at-bat.

Brandon Cumpton

Pittsburgh-N (2013-2014) - Pitched well in five late-season starts for the Pirates during his MLB debut season in 2013, posting a 2.05 ERA and 2-1 record in 30.2 innings. Made 10 starts in 2014 and was 3-4 with a 4.89 ERA.

Derek Dietrich

Miami-N (2013-2014) - Was called up by the Miami Marlins in 2013 and made his MLB debut on May 8, 2013 at San Diego and singled in his first at-bat. Has played 106 games for the Marlins between 2013 and 2014 with 14 homers and 40 RBI.

Claud Derrick

Philadelphia-A (1910-12), New York-A (1913), Cincinnati-N/Chicago-N (1914) - Played at Tech one year (1907); career .242 hitter as a utility infielder.

Todd Dunn

Milwaukee-A (1997) - A football player at Tech for one year, batted .229 in 44 games for the Brewers.

David Elder

Cleveland-A (2002-03) - Made debut in 2002, posting a 3.13 ERA in 15 relief appearances.

Buck Farmer

Detroit-A (2014) - Made his MLB debut on August 13, 2014 and pitched four games (two starts) for the Tigers during his rookie season.

Nomar Garciaparra

Boston-A (1996-2004), Chicago-N (2004-05), Los Angeles-N (2006-08), Oakland-A (2009) - Called up in September of 1996. Installed as the Red Sox starting shortstop in 1997, earned a spot on the American League All-Star team and was voted AL Rookie of the Year. Hit cleanup for the Red Sox in 1998 with 35 HR and 122 RBI. American League batting champion in both 1999 (.357) and 2000 (.372). All Star in 2000. Traded to Chicago during the 2004 season and signed by Los Angeles in 2006. All Star as a first baseman in 2006 and moved to third base for the Dodgers in 2007. Played 55 games for the Dodgers in 2008, 31 at SS. Signed for one year by Oakland in 2009, playing in 65 games while batting .281. Signed a one-game deal with the Red Sox in 2010, retiring the same day.

Tyler Greene

St. Louis-N (2009-12), Houston-N (2012), Chicago-A (2013) - Called up by the Cardinals on April 30, 2009. Hit .222 with two home runs and seven RBI in 48 games for St. Louis. Had 23 hits in 44 games with the Cardinals in 2010. Played 58 games for the Cards in 2011 and hit .212. Traded to Houston midway through 2012 and hit .246 with seven homers in 29 games with the Astros that year.

Jim Hearn

St. Louis-N (1947-50), New York-N (1950-56), Philadelphia-N (1957-59) - Posted 109-89 record and a 3.81 ERA in 13 seasons. Led NL in ERA (2.49) and shutouts (5) in 1950. Won game three of 1951 World Series, pitching 8 2/3 innings. Had 63 complete games in his career.

Weldon Henley

Philadelphia-A (1903-05), Brooklyn-N (1907) - Had 32-43 record and a 2.94 ERA in four seasons. Pitched no-hitter vs. St. Louis on July 22, 1905. Had 61 complete games in 81 career starts.

Riccardo Ingram

Detroit-A (1994), Minnesota-A (1995) - After six seasons in the minors, received call from Detroit in July and August of 1994. Minnesota acquired him in the off-season; Ingram made Twins debut July 19, 1995. Now a minor league coach.

Michael Jerzembeck

New York-A (1998) - September call-up by the Yankees. Surrendered HR to Jason Varitek in his first start. On disabled list in 1999.

Dick Jones

Washington-A (1926-27) - Pitched in six games and posted a 2-1 record with a 6.66 ERA.

Scott Jordan

Cleveland-A (1988) - A September call-up by the Indians in 1988, he was traded to the Astros and played most of the 1989 season at class AA Columbus.

Ed Lafitte

Detroit-A (1909-12), Brooklyn-F (1914-15), Buffalo-F (1915) - Had 35-36 career record and 3.34 ERA in five seasons. Completed 47 of his 75 career starts. Pitched no-hitter against Kansas City on September 19, 1914. Also batted .220 in his career.

Russ Lyon

Cleveland-A (1944) - Played in seven games and had two hits in 11 official at-bats.

Marty Marion

St. Louis-N (1940-1950), St. Louis-A (1952-53) - Batted .263 in 13-year major league career, and had a .231 average in 23 World Series games. Played 1,555 of his 1,572 big-league games at shortstop. Also managed from 1951-56.

Erskine Mayer

Philadelphia-N (1912-18), Pittsburgh-N (1918-19), Chicago-A (1919) - Posted 91-70 career record and a 2.96 ERA in eight seasons. Started two games in 1915 World Series, one a complete-game loss. Pitched the ninth inning of game five of 1919 Series for the infamous Chicago "Black Sox," his final major league appearance.

Sam Mayer

Washington-A (1915) - Hit .241 in 11 games for the Nationals

Tom McMillan

Brooklyn-N (1908-10), Cincinnati-N (1910), New York-A (1912) - Batted .209 in four seasons, stole 45 bases in 297 games.

Scrappy Moore

St. Louis-A (1917) - Played in four games

Matt Murton

Chicago-N (2005-08), Oakland-A (2008), Colorado-N (2009) - Made debut with the Cubs in 2005 and hit .321 in 51 games. Started 122 games in 2006. Played in 94 games for the Cubs in 2007 and 19 in 2008 before being traded to Oakland. Traded to Rockies on Feb. 4, 2009 where he played in 29 games.

David Newhan

San Diego (1999-2000), Philadelphia-N (2000-01), Baltimore-A (2004-06), New York-N (2007), Houston-N (2008) - Made debut with Padres in 1999; signed by Philadelphia midway through 2000 season. Signed by Baltimore in 2004. Played in 56 games for the Mets in 2007. Signed by the Astros in 2008 and played in 64 games in Houston.

Mike Nickeas

New York-N (2010-12), Toronto-A (2012-13) - Called-up by the Mets on September 4, 2010. Played in five games and had two hits in 10 at-bats. Played 21 games for the Mets in 2011, and played in 47 games in 2012. Was traded to Toronto following 2012.

Micah Owings

Arizona-N (2007-08), Cincinnati-N (2008-10), Arizona-N (2011), San Diego-N (2012) - Made 27 starts in his rookie season, going 8-8 in 152.2 innings of work. Played in 35 games for the Diamondbacks in 2008 before being traded to Cincinnati midseason. Started 19 games for the Reds in 2009 posting a 7-12 record with a 5.34 ERA. Appeared in 33 games (four starts) and was 8-0 for NL West champion

Arizona in 2011. Finished 2011 with a 3.57 ERA in 63 innings. Was traded to the Padres in 2012, going 0-2 with a 2.79 ERA.

Joe Palmisano

Philadelphia-A (1931) - Batted .227 in 19 games.

Eric Patterson

Chicago-N (2007-08), Oakland-A (2008-10), Boston-A (2010), San Diego-N (2011) - Called up from Triple-A by the Cubs multiple times in 2008, playing in 13 games, before being traded to Oakland midseason. Hit .287 with a home run and 11 RBI in 39 games in 2009. Traded to Boston after 45 games with Oakland in 2010. Batted .226 with six homers and 16 RBI in 45 games with the Red Sox. Played 47 games and hit .180 for the Padres in 2011.

Jay Payton

New York-N (1998-2002), Colorado-N (2002-03), San Diego-N (2004), Boston-A (2005), Oakland-A (2005-06), Baltimore-A (2007-08) - September call-up by the Mets twice. Became everyday starter in center field in 2000 and played in World Series. Traded to Colorado in July, 2002, and hit .335 in 47 games. Signed by San Diego in 2004. Signed by Boston in 2005, and traded to Oakland during the season. Started 116 games for the Orioles in 2007 and played in 127 games in 2008.

Jason Perry

Atlanta-N (2008) - Called up July 4, 2008, and played in four games for the Braves.

Marc Pisciotta

Chicago-N (1997-99), Kansas City (1999) - Called up in June, 1997, and earned a win in his first relief appearance.

Jim Poole

Los Angeles-N (1990), Texas-A (1991), Baltimore-A (1991-94), Cleveland-A (1995), San Francisco-N (1996-98), Cleveland-A (1998-99), Philadelphia-A (1999), Detroit-A (2000), Montreal-N (2000) - Struck out Tony Gwynn in 1990 debut with L.A. Waived by Baltimore following 1994 season, signed with Cleveland, pitching for Indians in 1995 and part of 1996 before being traded to San Francisco. Giants waived him in 1998, picked up by Cleveland to finish season. Pitched for Philadelphia in 1999, and played with Detroit and Montreal in 2000. Allowed a David Justice home run in game 6 of 1995 the World Series with the Indians.

Del Pratt

St. Louis-A (1912-17), New York-A (1918-20), Boston-A (1921-22), Detroit-A (1923-24) - Second baseman who batted .292 with 966 RBI in 13 major league seasons. Hit .302 in his rookie year and finished his career with five consecutive .300 seasons, including a career-best .324 with Boston in 1921. Never played in fewer than 101 games in any season.

Bobby Reeves

Washington-A (1926-28), Boston-A (1929-31) - Batted .252 in 502 games, career-high 66 runs scored in 1929. Pitched in one game in 1931.

Brad Rigby

Oakland-A (1997-99), Kansas City-A (1999-2000), Montreal-N (2000) - Called up from Edmonton to make his major league debut June 28 vs. Texas, posting a 1-7 record and a 4.87 ERA. Traded to Kansas City mid-season 1999, went 4-6 overall. Traded to Montreal mid-season 2000, and appeared in 10 games overall.

Bill Strickland

St. Louis-A (1937) - Pitched in nine games (21 1/3 innings) with no record and a 5.91 ERA.

Mark Teixeira

Texas-A (2003-07), Atlanta-N (2007-08), Los Angeles-A (2008), New York-A (2009-2014) - Made Major League debut in 2003, and finished fourth in the AL Rookie of the Year voting. Won Silver Slugger award as American League's top offensive first baseman in 2004 and 2005. Earned American League Golden Glove award as top defensive first baseman in 2005 and 2006. Named to 2005 AL All-Star team. Set MLB record for most RBI by a switch-hitter (144) in 2005. Traded to Atlanta halfway through the 2007 season; hit .317 with 17 HR, 56 RBI in 54 games with the Braves. Played in 103 games in Atlanta before being traded to the Los Angeles Angels of Anaheim in 2008. Hit .358 with 13 home runs in 54 games in L.A. Traded to the Yankees in December of 2008. Hit

.292 with 39 home runs and 122 RBI for the 2009 World Series Champions. Named AL All-Star and Silver Slugger award winner in 2009. Hit 39 homers (third in AL) and drove in 111 runs (fourth in AL) in 2011. Played in 123 games with 24 homers and 84 RBI in 2012 and won his fifth career Gold Glove. Battled from an injury-plagued 2013 to play 123 games for the Yankees in 2014 with 22 homers and 62 RBI.

Bob Tillman

Boston-A (1962-67), New York-A (1967), Atlanta-N (1968-70) - Batted .232 in nine big-league seasons, with season-high .278 in 1964 as a catcher for the Red Sox. Was a member of the Atlanta Braves 1969 NL West champions.

Cory Vance

Colorado-N (2002-03) - September call up in 2002 and pitched in two games, including one start. Made nine appearances in 2003.

Jason Varitek

Boston-A (1997-10) - Traded from Seattle to Boston in 1997, was a September call-up. Made the club full-time in 1998, became the No. 1 catcher in 1999, hitting .269 with 20 HR. Hit .273 with 25 HR in 2003 and was an AL All-Star. Led Boston to the World Series title in 2004. Named Red Sox team captain in 2005. Named to AL All-Star team and earned the Silver Slugger award in 2005. Helped Boston to the 2007 World Series title. Named an AL All-Star in 2008. Played 68 games for Boston in 2011 and hit .221.

Frank Waddey

St. Louis-A (1931) - Batted .273 in 14 games in his only season.

Matt Wieters

Baltimore-A (2009-2014) - Made his MLB debut for the Orioles on May 29, 2009 against the Detroit Tigers. Hit .288 with 15 doubles, nine home runs and 43 RBI while starting 96 games behind the plate. Played first full year with Orioles in 2010, batting .249 with 11 homers and 55 RBI in 130 games. Had a breakout third season as Baltimore's starting catcher, winning a Fielding Bible Award and a Gold Glove as the best defensive catcher in MLB, and American League, respectively. Hit .262 with 22 homers in 139 games in 2012. Was a repeat Gold Glove winner and All-Star in 2012 after hitting .249 with 23 homers. Earned his third career All-Star nod in 2014, but had his season cut short by injury. Played just 26 games in 2014 and hit .308 with five homers and 18 RBI.

Kris Wilson

Kansas City-A (2000-03), New York-A (2006) - Late season call-up in 2000, posted a 4.19 ERA in 34.1 innings. Made 29 appearances in 2003. Called up by New York in 2006 and made five appearances.

Blake Wood

Kansas City-A (2010-11), Cleveland-A (2013-14) - Made debut with the Royals on May 12, 2010. Posted a 5.07 ERA, and a 1-3 record in 51 relief appearances (49.2 IP). Went 5-3 for the Royals with a 3.75 ERA in 55 relief appearances. Has made nine appearances for Cleveland in 2013 and 2014.

Whit Wyatt

Detroit-A (1929-33), Chicago-A (1933-36), Cleveland-A (1937), Brooklyn-N (1939-44), Philadelphia-N (1945) - Won 106 games, including 17 shutouts, and lost 95 in 16-year career. In 1941, he tied for league lead in wins (22) and shutouts (7) as the Dodgers won the pennant. Pitched two complete games and earned the team's only victory in '41 World Series against the New York Yankees.

YELLOW JACKETS IN THE PROS

Player, Pos. Year Signed

Jimmy Adams, OF 1965
Chicago Cubs

Lane Akers, SS 1957
Kansas City Athletics

Jon Anderson, C 1990
California Angels

Tom Angley, C 1929
Chicago Cubs

Luke Bard, P 2012
Minnesota Twins

Tucker Barr, C 1996
Houston Astros

Red Barron, OF 1929
Boston Braves

Jason Basil, C-OF 2001
Oakland Athletics

Jerry Bass, P 1977
Los Angeles Dodgers

Mike Bell, 1B 1990
Atlanta Braves

Brett Binkley, P 1993
Los Angeles Dodgers, Atlanta Braves

Charlie Bishop, P 1952
Philadelphia Athletics

Charlie Blackmon, OF 2008
Colorado Rockies

Bud Blemker, P 1959
Kansas City Athletics

Brandon Boggs, OF 2004
Texas Rangers, Milwaukee Brewers

Frank Bolick, 3B 1987
Milwaukee Brewers, Seattle Mariners, Montreal Expos, Pittsburgh Pirates, Colorado Rockies, Anaheim Angels, Chiba Lotte Marines

Brannon Bonifay, 3B 1971
Atlanta Braves

Cam Bonifay, 1B 1974
St. Louis Cardinals

Kenny Bonifay, 1B-OF 1991
Pittsburgh Pirates

Jed Bradley, LHP 2011
Milwaukee Brewers

Darren Bragg, OF 1991
Seattle Mariners, Boston Red Sox, St. Louis Cardinals, Colorado Rockies, New York Mets, New York Yankees, Atlanta Braves, San Diego Padres, Cincinnati Reds

Kevin Brown, P 1986
Texas Rangers, Baltimore Orioles, Miami Marlins, San Diego Padres, Los Angeles Dodgers

Andy Bruce, 3B 1991
St. Louis Cardinals

Corlis Buchanan 1910
Atlanta Crackers

Brian Burks, P 2004
San Diego Padres

Chase Burnett, OF 2010
Cleveland Indians

Eddie Burns, P 2008
Cleveland Indians

Brad Busbin, P 2002
Philadelphia Phillies

Scott Byers, 1B 1996
California Angels

Anthony Byrd, OF 1992
Minnesota Twins

Marlon Byrd, OF 1999
Philadelphia Phillies, Washington Nationals, Texas Rangers, Chicago Cubs, Boston Red Sox, New York Mets, Pittsburgh Pirates

Pete Caldwell, 3B 1966
Atlanta Braves

Bill Calhoun, 1B 1912
Macon Peaches, Boston Braves

Kevin Cameron, P 2001
Minnesota Twins, San Diego Padres

Lew Carpenter, P 1943
Oakland Athletics

Randy Carroll, 2B 1966
Cleveland Indians

Bruce Chen, P 1993
Atlanta Braves, Philadelphia Phillies, New York Mets, Montreal Expos, Cincinnati Reds, Houston Astros, Boston Red Sox, Baltimore Orioles, Toronto Blue Jays, Texas Rangers, Kansas City Royals

Sam Clay, P 2014
Minnesota Twins

Paul Cobb, OF-1B 1906
St. Louis Browns

Brent Colson, P 1992
Los Angeles Dodgers

Wally Crancer, OF 2007
Baltimore Orioles

Doug Creek, P 1991
St. Louis Cardinals, San Francisco Giants, Chicago Cubs, Tampa Bay Rays, Seattle Mariners, Toronto Blue Jays, St. Louis Cardinals, Detroit Tigers

Jordan Crews, P 2005
Chicago Cubs

Butch Crook, P 1966
Houston Astros

Chuck Crowder, P 1999
Colorado Rockies

Ed Crowley, 3B 1928
Washington Senators

Brandon Crompton, P 2010
Pittsburgh Pirates

Jake Davies, 1B 2012
Boston Red Sox

Derek Dietrich, SS 2010
Tampa Bay Rays, Miami Marlins

Claud Derrick, INF 1910
Philadelphia Athletics, New York Giants, Cincinnati Reds, Chicago Cubs

Bobby Dews, SS 1960
St. Louis Cardinals

Stephen Donaghey, P 1999
Cleveland Indians

Sam Dove, IF 2013
Philadelphia Phillies

Sam Drake, P 1989
Milwaukee Brewers

David Duncan, P 2008
Houston Astros

Geoff Duncan, P 1996
Miami Marlins

Todd Dunn, OF 1989
Milwaukee Brewers

David Elder, P 1997
Texas Rangers, Cleveland Indians, Atlanta Braves, New York Yankees, Kansas City Royals

Larry Elliott, SS 1972
Detroit Tigers

Scott Erwin, P 1989
Oakland Athletics

Jacob Esch, OF 2011
Miami Marlins

Zane Evans, C 2013
Kansas City Royals

Buck Farmer, P 2013
Detroit Tigers

Mark Fischer, OF 1997
Boston Red Sox

Michael Fisher, SS 2007
Atlanta Braves, New York Mets

Carlton Fleming, 2B 1992
New York Yankees, St. Louis Cardinals, St. Paul Saints

Keith Fleming, P 1986
Milwaukee Brewers

Mike Fowler, OF 1987
Atlanta Braves

Nomar Garciaparra, SS-3B 1994
Boston Red Sox, Chicago Cubs, Los Angeles Dodgers, Oakland Athletics

Pete Geist, SS-P 1985
Los Angeles Dodgers, Toronto Blue Jays

John Gher, OF-P 1962
Cleveland Indians

Al Gogolin, P 1994
Oakland Athletics

Chris Goodman, P 2003
Kansas City Royals, Boston Red Sox

Steve Green, OF 1987
Los Angeles Dodgers, Detroit Tigers

Tom Green, OF 1990
Pittsburgh Pirates

Tyler Greene, SS 2005
St. Louis Cardinals, Houston Astros, Chicago White Sox, Atlanta Braves, San Diego Padres

Ty Griffin, 2B 1988
Chicago Cubs, Cincinnati Reds, St. Louis Cardinals

Matthew Grimes, P 2014
Baltimore Orioles

Garrett Groce, OF 2005
Tampa Bay Devil Rays

Tim Gustafson, P 2006
Atlanta Braves, Cincinnati Reds, Colorado Rockies, Baltimore Orioles

Kevin Guyette, P 2005
Boston Red Sox

Gary Hardie, SS 1979
New York Mets

Jim Hearn, P 1947
St. Louis Cardinals, New York Giants, Philadelphia Phillies

Josh Hedding, P 2014
Detroit Tigers

Weldon Henley, P 1901
Philadelphia Athletics

Chris Hicks, P 2008
Houston Astros

Wes Hodges, IF 2006
Cleveland Indians, San Francisco Giants

Heath Honeycutt, INF 1998
Miami Marlins, Arizona Diamondbacks, Cincinnati Reds

Jay Hood, SS 1998
Anaheim Angels

John Horn, P 1985
Chicago Cubs

Mike Hostetler, P 1991
Atlanta Braves

Jared Hyatt, P 2007
Texas Rangers

Lee Hyde, P 2006
Atlanta Braves, Washington Nationals, New York Yankees, Cincinnati Reds

Mott Hyde, IF 2014
Houston Astros

Riccardo Ingram, OF 1988
Detroit Tigers, Minnesota Twins

Jim Ison 1910
Richmond

Dusty Isaacs, P 2014
Toronto Blue Jays

Kevin Jacob, RHP 2011
St. Louis Cardinals, Baltimore Orioles

Michael Jerzembeck, P 1992
New York Yankees, Minnesota Twins

Reggie Johnson, UT 1992
Los Angeles Dodgers

Dick Jones, P 1926
Washington Senators

Scott Jordan, OF 1985
Cleveland Indians, Houston Astros

Steve Kelly, P 2001
Cincinnati Reds, Somerset Patriots

Jeff Kindel, OF 2006
Colorado Rockies

Bert Kizer, 1B 1977
New York Mets

Andrew Kown, P 2004
Detroit Tigers, Washington Nationals, San Francisco Giants

Dan Kyslinger, P 1992
Miami Marlins

Tim Ladd, P 2007
Atlanta Braves

Ed LaFitte, P 1907
Detroit Tigers

J.A. Lafitte, C 1909
Macon Peaches

Adam Leggett, 2B 1997
Anaheim Angels

Cole Leonida, C 2010
Washington Nationals

Richard Lewis, 2B 2001
Atlanta Braves, Chicago Cubs, Kansas City Royals

Rick Lockwood, 3B 1983
Baltimore Orioles, New York Mets, Toronto Blue Jays, St. Louis Cardinals, Chicago Cubs

Matt Lorenzo, P 2003
Texas Rangers, Atlanta Braves, Pittsburgh Pirates

Russ Lyon, C 1944
Cleveland Indians

Marty Marion, SS 1940 St. Louis Cardinals, St. Louis Browns	Jason Perry, OF 2002 Toronto Blue Jays, Oakland Athletics	Bill Strickland, P 1937 St. Louis Browns
Erskine Mayer, P 1912 Philadelphia Phillies	Detroit Tigers, Atlanta Braves, Tampa Bay Rays	Mark Teixeira, 3B 2001 Texas Rangers, Atlanta Braves, Los Angeles Angels, New York Yankees
Sam Mayer, OF 1915 Washington Nationals	Marc Pisciotta, P 1991 Pittsburgh Pirates, Chicago Cubs	Rich Thiemie, P 1997 Atlanta Braves
Walt McConnell, 3B 1985 Los Angeles Dodgers	Atlanta Braves, Cleveland Indians	Brandon Thomas, OF 2013 New York Yankees
Terry McCormick, P 1998 Tampa Bay Devil Rays	Tony Plagman, 1B 2010 Detroit Tigers	J.J. Thomas, 1B 1997 Houston Astros
Deck McGuire, P 2010 Toronto Blue Jays, Oakland Athletics	Jim Poole, P 1988 Los Angeles Dodgers, Texas Rangers, Baltimore Orioles, Cleveland Indians, San Francisco Giants, Philadelphia Phillies, Detroit Tigers, Montreal Expos	Tommy Thompson, 1B 1981 Kansas City Royals
Tommy McMillan, SS 1906 Baton Rouge, Brooklyn Dodgers	Mark Pope, P 2011 San Diego Padres, Atlanta Braves, Los Angeles Dodgers	Bob Tillman, C 1962 Boston Red Sox, Atlanta Braves
Eric McQueen, C 1999 Colorado Rockies	Scott Prather, P 1998 St. Louis Cardinals	Ted Tomasovich, OF 1968 Cincinnati Reds
Victor Menocal, P 2002 Philadelphia Phillies	Del Pratt, 2B 1912 St. Louis Browns, New York Yankees, Boston Red Sox, Detroit Tigers	Mike Trapani, 2B 2006 Detroit Tigers
Andy Mitchell, P 2001 Baltimore Orioles	Bryan Prince, C 2001 Cincinnati Reds	Ryan Turner, P 2007 Texas Rangers
Jeff Mons, C 1987 Los Angeles Dodgers	H.F. Reagin, C 1974 Atlanta Braves	Cory Vance, P 2000 Colorado Rockies, Texas Rangers
Chris Morgan, OF 1984 Detroit Tigers	Bobby Reeves, P 1926 Washington Senators, Boston Red Sox	Jason Varitek, C 1995 Seattle Mariners, Boston Red Sox
Luke Murton, OF 2009 New York Yankees	Clifton Remole, OF-1B 2004 Anaheim/Los Angeles Angels	Zach Von Tersch, P 2009 New York Mets
Matt Murton, OF 2003 Boston Red Sox, Chicago Cubs, Oakland Athletics, Colorado Rockies Hanshin Tigers (Japan)	Brad Rigby, P 1994 Oakland Athletics, Kansas City Royals, Montreal Expos, Houston Astros	Frank Waddey, OF 1931 St. Louis Browns
Jason Neighborgall, P 2005 Arizona Diamondbacks	Ryan Ritter, 2B 1995 Milwaukee Brewers	Nick Wagner, P 2004 Tampa Bay Rays
David Newhan, 1B-OF 1993 Oakland Athletics, San Diego Padres, Philadelphia Phillies, Colorado Rockies, Texas Rangers, Baltimore Orioles, New York Mets, Houston Astros	Whit Robbins, IF 2006 Minnesota Twins	Aaron Walker, P 2004 Tampa Bay Rays
Gary Newsom, 2B 1982 Los Angeles Dodgers, Atlanta Braves	Andrew Robinson, P 2010 Houston Astros, Atlanta Braves	Jeff Watchko, P 2003 Colorado Rockies
Thomas Nichols, 3B/C 2010 Los Angeles Angels	Ronnie Robinson, P 2003 San Diego Padres	K.G. White, OF 1988 Los Angeles Dodgers
Mike Nieceas, C 2004 Texas Rangers, New York Mets, Toronto Blue Jays	Stu Rogers, P 1984 Texas Rangers	Matt Wieters, C 2007 Baltimore Orioles
Micah Owings, P 2005 Arizona Diamondbacks, Cincinnati Reds, San Diego Padres, Milwaukee Brewers, Miami Marlins	Jeff Rowland, OF 2010 Detroit Tigers	Kris Wilson, P 1997 Kansas City Royals, Boston Red Sox, New York Yankees
Daniel Palka, OF 2013 Arizona Diamondbacks	Brad Rulon 2008 New York Yankees	Michael Wolff, OF 1992 California Angels, Oakland Athletics
Joe Palmisano, C 1925 Philadelphia Athletics	Wes Rynders, P 2004 Washington Wild Things	Blake Wood, P 2006 Kansas City Royals, Cleveland Indians
Billy Parham, P 1988 Los Angeles Dodgers	Brian Sager, P 2001 Chicago White Sox, Arizona Diamondbacks	Sam Woodward 1906 Baton Rouge
Tyler Parker, C 2002 St. Louis Cardinals	Matt Saier, P 1995 Kansas City Royals	Kyle Wren, OF 2013 Atlanta Braves, Milwaukee Brewers
Rhett Parrott, P 2001 St. Louis Cardinals	Kyle Schmidt, P 2005 Baltimore Orioles	Jase Wrigley, P 1998 Colorado Rockies
Eric Patterson, 2B 2004 Chicago Cubs, Oakland Athletics, Boston Red Sox, San Diego Padres, Detroit Tigers, Milwaukee Brewers	Todd Shiver, P 1987 Milwaukee Brewers	Whit Wyatt, P 1929 Detroit Tigers, Chicago White Sox, Cleveland Indians, Brooklyn Dodgers, Philadelphia Athletics
Danny Payne, OF 2007 San Diego Padres	Matt Skole, IF 2011 Washington Nationals	L.J. Yankosky, P 1998 Atlanta Braves
Jay Payton, OF 1994 New York Mets, Colorado Rockies, San Diego Padres, Boston Red Sox Oakland Athletics, Baltimore Orioles	Jeremy Slayden, OF 2005 Philadelphia Phillies	Simon Young, P 1999 Cleveland Indians
	Michael Sorrow, INF 1996 San Francisco Giants	
	Mike Sorrow, P 1972 New York Yankees	
	John Stewart, P 1986 Atlanta Braves	
	Brad Stockton, OF 2001 Texas Rangers	

NOTE: Originally signed with first organization listed; Information current as of 2014 baseball season

GEORGIA TECH IN THE MLB DRAFT

Georgia Tech Draft Picks By the Numbers

*Totals do not include those
drafted out of high school that
enroll at Tech*

Players drafted while at GT . . . 159
Draft selections in GT history . 187
HS draftees that attended GT . . 73

BY ROUND

First Round Selections 10

Player Year . . . Pick
Kevin Brown 1986 . . . 7th
Ty Griffin 1988 . . . 4th
Jason Varitek 1993# . 21st
Jason Varitek 1994 . . . 14th
Nomar Garciaparra 1994 . 12th
Mark Teixeira 2001 . . . 5th
Tyler Greene 2005 . . . 30th
Matt Wieters 2007 . . . 5th
Deck McGuire 2010 . . 11th
Jed Bradley 2011 . . 15th

Supplemental First Round 6

Player Year . . . Pick
Jay Payton 1994 . . 29th
Mark Fischer 1997 . . 35th
Richard Lewis 2001 . . 40th
Matt Murtton 2003 . 32nd
Danny Payne 2007 . . 64th
Luke Bard 2012 . . 42nd

Second Round Selections 6

Player Year . . . Pick
Butch Crook 1966 . . .
Ted Tomasovich 1969 . .
Brad Rigby 1994 . . .
Wes Hodges 2006 . . .
Charlie Blackmon 2008 . .
Derek Dietrich 2010 . .

Rounds 3-5 31

Rounds 6-10 29

Rounds 11-20 52

Rounds 21-70 53

UNDER DANNY HALL

Players drafted while at GT . 108
Total draft selections 125
HS draftees that attended GT . . 47

BY ROUND

First Round Selections 7

Jason Varitek 1994 . . 14th
Nomar Garciaparra 1994 . 12th
Mark Teixeira 2001 . . 5th
Tyler Greene 2005 . . 30th
Matt Wieters 2007 . . 5th
Deck McGuire 2010 . . 11th
Jed Bradley 2011 . . 15th

Supplemental First Round 6

Jay Payton 1994 . . 29th
Mark Fischer 1997 . . 35th
Richard Lewis 2001 . . 40th
Matt Murtton 2003 . 32nd
Danny Payne 2007 . . 64th
Luke Bard 2012 . . 42nd

Second Round Selections 4

Brad Rigby 1994 . . .
Wes Hodges 2006 . . .
Charlie Blackmon 2008 . .
Derek Dietrich 2010 . .

Top Five Rounds 38

Top 10 Rounds 55

Player	Year	Organization	Round
Jon Anderson, c	1988	California Angels+	44
	1989	California Angels#	48
Kyle Bakker, lhp	2000	Philadelphia Phillies+	37
	2003	Atlanta Braves	20
Luke Bard, rhp	2009	Boston Red Sox+	16
	2012	Minnesota Twins	*1
Tucker Barr, c	1993	Oakland Athletics+	3
	1996	Houston Astros	5
Jason Basil, c	1997	Cleveland Indians+	32
	2001	Oakland Athletics	15
Jerry Bass, rhp	1977	Los Angeles Dodgers	14
Brett Binkley, lhp	1993	Los Angeles Dodgers	14
Charlie Blackmon, of	2004	Florida Marlins++	28
	2005	Boston Red Sox+	20
	2008	Colorado Rockies	2
Steven Blackwood, of	2005	St. Louis Cardinals#	26
W.J. Blane, 1b	1967	Baltimore Orioles	36
Brandon Boggs, of	2001	New York Yankees+	50
	2004	Texas Rangers	4
Frank Bolick, 3b	1985	Montreal Expos+	23
	1987	Milwaukee Brewers	9
Kenny Bonifay, 1b	1991	Pittsburgh Pirates	49
Jed Bradley, lhp	2011	Milwaukee Brewers	1
Darren Bragg, of	1991	Seattle Mariners	22
Kevin Brown, rhp	1986	Texas Rangers	1
Andy Bruce, 3b	1990	Oakland Athletics#	8
	1991	St. Louis Cardinals	4
Brian Burks, rhp	2004	San Diego Padres	25
Eddie Burns, lhp	2007	Atlanta Braves#	16
	2008	Cleveland Indians	39
Chase Burnette, of	2010	Cleveland Indians	18
Scott Byers, 1b	1996	California Angels	21
Anthony Byrd, of	1992	Minnesota Twins	11
Kevin Cameron, rhp	1998	Chicago White Sox+	42
	2001	Minnesota Twins	13
Randy Carroll, 2b	1965	Chicago White Sox	18
	1966	Cleveland Indians	6
Sam Clay, lhp	2014	Minnesota Twins	4
Brent Colson, lhp	1992	Los Angeles Dodgers	11
Wally Crancer, of	2007	Baltimore Orioles	12
Doug Creek, lhp	1990	California Angels#	5
	1991	St. Louis Cardinals	7
Butch Crook, lhp	1966	Houston Astros	2
Chuck Crowder, lhp	1995	Detroit Tigers+	3
	1998	Pittsburgh Pirates#	8
	1999	Colorado Rockies	4
Brandon Cumpton, rhp	2010	Pittsburgh Pirates	9
Jake Davies, 1b	2012	Boston Red Sox	21
John Davis, rhp	1990	San Francisco Giants	19
Derek Dietrich, ss	2007	Houston Astros+	3
	2010	Tampa Bay Rays	2
Jeff Distasio, 1b	1986	San Francisco Giants	32
Sam Dove, 3b	2013	Philadelphia Phillies	14
Sam Drake, rhp	1986	Detroit Tigers+	25
	1989	Milwaukee Brewers	24
David Duncan, lhp	2005	Minnesota Twins+	14
	2007	Washington Nationals#	23
	2008	Houston Astros	5
Geoff Duncan, rhp	1996	Florida Marlins	69
Marty Durkin, 2b	1987	Milwaukee Brewers+	40
	1989	Cleveland Indians	38
David Elder, rhp	1997	Texas Rangers	4
Scott Erwin, rhp	1988	Los Angeles Dodgers#	8
	1989	Oakland Athletics	5
Jacob Esch, rhp/ss	2011	Florida Marlins	11
Zane Evans, c	2013	Kansas City Royals	4
Buck Farmer, rhp	2009	Atlanta Braves+	16
	2012	Milwaukee Brewers#	15
	2013	Detroit Tigers	5

Mark Fischer, of	1997	Boston Red Sox	*1
Michael Fisher, ss	2007	Atlanta Braves	6
Carlton Fleming, 2b	1992	New York Yankees	7
Keith Fleming, rhp	1986	Milwaukee Brewers	9
Nomar Garciaparra, ss	1991	Milwaukee Brewers+	5
	1994	Boston Red Sox	1
Pete Geist, of	1985	Los Angeles Dodgers	3
Al Gogolin, rhp	1994	Oakland Athletics	13
Chris Goodman, rhp	2002	Florida Marlins#	16
	2003	Kansas City Royals	5
John Goodman, rhp	2006	St. Louis Cardinals#	45
Steve Green, of	1987	Los Angeles Dodgers	18
Tom Green, of	1990	Pittsburgh Pirates	30
Tyler Greene, ss	2002	Atlanta Braves+	2
	2005	St. Louis Cardinals	1
Ty Griffin, 2b	1985	Baltimore Orioles+	12
	1988	Chicago Cubs	1
Matthew Grimes, rhp	2010	Chicago White Sox+	4
	2013	Philadelphia Phillies#	31
	2014	Baltimore Orioles	18
Tim Gustafson, rhp	2006	Atlanta Braves	9
Buck Hall, lhp	1991	Los Angeles Dodgers+	32
	1994	Texas Rangers	38
Jason Haniger, c	2008	Pittsburgh Pirates#	19
Gary Hardie, ss	1976	Cleveland Indians+	7
	1979	New York Mets	5
Robb Hardy, p	1997	Boston Red Sox	32
Andy Hawranick, c	2005	Chicago Cubs#	48
Josh Heddinger, rhp	2014	Detroit Tigers	14
Chris Hicks, rhp	2005	Texas Rangers+	35
	2008	Houston Astros	14
Wes Hodges, 3b	2003	Chicago White Sox+	13
	2006	Cleveland Indians	2
Heath Honeycutt, 3b	1998	Florida Marlins	4
Jay Hood, ss	1995	Minnesota Twins+	4
	1998	Anaheim Angels	6
John Horn, lhp	1985	Chicago Cubs	28
Mike Hostetler, rhp	1988	Atlanta Braves+	14
	1991	Atlanta Braves	21
Brian Howard, ss	1981	Seattle Mariners	6
Jared Hyatt, rhp	2007	Texas Rangers	33
Lee Hyde, lhp	2006	Atlanta Braves	4
Mott Hyde, ss	2010	Toronto Blue Jays+	44
	2014	Houston Astros	26
Riccardo Ingram, of	1987	Detroit Tigers	4
Dusty Isaacs, rhp	2010	Pittsburgh Pirates+	50
	2014	Toronto Blue Jays	18
Kevin Jacob, rhp	2010	New York Yankees#	18
	2011	St. Louis Cardinals	31
Reggie Johnson, 3b	1992	Los Angeles Dodgers	14
Scott Jordan, of	1984	Boston Red Sox#	16
	1985	Cleveland Indians	4
Steve Kelly, rhp	1998	Chicago White Sox+	5
	2001	Cincinnati Reds	4
Roger Kinar, lhp	1987	Atlanta Braves	43
Jeff Kindel, of	2006	Colorado Rockies	14
Bert Kizer, 1b	1977	New York Mets	14
Andrew Kown, rhp	2004	Detroit Tigers	5
Tim Ladd, lhp	2007	Atlanta Braves	9
Adam Leggett, 2b	1997	Anaheim Angels	14
Cole Leonida, C	2010	Washington Nationals	6
Richard Lewis, 2b	2001	Atlanta Braves	*1
Rick Lockwood, 3b	1982	Baltimore Orioles#	7
	1983	Baltimore Orioles	4
Anthony Maisano, 1b	1990	Seattle Mariners	43
Walt McConnell, 3b	1985	Los Angeles Dodgers	6
Deck McGuire, rhp	2010	Toronto Blue Jays	1
Eric McQueen, c	1995	New York Mets+	14
	1999	Colorado Rockies	14

GEORGIA TECH IN THE MLB DRAFT

Georgia Tech Draft Picks By Year

Victor Menocal, ss	1998 Atlanta Braves+ 6	J.J. Thomas, of	1994 Kansas City Royals+ 46
Brandon Miller, c	2002 Philadelphia Phillies 15	Tommy Thompson, 1b	1997 Houston Astros 15
Chris Morgan, of	2008 Boston Red Sox+ 33	Ted Tomasovich, of	1981 Kansas City Royals. 21
	1983 Kansas City Royals#. 34		1968 San Diego Padres# 17
	1984 Detroit Tigers. 11		1969 Cincinnati Reds 2!
Luke Murton, 1b	2007 New York Yankees# 40	Ryan Turner, lhp	2007 Texas Rangers 45
	2008 Arizona Diamondbacks#. . . . 33	Cory Vance, lhp	1997 Los Angeles Dodgers+ 11
	2009 New York Yankees 19		2000 Colorado Rockies. 4
Matt Murton, of	2003 Boston Red Sox *1	Jason Varitek, c	1990 Houston Astros+ 23
Jason Neighborgall, rhp	2002 Boston Red Sox+ 7		1993 Minnesota Twins# 1
	2005 Arizona Diamondbacks. . . . 3		1994 Seattle Mariners 1
Gary Newsom, 2b	1982 Los Angeles Dodgers 14	Zach Von Tersch, rhp	2006 Washington Nationals+ 38
Thomas Nichols, 3b	2010 Los Angeles Angels 16		2009 New York Mets 22
Mike Nickeas, c	2004 Texas Rangers 5	Nick Wagner, rhp	2004 Tampa Bay Devil Rays 28
Micah Owings, rhp	2002 Colorado Rockies+ 2	Aaron Walker, lhp	2004 Tampa Bay Devil Rays 30
	2004 Chicago Cubs# 19	Jeff Watchko, rhp	2002 Pittsburgh Pirates# 18
Daniel Palka, 1b	2010 Philadelphia Phillies+ 19		2003 Colorado Rockies. 24
	2013 Arizona Diamondbacks. . . . 3	K.G. White, of	1988 Los Angeles Dodgers 39
Tyler Parker, c	1999 New York Mets+ 6	Matt Wieters, c	2007 Baltimore Orioles. 1
	2002 St. Louis Cardinals. 8	Kris Wilson, rhp	1994 New York Mets+ 65
Rhett Parrott, rhp	1998 Milwaukee Brewers+ 4		1997 Kansas City Royals. 9
	2001 St. Louis Cardinals. 9	Joe Wise, rhp	1989 Chicago Cubs# 37
Eric Patterson, 2b	2001 Colorado Rockies+ 23		1990 St. Louis Cardinals. 26
	2004 Chicago Cubs 8	Michael Wolff, of	1992 California Angels 16
Danny Payne, of	2007 San Diego Padres *1	Blake Wood, rhp	2006 Kansas City Royals. 3
Jay Payton, of	1994 New York Mets *1	Kyle Wren, of	2012 Cincinnati Reds# 30
Jason Perry, of	2002 Toronto Blue Jays 6		2013 Atlanta Braves 8
Philip Perry, rhp	1999 New York Mets+ 41	Jase Wrigley, rhp	1998 Colorado Rockies. 18
	2002 St. Louis Cardinals#. . . . 48	L.J. Yankosky, rhp	1993 Minnesota Twins+ 18
Marc Pisciotta, rhp	1991 Pittsburgh Pirates 19		1996 Tampa Bay Devil Rays# . . . 54
Tony Plagman, 1b	2009 New York Yankees# 46		1998 Atlanta Braves 11
	2010 Detroit Tigers. 9	Simon Young, lhp	1996 Florida Marlins+ 40
Jim Poole, lhp	1987 Los Angeles Dodgers# 34		1999 Cleveland Indians. 48
	1988 Los Angeles Dodgers 9		
Mark Pope, rhp	2008 Atlanta Braves+ 17		
	2011 San Diego Padres 5		
Scott Prather, lhp	1995 California Angels+ 29		
	1998 St. Louis Cardinals. 16		
Bryan Prince, c	2001 Cincinnati Reds 10		
Clifton Remole, 1b	2004 Anaheim Angels. 11		
Brad Rigby, rhp	1991 New York Yankees+ 17		
	1994 Oakland Athletics. 2		
Ryan Ritter, 2b	1992 Cleveland Indians+ 10		
	1995 Milwaukee Brewers 8		
Whit Robbins, if	2006 Minnesota Twins 4		
Andrew Robinson, rhp	2010 Houston Astros 12		
Stu Rogers, lhp	1983 Texas Rangers. 32		
Jeff Rowland, of	2009 Cleveland Indians#. 21		
	2010 Detroit Tigers. 19		
Brad Rulon, rhp	2008 New York Yankees 34		
Brian Sager, rhp	1998 Arizona Diamondbacks+ . . . 13		
	2001 Chicago White Sox. 13		
Matt Saier, rhp	1995 Kansas City Royals. 15		
Mike Schisler, rhp	1973 Milwaukee Brewers# 21		
	1974 Atlanta Braves 3!		
Todd Shiver, rhp	1987 Milwaukee Brewers 19		
Matt Skole, 3b	2011 Washington Nationals 5		
Jeremy Slayden, of	2001 San Diego Padres+ 20		
	2004 Oakland Athletics#. 18		
	2005 Philadelphia Phillies 8		
Michael Sorrow, 3b	1996 San Francisco Giants 29		
Daniel Spingola, of	2014 Chicago Cubs# 24		
John Stewart, lhp	1986 Atlanta Braves 24		
Brad Stockton, of	2001 Texas Rangers. 22		
Mark Teixeira, 3b	1998 Boston Red Sox+ 9		
	2001 Texas Rangers. 1		
Rich Thieme, lhp	1997 Atlanta Braves 17		
Brandon Thomas, of	2009 Colorado Rockies+ 37		
	2012 Pittsburgh Pirates# 4		
	2013 New York Yankees 8		

DRAFTED BEFORE ATTENDING GEORGIA TECH (Never/Not Yet Redrafted)

Robert Aaron, rhp	1996 Cleveland Indians+ 36
Brad Busbin, rhp	1998 Houston Astros+ 3
Jon Crosby, rhp	2002 Arizona Diamondbacks+ . . . 45
Stephe Donaghey, rhp	1995 Kansas City Royals+ 13
Curtis Dupart, of	2006 Colorado Rockies+ 31
Brian Fleury, c	1986 Houston Astros+ 21
Mike Fowler, 3b	1985 Los Angeles Dodgers+ . . . 8!
Matt Gonzalez, ss	2012 Oakland Athletics+ 11
Kevin Guyette, rhp	2001 Seattle Mariners+ 41
Jon Halverson, rhp	1988 Montreal Expos+ 58
Jon Henry Kail, of	1999 Boston Red Sox+ 6
John Kohli, lhp	1985 Toronto Blue Jays+ 3!
	1985 Baltimore Orioles+ 3
Shane McGill, rhp	1993 Pittsburgh Pirates+ 6
Jeff Mons, c	1983 Cincinnati Reds+ 33
A.J. Murray, c	2011 Houston Astros+ 48
David Newhan, 2b	1992 Chicago Cubs+ 49
Cole Pitts, rhp	2011 Cleveland Indians+ 32
Kyle Schmidt, rhp	2001 Baltimore Orioles+ 29
Charles Sheffield, of	2011 Oakland Athletics+ 49
DeAndre Smelter	2010 Minnesota Twins+ 14

NOTES:

- * Supplemental first-round (sandwich) pick
- + Drafted from high school/junior college but enrolled at Tech
- ++ Drafted from high school and enrolled in junior college before attending Georgia Tech
- # Drafted from Georgia Tech but returned
- ! January phase of draft

1965.	1
1966.	2
1967.	1
1968.	1
1969.	1
1970.	0
1971.	0
1972.	0
1973.	1
1974.	1
1975.	0
1976.	0
1977.	2
1978.	0
1979.	1
1980.	0
1981.	2
1982.	2
1983.	3
1984.	2
1985.	6
1986.	4
1987.	6
1988.	4
1989.	5
1990.	6
1991.	6
1992.	5
1993.	2
1994.	7
1995.	2
1996.	5
1997.	7
1998.	6
1999.	3
2000.	1
2001.	9
2002.	6
2003.	4
2004.	10
2005.	5
2006.	7
2007.	10
2008.	7
2009.	4
2010.	10
2011.	5
2012.	5
2013.	7
2014.	5

YELLOW JACKET ALL-AMERICANS

FIRST TEAM SELECTIONS

Year	Player	Organization(s)
1986	Kevin Brown, P	TSN
1987	Riccardo Ingram, OF	ABCA, BA
1988	Ty Griffin, 2B	TSN
1991	Andy Bruce, 3B	ABCA
1992	Jason Varitek, C	ABCA, BA, CB
1993	Jason Varitek, C	ABCA, BA, CB, NCBWA
	Nomar Garciaparra, SS	NCBWA
1994	Nomar Garciaparra, SS	ABCA, BA, CB, NCBWA
	Jay Payton, OF	ABCA, BA, CB, NCBWA
	Jason Varitek, C	ABCA, BA, CB, NCBWA
	Brad Rigby, P	NCBWA
1997	Mark Fischer, OF	TSN
	Kris Wilson, P	NCBWA
1998	Chuck Crowder, P	TSN
2000	Mark Teixeira, 3B	BA, CB, BW, NCBWA, TSN
2005	Tyler Greene, SS	BA, CB, NCBWA, USA
2006	Matt Wieters, C	BA
2007	Matt Wieters, C	BA, RC
2009	Deck McGuire, P	CB, NCBWA
2013	Daniel Palka, OF	BA, NCBWA

SECOND TEAM SELECTIONS

1957	Bud Blemker, P	ABCA
1966	Butch Crook, P	TSN
1979	Tommy Thompson, 1B	ABCA
1988	Ty Griffin, 2B	ABCA
1991	Andy Bruce, 3B	BA
1993	Brad Rigby, P	ABCA, BA, CB, NCBWA
1995	Ryan Ritter, OF/UT	NCBWA
1996	Michael Sorrow, 3B	NCBWA
1997	Mark Fischer, OF	BA, ABCA
	Kris Wilson, P	ABCA, TSN
1999	Mark Teixeira, 3B	NCBWA
2000	Richard Lewis, 2B	BW, NCBWA, TSN
2002	Kyle Bakker, P	BA
2003	Micah Owings, P-DH	BA
2006	Matt Wieters, C	ABCA
2007	Matt Wieters, C	NCBWA
2009	Deck McGuire, P	BA
2011	Mark Pope, P	CB
2013	Zane Evans, C	NCBWA

THIRD TEAM SELECTIONS

1965	Randy Carroll, 2B	ABCA
1985	Scott Jordan, OF	BA
1988	Scott Erwin	ABCA, BA
	Ty Griffin, 2B	BA
1990	Darren Bragg, OF	BA
	Andy Bruce, 3B	ABCA
	Mike Hostetler, P	ABCA
	Anthony Maisano, 1B-C	ABCA
1994	Brad Rigby, P	BA
1995	Ryan Ritter, OF/UT	CB
1996	Mark Fischer, OF	NCBWA
1997	Mark Fischer, OF	NCBWA
	Kris Wilson, P	BA, CB
1998	Chuck Crowder, P	CB, NCBWA
1999	Chuck Crowder, P	NCBWA
	Heath Honeycutt, 2B	NCBWA
	Scott Prather, UT	NCBWA
2000	Cory Vance, P	BA
2002	Eric Patterson, 2B	CB
	Kyle Bakker, P	CB, NCBWA
2007	Danny Payne, OF	BA
	Matt Wieters, C	CB
2009	Deck McGuire, P	ABCA
	Luke Murton, OF	ABCA, CB, BA
2010	Deck McGuire, P	CB
	Tony Plagman	CB
	Derek Dietrich	BA
2011	Mark Pope, P	BA, NCBWA
2013	Daniel Palka, OF	CB
	Zane Evans, C	CB, BA

HONORABLE MENTION

1971	Cam Bonifay, 1B	TSN
1994	Al Gogolin, P	NCBWA
1995	Ryan Ritter, OF/UT	ABCA
1996	David Elder, P	NCBWA
	J.J. Thomas, OF	NCBWA
2012	Jake Davies, 1B	CBI
	Alex Cruz, P	CBI

KEY:

ABCA - American Baseball Coaches Association
 BA - Baseball America
 BW - Baseball Weekly
 CB - Collegiate Baseball (TPX Louisville Slugger)
 CBI - CollegeBaseballInsider.com
 NCBWA - National Coll. Baseball Writers Assoc.
 RC - Rivals.com
 TSN - The Sporting News
 USA - USA Today

Italics = received higher honors same season

Bud Blemker, P



1957 ABCA 2nd

Ty Griffin, 2B



1988 Sporting News... 1st
 ABCA 2nd
 Baseball America... 3rd

Brad Rigby, P



1993 ABCA 2nd
 Baseball America... 2nd
 Collegiate Baseball... 2nd
 NCBWA 2nd
 1994 NCBWA 1st
 Baseball America... 2nd

Randy Carroll, 2B



1965 ABCA 3rd

Scott Erwin, P



1988 ABCA 3rd
 Baseball America... 3rd

Jay Payton, OF



1994 ABCA 1st
 Baseball America... 1st
 Collegiate Baseball... 1st
 NCBWA 1st

Butch Crook, P



1966 Sporting News... 2nd

Darren Bragg, OF



1990 Baseball America... 3rd

Al Gogolin, P



1994 NCBWA HM

Cam Bonifay, 1B



1971 Sporting News... HM

Andy Bruce, 3B



1990 ABCA 3rd
 1991 ABCA 1st
 Baseball America... 2nd

Ryan Ritter, OF/UT



1995 NCBWA 2nd
 Collegiate Baseball... 3rd
 ABCA HM

Tommy Thompson, 1B



1979 ABCA 2nd

Mike Hostetler, P



1990 ABCA 3rd

Michael Sorrow, 3B



1996 NCBWA 2nd

Scott Jordan, OF



1985 Baseball America... 3rd

Anthony Maisano, 1B



1990 ABCA 3rd

Kevin Brown, P



1986 Sporting News... 1st

Jason Varitek, C



1992 ABCA 1st
 Baseball America... 1st
 Collegiate Baseball... 1st
 1993 ABCA 1st
 Baseball America... 1st
 Collegiate Baseball... 1st
 NCBWA 1st
 1994 ABCA 1st
 Baseball America... 1st
 Collegiate Baseball... 1st
 NCBWA 1st

Riccardo Ingram, OF




1987 ABCA 1st
 Baseball America... 1st

Nomar Garciaparra, SS



1993 NCBWA 1st
 1994 ABCA 1st
 Baseball America... 1st
 Collegiate Baseball... 1st
 NCBWA 1st

In 1986, pitcher **KEVIN BROWN** became the first Yellow Jacket to receive first-team All-America honors.



YELLOW JACKET ALL-AMERICANS

Mark Fischer, OF



1996 NCBWA3rd
1997 Sporting News . . .1st
Baseball America . 2nd
ABCA2nd
NCBWA3rd

Mark Teixeira, 3B



1999 NCBWA2nd
2000 Baseball America .1st
Collegiate Baseball .1st
NCBWA1st
Sporting News . . .1st
Baseball Weekly . .1st

Matt Wieters, C



2006 Baseball America .1st
ABCA/Rawlings . . 2nd
2007 Baseball America .1st
Rivals.com1st
NCBWA2nd
Collegiate Baseball 3rd

Jake Davies, 1B



2012 CBIHM

David Elder, P



1996 NCBWAHM

Richard Lewis, 2B



2000 NCBWA2nd
Sporting News . . . 2nd
Baseball Weekly . . 2nd

Danny Payne, OF



2007 Baseball America .3rd

Alex Cruz, P



2012 CBIHM

J.J. Thomas, OF



1996 NCBWAHM

Cory Vance, P



2000 Baseball America .3rd

Deck McGuire, P



2009 Collegiate Baseball 1st
NCBWA1st
Baseball America . 2nd
ABCA/Rawlings . .3rd
2010 Collegiate Baseball 3rd

Daniel Palka, OF



2013 Baseball America .1st
NCBWA1st
ABCA/Rawlings . . 2nd
Collegiate Baseball 3rd

Kris Wilson, P



1997 NCBWA1st
Sporting News . . . 2nd
ABCA2nd
Baseball America .3rd
Collegiate Baseball 3rd

Kyle Bakker, P



2002 Baseball America .2nd
Collegiate Baseball 3rd
NCBWA3rd

Luke Murton, OF



2009 ABCA/Rawlings .3rd
Baseball America .3rd
Collegiate Baseball 3rd

Zane Evans, C



2013 NCBWA2nd
Baseball America .3rd
ABCA/Rawlings . . 2nd
Collegiate Baseball 3rd

Chuck Crowder, P



1998 Sporting News . . .1st
NCBWA3rd
Collegiate Baseball 3rd
1999 NCBWA3rd

Eric Patterson, 2B



2002 Collegiate Baseball 3rd

Tony Plagman, 1B



2010 Collegiate Baseball 3rd

Heath Honeycutt, 2B



1998 NCBWA3rd

Micah Owings, P-DH



2003 Baseball America .2nd

Derek Dietrich, SS



2010 Baseball America .3rd

Scott Prather, UT



1998 NCBWA3rd

Tyler Greene, SS



2005 Baseball America .1st
Collegiate Baseball .1st
NCBWA1st
USA Today1st

Mark Pope, P



2011 Collegiate Baseball 2nd
Baseball America .3rd
NCBWA3rd

FRESHMAN ALL-AMERICA

Year	Player	Organization(s)
1984	Jeff Mons, C	.BA
1986	Ty Griffin, 2B	.BA
	Frank Bolick, 3B	.BA
1987	Sam Drake, P	.BA
1989	Mike Hostetler, P	.BA
1990	Carlton Fleming, 2B	.CB
1991	Jason Varitek, C	.CB
1992	Nomar Garciaparra, SS	.BA, CB
	Brad Rigby, P	.BA
	Michael Smith, OF	.BA
	Jay Payton, OF	.BA
1993	Ryan Ritter, OF	.BA, CB
1995	Kris Wilson, P	.BA
1996	Chuck Crowder, P	.BA
	Jay Hood, SS	.BA
1998	Cory Vance, P	.CB
1999	Mark Teixeira, 3B	.BA, CB*
2000	Jeff Watchko, P	.BA, CB
2001	Kyle Bakker, P	.CB
	Matt Murton, OF	.CB
2002	Eric Patterson, 2B	.BA, CB
	Jeremy Slayden, OF	.BA, CB
2003	Micah Owings, P-DH	.BA, CB
	Tyler Greene, SS	.BA, CB
2005	Matt Wieters, UT	.BA, CB
2008	Derek Dietrich, SS	.BA, CB
	.NCBWA*, RC*	
	Deck McGuire, P	.CB, NCBWA
2009	Matt Skole, 3B	.CB
2011	Kyle Wren, CF	.CB, NCBWA, BA
	Zane Evans, C	.BA
2013	Matt Gonzalez, 2B	.CB

KEY:

* National Freshman of the Year
BA - Baseball America
CB - Collegiate Baseball (TPX Louisville Slugger)
NCBWA - National Collegiate Baseball Writers Association
RC - Rivals.com

NATIONAL & REGIONAL HONORS

GOLDEN SPIKES AWARD

(Outstanding Amateur Player)

1988 Ty Griffin, 2B	finalist
1993 Jason Varitek, C	finalist
1994 Jason Varitek, C	winner
2000 Mark Teixeira, 3B	finalist
2007 Danny Payne, OF	semifinalist
2007 Matt Wieters, C	semifinalist
2009 Deck McGuire, P	semifinalist
2010 Derek Dietrich, SS	semifinalist
2011 Mark Pope, P	semifinalist
2013 Zane Evans, C	semifinalist

R.E. "BOB" SMITH AWARD

(College Player of the Year)

award discontinued in 2004

1988 Ty Griffin, 2B	finalist
1990 Mike Hostetler, P	finalist
1991 Andy Bruce, 3B	semifinalist
1993 Jason Varitek, C	semifinalist
1994 Jason Varitek, C	winner
Nomar Garciaparra, SS	semifinalist
Jay Payton, OF	semifinalist
2000 Mark Teixeira, 3B	semifinalist

DICK HOWSER TROPHY

(College Player of the Year)

1994 Jason Varitek, C	winner
2000 Mark Teixeira, 3B	winner
2013 Zane Evans, C	semifinalist
Daniel Palka, OF	semifinalist

BROOKS WALLACE AWARD

(College Player of the Year: 2004-08)

(Best College SS: 2009-present)

2006 Matt Wieters, C	semifinalist
2009 Derek Dietrich, SS	semifinalist

JOHNNY BENCH AWARD

(Top Collegiate Catcher)

2007 Matt Wieters, C	finalist
2013 Zane Evans, C	finalist

NATIONAL PITCHER OF THE YEAR

2009 Deck McGuire	finalist
2013 Buck Farmer	semifinalist

NATIONAL FRESHMAN PLAYER OF THE YEAR

1999 Mark Teixeira, 3B	Coll. Baseball
2008 Derek Dietrich, SS	Rivals.com

NATIONAL FRESHMAN HITTER OF THE YEAR

2008 Derek Dietrich, SS	NCBWA
-------------------------	-------

NATIONAL PLAYER OF THE YEAR

1994 Jason Varitek	ABCA
	Baseball America
	NCBWA
2000 Mark Teixeira	Baseball America
	Sporting News

NATIONAL COACH OF THE YEAR

1997 Danny Hall	Sporting News
-----------------	---------------



JASON VARITEK (above) and MARK TEIXEIRA are the only two players in school history to win the Dick Howser Trophy, recognizing the top player in college baseball.



OLYMPIANS

1988 Ty Griffin, 2B	gold
1992 Nomar Garciaparra, SS	
Jason Varitek, C	

ACADEMIC ALL-DISTRICT

GTE, CoSIDA, ESPN The Magazine, Capital One

1979 Tommy Thompson, IF	1st
1993 Nomar Garciaparra, SS	1st
1994 Nomar Garciaparra, SS	1st
1996 Adam Easterling, OF	1st
1997 L.J. Yankosky, P	1st
1998 L.J. Yankosky, P	1st
2000 Mark Teixeira, 3B	1st
2002 Matthew Boggs, 2B	1st
2004 Steven Blackwood, OF	1st
2005 Steven Blackwood, OF	1st
2006 Steven Blackwood, OF	1st
2007 Jared Hyatt, P	1st
2008 Charlie Blackmon, OF	1st
Brad Feltes, 3B	3rd
Jason Haniger, C	3rd
Zach Von Tersch, P	3rd
2009 Derek Dietrich, SS	1st
2010 Derek Dietrich, SS	1st
Tony Plagman, 1B	1st
2011 Jacob Esch, SS	1st
2012 Brandon Thomas, OF	1st
Sam Dove, 3B	1st
2013 Brandon Thomas, OF	1st

ALL-DISTRICT

1950 Henry Schoening, 1B	
Y.F. (Buddy) Thompson, P	
1965 Randy Carroll, 2B	
1968 Ted Tomasovich, OF	
1971 Larry Elliott, SS	1st
Mike Sorrow	2nd
1975 Frank Turner, SS	
1976 Jim Giuliani, OF	
1982 Rick Lockwood, 3B	

ALL-SOUTH INDEPENDENT

1974 Cam Bonifay, 1B	
----------------------	--

ALL-ATLANTIC REGION (ABCA)

1984 Scott Jordan, OF	
Pete Geist, SS	
1985 Scott Jordan, OF	
1987 Riccardo Ingram, OF	
1988 Scott Erwin, P	
Ty Griffin, 2B	
K.G. White, OF	
1989 Andy Bruce, 3B	1st
Anthony Maisano, DH	2nd
1990 Andy Bruce, 3B	1st
Anthony Maisano, DH	1st
1991 Andy Bruce, 3B	1st
Darren Bragg, OF	2nd
1992 Jason Varitek, C	1st
Carlton Fleming, 2B	2nd
1993 Jason Varitek, C	1st
Brad Rigby, P	1st
Nomar Garciaparra, SS	2nd
Brett Binkley, P	2nd
1994 Jason Varitek, C	1st
Nomar Garciaparra, SS	1st
Jay Payton, OF	1st
Brad Rigby, P	2nd
1995 Ryan Ritter, OF	1st
Michael Sorrow, SS	1st
Brandon Hensley, 3B	2nd
J.J. Thomas, DH	2nd
1996 Mark Fischer, OF	1st
J.J. Thomas, DH	1st
Adam Leggett, 2B	2nd
1997 Mark Fischer, OF	1st
Kris Wilson, P	1st
Adam Leggett, 2B	2nd
1998 Chuck Crowder, P	2nd
1999 Mark Teixeira, 3B	1st
2000 Mark Teixeira, 3B	1st
Richard Lewis, 2B	1st
Bryan Prince, C	1st
Jason Basil, OF	1st
Cory Vance, P	1st
2001 Bryan Prince, C	1st
Richard Lewis, SS	2nd
Victor Menocal, 3B	2nd
2002 Kyle Bakker, P	2nd
Jeremy Slayden, OF	2nd
2004 Steven Blackwood, OF	1st
Eric Patterson, 2B	1st
2005 Tyler Greene, SS	1st
Blake Wood, P	2nd
Steven Blackwood, OF	2nd
Matt Wieters, DH	2nd
2006 Matt Wieters, C	1st
Wes Hodges, 3B	2nd
Danny Payne, OF	2nd
2007 Danny Payne, OF	1st
Matt Wieters, C	2nd
2008 Derek Dietrich, SS	2nd
2009 Deck McGuire, P	1st
Luke Murton, OF	1st
2011 Mark Pope, P	1st
Kyle Wren, OF	2nd
2012 Buck Farmer, P	2nd
Brandon Thomas, OF	2nd
Jake Davies, 1B	2nd
2013 Daniel Palka, OF	1st
Zane Evans, C	1st
Buck Farmer, P	2nd

ACADEMIC ALL-AMERICANS


GTE, CoSIDA, ESPN The Magazine, Capital One

1979 Tommy Thompson, IF	2nd team
1993 Nomar Garciaparra, SS	3rd team
1994 Nomar Garciaparra, SS	1st team
1997 L.J. Yankosky, P	1st team
1998 L.J. Yankosky, P	1st team
2000 Mark Teixeira, 3B	1st team
2002 Matthew Boggs, 2B	2nd team
2006 Steven Blackwood, OF	3rd team
2008 Charlie Blackmon, OF	2nd team
2009 Derek Dietrich, SS	2nd team
2010 Derek Dietrich, SS	3rd team
2011 Jacob Esch, SS	3rd team
2012 Brandon Thomas, OF	2nd team
2013 Brandon Thomas, OF	3rd team

The College Sports Information Directors of America (CoSIDA) annually select the ESPN The Magazine Academic All-America Teams. To be nominated, a student-athlete must be a starter or important reserve with at least a 3.20 cumulative GPA for his career. Athletes are not eligible until they have reached sophomore athletic and academic standing at his current institution.



Tommy Thompson



Nomar Garciaparra




L.J. Yankosky



Mark Teixeira



Matthew Boggs



Steven Blackwood



Charlie Blackmon



Derek Dietrich



Jacob Esch



Brandon Thomas

ATLANTIC COAST CONFERENCE HONORS

ALL-CONFERENCE HONORS

(Selected by a vote of the league's head coaches)

1979	Tommy Thompson, 1B	2nd
1980	Gary Newsom, 2B	2nd
1981	Gary Newsom, 2B	2nd
1982	Rick Lockwood, 3B	1st
	Gary Newsom, 2B	1st
1983	Rick Lockwood, 3B	1st
1984	Scott Jordan, CF	1st
1985	Scott Jordan, CF	1st
	Walt McConnell, 3B	1st
	Pete Geist, OF	2nd
	Steve Newbern, OF	2nd
	Jamie Sims, 2B	2nd
1986	Kevin Brown, P	2nd
	Jeff Distasio, 1B	2nd
1987	Ty Griffin, 2B	1st
	Riccardo Ingram, OF	1st
	Jim Poole, P	1st
	K.G. White, OF	1st
	Mike Fowler, OF	2nd
	Roger Kinard, P	2nd
	Billy Parham, 1B	2nd
1988	Ty Griffin, 2B	1st
	Jim Poole, P	1st
	K.G. White, OF	1st
	Pat McGuire, OF	2nd
	Joe Wise, P	2nd
1989	Andy Bruce, 3B	1st
	Anthony Maisano, DH	1st
	Marty Durkin, OF	2nd
	Mike Hostetler, RP	2nd
1990	Darren Bragg, OF	1st
	Andy Bruce, 3B	1st
	Mike Hostetler, SP	1st
	Anthony Maisano, DH	1st
	Jon Anderson, C	2nd
1991	Andy Bruce, 3B	1st
	Darren Bragg, OF	1st
	Jason Varitek, C	2nd
1992	Jason Varitek, C	1st
	Brian Alyea, DH	2nd
	Carlton Fleming, 2B	2nd
	Michael Wolff, 1B	2nd
1993	Brett Binkley, RP	1st
	Nomar Garciaparra, SS	1st
	Brad Rigby, SP	1st
	Jason Varitek, C	1st
	Brandon Hensley, 3B	2nd
	Jay Payton, OF	2nd
1994	Nomar Garciaparra, SS	1st
	Jay Payton, OF	1st
	Jason Varitek, C	1st
1995	Tucker Barr, C	1st
	Brandon Hensley, 3B	1st
	Ryan Ritter, OF	1st
	Matt Saier, UT	1st
	Michael Sorrow, SS	2nd
	J.J. Thomas, DH	2nd
1996	Michael Sorrow, 3B	1st
	Mark Fischer, OF	1st
	Tucker Barr, C	2nd
	Scott Byers, 1B	2nd
	Adam Leggett, 2B	2nd
	J.J. Thomas, OF	2nd
1997	J.J. Thomas, 1B	1st
	Kris Wilson, P	1st
	David Elder, P	2nd
	Mark Fischer, OF	2nd
1998	Chuck Crowder, P	1st
	Heath Honeycutt, 3B	2nd
	Jay Hood, SS	2nd
	Scott Prather, UT	2nd
	Jase Wrigley, P	2nd
	L.J. Yankosky, P	2nd
1999	Chuck Crowder, P	1st
	Mark Teixeira, 3B	1st
	Jason Basil, OF	2nd
	Eric McQueen, C	2nd
2000	Jason Basil, OF	1st
	Richard Lewis, 2B	1st
	Bryan Prince, C	1st
	Mark Teixeira, 3B	1st
	Cory Vance, P	1st
2001	Bryan Prince, C	1st
	Jason Basil, OF	2nd
	Steve Kelly, P	2nd
	Richard Lewis, SS	2nd
2002	Eric Patterson, 2B	1st
	Kyle Bakker, P	2nd
	Matt Murton, OF	2nd

ACC COACH OF THE YEAR

1983	Jim Morris	38-15
1987	Jim Morris	51-14
1993	Jim Morris	47-14
1997	Danny Hall	46-15
2000	Danny Hall	50-16
2005	Danny Hall	45-19

ACC ATHLETE OF THE YEAR (MCKEVIN AWARD)

1987	Riccardo Ingram	OF
------	-----------------	----

ACC PLAYER OF THE YEAR

1987	Riccardo Ingram	OF
1991	Andy Bruce	3B
1993	Jason Varitek	C
2000	Mark Teixeira	3B

ACC PITCHER OF THE YEAR

2009	Deck McGuire	RHP
------	--------------	-----

ACC ROOKIE OF THE YEAR

1991	Jason Varitek	C
1992	Nomar Garciaparra	SS
1999	Mark Teixeira	3B
2003	Micah Owings	P/1B
2005	Matt Wieters	C

	Tyler Parker, C	2nd
	Jeff Watchko, P	2nd
2003	Eric Patterson, 2B	1st
	Micah Owings, UT	1st
	Kyle Bakker, P	2nd
	Matt Murton, OF	2nd
2004	Brandon Boggs, OF	1st
	Eric Patterson, 2B	1st
	Micah Owings, UT	1st
	Steven Blackwood, OF	2nd
	Andrew Kown, P	2nd
	Clifton Remole, OF	2nd
2005	Steven Blackwood, OF	1st
	Tyler Greene, SS	1st
	Wes Hodges, 3B	1st
	Matt Wieters, UT	1st
	Jeff Kindel, OF	2nd
	Jeremy Slayden, OF	2nd
	Mike Trapani, 2B	2nd
	Blake Wood, P	2nd
2006	Danny Payne, OF	1st
	Wes Hodges, 3B	2nd
	Matt Wieters, C	2nd
	Jeff Kindel, OF	2nd
2007	Danny Payne, OF	1st
	Matt Wieters, C	1st
2008	Charlie Blackmon, OF	2nd
	Derek Dietrich, SS	2nd
	David Duncan, SP	2nd
	Brad Feltes, 3B	2nd
2009	Deck McGuire, P	1st
	Luke Murton, OF	1st
	Jeff Rowland, OF	1st
	Derek Dietrich, SS	2nd
	Tony Plagman, 1B	2nd
2010	Matt Skole, 3B	1st
	Tony Plagman, 1B	1st
	Derek Dietrich, SS	1st
	Deck McGuire, P	1st
	Thomas Nichols, DH	2nd
	Jed Bradley, P	2nd
2011	Mark Pope, P	1st
	Kyle Wren, OF	1st
	Jake Davies, 1B	2nd
	Matt Skole, 3B	2nd
	Jed Bradley, P	2nd
	Buck Farmer, P	2nd
2012	Buck Farmer, P	1st
	Brandon Thomas, OF	1st
	Jake Davies, 1B	2nd
	Daniel Palka, OF	2nd
2013	Buck Farmer, P	1st
	Zane Evans, C	1st
	Daniel Palka, OF	1st
	Kyle Wren, OF	2nd
2014	Matt Gonzalez, OF	2nd
	Thomas Smith, 1B	2nd
	Daniel Spingola, OF	2nd
	Mott Hyde, 2B	3rd

ACC ALL-ACADEMIC

In 2006, the ACC began honoring student-athletes that excelled both on the diamond and in the classroom (must be a starter or key reserve and have achieving a 3.0+ GPA for the academic year as well as during his entire academic career)

2006	Steven Blackwood, Tim Gustafson, Lee Hyde, Brad Rulon, Ryan Turner
2007	Brad Feltes, Michael Fisher, Jared Hyatt, Tony Plagman
2008	Charlie Blackmon, Brad Feltes, Jason Haniger, Tony Plagman
2009	Derek Dietrich, Jason Haniger, Chris House, Tony Plagman, Jeff Rowland, Zach Von Tersch
2010	Jay Dantzler, Derek Dietrich, Jacob Esch, Cole Leonida, Tony Plagman
2011	Luke Bard, Jed Bradley, Sam Dove, Jacob Esch, Zane Evans, Brandon Thomas
2012	Luke Bard, Zane Evans, Brandon Thomas
2013	Sam Dove, Jonathan King, Brandon Thomas
2014	Ben Parr, Daniel Spingola, Devin Stanton

ACC HONOR ROLL

The ACC recognizes any student-athletes who achieve a GPA of 3.0+ for the academic year

1980	Doug Blemker, Rich Robbins
1981	Joe Lattanzi, Richard O'Brien, David Trapani
1982	Rick Lockwood, Richard O'Brien, Alan Walker
1983	Steve Newbern
1984	Doug Boomer, Jeff Distasio, Steve Newbern, George Shirilla, Pete Stephens
1985	Rob Beistline, Chuck Maisano, Steve Newbern, Jim Poole, Carl Sittler, Pete Stephens
1986	Keith Kerver, Pete Stephens
1987	Keith Kerver, Carl Sittler
1988	Alan Cape
1989	Billy Harris
1991	Matt Barr, Tim Crutcher, Dave Wiggins
1992	Matt Barr, Carlos Cason, Nomar Garciaparra, Jay Payton, Brad Rigby
1993	Matt Barr, Nomar Garciaparra, Ryan Ritter
1994	Matt Barr, Tucker Barr, Adam Easterling, Nomar Garciaparra, Brandon Hutchins, Scott McIntyre, L.J. Yankosky
1995	Adam Easterling, L.J. Yankosky
1996	Adam Easterling, Steven Kidd, Lance Shannon, Bobby Willner
1997	Jeff Bien, Adam Easterling, Heath Honeycutt, Jahmal Overton, L.J. Yankosky
1998	Jason Atha, Matthew Boggs, Derik Goffena, Jahmal Overton, Brad Stockton, L.J. Yankosky
1999	Jason Atha, Jason Basil, Matthew Boggs, Steve Economos, Richard Lewis, Jahmal Overton, Brad Stockton, Mark Teixeira
2000	Matthew Boggs, Kevin Cameron, Derik Goffena, Steve Kelly, Richard Lewis, Jahmal Overton, Jason Perry, Philip Perry, Wes Rynders, Matthew Swain, Mark Teixeira, Cory Vance, Jeff Watchko
2001	Kyle Bakker, Matthew Boggs, Derik Goffena, Steve Kelly, Cameron Lane, Philip Perry, Brian Sager, Brad Stockton, Mark Teixeira
2002	Jordan Crews, Eric Patterson, Jason Perry, Philip Perry, Mike Trapani, Jeff Watchko
2003	Steven Blackwood, Jordan Crews, Micah Owings, Philip Perry, Mike Trapani, Jeff Watchko
2004	Jordan Crews, Jared Hyatt, Jason Neighborgall, Micah Owings, Ryan Stanley
2005	Steven Blackwood, Jordan Crews, Tim Gustafson, Loyall Gause, Lee Hyde, Jake Hall, Cameron Lane, Ryan Turner
2006	Steven Blackwood, Jay Dantzler, Brad Feltes, Michael Fisher, Tim Gustafson, Jason Haniger, Chris Hicks, Jared Hyatt, Lee Hyde, Brad Rulon, Ryan Tinkoff, Ryan Turner, Blake Wood
2007	Charlie Blackmon, Eddie Burns, Jay Dantzler, Brad Feltes, Michael Fisher, Jason Garofalo, Jason Haniger, Chris Hicks, Jared Hyatt, Tony Plagman, Ryan Turner, Zach Von Tersch
2008	Charlie Blackmon, Chase Burnette, Eddie Burns, Jay Dantzler, Sean Devine, Derek Dietrich, Jesse Dubberly, Brad Feltes, Jason Garofalo, Jason Haniger, Chris House, Cole Leonida, Elliott Ogawa, Tony Plagman, Jeff Rowland, Brad Rulon, Matt Simonds, Ryan Tinkoff, Jeff Ussery, Zach Von Tersch
2009	Jed Bradley, Zach Brewster, Chase Burnette, Brandon Cumpton, Jay Dantzler, Sean Devine, Jarrett Didrick, Derek Dietrich, Jacob Esch, Jason Haniger, Chris House, Kevin Jacob, Cole Leonida, Patrick Long, Evan Martin, Thomas Nichols, Elliott Ogawa, Tony Plagman, Andrew Robinson, Jeff Rowland, Matt Simonds, Jeff Ussery, Zach Von Tersch, Connor Winn
2010	Luke Bard, Jed Bradley, Brandon Crompton, Jay Dantzler, Jarrett Didrick, Derek Dietrich, Sam Dove, Jacob Esch, Cole Leonida, Patrick Long, Evan Martin, Thomas Nichols, Tony Plagman, Andrew Robinson, Matt Simonds, Brandon Thomas, Jeff Ussery, Connor Winn, Taylor Wood
2011	Luke Bard, Zach Brewster, Chase Butler, Clay Dalton, Jarrett Didrick, Sam Dove, Jacob Esch, Zane Evans, Brad Markey, Evan Martin, Brandon Thomas, Jeff Ussery, Taylor Wood
2012	Luke Bard, Jarrett Didrick, Mitch Earnest, Zane Evans, Evan Martin, Jonathan Roberts, Daniel Spingola, Devin Stanton, Brandon Thomas, Connor Winn
2013	Sam Dove, Mitch Earnest, Buck Farmer, Geoffrey Greenfader, Jonathan King, Kyle Leah, Jonathan Roberts, Devin Stanton, Brandon Thomas, Grant Wruble, Will Young
2014	Sam Clay, Mitch Earnest, Matthew Gorst, Mott Hyde, Keenan Innis, Jared Jillson, Jonathan King, Arden Pabst, Ben Parr, Cole Pitts, Ben Schniederjans, Daniel Spingola, Devin Stanton, Joe Wiseman, Grant Wruble

PAST CONFERENCE HONORS & MISC. HONORS

ALL-SOUTHEASTERN CONFERENCE

1939	Billy Gibson.....	SS
1951	Chappell Rhino.....	2B
	Bob Lusk.....	3B
1953	Chappell Rhino.....	UT
1954	Larry Morris.....	RF
1955	Bobby McCauley....	UT
1956	Lane Akers.....	SS
1957	Johnny Menger.....	3B
	Bud Blemker.....	P
	Lane Akers.....	UT
1959	Bud Blemker.....	P
	George Inman.....	C
	Roger Kaiser.....	OF
	Mike Thomas.....	2B
1960	Ed Chambless.....	P
	George Inman.....	C
1961	Charlie Thompson..	OF
	Billy Williamson....	UT*
1962	John Gher.....	1B
	Richard Conliff.....	C*
1963	Jimmy Adams.....	C*
	*Eastern Division	

ALL-METRO CONFERENCE

1976	Jim Giuliani.....	OF
1977	Rich Robbins.....	OF
	Jerry Bass.....	P

HELMS HALL OF FAME

Joe Pittard, Coach....	1946-61
------------------------	---------

GEORGIA SPORTS HALL OF FAME ATHLETE OF THE YEAR

1988	Ty Griffin.....	2B
1994	Jason Varitek.....	C

ATLANTA DUGOUT CLUB COLLEGE PLAYER OF THE YEAR

1971	Mike Sorrow
1976	David Middour
1991	Andy Bruce
1992	Jason Varitek
1993	Jason Varitek
1994	Jason Varitek
1996	Michael Sorrow
1997	Mark Fischer
2003	Micah Owings
2004	Andrew Kown

TEAM HONORS SINCE 1982

MVP

1982	Rick Lockwood...	3B
1983	Chris Morgan...	OF-1B
1984	Scott Jordan.....	OF
1985	Scott Jordan.....	OF
1986	Jeff Distasio.....	1B
	Keith Kerver.....	SS
1987	Riccardo Ingram...	OF
1988	Ty Griffin.....	2B
1989	Darren Bragg....	OF-IF
1990	Darren Bragg....	OF
1991	Carlton Fleming...	2B
1992	Jason Varitek.....	C
1993	Jason Varitek.....	C
1994	Nomar Garciaparra.	SS
1995	Ryan Ritter.....	OF-2B
1996	Mark Fischer.....	OF
1997	Mark Fischer.....	OF
1998	Heath Honeycutt...	IF
1999	Mark Teixeira.....	3B
2000	Mark Teixeira.....	3B
	Bryan Prince.....	C
2001	Richard Lewis....	2B-SS
2002	Victor Menocal....	SS-P
2003	Micah Owings....	P-DH
2004	Eric Patterson....	2B
2005	Tyler Greene.....	SS
2006	Matt Wieters.....	C
2007	Matt Wieters.....	C
2008	Charlie Blackmon..	OF
2009	Luke Murtun.....	OF
2010	Tony Plagman.....	1B
2011	Matt Skole.....	3B
2012	Jake Davies.....	1B
2013	Zane Evans.....	C/RHP
2014	Daniel Spingola...	OF

Outstanding Pitcher

1983	Stu Rogers.....	L
1984	George Shirilla...	R
1985	Kevin Brown.....	R
1986	Keith Fleming.....	R
1987	Todd Shiver.....	R
1988	Scott Erwin.....	R
1989	Doug Creek.....	L
1990	Mike Hostetler....	R
1991	Marc Pisciotta....	R
1992	Brent Colson.....	L
1993	Brad Rigby.....	R
1994	Al Gogolin.....	R
1995	Kris Wilson.....	R
1996	David Elder.....	R
1997	Kris Wilson.....	R
1998	Chuck Crowder....	L
1999	Chuck Crowder....	L
2000	Cory Vance.....	L
2001	Steve Kelly.....	R
2002	Kyle Bakker.....	L
2003	Brian Burks.....	R
2004	Andrew Kown.....	R
2005	Blake Wood.....	R
2006	Lee Hyde.....	L
2007	David Duncan.....	L
2008	David Duncan.....	L
2009	Deck McGuire.....	R
2010	Deck McGuire.....	R
2011	Mark Pope.....	R
2012	Buck Farmer.....	R
2013	Buck Farmer.....	R
2014	Dusty Isaacs.....	R

Most Dedicated

1983	Rick Lockwood...	3B
1984	Keith Kerver.....	SS
1985	Carl Sittler.....	UT
1986	John Stewart.....	P
1987	Keith Kerver.....	SS
1988	Jim Poole.....	P
1989	Brian Fleury.....	C
1990	Jon Anderson.....	C
1991	Doug Creek.....	P
1992	Carlton Fleming...	2B
1993	Jason Varitek.....	C
1994	Jason Varitek.....	C
1995	Brandon Hensley...	3B

1996	Adam Leggett....	2B
1997	Adam Leggett....	2B
1998	Jahmal Overton...	OF
1999	Jahmal Overton...	OF
2000	Jahmal Overton...	OF
2001	Matthew Boggs..	OF-2B
2002	Matthew Swain....	OF
2003	Matthew Swain....	OF
2004	Mike Trapani.....	IF
2005	Cameron Lane....	IF-OF
2006	Jeff Kindel.....	OF
2007	Eddie Burns.....	P
2008	Brad Feltes.....	3B
2009	Jeff Rowland....	OF
2010	Jeff Rowland....	OF
2011	Jed Bradley.....	P
2012	Zane Evans.....	C-P
2013	Daniel Palka.....	OF
2014	A.J. Murray.....	DH

Mr. Hustle Award

1983	Steve Newbern...	OF
1984	Steve Newbern...	OF
1985	Steve Newbern...	OF
1986	K.G. White.....	OF
1987	David Ivester.....	C
1988	David Ivester.....	C
1989	David Ivester.....	1B
1990	Tom Green.....	OF
1991	Reggie Johnson..	OF-3B
1992	Reggie Johnson..	1B
1993	Scott McIntyre...	2B
1994	Scott McIntyre...	2B
1995	Adam Leggett....	2B-3B
1996	Adam Leggett....	2B
1997	Adam Leggett....	2B
1998	Eric McQueen.....	C
1999	Eric McQueen.....	C
2000	Matthew Swain....	IF
2001	Brian Jackson....	3B
2002	Matthew Boggs..	3B
2003	Mike Trapani.....	IF
2004	Cameron Lane....	IF-OF
2005	Mike Trapani.....	2B
2006	Mike Trapani.....	2B
2007	Jason Haniger....	C
2008	Jason Haniger....	C
2009	Chris House.....	OF
2010	Jay Dantzler.....	OF
2011	Sam Dove.....	OF
2012	Thomas Smith....	2B
2013	Kyle Wren.....	OF

Discontinued

Outstanding Scholar-Athlete

1983	Pete Stephens....	C
1984	Steve Newbern...	OF
1985	Steve Newbern...	OF
1986	Pete Stephens....	C
1987	David Ivester.....	C
1988	David Ivester.....	C
1989	Billy Harris.....	P
1990	Dave Wiggins.....	C
1991	Dave Wiggins.....	OF
1992	Matt Barr.....	C
1993	Matt Barr.....	C
1994	Matt Barr.....	C
1995	Adam Easterling..	OF
1996	Adam Easterling..	OF
1997	L.J. Yankosky.....	P
1998	L.J. Yankosky.....	P
1999	Matthew Boggs..	2B-OF
2000	Phillip Perry.....	P
2001	Brad Stockton....	OF
2002	Jordan Crews.....	P
2003	Jordan Crews.....	P
2004	Jordan Crews.....	P
2005	Jordan Crews.....	P
2006	Steven Blackwood.	OF
2007	Jared Hyatt.....	P
2008	Charlie Blackmon..	OF
2009	Jason Haniger....	C
2010	Derek Dietrich...	SS
2011	Jacob Esch.....	SS

2012	Brandon Thomas..	OF
2013	Brandon Thomas..	OF
2014	Devin Stanton...	P

Rookie of the Year

1983	Walt McConnell..	2B-3B
1984	Jeff Mons.....	C
1985	K.G. White.....	OF
1986	Frank Bolick.....	3B
1987	Sam Drake.....	P
1988	Doug Creek.....	P
1989	Tom Green.....	OF
1990	Carlton Fleming...	2B
1991	Jason Varitek.....	C
1992	Nomar Garciaparra	SS
1993	Ryan Ritter.....	OF-2B
1994	Tucker Barr.....	C-P
1995	J.J. Thomas.....	OF-DH
1996	Chuck Crowder...	P
1997	Jeff Bien.....	P
1998	Matthew Boggs..	2B
1999	Mark Teixeira.....	3B
2000	Jeff Watchko.....	P
2001	Matt Murtun.....	OF-DH
2002	Eric Patterson....	2B
2003	Micah Owings....	P-DH
2004	Wes Hodges.....	3B
2005	Matt Wieters.....	C-P
2006	David Duncan.....	P
2007	Patrick Long.....	IF
2008	Derek Dietrich...	SS
	Deck McGuire.....	P
2009	Matt Skole.....	3B
2010	Buck Farmer.....	P
2011	Kyle Wren.....	OF
2012	Cole Pitts.....	P
2013	Jonathan King....	P
2014	Connor Justus...	SS

REGULAR-SEASON TOURNAMENT HISTORY

Overall Record: 48-36-2

1959 Miami Sports Carnival Miami, Fla. • [Champion]

L	Miami, 3-4
W	Yale, 4-0
T	Miami, 2-2
T	Yale, 4-4
W	Miami, 15-3
W	Yale, 8-5
W	Miami, 4-0

1964 Florida State Invitational Tallahassee, Fla.

L	Florida State, 0-5
L	Florida State, 2-3
W	N.E. Louisiana St., 7-4
W	N.E. Louisiana St., 3-2

1986 Rainbow Easter Tournament

L	Hawaii, 2-6
W	Waseda, 9-1
W	Sacramento St., 4-3 (12 inn.)
W	Hawaii-Pacific, 4-3 (10 inn.)
W	Santa Clara, 19-11
W	Sacramento State, 8-1
W	Santa Clara, 6-1
W	Hawaii, 9-2
L	Waseda, 3-8

Double round-robin
All-Tournament: Jeff Distasio, 1B; Keith Kerver, SS; Riccardo Ingram, OF

Outstanding Pitcher: Kevin Brown

1988 Desert Classic Las Vegas, Nev. • [4th Place]

L	Oklahoma, 4-6
L	Nevada-Las Vegas, 8-13
W	Texas Christian, 8-4
L	Oklahoma, 2-3*
L	Texas Christian, 4-6*

**Round-robin determined seeding for playoff*

All-Tournament: Ty Griffin, 2B

1989 Pillsbury Classic Minneapolis, Minn. [5th Place]

L	Arizona, 1-3
L	Minnesota, 4-14
L	Oklahoma State, 4-5
L	Arizona, 4-12 (7 inn.)

Round-robin

1990 Rainbow Spring Tournament

L	Hawaii, 5-6
L	Wright State, 1-6 (8 inn.)
W	Oklahoma State, 8-2 (8 inn.)
L	Iona, 1-4 (8 inn.)
L	Creighton, 4-5 (8 inn.)
W	Iona, 15-1 (8 inn.)
W	Hawaii, 9-2
W	Wright State, 4-3 (10 inn.)
L	Oklahoma State, 4-7 (6 inn.)
W	Creighton, 3-2 (10 inn.)

Double round-robin
All-Tournament: Darren Bragg, OF; Andy Bruce, DH; Carlton Fleming, 2B; Mike Hostetler, P

1992 Busch Challenge VI New Orleans, La.

L	Louisiana State, 2-3
W	New Orleans, 5-4
W	Tulane, 10-2

Round-robin with three Georgia teams against three Louisiana teams

All-Tournament: Carlton Fleming, 2B; Jason Varitek, C; Reggie Johnson, DH

1993 Olive Garden Classic Kissimmee, Fla. [Champion]

W	Auburn, 5-4
W	Central Florida, 13-2
W	Pepperdine, 5-4
W	Pepperdine, 3-2*

**Round-robin, championship.*
All-Tournament: MVP David Newhan, 1B; Scott McIntyre, 2B; Jay Payton, OF; Michael Smith, OF

1993 Oscar Mayer Classic Minneapolis, Minn. [Champion]

W	Cal St.-Fullerton, 7-6 (11 inn.)
W	Arkansas, 3-2
W	Minnesota, 11-3

Round-robin

All-Tournament: MVP Jay Payton, OF; Brett Binkley, P; Nomar Garciaparra, SS; Buck Hall, P; Jason Varitek, C

Top Hitter: Michael Sorrow

1994 Anaheim Hilton Classic Fullerton, Calif.

L	Oklahoma, 6-8
W	San Diego, 5-4 (11 inn.)
L	Cal State-Fullerton, 0-2

Round-robin

1995 Desert Classic Las Vegas, Nev. [Third Place]

W	Utah, 10-2
W	Washington, 19-8
W	Nevada-Las Vegas, 14-11
L	Washington, 10-15
W	Utah, 20-5*

**Round-robin determined seeding for playoff*

1996 Olive Garden Classic Kissimmee, Fla.

L	Alabama, 2-7
L	Texas Tech, 4-8
L	Central Florida, 7-8

Round-robin, no champion

All-Tournament: Adam Leggett, 2B

1999 Disney Baseball Blast Lake Buena Vista, Fla.

L	Auburn, 12-17
L	Oklahoma, 0-12
W	Jacksonville, 14-1

Round-robin, no champion

2000 Kia Baseball Bash Fullerton, Calif.

L	Southern California, 2-9
	Mississippi State, rained out
	Cal State-Fullerton, rained out

Round-robin, no champion

2001 Rice Invitational Houston, Tex.

W	Lamar, 11-9
L	Rice, 4-5
W	Nebraska, 15-8

Round-robin, no champion

2002 Baseball at the Beach Myrtle Beach, S.C.

W	Coastal Carolina, 2-1
L	South Carolina, 3-8
W	Virginia Commonwealth, 8-2

Round-robin, no champion

2003 Memorial Health Diamond Classic Savannah, Ga.


W	Rider, 8-1
W	Michigan, 7-6
W	Armstrong Atlantic St., 12-4

Round-robin, no champion

2004 Kia Baseball Bash Fullerton, Calif.


RETIRED & HONORED NUMBERS

RETIRED



44 **JIM LUCK**


1962-1981
Head Coach
320 career wins
NCAA Tournament in 1971




33 **JASON VARITEK**

1991-1994
Catcher
Golden Spikes &
Dick Howser Trophy, 1994
3-time consensus First Team
All-America
ACC Player of the Year


HONORED



27 **KEVIN BROWN**



5 **NOMAR GARCIPARRA**



23 **MARK TEIXEIRA**



6 **RANDY CARROLL**

YELLOW JACKETS & TEAM USA

Year	Player/Coach	Events (Medal)
1985	Kevin Brown, P	
1987	Ty Griffin, 2B	Pan American Games, Indianapolis (Silver)
	Jim Poole, P	Pan American Games, Indianapolis (Silver)
	Jim Morris, Assistant Coach	Pan American Games, Indianapolis (Silver)
1988	Ty Griffin, 2B	Olympics, Seoul, Korea* (Gold)
	Jim Poole, P	Pre-Olympic Exhibition Tour
	Marty Durkin, 3B	Int'l Harbor Tournament, Taiwan
1989	Doug Creek, P	Intercontinental Cup, Puerto Rico (6th)
	Mike Hostetler, P	Presidential Cup, Taiwan (Silver)
	Marc Pisciotto, P	Presidential Cup, Taiwan (Silver)
	Jim Morris, Head Coach	Presidential Cup, Taiwan (Silver)
	Rick Jones, Assistant Coach	Presidential Cup, Taiwan (Silver)
1990	Mike Hostetler, P	Goodwill Games, Seattle (Bronze), World Championship, Canada (7th), IBA World All-Star Game, Atlanta
	Darren Bragg, OF	Goodwill Games, Seattle (Bronze), World Championship, Canada (7th)
	Jim Morris, Head Coach	Goodwill Games, Seattle (Bronze), World Championship, Canada (7th), IBA World All-Star Game, Atlanta
	Rick Jones, Assistant Coach	Goodwill Games, Seattle (Bronze), World Championship, Canada (7th)
1991	Jason Varitek, C	Invited to trials, but did not participate
1992	Nomar Garciaparra, SS	Olympics, Barcelona, Spain
	Jason Varitek, C	Olympics, Barcelona, Spain
1993	Nomar Garciaparra, SS	IBA World All-Star Game, Tokyo, Japan
1997	Chuck Crowder, P	Intercontinental Cup
2000	Richard Lewis, 2B	Honkbal Cup, The Netherlands (Gold)
	Mark Teixeira, 3B	Honkbal Cup, The Netherlands (Gold)
2002	Kyle Bakker, P	FISU World Championships, Messina, Italy (Silver)
	Eric Patterson, 2B	FISU World Championships, Messina, Italy (Silver)
2003	Tyler Greene, SS-3B	Pan American Games, Dominican Republic (Silver)
	Mike Nickeas, C	Pan American Games, Dominican Republic (Silver)
	Micah Owings, P-DH	Pan American Games, Dominican Republic (Silver)
	Eric Patterson, 2B	Pan American Games, Dominican Republic (Silver)
2005	Wes Hodges, 3B	Exhibition tour
	Matt Wieters, C-P	Exhibition tour
2008	Derek Dietrich, SS	Harlem Baseball Tournament (Champion), FISA World Championships, Czech Republic (Gold)

*Demonstration sport



NOMAR GARCIPARRA and **JASON VARITEK** (above) were on the 1992 USA team which was the first to compete for an Olympic medal in Barcelona, Spain.



Four Yellow Jackets -- (from left) **ERIC PATTERSON**, **MIKE NICKEAS**, **MICAH OWINGS** and **TYLER GREENE** -- represented Georgia Tech on the silver medal-winning USA Baseball Team at the Pan American Games in 2003.

GEORGIA TECH HALL OF FAME

Player, Position	Year Inducted	Player, Position	Year Inducted
Lane Akers, SS	1969	Jim Luck, IF, Coach	1972
Tom Angley, C	1970	Bob Lusk, 3B	1985
Frank Asbury, OF	1977	Bobby McCauley, IF	1975
Jerry Bass, P	1983	Walt McConnell, 3B	1993
John P. Baum, 3B	1968	Johnny Menger, C-3B	1970
Bud Blemker, P	1970	Jim Morris, Coach	1999
Cam Bonifay, IF	1982	Gary Newsom, 2B	1992
Darren Bragg, OF	2002	Jay Payton, OF	2005
Kevin Brown, P	1991	Joe Pittard, Coach	1968
Andy Bruce, 3B	2001	Jim Poole, P	1997
Randy Carroll, 2B	1976	Jerry Priestley, P	1982
Kid Clay, Coach	1973	Brian Prince, C	2014
Doug Creek, P	2001	H.F. Reagin, C	1983
Chuck Crowder, P	2010	Bobby Reeves, SS	1985
Craig Day, P	1962	Chappell Rhino, 2B	1974
Larry Elliott, SS	1981	Brad Rigby, P	2006
Scott Erwin, P	2000	L.W. (Chip) Robert, OF	1959
K.J. (Wooch) Fielder, OF	1961	Mike Schisler, P	1980
Mark Fischer, OF	2008	E.C. Settle, OF	1980
Keith Fleming, P	1991	Todd Shiver, P	1999
Nomar Garciaparra, SS	2004	Mike Sorrow, P	1979
Billy Gibson, SS	1973	Sloan Stribling	1984
Ty Griffin, 2B	1994	Mark Teixeira, 1B	2011
Mike Hostetler, P	2001	J.J. Thomas, 1B	2009
John Hyder, Coach	1956	Sunshine Thompson, P	1965
Louis Ingram, OF	1978	Tommy Thompson, 1B	1986
Riccardo Ingram, OF	1995	Ted Tomasovich, OF	1986
George Inman, C	1979	Cory Vance, P	2012
Jim Ison, 1B-OF	1963	Jason Varitek, C	2004
Scott Jordan, OF	1990	Billy Williamson, SS	2013
Ed Jones	1971	K.G. White, OF	1998
Henry Kalb, P	2005	Kris Wilson, P	2009
Bert Kizer, 1B	1984		
Ed LaFitte, P	1958		
Richard Lewis, SS/2B	2013		
Rick Lockwood, 3B	1989		



BRYAN PRINCE (left) and head coach **DANNY HALL** following Prince's 2014 induction to the Hall of Fame.



JASON VARITEK (left), a Georgia Tech Hall of Fame inductee in 2004, and head coach **DANNY HALL** (center) joined **BRAD RIGBY** (right) at his induction ceremony in 2006.

ALL-TIME COACHES & CAPTAINS

Year	Coach	Team Captain(s)	Record	Conf.
1900	Todd	Weldon Henley	3-4	
1901	Todd	Weldon Henley	9-5	
1902	Sammy Strang	E.C. Patterson	5-8	
1903	Irving	Brinson	9-9	
1904	John Heisman	Sam Woodward	15-7	
1905	John Heisman	Sam Woodward	13-4	
1906	John Heisman	Craig Day	23-3	
1907	John Heisman	Ed Lafitte	10-5-1	
1908	John Heisman	L.W. Robert	9-12	
1909	John Heisman	Corlis Buchanan	13-8-1	
1910	John Heisman	Harry Holland	11-5-1	
1911	John Heisman	Harry Holland	7-6	
1912	John Heisman	Carl Sloan	8-10	
1913	John Heisman	Fairfax Montague	9-8	
1914	John Heisman	Murphy Pound	12-8	
1915	John Heisman	Edgar Montague	7-8-2	
1916	John Heisman	J.C. Senter	14-6	
1917 @	John Heisman	Albert Hill	12-7	
1918	Joe Bean	Shorty Guill	10-7	
1919	Joe Bean	Charlie Turner	9-9	
1920	Joe Bean	Tip Wheeler	16-2	
1921 @	Kid Clay	Frank Asbury	18-4-1	
Tech enters Southern Conference				
1922	Kid Clay	Red Barron	14-9	
1923 %	Kid Clay	Ed Morgan	16-2-2	
1924	Kid Clay	Johnny Baum	9-14	
1925	Kid Clay	Joe Palmisano	14-7	
1926 %	Kid Clay	Bobby Reeves	21-4-1	
1927	Kid Clay	Tom Angley	18-10	
1928	Kid Clay	Arthur McCash	15-6	
1929	Kid Clay	Jimmie Stevens	6-14-1	
1930	Kid Clay	Bill Terrell	8-16	
1931	Kid Clay	Fred Holt	8-13	
1932	Bobby Dodd	Dewey Waldrop	4-11-2	
Tech enters Southeastern Conference				
1933	Bobby Dodd	Bill Hogsed	4-10	3-7
1934	Bobby Dodd	Tommy Sprading	10-10	8-9
1935	Bobby Dodd	Sundial Martin	7-6	3-3
1936	No team			
1937	Bobby Dodd	Carl Waits	4-7	4-7
1938	Bobby Dodd	Harry Appleby	7-10	5-8
1939	Bobby Dodd	Bill Gibson	7-10	3-9
1940	Roy Mundorff	unknown	5-10-1	5-9-1
1941	Roy Mundorff	unknown	10-8	10-8
1942	Roy Mundorff	unknown	8-10	7-7
1943	Roy Mundorff	Charlie Smith, Duck Smith	3-8	2-5
1944	No team			
1945	No team			
1946	Joe Pittard	Frank Broyles	10-2	0-0
1947	Joe Pittard	Henry Kalb	7-6	6-6
1948 +	Joe Pittard	Lewis Hook	11-9	11-7
1949	Joe Pittard	Red Shoenning	10-14	9-11
1950	Joe Pittard	Bob Bossons	7-11	7-11
1951	Joe Pittard	Bob McCoy	11-12	8-12
1952	Joe Pittard	Chappell Rhino	8-11-1	8-11-1
1953	Joe Pittard	Clyde Young	8-13	7-10
1954	Joe Pittard	Charlie Brannon	9-13-1	6-10
1955	Joe Pittard	Larry Morris, Dave Redford	15-9	10-6
1956	Joe Pittard	Bill Cohen	11-12	4-9
1957 \$	Joe Pittard	Lane Akers	18-8-1	13-3
1958	Joe Pittard	Earl Moore, Ted Thomas	7-17	5-12
1959 +	Joe Pittard	Doug Veazey	17-9-2	11-4
1960	Joe Pittard	George Inman	14-11	9-7
1961	Joe Pittard	Roger Kaiser	6-16-2	6-11
1962	Jim Luck	John Gher	8-16	6-11
1963	Jim Luck	Richard Conliff	9-18	4-13
1964	Jim Luck	Jimmy Adams	9-15	3-10
Tech leaves Southeastern Conference				

Year	Coach	Team Captain(s)	Record	Conf.
1965	Jim Luck	Jimmy Adams, Ron Scharf	20-8-2	
1966	Jim Luck	Pete Caldwell	14-16	
1967	Jim Luck	Cleve Fowler	21-11	
1968	Jim Luck	Ronnie King	21-13	
1969	Jim Luck	Floyd Harris	16-12	
1970	Jim Luck	David Glover	17-7-1	
1971 +	Jim Luck	Brannon Bonifay	31-6	
1972	Jim Luck	Larry Elliot	21-10	
1973	Jim Luck	Dick Steed	20-6-2	
1974	Jim Luck	Cam Bonifay, H.F. Reagin	20-17	
1975	Jim Luck	Frank Turner	12-17	
1976	Jim Luck	Jim Giuliani	12-22	
1977	Jim Luck	Jerry Bass, Bert Kizer	18-12	
1978	Jim Luck	Bobby Jackson	14-15	
1979	Jim Luck	Steve Davison, Gary Hardie, Doug Ibele, Mike Macon	15-16	

Tech enters Atlantic Coast Conference

1980	Jim Luck	Tommy Thompson	8-19	3-10
1981	Jim Luck	Tommy Thompson	14-24	1-13
1982	Jim Morris	Rick Lockwood, Greg Woodward	29-20	6-8
1983	Jim Morris	Rick Lockwood, Greg Woodward	38-15	6-8
1984	Jim Morris	Pete Geist, Chris Morgan	36-19	5-7
1985 ++	Jim Morris	Pete Geist, Scott Jordan	42-19-1	6-7-1
1986 ++	Jim Morris	Keith Fleming, Carl Sitler, Pete Stephens	45-23	10-4
1987 ++	Jim Morris	Keith Kerver	51-14	17-4
1988 ++	Jim Morris	Jim Poole, Roger Roddy	45-24	12-8
1989 +	Jim Morris	Jon George, David Ivester	38-26	13-6
1990 +	Jim Morris	Jon Anderson, Tom Green	46-25	9-9
1991 +	Jim Morris	Doug Creek	42-26	12-8
1992 +	Jim Morris	Carlton Fleming, Reggie Johnson, Jason Varitek	45-19	14-9
1993 +	Jim Morris	David Albert, Jason Varitek	47-14	16-6
1994 ++	Danny Hall	Al Gogolin, Jason Varitek	50-17	16-8
1995 +	Danny Hall	Brandon Hensley, Scott Byers	38-22	16-8
1996 +	Danny Hall	Scott Byers, Michael Sorrow	40-24	13-11
1997 +	Danny Hall	Adam Leggett, Jase Wrigley	46-15	19-4
1998 +	Danny Hall	Chuck Crowder, Jay Hood	41-22	14-9
1999	Danny Hall	Chuck Crowder, Eric McQueen	38-20	12-12
2000 ++	Danny Hall	Jahmal Overton, Bryan Prince, Mark Teixeira	50-16	18-6
2001 +	Danny Hall	Mark Teixeira, Matthew Boggs	41-20	13-11
2002 ++	Danny Hall	Victor Menocal, Matthew Boggs	52-16	14-9
2003 ++	Danny Hall	Eric Patterson, Matthew Swain, Jeff Watchko	44-18	17-7
2004 +	Danny Hall	Brian Burks, Micah Owings, Eric Patterson	44-21	18-5
2005 ++	Danny Hall	Tyler Greene, Cameron Lane, Mike Trapani	45-19	22-8
2006 ++	Danny Hall	Jeff Kindel, Mike Trapani	50-18	19-11
2007	Danny Hall	Wally Crancer, Michael Fisher, Matt Wieters	32-25	15-14
2008 +	Danny Hall	Eddie Burns, Brad Feltus	41-21	16-14
2009 +	Danny Hall	Jason Haniger, Chris House, Luke Murton	38-19-1	17-10-1
2010 +	Danny Hall	Cole Leonida, Tony Plagman, Jay Dantzler	47-15	21-9
2011 +	Danny Hall	Jacob Esch, Jed Bradley, Kevin Jacob	42-21	22-8
2012 ++	Danny Hall	Buck Farmer, Luke Bard, Sam Dove	38-26	12-18
2013 +	Danny Hall	Buck Farmer, Sam Dove	37-27	15-15
2014 ++	Danny Hall	Mott Hyde, Dusty Isaacs, Devin Stanton	37-27	14-16

ACC Champions

+NCAA Tournament (++ College World Series)

\$ SEC Champions

% Southern Conference Champions

@ SIAA Champions

FORMER ASSISTANT COACHES

Chip Baker (1984)	Josh Holliday (2005-07)	Scott Stricklin (2002-04)
James Beavers (1982-84)	Rick Jones (1990-93)	Turtle Thomas (1986-87)
Brannon Bonifay (1982-83)	Tom Kinkelaar (2008-12)	Mike Trapasso (1995-2001)
Cam Bonifay (1988)	Bob Laurie (1988-91)	Leon Wurth (1989)
Steve Fleming (1987)	Paul Mears (1992-94)	
Steve Givens (1985)	Mark Matulia (1985-86)	
Jeff Guy (1994-2001)	Joe McFarland (1983-85)	
Rick Hatcher (1994)	Bobby Moranda (2002-07)	

ALL-TIME ROSTER

AAA

Aaron, Robert J., III	1997-98
Abate, Charles M.	1959-60
Adams, James B., Jr.	1963-65
Akers, Lane	1954-57
Albert, David R.	1992-93
Alyea, Brian F.	1990-92
Anderson, Jonathan C.	1989-90
Andreas, Michael J.	2002
Andrews, L.S., Jr.	1951-52
Anthony, Emile D., III	1963-65
Archer, Hoke S., Jr.	1956
Atha, Jason E.	1998-99
Austin, Mike	1953

BBB

Baenninger, Shelton L. (mgr)	1961-63
Bakker, Kyle E.	2001-03
Baldwin, Gregory M.	1971-73
Bard, Luke F.	2010-12
Barr, Matthew F.	1993-94
Barr, J. Tucker	1994-96
Barron, Red	1922
Barzilli, Elliott S.	2014
Basil, Jason M.	1998-01
Bass, Jerry E.	1974-77
Baum, John P.	1924
Baumgartner, John (mgr)	1964
Beal, Eugene	1975-77
Bearden, C. Blakely	1993
Beaver, William C.	1964
Beavers, James E.	1973-75
Beavers, Milton C.	1959-60
Beistline, Robin R.	1982-84
Bergman, Richard	1979
Bergman, Robert B.	1977-79
Bergmark, George H.	1975
Berthelsen, John B.	2003
Bien, Jeffrey C.	1997-98
Binkley, Brett J.	1991-93
Blackmon, Charles C.	2008
Blackwood, Steven E.	2003-06
Blane, Robert E.	1970-72
Blane, Watkins J., Jr.	1965-67
Blemker, Douglas R.	1980-82
Blemker, Ray, Jr.	1957-59
Blue, Adam M.	1998-99
Boggs, Brandon K.	2002-04
Boggs, Matthew J.	1998-99, 01-02
Bolick, Frank C.	1986
Bonifay, Cameron H.	1971-74
Bonifay, Kenneth B.	1966-68
Bonifay, Kenneth B., Jr.	1989-91
Bonifay, R. Brannon, Jr.	1968-71
Bonnot, Brooks J.	1975-78
Boomer, Douglas G.	1983-84
Bossons, Robert R.	1948-50
Bower, Charles L.	1975
Boyd, David E., Jr.	1974-76
Boyles, Charles R., IV	1981-82
Bradley, Daniel R.	1968-69
Bradley, Jed C.	2009-11
Bradshaw, Herbert, Jr.	1949-51
Bragg, Darren W.	1988-90
Brannon, Charles N.	1952-54
Brewster, Zach C.	2009-11
Broadwater, Ralph A.	1979-80
Broadwater, Mike	1979
Brock, Jack	1940
Brooks, Ryan A.	1998
Brown, Adam (tr.)	1999-00
Brown, F. Brandon	1984
Brown, J. Kevin	1984-86
Brown, Joseph E.	1948-49
Brown, Randy	1972-74
Broyles, J. Frank	1947
Bruce, Andrew G.	1988-90
Buffington, Mark A.	1993

Burke, Blake A.	1986-88
Burks, Brian D.	2001-04
Burnette, J. Chase	2008-10
Burns, Edwin T.	2006-08
Burns, Justin R.	1977
Burton, James C. (mgr)	1961-63
Busbin, Bradley J.	1999-00
Butler, Chase M.	2011-12
Byers, Scott B.	1993-96
Byrd, Anthony J.	1990-92
Byrd, Marlon, J.	1996

CCC

Caldwell, Robert G.	1964-66
Cameron, Kevin J.	1999-01
Campbell, Bart S.	1975-77
Cape, C. Alan	1985-88
Cardwell, Phillip R.	1968-69
Carmack, Charles M.	1962-63
Carmichael, Laird S.	1973
Carnathan, Gene E.	1960
Carrofiello, Gus (mgr)	1950
Cole, Stephen R.	1965-66
Cary, Christopher G.	1992
Cason, Carlos J.	1993-96
Cavette, Neil M.	1941
Chambers, Joe L.	1958
Chambers, Joseph R.	1960
Chambless, Edward L.	1958-60
Childress, Henry L.	1948-51
Clark, Danny C.	1970
Clay, Samuel T.	2013-14
Cohen, William C.	1953-56
Cole, Stephen R.	1971-72
Colson, Brent T.	1990-92
Conliff, Richard H., Jr.	1961-63
Cook, Douglas W.	1962-64
Cook, E.J.	1948
Cooney, Raymond J.	1979-80
Corbin, George L., Jr.	1962-64
Costner, George H.	1959
Crabbe, William	1950
Craner, Walter A.	2006-07
Crane, Bert (mgr)	1953
Crawford, Roy, III (mgr)	1973
Crawford, Sammy (mgr)	2000-03
Creek, P. Douglas, III	1988-91
Crews, Jordan C.	2002-05
Crook, Ronald D.	1966
Crowder, Charles R.	1996-99
Crowder, Joseph A.	1971
Cruz, Alexander O.	2011-14
Cumpton, Brandon T.	2008-10
Cunningham, Tom (mgr)	1972-75
Curlee, James E.	1956

DDD

Dalton, S. Clay	2010-13
Dantzler, John C.	2007-10
Dastugue, Marcel F., III	1959
Davies, Jake A.	2009-12
Davis, Dennis W.	1968-71
Davis, George T.	1964-66
Davis, Harry H.	1959-61
Davis, John K.	1987-90
Davison, Stephen A.	1976-79
Devine, Sean M.	2008-10
Dews, Robert W.	1960
Dickinson, Eddie A.	1965-66
Didrick, Jarrett R.	2009-12
Dietrich, Derek R.	2008-10
Distasio, Jeffrey V.	1983-86
Donaghey, Stephen J.	1996-99
Dore, Dylan J.	2013
Dove, Samuel K.	2010-13
Dover, Robert L.	1954-57
Doyle, George P., Jr.	1979-80
Drake, Samuel B.	1987-89

Dubberly, Jesse B. (mgr)	2005-06
Duncan, David E.	2006-08
Duncan, Geoffrey L., Jr.	1994-96
Dunn, Charles E., III	1981-84
Durkin, Martin W.	1988-89
Dupart, Curtis D.	2007
Dwyer, Timothy P.	1988-89
Dyer, Vaughn	1952

EEE

Earnest, T. Mitchell	2011-14
Easterling, Adam, R.	1994-97
Economos, Stephen C.	1999
Edwards, Richard (mgr)	1951
Elder, David M.	1995-97
Eldridge, Williams D.	1967
Elliot, Lawrence S.	1970-72
Emerson, Richard L.	1963-64
Entrekin, Ivan W.	1962-64
Entrekin, Larre W.	1964-66
Erwin, Scott D.	1986-89
Esch, Jacob O.	2009-11
Evans, Zane C.	2011-13

FFF

Farmer, George R. "Buck"	2010-13
Faulk, Alfred D. (mgr)	1969-71
Feinberg, Gregory L.	2013-14
Feltes, Bradley J.	2005-08
Ferguson, Arthur B.	1962
Fischer, Mark E.	1995-97
Fisher, Michael P.	2005-07
Fleming, Carlton S.	1990-92
Fleming, W. Keith	1983-86
Fleury, Brian E.	1987, 89
Fowler, James C.	1965-67
Fowler, Michael R.	1986-87
Free, Greg	1973
Fritch, James L.	1949-50
Fulcher, William M.	1955-56
Futral, M. Brian	2005

GGG

Gallen, Kevin (tr.)	1995-96
Gannaway, Michael M.	1964
Garcia, A. Noma	1992-94
Garofalo, Jason J.	2007-10
Gause, D. Loyall	2005-06
Gee, Donald R.	1978-80
Geist, Peter A.	1983-85
Gentry, Michael J.	1980-81
George, Jon J.	1988-89
Gergel, Kevin M.	2001
Gerhig, Mike	1981
Germany, John W.	1974
Gher, John K.	1960-62
Gibson, Cameron P.	2012
Gibson, Robert D.	1967-69
Gibson, W.C.	1939
Gilbert, Thomas E.	1977
Giuliani, James E.	1974-76
Giuliani, Raymond A., Jr.	1971-72
Gladwin, Robert U.	1992
Glover, David E.	1968-70
Goffena, Derik D.	1998-01
Gogolin, Elton W., III	1992-94
Gold, Brandon D.	2014-present
Gonzalez, Matthew A.	2013-present
Goodman, Christopher M.	2002-03
Goodman, John T.	2004, 2006-07
Gookin, Richard B.	1956-57
Gorst, Matthew C.	2014-present
Graham, Howell	1951
Grant, Walter B.	1955-56
Green, Thomas E.	1989-90
Greene, J. Tyler	2003-05
Greenfader, Geoffrey A.	2013
Griffin, Carey D.	1982

Griffin, James J.	1967-68
Griffin, Tyrome V.	1986-88
Grimes, Matthew D.	2011-14
Grimm, David F.	1975
Groce, E. Garrett	2002
Guenther, J. Bradley (mgr)	1988
Gustafson, Timothy C.	2005-06
Guylton, R.V.	1951

HHH

Hair, Henry R.	1955
Hale, J.A.	1948
Hale, Robert L.	1950
Hall, Francis K., Jr.	1962-64
Hall, Jacob M.	2002-05
Hall, Travis S.	1993
Hall, William T.	1963-64
Hammitt, Samuel H.	1966
Haney, Christopher M.	1997
Haniger, Jason T.	2006-09
Hardeman, W. Leon	1952
Hardie, Gary E.	1977-79
Hargrave, James I., Jr.	1968-71
Harnage, Mallie J., Jr.	1956
Harof, Doug A.	1987-89
Harrell, Robert M., Jr.	1972-75
Harris, Gaston C., Jr.	1963-64
Harris, J. Floyd	1967-69
Harris, William J., Jr.	1989-91
Harris, W. Lloyd	1967-69
Harrison, Kyle (mgr)	1991-93
Hartzog, Henry M.	1963
Harvin, Charles R.	1949-51
Hawkins, John W., Jr.	1961
Hawranick, Andrew	2003-06
Haynes, Kenneth (mgr)	1964
Hays, James L. (mgr)	1954-55
Hedding, Joshua J.	2012-14
Helinger, John J.	1973
Hensley, B. Brandon	1992-95
Herndon, Ben (mgr)	1996-99
Hicks, Christopher L.	2006-08
Hightower, Glenn E. (mgr)	1959-60
Hilton, Kevin W.	1989-91
Hodges, John R.	1979
Hodges, Wesley M.	2004-06
Hodorowski, Michael S.	2012-13
Holt, William E.	1951-52
Honeycutt, Heath E.	1996-98
Hood, James M.	1996-98
Hook, Lewis W.	1947-49
Hopkins, Sydney M.	2014
Horn, John E.	1984-85
Hostetter, Michael D.	1989-91
Houghton, Samuel R.	1975
House, Christopher R.	2006-09
Hudlow, Rodney J.	1974-76
Hudson, J.B., Jr.	1948
Hudson, J. Phillip	1967-70
Humphreys, Henry C.	1950-51
Hutchins, D. Brandon	1994
Hutts, Michael T.	2006-08
Hyatt, Jared L.	2004-07
Hyde, Daniel Mott	2011-14
Hyde, Lee	2004-06
Hyder, James T., II	1959

III

Ibele, Douglas D.	1976-79
Ingram, Riccardo B.	1986-87
Inman, George W.	1959-60
Innis, Keenan M.	2014-present
Isaacs, Dustin A.	2011-14
Ivester, David B.	1987-89

JJJ

Jackson, Brian A.	2001
Jackson, Robert H.	1976-78

Jackson, Thomas E.	1963-65
Jacob, Kevin W.	2008-11
Jarrett, Roy E.	1965-67
Jerzembeck, Michael J.	1992
Jett, John B.	1982-83
Jillson, Jared E.	2013-14
Jobson, Robert W., Jr.	1970-72
Johnson, Glenn H.	1967
Johnson, Reginald	1990-92
Jones, James A., Jr.	1954
Jones, Roderick R.	2010
Jordan, George W.	1947-49
Jordan, John A., Jr.	1954-57
Jordan, Michael L.	1975
Jordan, Scott A.	1982-85
Joyce, Jimmy E.	1952
Justus, Connor D.	2014-present

KKK

Kafer, Harry L.	1964-66
Kail, Jon Henry	2000-01
Kaiser, Roger A.	1959-61
Kalb, Henry G.	1943, 47-48
Kays, Marion R., III	1968-70
Keener, Donald A.	1976
Keener, Marvin J.	1948-49
Keener, Ronald C.	1976
Kelly, Steven J.	1999-01
Kendrick, Connor R.	2011
Kenney, Douglas M.	1989-91
Kerver, Keith D.	1984-87
Kinard, Roger T.	1984-87
Kindel, Jeffrey R.	2002, 04-06
King, Jonathan D.	2013-present
King, Richard D.	1975-77
King, Ronald E.	1966-68
Kizer, Herbert J., III	1974-77
Knox, Eric D.	2014
Kohli, John C.	1986
Koryo, John (mgr)	1979-81
Kown, Andrew D.	2002-04
Kronenfeld, Paul A.	2011-12

LLL

LaCapra, John R.	1962-64
Ladd, Timothy	2005-07
Lane, Cameron R.	2002-05
Langle, Michael D.	1975-79
Lankford, John W.	1947-49
Lattanzi, Joe (mgr)	1981-83
Leach, Anthony Kyle	2013-present
Lee, Robert W.	1968-70
Leggett, Adam B.	1995-97
Leonard, Prentiss D.	1947-50
Leonida, Cole V.	2008-10
Lewis, Charles M.	1958
Lewis, Richard H., III	1999-01
Lincoln, James M.	1994
Lindsey, Gerald D.	1960
Livingston, Lawrence K.	1970-73
Lockwood, Richard S.	1980-83
Long, Patrick O.	2007-10
Lorenzo, Matthew R.	2001
Lucas, Timothy B.	1993
Luck, Jimmy (mgr)	1993-95
Lusk, Robert T.	1948-49, 51
Lynch, Connor G.	2012-13

MMM

MacGregor, Daniel S.	1954-57
Macon, Dennis M.	1976-79
Maggiore, Joseph (tr.)	1998-99
Maisano, Anthony A.	1989-90
Maisano, Charles A.	1982-85
Malone, K. Alan	1986
Maloolf, George B.	1950-52
Mann, Daniel J.	1979
Marchetti, Ronald J.	1950-51

Marmon, Frank E. 1952-53
 Marmon, Richard C. 1953-54
 Markey, Bradley S. 2011
 Martin, Evan R. 2009-12
 Martin, James E. 1952
 Martin, Michael W. 1993
 Martin, Ronald J. 1961-63
 Matthews, David T. 1967
 Matulia, Mark R. 1982-85
 Maurer, Larry F. 1980-82
 McCauley, George R. 1952-55
 McConnell, Walter G., Jr. 1983-85
 McCoy, Robert H. 1948-51
 McDonald, G.E. 1934-35
 McDonald, Marvin W. 1958
 McDonald, Richard T. 1980-81
 McDowell, Steve F. 1972-74
 McGarr, David W. 1953-54
 McGill, Shannon R. 1994, 96-97
 McGuire, Patrick W. 1986-88
 McGuire, W. Deck. 2008-10
 McIntyre, Scott A. 1991-94
 McKinney, Benjamin T. 2010
 McMillin, R.S. 1947-48
 McNamara, Kevin M. 1972-73
 McQueen, Eric W. 1996-99
 Mears, Paul S. 1988, 90-91
 Meeks, John W., Jr. 1977-79
 Melnick, Bruce (mgr) 1968
 Menger, Johnny V. 1954-57
 Menocal, Victor W. 1999-02
 Meyer, Gerald J. 1958-60
 Middour, David B. 1976-78
 Miller, Brandon C. 2009
 Miller, Douglas Cole 2013
 Mitchell, Andrew E. 1998-01
 Mize, Glenn D. 1976-78
 Mons, Jeffrey C. 1984-86
 Montgomery, Larry H. 1978
 Moore, Charles H., Jr. 1981
 Moore, Edward E. 1957-58
 Moore, Robert E. 1966-68
 Moore, Wallace T. 1981
 Moore, William M. 1972-73
 Moore, William (mgr) 1964
 Moreland, William C. 1969
 Morgan, W. Christopher 1983-84
 Morris, George A. 1952
 Morris, Larry C. 1953-55
 Moseley, Larry S. 1965-66
 Moxley, Stephen C. 1977
 Moylan, Robert R., Jr. (mgr) 1965-67
 Murphy, James E. 1950-51
 Murray, Andrew John 2012-present
 Murton, Luke F. 2006-09
 Murton, Matthew H. 2001-03
 Myers, Christopher J. 1991-94
 Myers, J. Davis 2000, 2002-03

NNN

Nail, Jimmy A. 1959
 Nass, Alan W. 1961
 Neely, John R., Jr. 1957-58
 Neighborhood, Jason B. 2003-05
 Nelson, Jimmy M., Jr. 1957-59
 Newbern, Steven P. 1982-85
 Newhan, David M. 1993
 Newsom, Gary A. 1980-82
 Newsome, Ernest L. 1958
 Nichols, Thomas R. 2008-10
 Nickas, Michael J. 2002-04
 Nickles, Thomas (mgr) 1951
 Nixon, William J. (mgr) 1965
 Noggle, Donnie L. 1965-67
 North, Robert E. 1948-51

OOO

O'Brien, Richard T. 1981-82
 O'Connor, Dennis M. 1974
 O'Hara, R.M. 1948
 Ogawa, Elliott K. 2007
 Overton, R. Jahmal. 1997-00
 Owen, Jerry L. 1967-69
 Owings, Micah B. 2003-04

PPP

Pabst, Arden L. J. 2014-present
 Page, Bill (mgr) 1967-68
 Paika, Daniel B. 2011-13
 Papetti, Todd L. 1995, 97
 Parker, Derrell A. 1970
 Parham, William H., II. 1986-88
 Parker, Tyler K. 2000-02
 Parr, Benton L. 2014-present
 Parrott, Rhett M. 1999-01
 Parry, Samuel H. 1961
 Patterson, Eric S. 2002-04
 Patton, Robert A. 1954-57
 Payne, Daniel A., Jr. 2005-07
 Payne, Jeffrey C. 1965-67
 Payton, Jason L. 1992-94
 Pearce, Ronald E. 1974-76
 Peek, Norris L. 1965-66
 Peeples, Joel T. 1979
 Perry, Eric J. 1978-81
 Perry, Jason K. 2000-02
 Perry, Philip A. 2000-02, 04
 Petty, Claude 1940's
 Peurifoy, C. Ryan 2014-present
 Phillips, Matthew A. 2014-present
 Pisciotta, Marc G. 1989-91
 Pitman, Eddie 1938-39
 Pitts, Cole G. 2012-present
 Plagman, Anthony R. 2007-10
 Poole, James R. 1986-88
 Poole, Sean D. 2010
 Pope, Mark D. 2009-11
 Pope, Milton (mgr) 1952
 Porter, Michael W. 1975-76
 Potter, Dixon G. 1954-57
 Prager, Berrie M (mgr) 1956-58
 Prather, R. Scott. 1996-98
 Price, Brian A. 2012
 Price, Mallie L. 1960-61
 Pridgen, William H. 1971-72
 Priestley, Jerry M. 1965-66
 Prince, Bryan N. 1998-01
 Puck, Larry 1966
 Pye, William A. 1976

RRR

Rademacher, Wade 1961-62
 Randall, Walter T. 1958
 Raper, Ronald A. 1988-90
 Rea, Delton G., Jr. 1965-67
 Reagin, Harvey F., Jr. 1971-74
 Redford, David E. 1952-55
 Redovian, James M., Jr. 1989-90
 Remole, Clifton M. 2002-04
 Reynolds, Michael L. 1988-91
 Rhino, Chappell V. 1951-53
 Rhino, Daniel V. 1975
 Rhino, Randall P. 1972-75
 Rigby, Bradley K. 1992-94
 Ritter, Ryan N. 1993-95
 Rizzo, Joseph G. 1953
 Robbins, Richard B. 1977-80
 Robbins, Whitney L. 2004-06
 Roberts, Jonathan D. 2011-14
 Robertson, Jack E. 1958
 Robinson, J. Andrew. 2007-10
 Robinson, Glover (mgr) 1953-54
 Robinson, Gregory C. 1980
 Robinson, James C., Jr. 1964-66

Robinson, Ronnie L. 2000
 Roddy, Roger 1985-88
 Roethlisberger, Kenneth T. 1977-78
 Rogers, Jimmy L. 1953
 Rogers, Joseph P. 1970-72
 Rogers, Stuart H. 1980-84
 Rollins, Kevin P. 1998-99
 Rose, Shane (tr) 1993-94
 Rowland, Jeffrey D. 2008-10
 Rucker, Donald G. 1980
 Rulon, Bradley M. 2005-08
 Ryan, Zachary A. 2014-present
 Rynders, R. Wesley. 1999-02

SSS

Sager, Brian. 2001
 Saier, Matthew E. 1994-95
 Sailors, William C. 1953
 Scharf, Ronald E. 1963-65
 Scherer, Nicholas E. 2005-07
 Schisler, Michael S. 1970-73
 Schmidt, Kyle A. 2002-03
 Schniederjans, Benjamin J. 2014-pres
 Schoening, Henry W. 1947-50
 Scott, William (mgr) 1952
 Scruggs, Charles C. 1942-43
 Sebree, Kenneth M. 1984
 Sedberry, Eugene B. 1947-50
 Selby, William E. 1963-64
 Self, Ryan K. 2003-05
 Sermershiem, Michael F. 1949-50
 Shannon, Lance D. 1995-96
 Shaw, W. Mark. 1986
 Shea, Jerome R. (mgr) 1988
 Sheeter, Benjamin C. 1999-00
 Sheffer, Powell. 1951
 Sheffield, Charles R. 2012-13
 Shelton, G. Tanner 2014-present
 Shepherd, Danny R. 1973
 Sheridan, Robert E., Jr. 1960, 63
 Shi, James D., III. 1962-64
 Shirila, George 1981-85
 Shiver, W. Todd. 1984-87
 Shoop, J. Lynn. 1998
 Short, Thomas M. (mgr) 1960-61
 Simmons, Kirk E. 1979-80
 Simonds, Matthew M. 2009-10
 Sims, Jamie S. 1982-85
 Sineway, Ronald E. 1949-50
 Sitler, Carl L. 1984-87
 Skinner, A. Chester, III. 1972-73
 Skole, Matthew T. 2009-11
 Slayden, Jeremy C. 2002-03, 05
 Smelter, DeAndre T. 2011-14
 Smith, Fred (mgr) 1956
 Smith, Forest. 1941-43
 Smith, James C. 1946-49
 Smith, James L., Jr. 1961
 Smith, Josh (mgr) 2005-08
 Smith, Michael C. 1992-95
 Smith, Patrick G. 1949
 Smith, Ralph J. 1964
 Smith, Thomas A. 2012-present
 Smith, Thomas G., Jr. 1963-64
 Solly, Daniel (mgr) 2004
 Somoza, Andrew J. 1992
 Sorrow, Michael F. 1969-72
 Sorrow, Michael F., Jr. 1993-96
 Spingola, Daniel C. 2012-present
 Stanford, Michael R. 1982-84
 Stanley, Robert E. 1957
 Stanley, Ryan C. 2004-05
 Stanton, Devin R. 2011-present
 Stapleton, Charles M. 1959
 Steed, Richard E. 1970-73
 Steele, Gary T. 1968-70
 Stephens, Peter J. 1983-86
 Stevens, James A. 1974

Stewart, C.R. 1948
 Stewart, John H. 1985-86
 Stiber, Scott (mgr) 1998-00
 Stockton, Bradley T. 1998-01
 Strange, Charles C. (mgr) 1952-53
 Street, Thomas G. 1972
 Stuart, Bradley. 1982-83
 Stuetzer, Ryan R. 1996-97
 Suarez, Daniel 1977-79
 Swain, Matthew D. 2000-03

TTT

Tarver, Michael R. 1975
 Taylor, Drew W. 2002
 Taylor, Joseph W. 1956
 Teed, David D. 1956
 Teixeira, Mark C. 1999-01
 Terrell, Bill 1930
 Terry, Vincent J. 1955-57
 Theodocian, Charles E. 1960-61
 Theodocian, Charles D. 1953
 Thieme, Richard L. 1995-97
 Thomas, James H., Jr. 1995-97
 Thomas, J. Brandon. 2010-13
 Thomas, Michael A. 1959-60
 Thomas, Samuel W. 1973-75
 Thomas, Terry 1957-58
 Thompson, Charles E. 1960-61
 Thompson, Jefferson B. 1947-50
 Thompson, Jesse C. 1999
 Thompson, Tommy E. 1978-81
 Thompson, Young H. 1949-50
 Thorsten, James S. 1979-81
 Tinkoff, Ryan S. 2006, 2008
 Todd, Joe D. 1982
 Tomasovich, S. Michael. 1961-62
 Tomasovich, Theodore J. 1966-68
 Toups, Leon H. 1958-59
 Toups, Roland M. 1958-59
 Towery, Jimmy N. 1956-58
 Trapani, John David 1980-81
 Trapani, Michael R. 2003-06
 Triplett, Christopher E. 2011
 Trowbridge, Robert H., Jr. 1955
 Tuggle, David L. 1974
 Turnlin, Chester J., Jr. 1963
 Turner, Frank B. 1973-76
 Turner, Jack G. 2000
 Turner, Ryan J. 2004-07

UUU

Ussery, Jeffrey R. 2007-08, 2010-11

VVV

Vance, Cory W. 1998-00
 Vann, Ronald T. 1954, 56-57
 Varitek, Jason A. 1991-94
 Veazey, Norman D. 1958-59
 Vidic, John Michael 2005
 Vittur, Charles D. 1967-68
 Von Tersch, Zachary T. 2007-09

WWW

Wagner, Nicholas R. 2002-04
 Walker, Aaron S. 2001-04
 Walker, Howell C. 1952
 Walker, John A. 1980-81
 Walker, Lewis W., Jr. 1966-67
 Walker, Wayne E. 1981
 Wallace, Ronald D. 1970
 Waller, Edward (mgr) 1952
 Walton, William H., Jr. 1948-49, 51
 Watchko, Jeffrey B. 2000-03
 Waters, Philip A. (mgr) 1969-71
 Watkins, Daniel E. 1979-82
 Watts, Charles S. 1980
 Weeman, Stephen K. 1966-67
 Weisskopf, Josef C. 1982-83

West, Patrick H. 1978
 White, Derrick L. 1985-88
 Wickersham, Erskine B. (mgr) 1963
 Widell, Ralph A. 1949
 Wieters, Matthew R. 2005-07
 Wiggins, David B. 1990-91
 Williams, Daniel (mgr) 2004
 Williamson, William M. 1961-63
 Willner, Robert C. 1995
 Wilson, Kristopher K. 1995-97
 Wilson, Jack 1959-60
 Winn, Connor T. 2009-12
 Wirth, Brian D. (mgr) 1989-91
 Wise, Joseph B. 1987-88, 90-91
 Wiseman, Joseph D. 2013-present
 Wolff, Michael C. 1990-92
 Wolkoff, Paul (tr) 1990-92
 Wood, Blake D. 2004-06
 Wood, Taylor A. 2008-11
 Woodward, Greg D. 1981-83
 Woodworth, Harry (mgr) 2005-07
 Wren, Colby F. 2011-12
 Wren, Kyle P. 2011-13
 Wrigley, Jason C. 1995-98
 Wruble, Grant T. 2013-present

YYY

Yancey, Michael D. 1982-85
 Yankosky, L.J. 1994, 96-98
 Yokley, E.C. (mgr) 1958-59
 Young, Clyde A. 1951-53
 Young, Eulis T. 1951-53
 Young, Simon D. 1997-99
 Young, William J. 2013

ZZZ

Zamora, Jesus G. 1960
 Zauderer, James A. 1974-75
 Zimmer, Lawrence E. 1964-66

*List compiled with
records available*

CAREER STATS OF TECH'S TOP PLAYERS

JIMMY ADAMS, C

All-Southeastern Conference Eastern Division, 1963

Year	G-GS	AB	R	H	Avg.	2B	3B	HR	RBI	SB
1963	23	76	12	22	.289	2	2	1	8	2
1964	24	94	16	24	.255	1	3	5	10	7
1965	30	105	22	27	.257	5	4	0	12	9
Total	77	275	50	73	.265	8	9	6	30	18

LANE AKERS, SS

All-Southeastern Conference, 1956

Georgia Tech Hall of Fame, 1969

Year	G-GS	AB	R	H	Avg.	2B	3B	HR	RBI	SB
1954	22	89	17	27	.303	1	1	0	11	2
1955	24	99	33	35	.354	6	1	1	15	5
1956	23	81	18	26	.321	0	4	3	18	1
1957	28	110	29	38	.345	4	3	6	26	3
Total	97	379	97	126	.332	11	9	10	70	11

TOM ANGLE, OF

Georgia Tech Hall of Fame, 1970

Year	G-GS	AB	R	H	Avg.	2B	3B	HR	RBI	SB
1925	21	83	—	35	.422	7	3	7	—	—
1926	26	100	—	50	.500	10	3	9	—	—
1927	28	108	—	42	.388	8	2	2	—	—
Total	75	291	—	127	.436	25	8	18	—	—

KYLE BAKKER, P

2nd-team All-America, 2002

2nd-team All-Atlantic Coast Conference, 2002, 2003

Year	G-GS	W-L	SV	ERA	IP	H	R	ER	BB	SO
2001	16-5	4-1	0	2.78	45.1	49	21	14	9	49
2002	19-19	13-2	0	3.14	134.2	132	58	47	24	115
2003	18-17	8-3	0	4.35	93	97	54	45	36	80
Total	53-41	25-6	0	3.49	273	278	133	106	69	244

TUCKER BARR, C-P

1st-team All-Atlantic Coast Conference, 1995

2nd-team All-Atlantic Coast Conference, 1996

Year	G-GS	AB	R	H	Avg.	2B	3B	HR	RBI	SB
1994	45-25	80	23	22	.275	5	0	0	16	0
1995	60-59	224	54	65	.290	15	1	14	70	1
1996	64-61	219	54	65	.297	13	1	12	42	5
Total	169-145	523	131	152	.291	33	2	26	128	6

Year	G-GS	W-L	SV	ERA	IP	H	R	ER	BB	SO
1994	24-1	1-1	2	3.32	38	30	18	14	10	44
1995	17-0	0-1	12	3.38	18.2	17	7	7	1	27
1996	7-0	1-1	3	5.79	4.2	4	5	3	3	3
Total	48-1	2-3	17	3.52	61.1	51	30	24	14	74

JASON BASIL, C-OF

1st-team All-Atlantic Coast Conference, 2000

2nd-team All-Atlantic Coast Conference, 2001

ACC Tournament MVP, 2000

Year	G-GS	AB	R	H	Avg.	2B	3B	HR	RBI	SB
1998	48-37	134	28	42	.313	11	1	3	27	3
1999	55-54	209	43	73	.349	18	0	8	56	5
2000	66-66	251	59	96	.382	25	2	15	83	8
2001	61-61	234	64	78	.333	12	0	14	64	8
Total	230-218	828	194	289	.349	66	3	40	230	24

JERRY BASS, P

All-Metro Conference, 1977

Georgia Tech Hall of Fame, 1983

Year	G-GS	W-L	SV	ERA	IP	H	R	ER	BB	SO
1974	11-7	7-1	0	3.90	55.1	50	34	24	35	42
1975	11-10	3-6	0	3.63	69.1	58	37	28	28	66
1976	14-10	2-4	—	5.48	65.2	79	51	40	29	65
1977	16-14	10-5	—	2.78	119.2	102	53	37	50	121
Total	52-41	22-16	0	3.75	310	289	175	129	142	294

STEVEN BLACKWOOD, OF

1st-team All-Atlantic Coast Conference, 2005

2nd-team All-Atlantic Coast Conference, 2004

3rd-team Academic All-America, 2006

Year	G-GS	AB	R	H	Avg.	2B	3B	HR	RBI	SB
2003	53-27	116	33	41	.353	8	3	5	38	5
2004	65-61	256	71	92	.359	22	0	4	66	7
2005	60-60	241	61	81	.336	13	1	5	65	3
2006	64-62	255	55	69	.271	17	0	7	52	5
Total	242-210	868	220	283	.326	60	4	21	221	20

BUD BLEMKER, 1B-P

2nd-team All-America, 1957

All-Southeastern Conference, 1957, 1959

Georgia Tech Hall of Fame, 1970

Year	G-GS	AB	R	H	Avg.	2B	3B	HR	RBI	SB
1957	14	31	2	9	.290	1	1	1	5	0
1958	23	46	7	11	.239	4	0	1	10	0
1959	18	45	10	15	.333	0	2	2	8	0
Total	55	122	19	35	.287	5	3	4	23	0

Year	G-GS	W-L	SV	ERA	IP	H	R	ER	BB	SO
1957	13	8-0	-	1.36	72.2	47	13	11	28	72
1958	10	1-6	-	3.41	66.0	50	35	25	31	66
1959	12	9-3	-	1.99	95.0	59	29	21	28	54
Total	35	18-9	-	2.20	233.2	156	77	57	87	192

BRANDON BOGGS, OF

1st-team All-Atlantic Coast Conference, 2004

Year	G-GS	AB	R	H	Avg.	2B	3B	HR	RBI	SB
2002	63-54	190	36	58	.305	17	0	0	35	7
2003	55-46	195	37	48	.246	8	2	9	38	11
2004	65-65	255	68	82	.322	14	1	9	58	11
Total	183-165	640	141	188	.294	39	3	18	131	29

MATTHEW BOGGS, 2B-3B-OF

2nd-team Academic All-America, 2002

Year	G-GS	AB	R	H	Avg.	2B	3B	HR	RBI	SB
1998	51-38	126	34	39	.310	5	1	0	16	8
1999	57-56	206	56	65	.316	5	0	0	16	14
2001	56-56	206	56	71	.345	10	1	0	35	7
2002	63-63	234	52	85	.363	12	2	1	43	12
Total	227-213	772	198	260	.337	32	4	1	110	41

FRANK BOLICK, 3B

Freshman All-America, 1986

Year	G-GS	AB	R	H	Avg.	2B	3B	HR	RBI	SB
1986	67-67	238	72	82	.345	8	4	16	62	6
1987	15-15	46	26	17	.370	5	1	4	23	5
Total	82-82	284	98	99	.349	13	5	20	85	11

CAM BONIFAY, 3B

Honorable Mention All-America, 1971

Georgia Tech Hall of Fame, 1982

Year	G-GS	AB	R	H	Avg.	2B	3B	HR	RBI	SB
1971	37	136	22	55	.404	7	2	0	35	—
1972	29	108	25	40	.370	7	4	0	18	—
1973	28	86	17	28	.326	5	4	1	19	4
1974	37	132	42	48	.364	11	3	4	36	4
Total	131	462	106	171	.370	30	13	5	108	8

JED BRADLEY, P

2nd-team All-Atlantic Coast Conference, 2010, 2011

Year	G-GS	W-L	SV	ERA	IP	H	R	ER	BB	SO
2009	12-8	2-3	0	6.65	44.2	54	36	33	17	49
2010	16-16	9-5	0	4.83	91.1	107	58	49	25	99
2011	16-16	7-3	0	3.49	98.0	89	47	38	31	106
Total	44-40	18-11	0	4.62	234.0	250	141	120	73	254

DARREN BRAGG, OF

3rd-team All-America, 1990

Georgia Tech Hall of Fame, 2002

Year	G-GS	AB	R	H	Avg.	2B	3B	HR	RBI	SB
1988	43-13	59	11	12	.203	1	0	4	10	3
1989	63-63	213	74	69	.324	13	1	9	42	14
1990	71-70	239	61	95	.397	17	2	10	73	14
1991	65-65	227	86	74	.326	21	2	13	69	20
Total	242-211	738	232	250	.339	52	5	36	194	51

KEVIN BROWN, P

1st-team All-America, 1986

2nd-team All-Atlantic Coast Conference, 1986

Georgia Tech Hall of Fame, 1991

Year	G-GS	W-L	SV	ERA	IP	H	R	ER	BB	SO
1984	11-10	7-2	0	5.56	56.2	67	41	35	32	32
1985	19-18	10-6	0	3.94	137	146	76	60	45	95
1986	21-20	11-5	0	3.57	136	113	76	54	68	122
Total	51-48	28-13	0	4.07	329.2	326	193	149	145	249

ANDY BRUCE, 3B

3rd-team All-America, 1990

1st-team All-America, 1991

1st-team All-Atlantic Coast Conference, 1989, 1990, 1991

ACC Player of the Year, 1991

Georgia Tech Hall of Fame, 2001

Year	G-GS	AB	R	H	Avg.	2B	3B	HR	RBI	SB
------	------	----	---	---	------	----	----	----	-----	----

CAREER STATS OF TECH'S TOP PLAYERS

JAKE DAVIES, 1B-P

Honorable Mention All-America, 2012

2nd-team All-Atlantic Region, 2012

2nd-team All-Atlantic Coast Conference, 2011, 2012

ACC Tournament MVP, 2012

Year	G-GS	AB	R	H	Avg.	2B	3B	HR	RBI	SB
2009	11-2	12	2	3	.250	0	0	1	2	0
2010	17-3	25	2	5	.200	1	0	0	3	0
2011	61-56	222	39	77	.347	13	1	5	35	0
2012	63-62	239	43	78	.326	11	0	14	73	0
Total	152-123	498	86	163	.327	36	2	30	113	0

Year	G-GS	W-L	SV	ERA	IP	H	R	ER	BB	SO
2009	27-0	3-0	0	3.54	28.0	24	12	11	16	25
2010	17-0	2-0	0	3.52	15.1	15	8	6	6	10
2011	1-0	0-0	0	0.00	0.1	0	0	0	0	0
2012	1-4	14-5	0	6.61	31.1	37	26	23	18	21
Total	59-5	6-4	0	4.80	75.0	76	46	40	56	14

CRAIG DAY, P

Georgia Tech Hall of Fame, 1962

Year	G-GS	W-L	SV	ERA	IP	H	R	ER	BB	SO
1903	1	0-1	—	—	—	—	—	—	—	—
1904	8	5-3	—	62+	—	—	—	—	—	67
1905	13	11-2	—	113	—	—	—	—	—	70
1906	11	8-2	—	93	—	—	—	—	—	66
Total	33	24-8	—	268+	—	—	—	—	—	203

DEREK DIETRICH, SS

Freshman All-America, 2008

National Freshman of the Year, 2008

2nd-team All-Atlantic Coast Conference, 2008, 2009

ESPN CoSIDA Academic All-America, 2009, 2010

3rd-team All-America, 2010

1st-team All-Atlantic Coast Conference, 2010

ACC Scholar-Athlete of the Year, 2010

Year	G-GS	AB	R	H	Avg.	2B	3B	HR	RBI	SB
2008	62-62	238	53	79	.332	16	2	14	66	3
2009	58-58	225	61	70	.311	7	4	10	54	5
2010	62-62	240	68	84	.350	15	3	17	61	8
Total	182-182	703	182	233	.331	38	9	41	181	16

JEFF DISTASIO, 1B-P

2nd-team All-Atlantic Coast Conference, 1986

ACC Tournament MVP, 1986

Year	G-GS	AB	R	H	Avg.	2B	3B	HR	RBI	SB
1983	31	69	19	22	.319	5	0	4	21	0
1984	3-3	10	1	3	.300	1	0	0	2	1
1985	49-38	142	33	42	.296	8	1	13	38	1
1986	61-60	243	51	80	.329	14	0	19	82	1
Total	144-101	464	104	147	.317	28	1	36	143	3

Year	G-GS	W-L	SV	ERA	IP	H	R	ER	BB	SO
1983	16-13	6-4	1	4.32	77.0	89	55	37	46	47
1984	5-5	4-0	0	4.18	28.0	23	15	13	24	29
1986	6-6	2-1	0	6.85	22.1	26	21	17	21	17
Total	27-24	12-5	1	4.74	127.1	138	91	67	91	93

DAVID DUNCAN, P

2nd-team All-Atlantic Coast Conference, 2008

Year	G-GS	W-L	SV	ERA	IP	H	R	ER	BB	SO
2006	19-14	7-2	0	5.50	72.0	88	55	44	25	51
2007	16-16	7-4	0	3.72	104.0	106	48	43	30	86
2008	15-15	7-3	0	4.48	96.1	99	53	48	32	74
Total	50-45	21-9	0	4.46	272.1	293	156	135	87	211

DAVID ELDER, P

Honorable Mention All-America, 1996

2nd-team All-Atlantic Coast Conference, 1997

Year	G-GS	W-L	SV	ERA	IP	H	R	ER	BB	SO
1995	23-12	10-5	0	6.98	89	102	73	69	62	64
1996	21-18	9-5	0	5.25	106.1	111	72	62	56	123
1997	22-12	9-4	1	3.44	96.2	96	63	37	42	96
Total	66-42	28-14	1	5.18	292	309	208	168	160	283

LARRY ELLIOTT, SS

NCAA All-District, 1971

Georgia Tech Hall of Fame, 1981

Year	G-GS	AB	R	H	Avg.	2B	3B	HR	RBI	SB
1970	24	96	16	26	.271	3	2	0	4	—
1971	37	143	35	59	.413	12	1	0	19	—
1972	31	116	36	42	.362	10	4	0	11	—
Total	92	355	87	127	.358	25	7	0	34	—

SCOTT ERWIN, P

3rd-team All-America, 1988

All-Atlantic Region, 1988

Georgia Tech Hall of Fame, 2000

Year	G-GS	W-L	SV	ERA	IP	H	R	ER	BB	SO
1986	16-5	3-0	0	5.28	46	44	31	27	47	49
1987	10-5	3-1	0	6.21	29	30	20	20	20	30
1988	17-16	13-0	0	2.61	114	84	46	33	55	106
1989	12-11	6-2	0	3.39	61	49	29	23	59	51
Total	55-37	25-3	0	3.71	250	207	126	103	181	236

ZANE EVANS, C/RHP

2nd-team All-America, 2013

National finalist, Johnny Bench Award, 2013

1st-team All-Atlantic Coast Conference, 2013

Freshman All-America, 2011

Year	G-GS	AB	R	H	Avg.	2B	3B	HR	RBI	SB
2011	58-58	226	34	61	.270	14	0	5	45	2
2012	59-59	224	23	66	.295	17	1	4	51	1
2013	64-64	244	47	88	.361	12	1	14	66	0
Total	181-181	694	115	215	.310	43	2	23	163	3

Year	G-GS	W-L	SV	ERA	IP	H	R	ER	BB	SO
2012	19-1	0-1	7	3.68	36.2	31	17	15	8	34
2013	14-0	2-2	3	3.38	21.1	20	9	8	14	15
Total	33-1	2-3	10	3.57	58.0	51	26	23	22	49

BUCK FARMER, P

1st-team All-Atlantic Coast Conference, 2012, 2013

2nd-team All-Atlantic Coast Conference, 2011

Semifinalist, National Pitcher of the Year, 2013

Year	G-GS	W-L	SV	ERA	IP	H	R	ER	BB	SO
2010	19-3	5-1	0	3.63	52.0	39	25	21	18	44
2011	16-16	11-3	0	2.82	108.1	95	47	34	31	106
2012	16-16	8-4	0	3.54	106.2	100	48	42	38	115
2013	17-17	9-5	0	2.78	113.1	100	42	35	35	122
Total	68-52	33-13	0	3.12	380.1	334	162	132	121	387

MARK FISCHER, OF

1st-team All-America, 1997

3rd-team All-America, 1996

All-Atlantic Region, 1997

1st-team All-Atlantic Coast Conference, 1996

2nd-team All-Atlantic Coast Conference, 1997

Georgia Tech Hall of Fame, 2008

Year	G-GS	AB	R	H	Avg.	2B	3B	HR	RBI	SB
1995	57-57	224	50	76	.339	12	7	4	56	5
1996	63-63	260	60	104	.400	23	5	14	66	8
1997	61-61	257	75	91	.354	10	7	24	98	17
Total	181-181	741	185	271	.366	45	19	42	220	30

CARLTON FLEMING, 2B

2nd-team All-Atlantic Coast Conference, 1992

All-Atlantic Region, 1992

Year	G-GS	AB	R	H	Avg.	2B	3B	HR	RBI	SB
1990	65-63	245	67	83	.339	5	0	0	29	18
1991	66-66	268	62	92	.343	7	5	0	43	26
1992	64-64	249	67	89	.357	9	2	3	32	24
Total	195-193	762	196	264	.346	21	7	3	104	68

KEITH FLEMING, P

Georgia Tech Hall of Fame, 1991

Year	G-GS	W-L	SV	ERA	IP	H	R	ER	BB	SO
1983	26-1	5-1	3	3.91	50.2	59	33	22	46	50
1984	28-1	2-2	7	4.23	44.2	45	32	21	29	44
1985	21-13	10-4	3	4.67	104	126	60	54	36	81
1986	36-0	5-4	8	2.30	70.1	53	21	18	27	91
Total	111-15	22-11	21	3.84	269.2	283	146	115	138	266

MIKE FOWLER, OF-1B

2nd-team All-Atlantic Coast Conference, 1987

ACC All-Tournament, 1987

Year	G-GS	AB	R	H	Avg.	2B	3B	HR	RBI	SB
1986	60-53	215	48	76	.353	18	1	15	61	5
1987	65-65	259	84	99	.382	25	1	18	87	19
Total	125-118	474	132	175	.369	43	2	33	148	24

NOMAR GARCIA-PARRA, SS

1st-team All-America, 1993, 1994

1st-team All-Atlantic Coast Conference, 1993, 1994

GTE Academic All-America, 1993, 1994

Georgia Tech Hall of Fame, 2004

Year	G-GS	AB	R	H	Avg.	2B	3B	HR	RBI	SB
1992	61-60	226	45	82	.363	18	2	3	51	25
1993	49-47	172	39	51	.297	14	1	4	42	8
1994	64-62	274	92	117	.427	26	11	16	73	33
Total	174-169	672	176	250	.372	58	14	23	166	66

PETE GEIST, SS-3B-OF

All-Atlantic Region, 1984

2nd-team All-Atlantic Coast Conference, 1985

Year	G-GS	AB	R	H	Avg.	2B
------	------	----	---	---	------	----

CAREER STATS OF TECH'S TOP PLAYERS

HEATH HONEYCUTT, 3B

3rd-team All-America, 1998

2nd-team All-Atlantic Coast Conference, 1998

Year	G-GS	AB	R	H	Avg.	2B	3B	HR	RBI	SB
1996	28-8	42	7	14	.333	2	0	0	7	9
1997	61-61	249	52	86	.345	13	5	2	50	17
1998	63-63	258	70	95	.368	18	2	14	71	13
Total	152-132	549	129	195	.355	33	7	16	128	39

JAY HOOD, SS

2nd-team All-Atlantic Coast Conference, 1998

Year	G-GS	AB	R	H	Avg.	2B	3B	HR	RBI	SB
1996	64-64	268	43	74	.276	11	1	8	46	2
1997	34-34	141	39	48	.340	8	2	4	31	2
1998	49-49	203	44	65	.320	21	1	10	43	1
Total	147-147	612	126	187	.306	40	4	22	120	5

MIKE HOSTETLER, P

3rd-team All-America, 1990

2nd-team All-Atlantic Coast Conference, 1989

1st-team All-Atlantic Coast Conference, 1990

Georgia Tech Hall of Fame, 2001

Year	G-GS	W-L	SV	ERA	IP	H	R	ER	BB	SO
1989	33-0	3-5	11	4.93	49.1	44	35	27	21	52
1990	18-18	12-4	0	2.76	130.1	111	61	40	37	97
1991	21-12	7-8	1	3.93	103.0	111	60	45	38	93
Total	72-30	22-17	12	3.57	282.2	266	156	112	96	242

MOTT HYDE, SS/2B

3rd-team All-Atlantic Coast Conference, 2014

Year	G-GS	AB	R	H	Avg.	2B	3B	HR	RBI	SB
2011	63-63	229	39	63	.275	13	1	4	47	6
2012	62-62	214	36	57	.266	11	0	7	33	10
2013	64-64	223	32	58	.260	18	1	6	32	6
2014	63-63	248	42	70	.282	12	2	4	35	10
Total	252-252	914	149	248	.271	54	5	21	147	32

RICCARDO INGRAM, OF-1B

1st-team All-America, 1987

ACC Player of the Year, 1987

ACC Athlete of the Year, 1987

Georgia Tech Hall of Fame, 1995

Year	G-GS	AB	R	H	Avg.	2B	3B	HR	RBI	SB
1986	66-60	234	41	72	.308	9	3	10	48	7
1987	65-64	237	93	101	.426	21	3	17	99	17
Total	131-124	471	134	173	.367	30	6	27	147	24

GEORGE INMAN, C

All-Southeastern Conference, 1959, 1960

Georgia Tech Hall of Fame, 1979

Year	G-GS	AB	R	H	Avg.	2B	3B	HR	RBI	SB
1959	26	94	22	26	.277	4	3	4	24	1
1960	24	86	29	31	.360	2	2	7	24	1
Total	50	180	51	57	.317	6	5	11	48	2

SCOTT JORDAN, OF

3rd-team All-America, 1985

1st-team All-Atlantic Coast Conference, 1984, 1985

ACC Tournament MVP, 1985

Georgia Tech Hall of Fame, 1990

Year	G-GS	AB	R	H	Avg.	2B	3B	HR	RBI	SB
1982	37	129	33	42	.326	7	1	5	32	7
1983	52	201	68	74	.368	9	5	5	38	36
1984	52-52	206	75	84	.408	17	2	14	57	31
1985	61-60	226	77	94	.416	13	2	12	49	40
Total	202-112+	762	253	294	.386	46	10	36	176	114

ROGER KAISER, OF

All-Southeastern Conference, 1959

Georgia Tech Hall of Fame, 1966

Year	G-GS	AB	R	H	Avg.	2B	3B	HR	RBI	SB
1959	28	110	23	41	.373	6	4	4	32	2
1960	16	66	16	21	.318	0	1	3	17	3
1961	23	95	12	29	.305	5	2	1	12	4
Total	67	271	51	91	.336	11	7	8	61	9

KEITH KERVER, SS

Year	G-GS	AB	R	H	Avg.	2B	3B	HR	RBI	SB
1984	40-25	98	27	29	.296	2	0	0	13	7
1985	49-46	159	36	47	.296	15	1	1	26	1
1986	68-68	272	64	100	.368	13	0	0	43	8
1987	64-64	241	56	76	.315	15	0	1	38	9
Total	221-203	770	183	252	.327	45	1	2	120	25

ROGER KINARD, P

2nd-team All-Atlantic Coast Conference, 1987

Year	G-GS	W-L	SV	ERA	IP	H	R	ER	BB	SO
1984	9-0	1-1	1	6.19	16	19	17	11	16	22
1985	13-12	5-2	0	4.84	70.2	62	47	38	47	68
1986	18-18	8-4	0	4.06	106.1	86	57	48	71	71
1987	20-20	12-3	0	3.81	130	119	62	55	66	111
Total	60-50	26-10	1	4.24	323	286	183	152	200	272

JEFF KINDEL, OF

2nd-team All-Atlantic Coast Conference, 2005, 2006

Year	G-GS	AB	R	H	Avg.	2B	3B	HR	RBI	SB
2002	1-0	1	0	1	1.000	0	0	0	0	0
2004	5-0	5	0	2	.400	0	0	0	1	0
2005	62-58	220	50	79	.359	23	1	6	65	2
2006	68-68	273	77	92	.337	18	1	14	55	0
Total	136-126	499	127	174	.349	41	2	20	121	2

Year	G-GS	W-L	SV	ERA	IP	H	R	ER	BB	SO
2002	15-0	1-0	0	3.52	15.1	13	7	6	10	33
Total	15-0	1-0	0	3.52	15.1	13	7	6	10	33

ADAM LEGGETT, 2B

2nd-team All-Atlantic Coast Conference, 1996

Year	G-GS	AB	R	H	Avg.	2B	3B	HR	RBI	SB
1995	60-60	228	53	62	.272	10	2	5	35	4
1996	64-62	230	58	78	.339	17	2	13	46	15
1997	61-61	267	75	91	.341	17	2	10	52	18
Total	185-183	725	186	231	.319	44	6	28	133	37

RICHARD LEWIS, 2B-SS

2nd-team All-America, 2000

1st-team All-Atlantic Coast Conference, 2000

2nd-team All-Atlantic Coast Conference, 2001

Georgia Tech Hall of Fame, 2013

Year	G-GS	AB	R	H	Avg.	2B	3B	HR	RBI	SB
1999	47-39	148	26	50	.338	3	0	1	14	7
2000	65-65	274	79	109	.398	17	3	4	52	10
2001	61-61	266	77	100	.376	13	6	11	64	11
Total	173-165	688	182	259	.376	33	9	16	130	28

RICK LOCKWOOD, 3B-SS

1st-team All-Atlantic Coast Conference, 1982-83

Georgia Tech Hall of Fame, 1989

Year	G-GS	AB	R	H	Avg.	2B	3B	HR	RBI	SB
1980	23	79	14	24	.304	2	1	4	17	1
1981	36	141	31	51	.362	6	3	7	24	3
1982	49	180	42	66	.367	13	0	10	55	14
1983	53	201	62	70	.348	19	0	12	67	16
Total	161	601	149	211	.351	40	4	33	163	34

ANTHONY MAISANO, 1B

3rd-team All-America, 1990

1st-team All-Atlantic Coast Conference, 1989, 1990

Year	G-GS	AB	R	H	Avg.	2B	3B	HR	RBI	SB
1989	63-63	218	45	72	.330	14	0	12	59	0
1990	64-59	214	47	69	.322	10	0	25	62	0
Total	127-122	432	92	141	.326	24	0	37	121	0

BOBBY McCAULEY, 2B-SS-3B

All-Southeastern Conference, 1955

Georgia Tech Hall of Fame, 1975

Year	G-GS	AB	R	H	Avg.	2B	3B	HR	RBI	SB
1952	—	31	3	5	.161	2	0	0	0	—
1953	13	54	7	11	.204	1	0	2	7	2
1954	23	84	26	35	.417	4	1	2	16	8
1955	24	95	23	33	.347	3	1	11	33	1
Total	60	264	59	84	.318	10	2	15	56	11

WALT McCONNELL, 2B-3B-1B

1st-team All-Atlantic Coast Conference, 1985

Georgia Tech Hall of Fame, 1993

Year	G-GS	AB	R	H	Avg.	2B	3B	HR	RBI	SB
1983	46	161	47	53	.329	8	2	9	51	5
1984	52-50	189	43	55	.291	12	2	6	49	4
1985	60-60	224	56	80	.357	12	0	10	72	6
Total	158-110+	574	146	188	.328	32	4	25	172	15

DECK McGUIRE, RHP

1st-team Freshman All-America, 2008

Atlantic Coast Conference Pitcher of the Year, 2009

1st-team All-Atlantic Coast Conference, 2009, 2010

1st-team All-America, 2009

3rd-team All-America, 2010

Year	G-GS	W-L	SV	ERA	IP	H	R	ER	BB	SO
2008	17-13	8-1	0	3.46	78.0	70	35	30	32	70
2009	16-16	11-2	0	3.50	100.1	85	51	39	41	118
2010	16-16	9-4	0	2.95	112.2	94	44	37	33	118
Total	49-45	28-7	0	3.28	291.0	250	130	106	106	306

CAREER STATS OF TECH'S TOP PLAYERS

STEVE NEWBERN, OF

2nd-team All-Atlantic Coast Conference, 1985

Year	G-GS	AB	R	H	Avg.	2B	3B	HR	RBI	SB
1982	49	185	49	60	.324	7	4	11	42	16
1983	50	183	59	63	.344	11	0	2	20	26
1984	55-55	208	68	69	.332	14	2	7	37	30
1985	59-59	239	74	92	.385	16	9	8	46	15
Total	213-114+	815	250	284	.348	48	15	28	145	87

GARY NEWSOM, 2B

1st-team All-Atlantic Coast Conference, 1982

2nd-team All-Atlantic Coast Conference, 1980, 1981

Georgia Tech Hall of Fame, 1992

Year	G-GS	AB	R	H	Avg.	2B	3B	HR	RBI	SB
1980	15	48	10	16	.333	3	0	0	4	0
1981	38	140	29	38	.271	5	0	4	25	11
1982	49	185	49	60	.324	7	4	11	42	16
Total	102	373	88	114	.306	15	4	15	71	27

DANIEL PALKA, OF/LHP

1st-team All-America, 2013

1st-team All-Atlantic Coast Conference, 2013

2nd-team All-Atlantic Coast Conference, 2012

Year	G-GS	AB	R	H	Avg.	2B	3B	HR	RBI	SB
2011	63-60	232	41	69	.297	18	3	12	52	3
2012	64-64	238	44	72	.303	19	2	12	47	6
2013	62-62	237	55	81	.342	13	3	17	66	6
Total	189-186	707	140	222	.314	50	8	41	165	15

Year	G-GS	W-L	SV	ERA	IP	H	R	ER	BB	SO
2012	5-0	0-0	0	0.00	4.1	0	1	0	3	6
2013	8-0	2-1	0	0.69	13.0	6	1	1	3	11
Total	13-0	2-1	0	0.52	17.1	6	2	1	6	17

BILLY PARHAM, 1B

2nd-team All-Atlantic Coast Conference, 1987

Year	G-GS	AB	R	H	Avg.	2B	3B	HR	RBI	SB
1986	44-21	97	20	32	.330	4	0	4	22	0
1987	63-61	230	61	75	.326	18	0	18	69	3
1988	68-68	264	62	88	.333	14	0	20	73	8
Total	175-150	591	143	195	.330	36	0	42	164	11

TYLER PARKER, C

2nd-team All-Atlantic Coast Conference, 2002

Year	G-GS	AB	R	H	Avg.	2B	3B	HR	RBI	SB
2000	53-47	185	32	44	.238	8	0	11	41	5
2001	16-12	52	13	17	.327	5	0	1	16	3
2002	65-64	258	57	80	.310	19	4	11	59	13
Total	134-123	495	102	141	.285	32	4	23	116	21

ERIC PATTERSON, 2B

1st-team All-Atlantic Coast Conference, 2002, 2003, 2004

3rd-team All-America, 2002

Year	G-GS	AB	R	H	Avg.	2B	3B	HR	RBI	SB
2002	67-65	260	73	90	.346	14	3	3	40	41
2003	59-59	248	56	68	.274	11	4	2	35	35
2004	65-64	264	76	86	.326	11	5	9	49	48
Total	191-188	772	205	244	.316	36	12	14	124	124

DANNY PAYNE, OF

3rd-team All-America, 2007

1st-team All-Atlantic Coast Conference, 2006, 2007

Year	G-GS	AB	R	H	Avg.	2B	3B	HR	RBI	SB
2005	64-64	261	77	74	.284	11	2	3	40	24
2006	43-43	180	56	64	.356	14	1	11	44	20
2007	56-56	219	68	81	.370	20	3	4	36	20
Total	163-163	660	201	219	.332	45	6	18	120	64

JAY PAYTON, OF

Consensus 1st-team All-America, 1994

1st-team All-Atlantic Coast Conference, 1994

2nd-team All-Atlantic Coast Conference, 1993

Georgia Tech Hall of Fame, 2005

Year	G-GS	AB	R	H	Avg.	2B	3B	HR	RBI	SB
1992	62-60	248	46	75	.302	12	6	2	27	12
1993	61-61	240	61	83	.346	12	12	14	64	23
1994	67-67	297	78	129	.434	27	4	20	102	8
Total	190-188	785	185	287	.366	51	22	36	193	43

JIM POOLE, P

1st-team All-Atlantic Coast Conference, 1987, 1988

Georgia Tech Hall of Fame, 1997

Year	G-GS	W-L	SV	ERA	IP	H	R	ER	BB	SO
1985	6-0	0-0	0	6.43	7	8	5	5	6	9
1986	31-1	2-0	3	4.62	39	36	24	20	22	51
1987	38-0	4-1	10	3.42	71	53	29	27	32	90
1988	45-0	4-4	9	2.03	71	62	33	16	40	113
Total	120-1	10-5	22	3.26	188	159	91	68	100	263

MARK POPE, P

1st-team All-Atlantic Coast Conference, 2011

2nd-team All-America, 2011

Year	G-GS	W-L	SV	ERA	IP	H	R	ER	BB	SO
2009	25-0	5-1	8	6.00	27.0	32	21	18	16	27
2010	13-11	8-1	1	3.78	78.2	90	37	33	13	73
2011	16-16	11-4	0	1.74	113.2	91	28	22	24	88
Total	54-27	24-6	9	3.00	219.1	213	86	73	53	188

TONY PLAGMAN, 1B

3rd-team All-America, 2010

1st-team All-Atlantic Coast Conference, 2010

2nd-team All-Atlantic Coast Conference, 2009

Year	G-GS	AB	R	H	Avg.	2B	3B	HR	RBI	SB
2007	53-45	154	32	42	.273	11	0	2	23	3
2008	62-58	219	51	67	.306	11	1	16	45	3
2009	58-58	246	59	87	.354	18	2	16	73	4
2010	62-62	239	66	86	.360	16	2	21	78	8
Total	253-223	858	107	282	.329	56	5	55	219	18

SCOTT PRATHER, P-OF

3rd-team All-America, 1998

2nd-team All-Atlantic Coast Conference, 1998

Year	G-GS	W-L	SV	ERA	IP	H	R	ER	BB	SO
1996	21-4	5-2	1	5.89	44.1	52	33	29	27	56
1997	19-5	3-1	0	8.26	40.1	50	39	37	26	43
1998	16-11	3-4	1	6.03	77.2	87	56	52	45	98
Total	56-20	11-7	2	6.54	162.1	189	128	118	98	197

Year	G-GS	AB	R	H	Avg.	2B	3B	HR	RBI	SB
1997	58-56	204	56	68	.333	13	0	9	62	4
1998	56-53	203	51	66	.325	21	0	12	43	1
Total	114-109	407	107	134	.329	34	0	21	105	5

BRYAN PRINCE, C

1st-team All-Atlantic Coast Conference, 2000, 2001

Georgia Tech Hall of Fame, 2014

Year	G-GS	AB	R	H	Avg.	2B	3B	HR	RBI	SB
1998	49-44	172	41	58	.337	11	0	5	38	3
1999	38-32	122	26	38	.311	5	0	5	38	1
2000	64-64	256	59	99	.387	21	0	8	77	1
2001	59-58	238	54	83	.349	16	0	6	63	1
Total	210-198	788	180	278	.353	53	0	24	216	6

H.F. REAGIN, C

Georgia Tech Hall of Fame, 1983

Year	G-GS	AB	R	H	Avg.	2B	3B	HR	RBI	SB
1971	32	99	11	11	.111	1	0	2	7	—
1972	20	54	5	9	.167	2	0	1	5	—
1973	28	88	8	22	.250	6	1	3	15	3
1974	36	132	22	40	.303	6	1	3	40	1
Total	116	373	46	82	.220	15	2	9	67	4

BOBBY REEVES, SS

Georgia Tech Hall of Fame, 1985

Year	G-GS	AB	R	H	Avg.	2B	3B	HR	RBI	SB
1924	22	84	—	24	.286	2	1	4	—	—
1925	14	57	—	18	.316	3	3	1	—	—
1926	26	109	—	44	.404	7	8	10	—	—
Total	62	250	—	86	.344	12	12	15	—	—

CLIFTON REMOLE, 1B-OF

2nd-team All-Atlantic Coast Conference, 2004

Year	G-GS	AB	R	H	Avg.	2B	3B	HR	RBI	SB
2002	53-40	152	25	43	.283	3	0	4	34	2
2003	57-56	220	47	71	.323	14	0	4	42	1
2004	65-63	259	47	89	.344	15	2	4	56	5
Total	175-159	631	119	203	.322	32	2	12	132	8

CHAPPELL RHINO, 2B-P-3B-OF

All-Southeastern Conference, 1951, 1953

Georgia Tech Hall of Fame, 1974

Year	G-GS	AB	R	H	Avg.	2B	3B	HR	RBI	SB
1951	—	—	—	—	—	—	—	—	—	—
1952	—	75	12	14	.187	1	3	0	16	—
1953	21	86	13	20	.233	3	2	0	9	0

CAREER STATS OF TECH'S TOP PLAYERS

JEREMY SLAYDEN, OF

2nd-team All-Atlantic Coast Conference, 2005
Freshman All-America, 2002

Year	G-GS	AB	R	H	Avg.	2B	3B	HR	RBI	SB
2002	68-65	256	74	89	.348	15	1	18	66	4
2003	62-59	218	44	64	.294	18	4	8	40	2
2004	9-9	35	7	10	.286	1	0	1	8	0
2005	52-49	199	51	70	.352	9	0	13	57	1
Total	191-182	708	176	233	.329	43	5	40	171	7

MICHAEL SORROW, 3B-SS

2nd-team All-America, 1996
1st-team All-Atlantic Coast Conference, 1996
2nd-team All-Atlantic Coast Conference, 1995

Year	G-GS	AB	R	H	Avg.	2B	3B	HR	RBI	SB
1993	41-33	120	21	31	.258	7	1	3	22	3
1994	54-35	133	31	33	.248	9	2	1	19	0
1995	60-60	236	63	82	.347	13	5	4	41	4
1996	64-64	249	66	92	.369	18	2	11	47	3
Total	219-192	738	181	238	.322	47	10	19	129	10

MIKE SORROW, P

NCAA All-District, 1971
Georgia Tech Hall of Fame, 1979

Year	G-GS	W-L	SV	ERA	IP	H	R	ER	BB	SO
1969	10-6	4-2	—	1.83	59	44	17	12	19	55
1970	5-5	1-2	—	4.56	25.2	17	14	13	18	26
1971	12-10	7-3	—	1.07	84	57	25	10	33	93
1972	12-10	6-3	—	3.55	78.2	71	36	31	22	74
Total	39-31	18-10	—	2.40	247.1	189	92	66	92	248

MARK TEIXEIRA, 3B

Dick Howser Trophy, 2000
Consensus 1st-team All-America, 2000
2nd-team All-America, 1999
ACC Player of the Year, 2000

1st-team All-Atlantic Coast Conference, 1999, 2000
National Rookie of the Year, 1999
ACC Rookie of the Year, 1999

1st-team Academic All-America, 2000
Georgia Tech Hall of Fame, 2011

Year	G-GS	AB	R	H	Avg.	2B	3B	HR	RBI	SB
1999	58-58	225	61	87	.387	18	0	13	65	11
2000	66-66	241	104	103	.427	21	4	18	80	13
2001	16-16	62	13	26	.419	5	0	5	20	3
Total	140-140	528	178	216	.409	44	4	36	165	27

BRANDON THOMAS, OF

1st-team All-Atlantic Coast Conference, 2012
2nd-team Academic All-America, 2012
3rd-team Academic All-America, 2013
National finalist, Senior Class Award, 2013

Year	G-GS	AB	R	H	Avg.	2B	3B	HR	RBI	SB
2010	32-24	84	18	22	.262	4	3	0	13	5
2011	63-60	205	29	63	.307	12	2	3	29	19
2012	56-56	211	57	76	.360	15	5	5	44	12
2013	53-53	209	49	67	.321	15	4	1	30	9
Total	204-193	709	153	228	.322	46	14	9	116	45

MIKE THOMAS, 2B

All-Southeastern Conference, 1959

Year	G-GS	AB	R	H	Avg.	2B	3B	HR	RBI	SB
1959	28	103	21	36	.350	2	4	3	27	5
1960	23	70	14	16	.229	1	2	0	10	0
Total	51	173	35	52	.301	3	6	3	37	5

J.J. THOMAS, 1B-OF

Honorable Mention All-America, 1996
1st-team All-Atlantic Coast Conference, 1997
2nd-team All-Atlantic Coast Conference, 1995, 1996

Year	G-GS	AB	R	H	Avg.	2B	3B	HR	RBI	SB
1995	57-52	210	57	73	.348	18	0	13	46	3
1996	63-62	228	67	77	.338	17	1	21	68	5
1997	61-61	237	70	72	.304	13	1	22	70	9
Total	181-175	675	194	222	.329	48	2	56	184	17

CHARLIE THOMPSON, OF

All-Southeastern Conference, 1961

Year	G-GS	AB	R	H	Avg.	2B	3B	HR	RBI	SB
1960	13	25	4	6	.240	1	1	0	5	0
1961	22	72	11	26	.361	3	1	1	13	3
Total	35	97	15	32	.330	4	2	1	18	3

TOMMY THOMPSON, 1B

2nd-team All-America, 1979
2nd-team All-Atlantic Coast Conference, 1979
Georgia Tech Hall of Fame, 1986

Year	G-GS	AB	R	H	Avg.	2B	3B	HR	RBI	SB
1978	29	117	30	41	.350	5	1	10	35	1
1979	31	127	33	52	.409	7	1	14	51	3
1980	27	91	23	25	.275	2	0	6	24	0
1981	36	125	32	35	.280	5	0	11	33	0
Total	123	460	118	153	.333	19	2	41	143	4

TED TOMASOVICH, OF-P

NCAA All-District, 1968
Georgia Tech Hall of Fame, 1986

Year	G-GS	AB	R	H	Avg.	2B	3B	HR	RBI	SB
1966	9	11	2	3	.273	0	2	0	4	0
1967	9	21	3	7	.333	2	0	1	5	0
1968	30	113	25	43	.381	9	6	5	38	0
Total	48	145	30	53	.366	11	8	6	47	0

Year	G-GS	W-L	SV	ERA	IP	H	R	ER	BB	SO
1966	7-4	2-2	—	3.90	30	16	13	13	20	24
1967	6-6	3-2	—	3.40	45	38	23	17	12	42
1968	1-0	0-0	—	0.00	1	0	0	0	0	1
Total	14-10	5-4	—	3.55	76	54	36	30	32	67

CORY VANCE, P

3rd-team All-America, 2000
1st-team All-Atlantic Coast Conference, 2000
Freshman All-America, 1998

Year	G-GS	W-L	SV	ERA	IP	H	R	ER	BB	SO
1998	19-11	6-4	0	5.96	80	95	68	53	39	102
1999	18-17	9-3	1	4.43	103.2	118	60	51	50	103
2000	16-16	13-3	0	3.40	119	97	49	45	36	123
Total	53-44	28-10	1	4.43	302.2	310	177	149	125	328

JASON VARITEK, C

Golden Spikes Award winner, 1994
Dick Howser Trophy, 1994
Consensus 1st-team All-America, 1992, 1993, 1994
ACC Player of the Year, 1993
1st-team All-Atlantic Coast Conference, 1992, 1993, 1994
2nd-team All-Atlantic Coast Conference, 1991
Georgia Tech Hall of Fame, 2004

Year	G-GS	AB	R	H	Avg.	2B	3B	HR	RBI	SB
1991	63-61	225	42	67	.298	17	0	7	41	0
1992	62-62	212	54	86	.406	22	0	11	52	2
1993	61-61	228	78	92	.404	20	2	22	72	5
1994	67-67	249	87	106	.426	23	1	17	86	5
Total	253-251	914	261	351	.384	82	3	57	251	12

JEFF WATCHKO, P

2nd-team All-Atlantic Coast Conference, 2002

Year	G-GS	W-L	SV	ERA	IP	H	R	ER	BB	SO
2000	26-2	4-1	6	3.38	58.1	49	25	22	23	54
2001	31-0	1-3	6	3.31	35.1	34	14	13	18	35
2002	29-9	11-1	2	4.01	89.2	94	48	40	19	62
2003	29-1	3-3	5	4.62	48.2	50	25	25	21	41
Total	115-12	19-8	19	3.88	232	227	112	100	81	192

K.G. WHITE, OF

1st-team All-Atlantic Coast Conference, 1987, 1988
Georgia Tech Hall of Fame, 1997

Year	G-GS	AB	R	H	Avg.	2B	3B	HR	RBI	SB
1985	41-24	107	25	42	.392	7	1	4	26	1
1986	64-63	267	59	83	.311	14	3	8	39	26
1987	54-53	214	73	70	.327	13	3	16	51	34
1988	65-63	231	65	78	.338	16	0	18	55	28
Total	224-203	819	222	273	.333	50	7	46	171	89

MATT WIETERS, C

1st-team All-America, 2006, 2007
1st-team All-Atlantic Coast Conference, 2005, 2007
2nd-team All-Atlantic Coast Conference, 2006
Freshman All-America, 2005
ACC Rookie of the Year, 2005

Year	G-GS	AB	R	H	Avg.	2B	3B	HR	RBI	SB
2005	60-59	227	53	83	.366	17	1	10	68	1
2006	68-68	259	72	92	.355	20	0	15	71	3
2007	57-57	218	42	78	.358	17	2	10	59	2
Total	185-184	704	167	253	.359	54	3	35	198	6

Year	G-GS	W-L	SV	ERA	IP	H	R	ER	BB	SO
2005	26-0	3-3	6	2.85	41.0	40	17	13	10	32
2006	21-0	1-3	7	3.41	31.2	35	12	12	8	35
2007	12-1	1-4	3	7.53	14.1	16	12	12	6	16
Total	59-1	5-10	16	3.83	87.0	91	41	37	24	83

BILLY WILLIAMSON, OF

All-Southeastern Conference, 1961

Year	G-GS	AB	R	H	Avg.	2B	3B	HR	RBI	SB
1961	24	92	20	23	.250	3	4	2	20	4
1962	24	93	14	23	.247	2	2	0	14	2
1963	25	104	11	20	.192	2	0	0	11	1
Total	73	289	45	66	.228	7	6	2	45	7

KRIS WILSON, P-1B

1st-team All-America, 1997
1st-team All-Atlantic Coast Conference, 1997

Year	G-GS	AB	R	H	Avg.	2B	3B	HR	RBI	SB
1997	59-59	241	45	72	.299	14	1	5	43	3
Total	59-59	241	45	72	.299	14	1	5	43	3

TEAM RECORDS



BATTING RECORDS

TEAM

RUNS SCORED

Inning: 15, vs. Charleston Southern (4th inning), 3-2-99
Game: 41, vs. Earlham, 3-21-75
Game (both teams): 44, vs. Georgia State, 3-5-81 (Tech 35, GSU 9)
Season (most): 662 in 1987
Season (fewest): 72 in 1964
Season, per game (highest): 10.3 in 1984
Season, per game (lowest): 3.0 in 1964

MOST AT-BATS

Game: 59, vs. Earlham, 3-21-75
Season: 2,493 in 1986

MOST PLATE APPEARANCES

Inning: 20, vs. Charleston Southern (4th inning), 3-2-99
Game: 77, vs. Earlham, 3-21-75
Season: 2,933 in 1994

BATTING AVERAGE

Season (highest): .347 in 2001
Season (lowest): .217 in 1964

BASE HITS

Inning: 10 vs. Georgia State (8th), 4-12-94;
 Jacksonville State (3rd), 3-5-96;
 Oakland (4th), 2-28-01;
 Virginia Tech (1st) and (2nd), 5-14-05.
Game: 30, vs. Maryland, 3-28-85
Game (both teams): 43, vs. Georgia State, 3-5-81 (Tech 28, GSU 15);
 Wake Forest, 4-4-81 (Tech 24, WF 19)
Season (most): 833 in 2000
Season (fewest): 163 in 1953
Season, per game (highest): 12.7 in 2001
Season, per game (lowest): 7.0 in 1964

DOUBLES

Game: 8 vs. Rutgers, 3-6-99;
 at Wake Forest, 4-19-09
Game (both teams): 14, vs. New Orleans, 3-30-88 (GT 5, UNO 9)
Season (most): 164 in 1994
Season (fewest): 14 in 1964

TRIPLES

Game: 3, vs. Fairfield, 3-30-78;
 Georgia State, 4-25-84;
 Appalachian State, 3-9-94;
 Siena, 3-19-94;
 Georgia State, 4-12-94;
 N.C. State, 5-9-97;
 Cincinnati, 2-21-98;
 Georgia, 4-24-07;
 Mercer, 3-24-10;
 Georgia, 4-14-10
Game (both teams): 5, vs. Duke, 3-23-72
Season (most): 31 in 1994
Season (fewest): 1 in 1958, 1999

HOME RUNS

Game: 11, vs. Maryland, 3-28-85
Game (both teams): 12, vs. Maryland, 3-28-85;
 Mercer, 4-22-08
Season (most): 122 in 2010
Season (fewest): 3 in 1970
Season, per game (most): 1.98 in 2010
 (122 in 62 games)
Season, per game (fewest): 0.13 in 1970
 (3 in 24 games)

GRAND SLAM HOME RUNS

Game: 2, (last time vs. Georgia Southern, 4-16-08)
Season: 10 in 1998

TOTAL BASES

Game: 69, vs. Maryland, 3-28-85
Season (most): 1,345 in 1987
Season (fewest): 215 in 1953

RUNS BATTED IN

Game: 34, vs. Earlham, 3-21-75
Season (most): 602 in 1987
Season (fewest): 59 in 1964

STOLEN BASES

Game: 10 vs. Cincinnati, 3-25-21
Game (both teams): 11, vs. Elon, 3-24-84
Season: 144 in 1987
Season, per game (most): 2.22 in 1987
 (144 in 65 games)
Season, per game (fewest): 0.17 in 1958
 (4 in 24 games)

SLUGGING PERCENTAGE

Season (highest): .575 in 2010
Season (lowest): .295 in 1961

STRIKEOUTS

Game: 17, vs. Florida State, 4-16-05;
 vs. Virginia, 4-9-10
Season (most): 498 in 1997
Season (fewest): 124 in 1980

WALKS

Game: 19, vs. Hope, 3-25-78
Game (both teams): 27, vs. Wake Forest, 4-4-81
Season (most): 411 in 1990
Season (fewest): 64 in 1964

WALK-TO-STRIKEOUT RATIO

Season (best): 1.6-1 in 1983
 (353 walks, 221 strikeouts)
Season (worst): 0.4-1 in 1965
 (64 walks, 155 strikeouts)

RUNNERS LEFT ON BASE

Game (9 inn.): 18, vs. Virginia, 3-23-83;
 North Carolina, 5-14-97
Game (extra inn.): 20, vs. Wake Forest
 (12 innings), 4-4-81
Season (most): 587 in 1985

BATTERS HIT BY PITCH

Season (most): 88 in 2002
Season (fewest): 5 in 1964

SACRIFICE HITS

Season (most): 55 in 1993
Season (fewest): 4 in 1977

SACRIFICE FLIES

Game: 6 vs. Wake Forest, 4-14-95 *NCAA Record
Season (most): 46 in 2000
Season (fewest): 1 in 1964

GEORGIA TECH'S TRIPLE CROWN WINNERS


The following Georgia Tech players have led their teams in batting average, home runs and RBI in one season

Year	Player	HR	RBI	AVG
1958	Earl Moore	4	15	.287
1959	Roger Kaiser	4	32	.373
1960	George Inman	7	24	.360
1968	Ted Tomasovich	5	38	.381
1975	Frank Turner	2	30	.376
1991	Andy Bruce	*22	*96	.345
1992	Jason Varitek	11	52	.406
1993	Jason Varitek	*22	72	*.404
1994	Jay Payton	20	*102	*.434
1997	Mark Fischer	24	98	.354
1999	Mark Teixeira	13	65	.387

* Denotes school record




MOORE



KAISER



INMAN



TOMASOVICH



TURNER



BRUCE



VARITEK



PAYTON



FISCHER



TEIXEIRA

INDIVIDUAL

MOST GAMES PLAYED

Season: 71, Darren Bragg, 1990;
Andy Bruce, 1990
Career: 253, Jason Varitek, 1991-94

MOST AT-BATS

Game: 8, Bert Kizer vs. Earlham, 3-21-75;
Greg Woodward vs. Georgia State, 3-5-81;
Todd Moore vs. Wake Forest, 4-4-81;
Scott McIntyre vs. Washington, 5-30-94
Season: 297, Jay Payton, 1994
Career: 979, Victor Menocal, 1999-2002

BEST BATTING AVERAGE

Season (50-99 AB): .465, Bob Lusk, 1951
Season (100-199 AB): .500, Tom Angley, 1926
Season (200+ AB): .434, Jay Payton, 1994
Career (200+ AB): .436, Tom Angley, 1925-27

MOST RUNS SCORED

Game: 7, Frank Turner vs. Earlham, 3-21-75
Season: 104, Mark Teixeira, 2000
Career: 261, Jason Varitek, 1991-94

MOST BASE HITS

Game: 6, by K.G. White vs. Evansville, 3-6-87;
Jeremy Slayden vs. Duke, 5-24-03;
Chase Burnett vs. Presbyterian, 5-3-09;
Zane Evans at Clemson, 4-27-13
Season: 129, Jay Payton, 1994
Career: 351, Jason Varitek, 1991-94

MOST DOUBLES

Game: 3, Tom Angley vs. Auburn, 4-10-26;
Jim Giuliani vs. Hope, 3-27-76;
K.G. White vs. Piedmont, 3-10-87;
Nomar Garciaparra vs. UNC, 5-18-94;
Matt Saier vs. Duke, 4-7-95;
Mark Fischer vs. Georgia State, 4-2-96;
Scott Byers vs. Tulane, 5-25-96;
Mark Teixeira vs. Kent, 3-21-99;
Tyler Parker vs. Liberty, 3-15-00;
Jason Basil vs. NC State, 3-9-01;
Tyler Parker vs. Tennessee Tech, 2-17-02;
Steven Blackwood vs. Purdue, 3-17-04;
Steven Blackwood vs. NC State, 3-18-05;
Whit Robbins vs. Wofford, 5-16-06;
Tony Plagman at Wake Forest, 4-17-09;
Chase Burnett vs. Presbyterian, 5-3-09
Season: 27, Jay Payton, 1994
Career: 82, Jason Varitek, 1991-94

MOST TRIPLES

Game: 2, Jennings vs. Alabama, 4-25-23;
Tom Angley vs. Maryland, 4-15-25;
Bobby Reeves vs. Vanderbilt, 4-24-26;
Bobby Reeves vs. NC State, 4-28-26;
Duck McKee vs. Illinois, 4-19-30
Duck McKee vs. Mercer, 4-11-31;
Duck McKee vs. Mercer, 4-21-31;
Carl Waits vs. Clemson, 4-27-35;
Larry Elliott vs. Mercer, 5-12-72;
Scott Jordan vs. Ohio Northern, 3-5-83;
Greg Woodward vs. Virginia, 3-22-83;
Steve Newbern vs. Augusta, 4-11-83;
Nomar Garciaparra vs. App. State, 3-9-94;
Brad Stockton vs. Oakland, 2-27-01;
Richard Lewis vs. Charleston So., 5-5-01;
Luke Murton vs. Duke, 3-25-07;
Jeff Ussery vs. Georgia, 4-24-07;
Jeff Rowland vs. Missouri State, 2-20-10;
Kyle Wren vs. Kent State, 2-29-12
Season: 12, Jay Payton, 1993
Career: 22, Jay Payton, 1992-94

MOST HOME RUNS

Game: 3, Bobby Reeves vs. Auburn, 4-5-24;
Bobby Reeves vs. Alabama, 4-14-26;
Pete Geist vs. Ohio State, 3-21-84;
K.G. White vs. Wake Forest, 4-12-87;
Andy Bruce vs. Duke, 4-13-90;
Jason Varitek vs. N.C. State, 5-9-93;
Ryan Ritter vs. N.C. State, 5-14-95;
Scott Byers vs. Maryland, 5-3-96;
Luke Murton vs. Clemson, 5-27-06;
Chase Burnette vs. Presbyterian, 5-3-09
Season: 25, Anthony Maisano, 1990
Career: 57, Jason Varitek, 1991-94*
**Anthony Maisano hit 69 career home runs
(32 at Wake Forest, 37 at Georgia Tech)*

HOME RUNS IN CONSECUTIVE GAMES

Season: 8 games, Andy Bruce hit nine home runs
from March 2-10, 1991 *NCAA record

MOST GRAND SLAM HOME RUNS

Season: 4, Tyler Greene vs. Wake Forest (3-11-05, 3-13-05), Maryland (4-3-05), Virginia Tech (5-15-05);
Brad Feltes vs. Georgia State (3-25-08), Boston College (3-29-08), Georgia Southern (4-16-08), Maryland (4-20-08).

MOST RUNS BATTED IN

Game: 9, Pete Geist vs. Ohio State, 3-21-84;
Andy Bruce vs. Georgia, 3-21-94;
Chase Burnett vs. Presbyterian, 5-3-09
Season: 102, Jay Payton, 1994
Career: 251, Jason Varitek, 1994

MOST TOTAL BASES

Game: 18, Chase Burnett vs. Presbyterian, 5-3-09
Season: 224, Jay Payton, 1994
Career: 610, Jason Varitek, 1991-94

BEST SLUGGING PERCENTAGE

Season: .930, Tom Angley, 1926
Career: .763, Tom Angley, 1925-27

MOST STRIKEOUTS

Game: 5, Tucker Barr vs. Clemson, 5-10-96;
Danny Payne vs. Rutgers, 2-26-05;
Steven Blackwood vs. USF, 5-6-06.
Season: 80, J.J. Thomas, 1997
Career: 203, J.J. Thomas, 1995-97

TOUGHEST TO STRIKE OUT

Season (50-99 AB): 1/15.50,
Johnny Menger, 1957
Season (100-199 AB): 1/51.50,
Gary Newsom, 1980
Season (200+ AB): 1/19.14,
Carlton Fleming, 1991
Career (200+ AB): 1/17.72,
Carlton Fleming, 1990-92

MOST WALKS

Game: 5, Gary Newsom vs. Wake Forest, 4-4-81;
David Ivester vs. Maryland, 4-14-89;
Tucker Barr vs. Kent, 3-22-96
Season: 76, Jason Varitek, 1994
Career: 221, Darren Bragg, 1988-91
Season (IBB): 17, Mark Teixeira, 2000
Career (IBB): 34, Mark Teixeira, 1999-01

MOST STOLEN BASES

Game: 5, K.G. White vs. ETSU, 3-25-87;
Eric Patterson vs. Duke, 5-8-04
Season: 50, Ty Griffin, 1986
Career: 127, Ty Griffin, 1986-88
Most in season without being caught:
25, Nomar Garciaparra, 1992
Most consecutive successful steals:
35, Nomar Garciaparra, 1992-94

MOST SACRIFICE BUNTS

Season: 14, Ryan Ritter, 1993
Career: 22, Scott McIntyre, 1991-94

MOST SACRIFICE FLIES

Season: 11, Jason Basil, 2000
Career: 21, Jason Basil, 1998-01

MOST TIMES HIT BY PITCH

Season: 21, Derek Dietrich, 2010
Career: 55, Matthew Boggs, 1998-2002

LONGEST HITTING STREAKS

(All streaks of 20 games or more)

30 games, Victor Menocal, 2002
28 games, Carlton Fleming, 1990
27 games, Jay Payton, 1993
27 games, Richard Lewis, 2000
24 games, Riccardo Ingram, 1987
23 games, Scott Jordan, 1984
23 games, Tyler Greene, 2005
22 games, K.G. White, 1987
22 games, Jay Payton, 1994
21 games, J.J. Thomas, 1996
20 games, Ty Griffin, 1987
20 games, Derik Goffena, 2000
20 games, Kyle Wren, 2013

CONSECUTIVE GAMES REACHING BASE

80 games, Danny Payne, 2006-07
79 games, Scott Jordan, 1984-85
65 games, Jason Varitek, 1993-94
58 games, Mark Teixeira, 2000-01
56 games, Richard Lewis, 2000-01

CAREER BATTING LEADERS

BATTING AVERAGE

(Min. 200 at-bats)	H-AB	Avg.	Years
1. Tom Angley	127-291	.4364	1925-27
2. Doug Wycoff	108-255	.4235	1924-26
3. Mark Teixeira	216-528	.4091	1999-01
4. Scott Jordan	294-762	.3858	1982-85
5. Jason Varitek	351-914	.3840	1991-94
6. Richard Lewis	259-688	.3765	1999-01
7. Nomar Garciaparra	250-672	.3720	1992-94
8. Cam Bonifay	171-462	.3701	1971-74
9. Mike Fowler	175-474	.3692	1986-87
10. Riccardo Ingram	177-482	.3672	1985-87
11. Mark Fischer	271-741	.3657	1995-97
12. Jay Payton	287-785	.3656	1992-94
13. Matt Wieters	253-704	.3594	2005-07
14. Chris Morgan	143-402	.3557	1983-84
15. Heath Honeycutt	195-549	.3552	1996-98
16. Randy Carroll	80-226	.3540	1965-66
17. Doug Ibele	132-374	.3529	1976-79
18. Bryan Prince	278-788	.3528	1998-01
19. Michael Wolff	161-457	.3523	1990-92
20. Larry Elliott	132-375	.3520	1969-72

SLUGGING PERCENTAGE

(Min. 200 at-bats)	TB-AB	Pct.	Years
1. Tom Angley	222-291	.763	1925-27
2. Mark Teixeira	376-528	.712	1999-01
3. Doug Wycoff	177-255	.694	1924-26
4. Mike Fowler	321-474	.677	1986-87
5. Bobby Reeves	167-250	.668	1924-26
6. Jason Varitek	610-914	.667	1991-94
7. J.J. Thomas	442-675	.655	1995-97
8. Tommy Thompson	299-460	.650	1978-81
9. Mark Fischer	480-741	.648	1995-97
10. Anthony Maisano	276-432	.639	1989-90
11. Chase Burnette	167-250	.639	2008-10
12. Jay Payton	490-785	.624	1992-94
13. Riccardo Ingram	302-489	.618	1985-87
14. Pete Geist	350-568	.616	1983-85
15. Jeff Distasio	285-464	.614	1983-86
16. Scott Jordan	468-762	.614	1982-85
17. Andy Bruce	506-830	.610	1988-91
18. Matt Skole	415-681	.609	2009-11
19. Billy Parham	357-591	.604	1986-88
20. Nomar Garciaparra	405-672	.603	1992-94
21. Tony Plagman	513-858	.598	2007-10

TOUGHEST TO STRIKE OUT

(Most at-bats per K)	AB-K	AB/K	Years
1. Carlton Fleming	762-43	17.72	1990-92
2. Greg Woodward	441-25	17.64	1981-83
3. Gary Newsom	428-28	15.29	1980-82
4. Frank Turner	466-31	15.03	1973-76
5. Jay Payton	785-59	13.31	1992-94
6. Chris Morgan	402-32	12.56	1983-84
7. Jim Giuliani	356-30	11.87	1974-76
8. Nomar Garciaparra	672-62	10.84	1992-94
9. Bert Kizer	502-47	10.68	1974-77
10. Scott Byers	796-76	10.47	1993-96
11. Rick Lockwood	601-62	9.69	1980-83
12. Doug Ibele	374-39	9.59	1976-79
13. Keith Kerver	770-81	9.51	1984-87
14. David Boyd	344-37	9.30	1974-76
15. Mark Teixeira	528-58	9.10	1999-01
16. Mickey Langley	324-36	9.00	1975-78
17. Donnie Noggle	312-35	8.91	1965-67
18. Victor Menocal	979-111	8.82	1999-02
19. Clifton Remole	631-73	8.64	2002-04
20. Kyle Wren	795-99	8.03	2011-13

HITS

1. Jason Varitek	351	1991-94
2. Victor Menocal	327	1999-02
3. Scott Jordan	294	1982-85
4. Jason Basil	289	1998-01
5. Jay Payton	287	1992-94
6. Steven Blackwood	283	2003-06
7. Tony Plagman	282	2007-10
8. Brandon Hensley	281	1992-95
9. Andy Bruce	278	1988-91
Bryan Prince	278	1998-01
11. K.G. White	273	1985-88
13. Mark Fischer	271	1995-97
13. Steve Newbern	267	1982-85
Scott Byers	267	1993-96
15. Carlton Fleming	264	1990-92
16. Matthew Boggs	260	1998-02
17. Richard Lewis	259	1999-01
18. Ty Griffin	255	1986-88
Luke Murton	255	2006-09
20. Kyle Wren	254	2011-13
21. Matt Wieters	253	2005-07
22. Keith Kerver	252	1984-87
23. Darren Bragg	250	1988-91
Nomar Garciaparra	250	1992-94
25. Mott Hyde	248	2011-14

RUNS SCORED

1. Jason Varitek	261	1991-94
2. Scott Jordan	253	1982-85
3. Steve Newbern	242	1982-85
4. Darren Bragg	232	1988-91
5. K.G. White	222	1985-88
6. Ty Griffin	220	1986-88
Victor Menocal	220	1999-02
8. Tony Plagman	213	2007-10
Eric Patterson	205	2002-04
10. Danny Payne	201	2005-07
11. Matthew Boggs	198	1998-02
12. Carlton Fleming	196	1990-92
13. J.J. Thomas	194	1995-97
Jason Basil	194	1998-01
15. Andy Bruce	193	1988-91
16. Jeff Rowland	188	2008-10
17. Adam Leggett	186	1995-97
18. Jay Payton	185	1992-94
Mark Fischer	185	1995-97
20. Keith Kerver	183	1984-87
21. Derek Dietrich	182	2008-10
Richard Lewis	182	1999-01

RUNS BATTED IN

1. Jason Varitek	251	1991-94
2. Andy Bruce	232	1988-91
3. Jason Basil	230	1998-01
4. Steven Blackwood	221	2003-06
5. Mark Fischer	220	1995-97
6. Tony Plagman	219	2007-10
7. Bryan Prince	216	1998-01
8. Luke Murton	201	2006-09
9. Matt Wieters	198	2005-07
10. Darren Bragg	194	1988-91
11. Jay Payton	193	1992-94
12. Brandon Hensley	184	1992-95
J.J. Thomas	184	1995-97
14. Derek Dietrich	181	2008-10
Scott Byers	181	1993-96
16. Matt Skole	179	2009-11
17. Scott Jordan	176	1982-85
18. Walt McConnell	172	1983-85
19. K.G. White	171	1985-88
Jeremy Slayden	171	2002-05
21. Tyler Greene	167	2003-05
22. Nomar Garciaparra	166	1992-94
23. Mark Teixeira	165	1999-01
Daniel Palka	165	2011-13

HOME RUNS

1. Jason Varitek	57	1991-94
2. J.J. Thomas	56	1995-97
3. Tony Plagman	55	2007-10
4. Andy Bruce	52	1988-91
5. Luke Murton	47	2006-09
6. Matt Skole	47	2009-11
7. K.G. White	46	1985-88
8. Billy Parham	42	1986-88
Mark Fischer	42	1995-97
10. Daniel Palka	41	2011-13
Derek Dietrich	41	2008-10
Tommy Thompson	41	1978-81
13. Jason Basil	40	1998-01
Jeremy Slayden	40	2002-05
15. Anthony Maisano	37	1989-90
16. Scott Jordan	36	1982-85
Jeff Distasio	36	1983-86
Darren Bragg	36	1988-91
Jay Payton	36	1992-94
Mark Teixeira	36	1999-01
21. Eric McQueen	35	1996-99
Matt Wieters	35	2005-07
23. Jamie Sims	34	1982-85
Ryan Ritter	34	1993-95



VICTOR MENOCAL (left) and **JASON VARITEK** are the only two players in Tech history to record 300 base hits. Menocal collected his 327 hits in a school-record 979 at bats.

DOUBLES

1. Jason Varitek	82	1991-94
2. Scott Byers	70	1993-96
3. Jason Basil	66	1998-01
4. Luke Murton	61	2006-09
5. Steven Blackwood	60	2003-06
6. Nomar Garciaparra	58	1992-94
7. Tony Plagman	56	2007-10
8. Andy Bruce	54	1988-91
Brandon Hensley	54	1992-95
Victor Menocal	54	1999-02
Wes Hodges	54	2004-06
Matt Wieters	54	2005-07
Mott Hyde	54	2011-14
14. Bryan Prince	53	1998-01
15. Darren Bragg	52	1988-91
Brad Stockton	52	1998-01
17. Jay Payton	51	1992-94
18. Daniel Palka	50	2011-13
K.G. White	50	1985-88
20. J.J. Thomas	48	1995-97
21. Michael Sorrow	47	1993-96
22. Brandon Thomas	46	2010-13
Jamie Sims	46	1982-85
Scott Jordan	46	1982-85
25. Steve Newbern	45	1982-85
Keith Kerver	45	1984-87
Mark Fischer	45	1995-97
Danny Payne	45	2005-07

TRIPLES

1. Jay Payton	22	1992-94
2. Kyle Wren	19	2011-13
Mark Fischer	19	1995-97
4. Steve Newbern	15	1982-85
5. Brandon Thomas	14	2010-13
Nomar Garciaparra	14	1992-94
7. Cam Bonifay	13	1971-74
8. Bobby Reeves	12	1924-26
Duck McKee	12	1930-31
Eric Patterson	12	2002-04
Jeff Rowland	12	2008-10
12. Randy Rhino	11	1971-74
Michael Smith	11	1992-95
Ryan Ritter	11	1993-95
15. Randy Carroll	10	1965-66
Pete Geist	10	1983-85
Scott Jordan	10	1982-85
Carl Sitler	10	1984-87
Tom Green	10	1989-90
Anthony Byrd	10	1990-92
Michael Sorrow	10	1993-96

TOTAL BASES

1. Jason Varitek	610	1991-94
2. Tony Plagman	513	2007-10
3. Andy Bruce	506	1988-91
4. Jay Payton	490	1992-94
5. Jason Basil	481	1998-01
6. Mark Fischer	480	1995-97
7. K.G. White	475	1985-88
8. Scott Jordan	468	1982-85
9. Luke Murton	465	2006-09
10. J.J. Thomas	442	1995-97
11. Scott Byers	438	1993-96
12. Brandon Hensley	422	1992-95
13. Darren Bragg	420	1988-91
14. Victor Menocal	419	1999-02
15. Matt Wieters	418	2005-07
16. Matt Skole	415	2009-11
Steven Blackwood	414	2003-06
18. Derek Dietrich	412	2008-10
19. Daniel Palka	411	2011-13
Jeremy Slayden	406	2002-05
21. Nomar Garciaparra	405	1992-94
22. Bryan Prince	403	1998-01

STOLEN BASES

1. Ty Griffin	127	1986-88
2. Eric Patterson	124	2002-04
3. Scott Jordan	114	1982-85
4. K.G. White	89	1985-88
5. Steve Newbern	86	1982-85
6. Carlton Fleming	68	1990-92
7. Nomar Garciaparra	66	1992-94
Tyler Greene	66	2003-05
9. Danny Payne	64	2005-07
10. Kyle Wren	60	2011-13
11. Jeff Rowland	56	2008-10
Anthony Byrd	56	1990-92
13. Red Barron	54	1920-22
14. Darren Bragg	51	1988-91
15. Randy Rhino	46	1971-74
16. Brandon Thomas	45	2010-13
17. Michael Smith	44	1992-95
18. Jay Payton	43	1992-94
19. Matt Murton	42	2001-03
20. Jamie Sims	41	1982-85
Matthew Boggs	41	1998-02
22. Larry Maurer	40	1980-82
23. Adam Easterling	39	1994-97
24. Marty Durkin	37	1988-89
Tom Green	37	1989-90
Adam Leggett	37	1995-97

AT BATS

1. Victor Menocal	979	1999-02
2. Jason Varitek	914	1991-94
Mott Hyde	914	2011-14
4. Brandon Hensley	881	1992-95
5. Steven Blackwood	868	2003-06
6. Tony Plagman	858	2007-10
7. Andy Bruce	830	1988-91
8. Jason Basil	828	1998-01
9. K.G. White	819	1985-88
10. Luke Murton	814	2006-09
11. Scott Byers	796	1993-96
12. Kyle Wren	795	2011-13
13. Bryan Prince	788	1998-01
14. Jay Payton	785	1992-94
15. Steve Newbern	782	1982-85
16. Matthew Boggs	772	1998-02
Eric Patterson	772	2002-04
18. Keith Kerver	770	1984-87
19. Ty Griffin	767	1986-88
20. Scott Jordan	762	1982-85
Carlton Fleming	762	1990-92
22. Tyler Greene	753	2003-05

GAMES PLAYED

1. Jason Varitek	253	1991-94
2. Mott Hyde	252	2011-14
3. Victor Menocal	243	1999-02
4. Darren Bragg	242	1988-91
Brandon Hensley	242	1992-95
Steven Blackwood	242	2003-06
7. Tony Plagman	235	2007-10
8. Jason Basil	230	1998-01
9. Andy Bruce	228	1988-91
10. Matthew Boggs	227	1998-02
11. Luke Murton	225	2006-09
12. K.G. White	224	1985-88
13. Keith Kerver	221	1984-87
14. Brad Stockton	220	1998-01
15. Michael Sorrow	219	1993-96
16. Scott Byers	217	1993-96
17. Steve Newbern	210	1982-85
Bryan Prince	210	1998-01
19. Adam Easterling	206	1994-97
20. Brandon Thomas	204	2010-13
21. Carl Sitler	202	1984-87
Scott Jordan	202	1982-85

SEASON BATTING LEADERS

BATTING AVERAGE

(Min. 75 at-bats)	H-AB	Avg.	Year
1. Tom Angley	50-100	.500	1925
2. Bob Lusk	46-99	.465	1951
3. Doug Ibele	52-112	.464	1979
4. Doug Wycoff	43-98	.439	1926
5. Jay Payton	129-297	.434	1994
6. Mark Teixeira	103-241	.4274	2000
7. Nomar Garciaparra	117-274	.4270	1994
8. Riccardo Ingram	101-237	.4262	1987
9. Jason Varitek	106-249	.4257	1994
10. Bobby McCauley	35-84	.417	1954
11. Scott Jordan	94-226	.416	1985
12. Larry Elliott	59-143	.413	1971
13. Tommy Thompson	52-127	.409	1979
14. Scott Jordan	84-206	.408	1984
15. Doug Wycoff	33-81	.407	1925
16. Jason Varitek	86-212	.406	1992
17. Cam Bonifay	55-136	.4044	1971
18. Bobby Reeves	44-109	.4037	1926
19. Jason Varitek	92-228	.4035	1993
20. Mark Fischer	104-260	.400	1996

SLUGGING PERCENTAGE

(Min. 75 at-bats)	TB-AB	Pct.	Year
1. Tom Angley	93-100	.930	1926
2. Bobby Reeves	97-109	.890	1926
3. Doug Wycoff	81-98	.827	1926
4. Tom Angley	68-83	.819	1925
5. Tommy Thompson	103-127	.811	1979
6. Jason Varitek	182-228	.798	1993
7. Nomar Garciaparra	213-274	.777	1994
8. Mark Teixeira	186-241	.772	2000
9. Riccardo Ingram	179-237	.755	1987
10. Jay Payton	224-297	.754	1994
11. Bobby McCauley	71-95	.747	1955
12. Jason Varitek	182-249	.731	1994
13. Mark Fischer	187-257	.728	1997
14. Anthony Maisano	154-214	.720	1990
15. Scott Jordan	147-206	.714	1984
Luke Murton	147-206	.714	2009
17. Andy Bruce	177-249	.711	1991
18. Tony Plagman	169-239	.707	2010
19. Ted Tomasovich	79-113	.699	1968
20. J.J. Thomas	159-228	.697	1996

TOUGHEST TO STRIKE OUT

(Most at-bats per K)	AB-K	AB/K	Year
1. Gary Newsom	103-2	51.50	1980
2. Frank Turner	117-4	29.25	1975
Frank Turner	117-4	29.25	1976
4. Carlton Fleming	268-14	19.14	1991
5. Greg Woodward	133-7	19.00	1982
6. Doug Ibele	113-6	18.83	1977
7. Greg Woodward	145-8	18.13	1981
8. Carlton Fleming	249-14	17.79	1992
9. Jim Giuliani	123-7	17.57	1976
10. Nomar Garciaparra	274-16	17.13	1994
11. Carlton Fleming	245-15	16.33	1990
12. Greg Woodward	163-10	16.30	1983
13. Ken Bonifay, Sr.	127-8	15.88	1967
14. Johnny Menger	93-6	15.50	1957
Jay Payton	248-16	15.50	1992
16. Bert Kizer	123-8	15.38	1977
17. Jamie Sims	198-13	15.23	1984
18. Donnie Noggle	117-8	14.63	1967
19. Scott Byers	262-18	14.56	1996
20. Cam Bonifay	86-6	14.33	1973

HITS

1. Jay Payton	129	1994
2. Nomar Garciaparra	117	1994
3. Richard Lewis	109	2000
4. Jason Varitek	106	1994
Wes Hodges	106	2005
6. Mark Fischer	104	1996
Victor Menocal	104	2002
8. Mark Teixeira	103	2000
9. Victor Menocal	102	2001
10. Riccardo Ingram	101	1987
11. Keith Kerver	100	1986
Richard Lewis	100	2001
Tyler Greene	100	2005
14. Mike Fowler	99	1987
Bryan Prince	99	2000
Charlie Blackmon	99	2008
17. Kyle Wren	98	2013
Ryan Ritter	98	1995
19. Andy Bruce	97	1990
20. Jason Basil	96	2000
21. Darren Bragg	95	1990
Heath Honeycutt	95	1998
23. Scott Jordan	94	1985
Brandon Hensley	94	1994

RUNS SCORED

1. Mark Teixeira	104	2000
2. Riccardo Ingram	93	1987
3. Nomar Garciaparra	92	1994
4. Jason Varitek	87	1994
5. Darren Bragg	86	1991
6. Mike Fowler	84	1987
7. Ty Griffin	81	1988
8. Richard Lewis	79	2000
9. Jason Varitek	78	1993
Jay Payton	78	1994
11. Scott Jordan	77	1985
Richard Lewis	77	2001
Jeff Kindel	77	2006
14. Ryan Ritter	76	1995
Eric Patterson	76	2004
Tyler Greene	76	2005
17. Scott Jordan	75	1984
Mark Fischer	75	1997
Adam Leggett	75	1997
Jeff Rowland	75	2010
21. Steve Newbern	74	1985
Darren Bragg	74	1989
Jeremy Slayden	74	2002

RUNS BATTED IN

1. Jay Payton	102	1994
2. Riccardo Ingram	99	1987
3. Mark Fischer	98	1997
4. Andy Bruce	96	1991
5. Mike Fowler	87	1987
6. Jason Varitek	86	1994
7. Jason Basil	83	2000
8. Jeff Distasio	82	1986
9. Mark Teixeira	80	2000
10. Andy Bruce	78	1990
Tony Plagman	78	2010
12. Bryan Prince	77	2000
13. Chris Morgan	76	1984
14. Billy Parham	73	1988
Darren Bragg	73	1990
Nomar Garciaparra	73	1994
Tony Plagman	73	2009
Jake Davies	73	2012
19. Walt McConnell	72	1985
Jason Varitek	72	1993
Tyler Greene	72	2005
22. Heath Honeycutt	71	1998
Matt Wieters	71	2006

HOME RUNS

1. Anthony Maisano	25	1990
2. Mark Fischer	24	1997
3. Andy Bruce	22	1991
Jason Varitek	22	1993
J.J. Thomas	22	1997
6. J.J. Thomas	21	1996
Tony Plagman	21	2010
8. Billy Parham	20	1988
Luke Murton	20	2009
Jay Payton	20	1994
Ryan Ritter	20	1995
Matt Skole	20	2010
13. Jeff Distasio	19	1986
14. Mike Fowler	18	1987
Billy Parham	18	1987
K.G. White	18	1988
Mark Teixeira	18	2000
Jeremy Slayden	18	2002
19. Daniel Palka	17	2013
Riccardo Ingram	17	1987
Andy Bruce	17	1990
Matt Skole	17	2009
Jason Varitek	17	1994
24. Pete Geist	16	1984
Frank Bolick	16	1986
K.G. White	16	1987
Nomar Garciaparra	16	1994
Tony Plagman	16	2009
Tony Plagman	16	2008

SEASON BATTING LEADERS

DOUBLES

1. Jay Payton	27	1994
2. Nomar Garciaparra	26	1994
3. Mike Fowler	25	1987
Scott Byers	25	1995
Jason Basil	25	2000
Luke Murtin	25	2008
7. Jason Varitek	23	1994
Mark Fischer	23	1996
Jeff Kindel	23	2005
Jacob Esch	23	2011
11. Jim Giuliani	22	1976
Jason Varitek	22	1992
Brad Stockton	22	2000
Steven Blackwood	22	2004
15. Riccardo Ingram	21	1987
Darren Bragg	21	1991
Michael Wolff	21	1992
Scott Prather	21	1998
Jay Hood	21	1998
Bryan Prince	21	2000
Mark Teixeira	21	2000
Matt Gonzalez	21	2014

TRIPLES

1. Jay Payton	12	1993
Nomar Garciaparra	11	1994
3. Steve Newbern	9	1985
4. Bobby Reeves	8	1926
Randy Carroll	8	1965
Ty Griffin	8	1988
Daniel Spingola	8	2014
8. Duck McKee	7	1930
Donnie Noggle	7	1967
Anthony Byrd	7	1991
Mark Fischer	7	1995
Mark Fischer	7	1997
Jeff Rowland	7	2010
Kyle Wren	7	2011
15. Ted Tomasovich	6	1968
Tom Green	6	1989
Michael Smith	6	1992
Jay Payton	6	1992
Richard Lewis	6	2001
Kyle Wren	6	2012
Kyle Wren	6	2013
22. Duck McKee	5	1931
Brannon Bonifay	5	1971
Ray Giuliani	5	1982
Scott Jordan	5	1983
Andy Bruce	5	1990
Carlton Fleming	5	1991
Michael Sorrow	5	1995
Mark Fischer	5	1996
Heath Honeycutt	5	1997
Eric Patterson	5	2004
Brandon Thomas	5	2012

TOTAL BASES

1. Jay Payton	224	1994
2. Nomar Garciaparra	213	1994
3. Mark Fischer	187	1997
4. Mark Teixeira	186	2000
5. Jason Varitek	182	1993
Jason Varitek	182	1994
7. Mike Fowler	180	1987
8. Riccardo Ingram	179	1987
Mark Fischer	179	1996
10. Andy Bruce	178	1990
Ryan Ritter	178	1995
12. Andy Bruce	177	1991
13. Jason Basil	170	2000
14. Tony Plagman	169	2010
15. Chase Burnette	167	2010
16. Ty Griffin	164	1988
17. Billy Parham	162	1988
18. Jay Payton	161	1993
19. Jeremy Slayden	160	2002
20. J.J. Thomas	159	1996
Heath Honeycutt	159	1998
Matt Skole	159	2010

STOLEN BASES

1. Ty Griffin	50	1986
2. Eric Patterson	48	2004
3. Eric Patterson	41	2002
4. Scott Jordan	40	1985
5. Ty Griffin	39	1987
6. Ty Griffin	38	1988
7. Scott Jordan	36	1983
8. Anthony Byrd	35	1991
9. Eric Patterson	35	2003
10. K.G. White	34	1987
11. Nomar Garciaparra	33	1994
12. Scott Jordan	31	1984
Tyler Greene	31	2005
14. Steve Newbern	30	1984
15. Kyle Wren	28	2013
K.G. White	28	1988
17. Steve Newbern	26	1983
K.G. White	26	1986
Carlton Fleming	26	1991
20. Nomar Garciaparra	25	1992
Charlie Blackmon	25	2008

AT BATS

1. Jay Payton	297	1994
2. Anthony Byrd	285	1991
3. Victor Menocal	282	2002
4. Victor Menocal	280	2000
5. Nomar Garciaparra	274	1994
Richard Lewis	274	2000
7. Jeff Kindel	273	2006
8. Keith Kerver	272	1986
9. Brandon Hensley	270	1994
10. Tyler Green	269	2005
11. Carlton Fleming	268	1991
Jay Hood	268	1996
Victor Menocal	268	2001
14. K.G. White	267	1986
Andy Bruce	267	1990
Adam Leggett	267	1997
Wes Hodges	267	2005
18. Richard Lewis	266	2001
19. Billy Parham	264	1988
Eric Patterson	264	2004
21. Scott Byers	262	1996



ERIC PATTERSON is the only Georgia Tech player in school history to have two seasons with 40 or more stolen bases.

YEARLY BATTING LEADERS

BATTING AVERAGE

1951	Bob Lusk	.347
1952	Lewis Andrews	.321
1953	Bill Cohen	.400
1954	Bobby McCauley	.417
1955	Lane Akers	.354
1956	Lane Akers	.321
1957	Johnny Menger	.398
1958	Earl Moore	.287
1959	Roger Kaiser	.373
1960	George Inman	.360
1961	Charlie Thompson	.361
1962	John Gher	.319
1963	Mickey Carmack	.328
1964	Pete Caldwell	.286
1965	Randy Carroll	.376
1966	Randy Carroll	.330
1967	Donnie Noggle	.316
1968	Ted Tomasovich	.381
1969	Lloyd Harris;	
	Brannon Bonifay	.333
1970	Danny Clark	.327
1971	Larry Elliott	.413
1972	Cam Bonifay	.370
1973	Randy Rhino	.366
1974	Jim Stevens	.377
1975	Frank Turner	.376
1976	Jim Giuliani	.366
1977	Bert Kizer	.366
1978	Tommy Thompson;	
	Doug Ibele	.350
1979	Doug Ibele	.464
1980	Doug Blemker	.333
1981	Rick Lockwood	.362
1982	Rick Lockwood	.367
1983	Scott Jordan	.368
1984	Scott Jordan	.408
1985	Scott Jordan	.416
1986	Keith Kerver	.368
1987	Riccardo Ingram	.426
1988	Ty Griffin	.345
1989	Andy Bruce	.335
1990	Darren Bragg	.397
1991	Andy Bruce	.345
1992	Jason Varitek	.406
1993	Jason Varitek	.404
1994	Jay Payton	.434
1995	Ryan Ritter	.383
1996	Mark Fischer	.400
1997	Mark Fischer	.354
1998	Heath Honeycutt	.368
1999	Mark Teixeira	.387
2000	Mark Teixeira	.427
2001	Matt Murton	.385
2002	Victor Menocal	.369
2003	Mike Nickas	.333
2004	Steven Blackwood	.359
2005	Wes Hodges	.397
2006	Danny Payne	.356
2007	Danny Payne	.370
2008	Charlie Blackmon	.396
2009	Luke Murton;	
	Tony Plagman	.354
2010	Thomas Nichols	.376
2011	Matt Skole	.348
2012	Brandon Thomas	.360
2013	Zane Evans	.361
2014	Daniel Spingola	.319

RUNS BATTED IN

1951	Bob Lusk	32
1952	Chappell Rhino	16
1953	Clyde Young	13
1954	Larry Morris	25
1955	Bobby McCauley	33
1956	Lane Akers;	
	Dick Gookin	18
1957	Earl Moore	30
1958	Earl Moore	15
1959	Roger Kaiser	32
1960	George Inman	24
1961	Billy Williamson	20
1962	John Gher	21
1963	Richard Conliff;	
	Bob Sheridan	16
1964	Jimmy Adams	10
1965	W.J. Blane	23
1966	W.J. Blane	22
1967	Donnie Noggle	29
1968	Ted Tomasovich	38
1969	Lloyd Harris;	
	Floyd Harris;	
	Phil Cardwell	21

1970	Derrell Parker;	
	Brannon Bonifay;	
	David Glover	14
1971	Cam Bonifay	35
1972	Ray Giuliani	27
1973	Cam Bonifay	19
1974	H.F. Reagin	40
1975	Frank Turner	30
1976	Jim Giuliani	30
1977	Mickey Langley	41
1978	Gary Hardie	38
1979	Tommy Thompson	51
1980	Tommy Thompson;	
	David Trapani	24
1981	Tommy Thompson	31
1982	Rick Lockwood	55
1983	Rick Lockwood	67
1984	Chris Morgan	76
1985	Walt McConnell	72
1986	Jeff Distasio	92
1987	Riccardo Ingram	89
1988	Billy Parham	73
1989	Anthony Maisano	59
1990	Andy Bruce	78
1991	Andy Bruce	96
1992	Jason Varitek	52
1993	Jason Varitek	72
1994	Jay Payton	102
1995	Tucker Barr	70
1996	J.J. Thomas	68
1997	Mark Fischer	98
1998	Heath Honeycutt	71
1999	Mark Teixeira	65
2000	Jason Basil	83
2001	Jason Basil;	
	Richard Lewis	64
2002	Jeremy Slayden	66
2003	Matt Murton	56
2004	Steven Blackwood	66
2005	Tyler Greene	72
2006	Matt Wieters	71
2007	Matt Wieters	59
2008	Derek Dietrich	66
2009	Tony Plagman	73
2010	Tony Plagman	78
2011	Matt Skole	58
2012	Jake Davies	73
2013	Zane Evans;	
	Daniel Palka	66
2014	Matt Gonzalez	37

RUNS SCORED

1951	Bob Lusk	33
1952	Vaughn Dyer	22
1953	Jimmy Rogers;	
	Chappell Rhino	13
1954	Bobby McCauley	26
1955	Lane Akers	33
1956	Johnny Menger	25
1957	Lane Akers	29
1958	Doug Veazey	19
1959	Doug Veazey	27
1960	George Inman	29
1961	Billy Williamson	20
1962	Doug Cook	19
1963	Mickey Carmack;	
	Richard Conliff	14
1964	Jimmy Adams	16
1965	Randy Carroll	24
1966	Randy Carroll	21
1967	W.J. Blane	23
1968	Phil Caldwell;	
	Floyd Harris;	
	Ronnie King	27
1969	Bobby Gibson	31
1970	Dennis Davis	17
1971	Brannon Bonifay	36
1972	Larry Elliott	36
1973	Dick Steed	42
1974	Cam Bonifay	49
1975	Frank Turner	34
1976	Bert Kizer	30
1977	Bert Kizer	37
1978	Doug Ibele	38
1979	Doug Ibele	41
1980	Tommy Thompson	23
1981	Todd Moore	36
1982	Gary Newsom	49
1983	Scott Jordan	68
1984	Scott Jordan	75
1985	Scott Jordan	77
1986	Frank Bolick	72
1987	Riccardo Ingram	93
1988	Ty Griffin	81

1989	Darren Bragg	74
1990	Carlton Fleming	67
1991	Darren Bragg	86
1992	Carlton Fleming	67
1993	Jason Varitek	78
1994	Nomar Garciaparra	92
1995	Ryan Ritter	76
1996	J.J. Thomas	67
1997	Mark Fischer;	
	Adam Leggett	75
1998	Heath Honeycutt	70
1999	Mark Teixeira	61
2000	Mark Teixeira	103
2001	Richard Lewis	77
2002	Jeremy Slayden	74
2003	Matt Murton	64
2004	Eric Patterson	76
2005	Tyler Greene	76
2006	Jeff Kindel	77
2007	Danny Payne	68
2008	Charlie Blackmon	68
2009	Jeff Rowland	66
2010	Jeff Rowland	75
2011	Kyle Wren	57
2012	Brandon Thomas	57
2013	Daniel Palka	55
2014	Daniel Spingola	45

HITS

1951	Bob Lusk	46
1952	Vaughn Dyer	23
1953	Jimmy Rogers	23
1954	Bobby McCauley	35
1955	Lane Akers	35
1956	Lane Akers;	
	Johnny Menger	26
1957	Lane Akers;	
	Bobby Dover	38
1958	Earl Moore	25
1959	Roger Kaiser	41
1960	Bobby Dews	35
1961	Roger Kaiser	29
1962	John Gher	29
1963	Richard Conliff	26
1964	Jimmy Adams	24
1965	Randy Carroll	44
1966	Randy Carroll	36
1967	Donnie Noggle	37
1968	Ted Tomasovich	43
1969	Bobby Gibson	36
1970	Larry Elliott	26
1971	Larry Elliott	59
1972	Larry Elliott	42
1973	Randy Rhino	37
1974	Randy Brown	49
1975	Frank Turner	44
1976	Jim Giuliani;	
	Bert Kizer	45
	Bert Kizer	45
1977	Tommy Thompson;	
	Doug Ibele	41
1978	Tommy Thompson;	
	Doug Ibele	52
1979	Doug Ibele	52
1980	Gary Newsom	31
1981	Rick Lockwood	51
1982	Rick Lockwood	66
1983	Scott Jordan	74
1984	Scott Jordan	84
1985	Scott Jordan	94
1986	Keith Kerver	100
1987	Riccardo Ingram	101
1988	Ty Griffin	90
1989	Andy Bruce	86
1990	Andy Bruce	97
1991	Carlton Fleming	92
1992	Carlton Fleming	89
1993	Jason Varitek	92
1994	Jay Payton	129
1995	Ryan Ritter	98
1996	Mark Fischer	104
1997	Mark Fischer/	
	Adam Leggett	91
1998	Heath Honeycutt	95
1999	Mark Teixeira	87
2000	Richard Lewis	109
2001	Victor Menocal	102
2002	Victor Menocal	104
2003	Matt Murton	74
2004	Steven Blackwood	92
2005	Wes Hodges	106
2006	Jeff Kindel;	
	Matt Wieters	92
2007	Danny Payne	81

2008	Charlie Blackmon	99
2009	Tony Plagman	87
2010	Chase Burnette	85
2011	Kyle Wren	90
2012	Sam Dove	86
2013	Kyle Wren	98
2014	Daniel Spingola	82

AT BATS

1951	Chappell Rhino	104
1952	Charlie Brannon	85
1953	Chappell Rhino	86
1954	Lane Akers	89
1955	Lane Akers	99
1956	Johnny Menger	98
1957	Bobby Dover	115
1958	Doug Veazey	90
1959	Jerry Meyer	116
1960	Bobby Dews	116
1961	Roger Kaiser	95
1962	Billy Williamson	93
1963	Billy Williamson	104
1964	Jimmy Adams	94
1965	Randy Carroll	117
1966	Randy Carroll	109
1967	Ken Bonifay;	
	Roy Jarrett	127
1968	Floyd Harris	136
1969	Floyd Harris	118
1970	Larry Elliott	96
1971	Dick Steed	151
1972	Dick Steed	129
1973	Randy Brown	104
1974	Randy Brown	148
1975	Frank Turner	117
1976	Bert Kizer	139
1977	Steve Davison	135
1978	Steve Davison	118
1979	Steve Davison	132
1980	Gary Newsom	103
1981	Todd Moore	165
1982	Gary Newsom	185
1983	Scott Jordan;	
	Rick Lockwood	201
1984	Pete Geist	225
1985	Carl Stiller	240
1986	Keith Kerver	272
1987	Mike Fowler	259
1988	Billy Parham	264
1989	Andy Bruce	257
1990	Andy Bruce	267
1991	Anthony Byrd	285
1992	Carlton Fleming	249
1993	Jay Payton	240
1994	Jay Payton	297
1995	Ryan Ritter	256
1996	Jay Hood	268
1997	Adam Leggett	267
1998	Heath Honeycutt	258
1999	Mark Teixeira	225
2000	Victor Menocal	280
2001	Victor Menocal	268
2002	Victor Menocal	282
2003	Eric Patterson	248
2004	Eric Patterson	264
2005	Tyler Greene	269
2006	Jeff Kindel	273
2007	Danny Payne	219
2008	Charlie Blackmon	250
2009	Jeff Rowland	247
2010	Chase Burnette	250
2011	Kyle Wren	265
2012	Kyle Wren	258
2013	Kyle Wren	272
2014	Daniel Spingola	257

STOLEN BASES

1953	Bob Hudson;	
	Larry Morris;	
	Bobby McCauley	2
1954	Bobby McCauley	8
1955	Larry Morris	9
1956	Johnny Menger;	
	Toppy Vann	4
1957	Bobby Dover	9
1958	Four Players	1
1959	Jerry Meyer;	
	Mike Thomas	5
1960	Bobby Dews	8
1961	Billy Williamson;	
	Roger Kaiser	4
1962	John Gher	9
1963	Bob Sheridan	3
1964	Jimmy Adams	7

TOP TEN TEAMS

BATTING AVERAGE

1.	.347	2001
2.	.342	2000
3.	.341	1987
4.	.341	1984
5.	.337	1994

RUNS

1.	662	1987
2.	634	1994
3.	604	2000
4.	594	2006
5.	593	2005

RUNS PER GAME

1.	10.3	1984
2.	10.2	1987
3.	9.8	1983
4.	9.5	1994
	9.5	2001

DOUBLES

1.	164	1994
2.	163	1987
3.	156	2006
4.	151	2000
5.	149	1992
	149	2002
	149	2004

TRIPLES

1.	31	1994
2.	29	1993
3.	28	1992
	28	1991
5.	26	2010

HOME RUNS

1.	122	2010
2.	119	1987
3.	111	2009
4.	107	1988

YEARLY BATTING LEADERS

2006	Danny Payne	20
2007	Danny Payne	20
2008	Charlie Blackmon	25
2009	Jeff Rowland	21
2010	Jeff Rowland	13
2011	Brandon Thomas	19
2012	Brandon Thomas	16
2013	Kyle Wren	28
2014	Daniel Spingola	15

DOUBLES

1951	Bob Lusk	9
1952	Leon Hardeman	5
1953	Bill Cohen;	
	Chappell Rhino	3
1954	Larry Morris	6
1955	Johnny Menger	7
1956	Dick Gookin	4
1957	Bobby Dover	7
1958	Jack Robertson;	
	Bud Blemker	4
1959	Jerry Meyer	7
1960	Jerry Meyer	5
1961	Roger Kaiser	5
1962	John Gher;	
	Ben Ferguson	5
1963	Mickey Carmack	4
1964	Pete Caldwell;	
	Dick Emerson	3
1965	Randy Carroll	7
1966	W.J. Blane	9
1967	Donnie Noggle	7
1968	Ted Tomasovich	9
1969	Lloyd Harris;	
	Bobby Gibson;	
	Floyd Harris	6
1970	Dennis Davis	4
1971	Larry Elliott	12
1972	Dick Steed	11
1973	Jack Helinger	9
1974	Bert Kizer	12
1975	Frank Turner;	
	Jim Giuliani	9
1976	Jim Giuliani	22
1977	Bert Kizer	10
1978	Gary Hardie	9
1979	Mike Macon	9
1980	Ray Cooney	8
1981	Todd Moore	10
1982	Rick Lockwood	12
1983	Rick Lockwood	19
1984	Scott Jordan	17
1985	Pete Geist	19
1986	Mike Fowler	18
1987	Mike Fowler	25
1988	Pat McGuire	17
1989	Andy Bruce;	
	Marty Durkin;	
	Anthony Maisano	14
1990	Andy Bruce	20
1991	Darren Bragg	21
1992	Jason Varitek	22
1993	Jason Varitek	20
1994	Jay Payton	27
1995	Scott Byers	25
1996	Mark Fischer	23
1997	Adam Leggett	17
1998	Scott Prather;	
	Jay Hood	21
1999	Mark Teixeira;	
	Jason Basil	18
2000	Jason Basil	25
2001	Victor Menocal	18
2002	Victor Menocal	20
2003	Jeremy Slayden	18
2004	Steven Blackwood	22
2005	Jeff Kindel	23
2006	Matt Wieters;	
	Wes Hodges	20
2007	Danny Payne	20
2008	Luke Murton	25
2009	Tony Plagman	18
2010	Chase Burnette	19
2011	Jacob Esch	23
2012	Daniel Palka	19
2013	Mott Hyde	18
2014	Matt Gonzalez	21

TRIPLES

1951	Dick Harvin	4
1952	Vaughn Dyer	4
1953	Jimmy Rogers;	
	Chappell Rhino	3
1954	Charlie Brannon	3

1955	Bill Cohen;	
	Bobby Dover;	
	Johnny Menger	2
1956	Lane Akers	4
1957	Lane Akers;	
	Ted Thomas	3
1958	Joe Chambers	1
1959	Roger Kaiser;	
	Mike Thomas	4
1960	Bob Sheridan	5
1961	Billy Williamson	4
1962	John Gher	5
1963	Jimmy Adams;	
	Richard Conliff;	
	Bob Sheridan	2
1964	Jimmy Adams	3
1965	Randy Carroll	8
1966	Pete Caldwell	3
1967	Donnie Noggle	7
1968	Ted Tomasovich	6
1969	Lloyd Harris	4
1970	Derrell Parker	3
1971	Brannon Bonifay	5
1972	Ray Giuliani	5
1973	Randy Rhino;	
	Cam Bonifay	4
1974	Randy Brown	4
1975	Randy Rhino	4
1976	Glen Mize	2
1977	Mickey Langley;	
	Steve Davison	3
1978	Doug Ibele	4
1979	Rich Robbins	3
1980	Ray Cooney	4
1981	Rick Lockwood;	
	Todd Moore	3
1982	Gary Newsom	4
1983	Scott Jordan	5
1984	Pete Geist/Carl Sittler	4
1985	Steve Newbern	9
1986	Frank Bolick	4
1987	Riccardo Ingram;	
	Carl Sittler;	
	K.G. White	3
1988	Ty Griffin	8
1989	Tom Green	6
1990	Andy Bruce	5
1991	Anthony Byrd	7
1992	Michael Smith;	
	Jay Payton	6
1993	Jay Payton	12
1994	Nomar Garciaparra	11
1995	Mark Fischer	7
1996	Mark Fischer	5
1997	Mark Fischer	7
1998	Derik Goffena	3
1999	Eric McQueen	1
2000	Mark Teixeira;	
	Brad Stockton	4
2001	Richard Lewis	6
2002	Tyler Parker	4
2003	Jeremy Slayden;	
	Eric Patterson	4
2004	Eric Patterson	5
2005	Tyler Greene	3
2006	Danny Payne;	
	Whit Robbins;	
	Jeff Kindel;	
	Michael Fisher	1
2007	Danny Payne;	
	Luke Murton	3
2008	Charlie Blackmon	3
2009	Derek Dietrich;	
	Jeff Rowland	4
2010	Jeff Rowland	7
2011	Kyle Wren	7
2012	Kyle Wren	6
2013	Kyle Wren	6
2014	Daniel Spingola	8

HOME RUNS

1951	Dick Harvin	4
1952	Vaughn Dyer;	
	Charlie Brannon	2
1953	Bobby McCauley	2
1954	Larry Morris	5
1955	Bobby McCauley	11
1956	Lane Akers;	
	Bobby Dover	3
1957	Earl Moore	5
1958	Earl Moore	4
1959	Roger Kaiser;	
	George Inman	4
1960	George Inman	7

TEAM BATTING STATISTICS SINCE 1952

Year	G	(W-L-T)	AB	R	RPG	H	Avg.	2B	3B	HR	RBI	SLG%	BB	SO	AB/SO	SB	FLD%
2014	64	(37-27)	2212	316	4.9	611	.276	110	21	21	292	.373	208	437	5.06	53	.974
2013	64	(37-27)	2244	414	6.5	683	.304	117	24	58	385	.455	257	449	5.00	77	.973
2012	64	(38-26)	2245	405	6.3	661	.294	127	17	53	379	.437	246	426	5.27	80	.961
2011	63	(42-21)	2231	406	6.4	677	.303	132	17	48	377	.442	263	456	4.89	67	.966
2010	62	(47-15)	2198	563	9.1	716	.326	129	26	122	519	.575	313	486	4.52	57	.972
2009	58	(38-19-1)	2090	501	8.6	658	.315	111	16	111	479	.543	276	412	5.07	52	.965
2008	62	(41-21)	2149	454	7.3	661	.308	133	13	92	416	.510	232	490	4.39	84	.969
2007	57	(32-25)	1998	394	6.9	585	.293	114	18	50	358	.443	299	425	4.70	65	.966
2006	68	(50-18)	2414	594	8.7	768	.318	156	4	90	551	.498	361	471	5.13	51	.964
2005	64	(45-19)	2354	592	9.3	783	.333	151	10	71	550	.496	363	465	5.06	78	.966
2004	65	(44-21)	2399	571	8.8	766	.319	149	13	71	509	.481	317	452	5.31	106	.972
2003	62	(44-18)	2186	466	7.5	647	.296	115	20	74	413	.468	279	480	4.60	107	.961
2002	68	(52-16)	2427	560	8.2	800	.330	149	18	66	503	.487	296	425	5.71	130	.962
2001	61	(41-20)	2237	578	9.5	776	.347	127	19	74	525	.520	286	322	6.95	68	.960
2000	66	(50-16)	2439	604	9.1	833	.342	151	17	79	536	.515	275	348	7.01	71	.963
1999	58	(38-20)	2029	436	7.5	635	.313	107	1	65	390	.463	284	367	5.53	83	.955
1998	63	(41-22)	2243	540	8.6	687	.306	147	16	103	482	.524	337	463	4.84	63	.959
1997	61	(46-15)	2238	568	9.3	718	.321	111	24	91	507	.514	319	498	4.49	103	.955
1996	64	(40-24)	2293	508	7.9	734	.320	143	15	97	458	.522	287	397	5.78	64	.966
1995	60	(38-22)	2162	545	9.1	710	.328	131	25	82	492	.526	317	427	5.06	36	.965
1994	67	(50-17)	2455	634	9.5	828	.337	164	31	93	577	.543	367	407	6.03	85	.968
1993	61	(47-14)	2098	460	7.5	647	.308	112	29	71	408	.491	278	338	6.21	87	.960
1992	64	(45-19)	2199	450	7.0	692	.315	149	28	50	398	.476	296	347	6.33	100	.956
1991	68	(42-26)	2354	549	8.1	734	.312	147	28	75	486	.494	364	372	6.33	114	.961
1990	71	(46-25)	2325	547	7.7	719	.309	118	18	95	492	.498	411	424	5.48	80	.959
1989	64	(38-26)	2137	477	7.5	642	.300	108	17	67	414	.461	357	450	4.75	70	.944
1988	69	(45-24)	2370	531	7.7	708	.299	125	24	107	468	.507	367	477	4.97	139	.947
1987	65	(51-14)	2351	662	10.2	801	.341	163	12	119	602	.572	358	416	5.65	144	.949
1986	68	(45-23)	2493	541	8.0	775	.311	121	16	90	480	.481	358	380	6.56	129	.954
1985	62	(42-19-1)	2221	553	8.9	733	.333	137	20	82	475	.520	283	300	7.40	108	.959
1984	55	(36-19)	2023	567	10.3	690	.341	123	20	87	515	.551	307	278	7.28	106	.940
1983	53	(38-15)	1864	518	9.8	617	.331	111	20	70	459	.525	353	221	8.43	113	.942
1982	49	(29-20)	1628	361	7.4	474	.291	65	12	53	314	.443	297	237	6.87	83	.949
1981	38	(14-24)	1348	277	7.3	392	.291	53	12	53	243	.466	222	189	7.13	35	.937
1980	27	(8-19)	911	161	6.0	242	.266	34	10	25	149	.407	163	124	4.59	27	.935
1979	31	(15-16)	1085	254	8.2	341	.314	53	11	54	229	.533	148	167	6.50	28	.944
1978	29	(14-15)	1027	225	7.8	295	.287	36	9	34	207	.439	148	159	6.46	30	.960
1977	30	(18-12)	1031	205	6.8	290	.286	51	14	24	184	.428	146	125	8.25	25	.952
1976	34	(12-22)	1134	181	5.3	301	.265	75	7	20	154	.397	148	130	8.72	14	.942
1975	29	(12-17)	971	204	7.0	262	.269	46	12	11	173	.376	153	154	6.31	38	.931
1974	37	(20-17)	1253	266	7.2	384	.306	78	14	26	229	.453	190	183	6.85	46	.951
1973	28	(20-6-2)	861	139	5.0	231	.268	41	10	15	119	.391	132	141	6.11	41	.951
1972	31	(21-10)	1015	188	6.1	293	.289	59	19	10	151	.414	159	143	7.10	29	.963
1971	37	(31-6)	1191	237	6.4	346	.291	57	21	11	196	.401	—	—	—	—	.954
1970	24	(17-7-1)	783	122	5.1	187	.239	21	15	3	110	.315	—	—	—	—	.965
1969	28	(16-12)	977	193	6.9	270	.276	34	21	13	158	.394	172	159	6.14	24	.955
1968	34	(21-13)	1136	237	7.0	329	.281	51	19	19	204	.418	205	156	7.28	25	.941
1967	32	(21-11)	1049	186	5.8	271	.258	31	17	15	163	.363	163	167	6.28	33	.968
1966	30	(14-16)	959	149	5.0	226	.236	34	15	13	131	.343	153	161	5.96	15	.953
1965	30	(20-8-2)	983	169	5.6	257	.261	41	17	21	143	.401	151	170	5.70	34	.944
1964	24	(9-15)	774	72	3.0	168	.217	14	8	11	59	.298	64	155	4.90	31	.946
1963	27	(9-18)	922	133	4.9	214	.232	21	11	14	116	.324	118	169	5.46	12	—
1962	24	(8-16)	817	125	5.2	203	.248	20	13	8	100	.334	—	—	—	24	—
1961	24	(6-16-2)	906	128	5.3	197	.244	21	11	9	110	.295	—	—	—	17	—
1960	25	(14-11)	874	180	7.2	233	.267	26	17	15	163	.387	—	—	—	23	—
1959	28	(17-9-2)	963	178	6.4	272	.275	32	17	18	164	.407	150	157	6.13	18	.922
1958	24	(7-17)	781	119	5.0	179	.229	23	1	15	101	.319	—	—	—	4	.925
1957	27	(18-8-1)	938	189	7.0	267	.285	37	20	18	152	.424	124	138	6.80	27	.950
1956	23	(11-12)	763	128	5.6	186	.244	21	11	12	105	.347	94	125	6.10	17	.958
1955	24	(15-9)	847	201	8.4	251	.296	34	11	20	173	.433	131	128	6.62	33	.944
1954	23	(9-13-1)	757	141	6.1	202	.267	22	12	10	116	.367	—	—	—	19	.933
1953	21	(8-13)	708	94	4.5	163	.230	19	9	5	82	.304	113	133	5.32	11	.901
1952	20	(8-11-1)	687	129	6.5	172	.250	20	16	8	99	.361	125	91	7.55	23	—
Boldface indicates led ACC																	

CAREER PITCHING LEADERS

BEST WINNING PERCENTAGE

(Min. 10 wins)	Record	Pct.	Years
1. Ed LaFitte	18-2	.900	1906-07
2. Scott Erwin	25-3	.893	1986-89
3. Mike Schisler	22-3	.880	1970-73
4. L.J. Yankosky	25-4	.862	1994-98
5. Al Gogolin	23-4	.852	1992-94
6. John Horn	11-2	.846	1983-85
7. Bud Moore	15-3	.833	1966-68
Philip Perry	10-2	.833	2000-04
Jared Hyatt	15-3	.833	2004-07
Andrew Robinson	10-2	.833	2007-10
11. Brad Rigby	35-8	.814	1992-94
12. Andrew Kown	13-3	.813	2002-04
13. Kyle Bakker	25-6	.806	2001-03
14. Deck McGuire	28-7	.800	2008-10
Mark Pope	24-6	.800	2009-11
16. Kris Wilson	25-7	.781	1995-97
17. Chris Goodman	17-5	.773	2002-03
18. Blake Wood	22-7	.759	2004-06
19. Craig Day	24-8	.750	1903-06
Micah Owings	18-6	.750	2003-04
Lee Hyde	18-6	.750	2004-06

EARNED RUN AVERAGE

(Min. 100 innings)	ER/IP	ERA	Years
1. Mike Schisler	54/246.2	1.97	1970-73
2. Gary Steele	41/163.1	2.26	1968-70
3. Bud Blemker	60/233.2	2.31	1957-59
4. Mike Sorrow	66/247.1	2.40	1969-72
5. Bud Moore	48/172.1	2.51	1966-68
6. Brett Binkley	55/176	2.81	1991-93
7. Bill Pridgen	43/136.1	2.84	1971-72
8. Jeff Payne	41/124	2.98	1965-67
9. Jim Robinson	62/186.1	2.99	1964-66
10. Mark Pope	73/219.1	3.00	2009-11
11. Brad Rigby	114/339.1	3.02	1992-94
12. Phil Hudson	60/175	3.09	1967-70
13. Al Gogolin	89/258	3.10	1992-94
14. Buck Farmer	132/380.1	3.12	2010-13
15. Jim Poole	68/188	3.26	1985-88
16. Deck McGuire	106/291	3.28	2008-10
Ed Chambless	60/163.1	3.31	1958-60
18. Jerry Owen	68/180.1	3.39	1967-70
19. Chris Myers	94/246.1	3.43	1992-94
20. Alex Cruz	55/144.0	3.44	2012-14

STRIKEOUTS PER NINE INNINGS

(Min. 100 innings)	K/IP	K/9	Years
1. Jim Poole	263/188	12.59	1985-88
2. Ed LaFitte	242/189.1	11.50	1906-07
3. Scott Prather	197/162.1	10.92	1996-98
4. Brad Rigby	397/339.1	10.53	1992-94
5. Jed Bradley	254/234.0	10.43	2009-11
6. Jason Neighborgall	115/101	10.25	2003-05
7. Bud Blemker	257/233.2	9.90	1957-59
8. Brad Rulon	160/146.2	9.82	2005-08
9. Chuck Crowder	377/346.2	9.79	1997-99
10. Cory Vance	328/302.2	9.75	1998-00
11. Brett Binkley	190/176	9.72	1991-93
12. Deck McGuire	306/291	9.46	2008-10
13. Jared Hyatt	150/144	9.37	2004-07
Marc Pisciotta	275/264	9.37	1989-91
15. Buck Farmer	387/380.1	9.16	2010-13
16. Mike Sorrow	248/247.1	9.02	1969-72
17. Keith Fleming	266/269.2	8.88	1983-86
18. Rich Thieme	114/116	8.84	1995-97
19. Doug Creek	458/472	8.73	1988-91
20. David Elder	283/292	8.72	1995-97

WALKS PER NINE INNINGS

(Min. 100 innings)	BB/IP	BB/9	Years
1. Chris Goodman	36/168.1	1.92	2002-03
2. Mark Pope	53/219.1	2.17	2009-11
3. Kyle Bakker	69/273	2.27	2001-03
4. Brian Burks	75/289.1	2.33	2001-04
5. Kris Wilson	89/328.2	2.437	1995-97
6. Bill Pridgen	37/136.1	2.443	1971-72
7. Eddie Burns	44/153.1	2.58	2005-08
8. Chris Myers	73/246.1	2.67	1991-94
9. Andrew Kown	50/166	2.71	2002-04
10. Jim Robinson	57/186.2	2.75	1964-66
11. Mike Schisler	76/246.2	2.77	1970-73
12. Jed Bradley	73/234	2.81	2009-11
13. Blake Wood	79/252	2.82	2004-06
14. Micah Owings	64/201.1	2.86	2003-04
15. Buck Farmer	121/380.1	2.87	2010-13
16. David Duncan	87/272.1	2.88	2006-08
17. Jeff Payne	40/124	2.90	1965-67
18. Mike Hostetler	96/282.2	3.06	1989-91
19. Aaron Walker	36/104.1	3.11	2001-04
20. Bob Patton	76/219	3.12	1954-57

VICTORIES

1. Doug Creek	41	1988-91
2. Brad Rigby	35	1992-94
3. Buck Farmer	33	2010-13
Chuck Crowder	33	1996-99
5. Kevin Brown	28	1984-86
David Elder	28	1995-97
Cory Vance	28	1998-00
Deck McGuire	28	2008-10
9. Brian Burks	27	2001-04
10. Roger Kinard	26	1984-87
11. Marc Pisciotta	25	1989-91
Scott Erwin	25	1986-89
Kris Wilson	25	1995-97
L.J. Yankosky	25	1994-98
Kyle Bakker	25	2001-03
16. Craig Day	24	1903-06
Mark Pope	24	2009-11
18. Todd Shiver	23	1984-87
Al Gogolin	23	1992-94
20. Mike Schisler	22	1970-73
Jerry Bass	22	1974-77
Keith Fleming	22	1983-86
Sam Drake	22	1987-89
John Davis	22	1987-90
Mike Hostetler	22	1989-91
Brent Colson	22	1990-92
Blake Wood	22	2004-06

GAMES PITCHED

1. Chris Myers	125	1991-94
2. Jim Poole	120	1985-88
3. Brad Rulon	117	2005-08
4. Jeff Watchko	115	2000-03
5. Keith Fleming	111	1983-86
6. Jase Wrigley	103	1995-98
7. Andrew Robinson	98	2007-10
Brian Burks	93	2001-04
9. Dusty Isaacs	89	2011-14
10. Brett Binkley	82	1991-93
Jared Hyatt	82	2004-07
12. Aaron Walker	76	2001-04
13. Joe Wise	74	1987-90
Doug Creek	74	1988-91
15. George Shirilla	73	1981-85
16. Chuck Crowder	73	1996-99
17. John Davis	72	1987-90
Mike Hostetler	72	1989-91
19. Buck Farmer	68	2010-13
20. Jordan Crews	67	2002-05
Ryan Turner	67	2004-07
22. David Elder	66	1995-97
L.J. Yankosky	66	1994-98

INNINGS PITCHED

1. Doug Creek	472	1988-91
2. Buck Farmer	380.1	2010-13
3. Chuck Crowder	346.2	1996-99
4. Brad Rigby	339.2	1992-94
5. Kevin Brown	329	1984-86
6. Kris Wilson	328.2	1995-97
7. Roger Kinard	323	1984-87
8. Jerry Bass	310	1974-77
9. Cory Vance	302.2	1998-00
10. Stu Rogers	299.1	1981-84
11. David Elder	292	1995-97
12. Deck McGuire	291	2008-10
13. Brent Colson	290.2	1990-92
14. Brian Burks	289.1	2001-04
15. John Davis	283.1	1987-90
16. Mike Hostetler	282.2	1989-91
17. Todd Shiver	276.2	1984-87
18. Kyle Bakker	273	2001-03
19. David Duncan	272.1	2006-08
20. Keith Fleming	269.2	1983-86

STRIKEOUTS

1. Doug Creek	458	1988-91
2. Brad Rigby	397	1992-94
3. Buck Farmer	387	2010-13
4. Chuck Crowder	377	1996-99
5. Cory Vance	328	1998-00
6. Deck McGuire	306	2008-10
7. Jerry Bass	294	1974-77
8. David Elder	283	1995-97
9. Marc Pisciotta	275	1989-91
10. Kyle Bakker	274	2001-03
11. Roger Kinard	272	1984-87
12. Kris Wilson	270	1995-97
13. Keith Fleming	266	1983-86
14. Jim Poole	263	1985-88
15. Sam Drake	256	1987-89
Brent Colson	256	1990-92
17. John Davis	254	1987-90
Jed Bradley	254	2009-11
19. Kevin Brown	249	1984-86
20. Mike Sorrow	248	1969-72
21. Chuck Crowder	247	1996-98
22. Mike Hostetler	242	1989-91

CAREER PITCHING LEADERS

COMPLETE GAMES

1. Craig Day	20	1903-06
Bud Blemker	20	1957-79
3. Jerry Bass	17	1974-77
Mike Sorrow	17	1969-71
5. Ed LaFitte	16	1906-07
Doug Creek	16	1988-91
7. Kevin Brown	15	1984-86
8. Mike Schisler	12	1970-73
Mike Hostettler	12	1989-91
10. Ed Chambless	11	1958-60
Solomon	11	1903
DeWitt Poole	11	1904
13. Stu Rogers	10	1981-84
Phil Hudson	10	1967-70
Bob Patton	10	1954-57
16. Danny McGregor	9	1954-57
17. Roger Kinard	8	1984-87
Cory Vance	8	1998-00
19. Scott Erwin	7	1986-89
Al Gogolin	7	1992-94
Chuck Crowder	7	1996-99

SAVES

1. Jim Poole	22	1985-88
2. Keith Fleming	21	1983-86
3. Chris Myers	20	1991-94
4. Jeff Watchko	19	2000-03
5. Brett Binkley	18	1991-93
6. Tucker Barr	17	1994-96
Matt Wieters	16	2005-07
8. Brian Burks	13	2001-04
9. Mike Hostettler	12	1989-91
Luke Bard	12	2010-12
11. Brad Rulon	11	2005-08
12. Zane Evans	10	2011-13
Andrew Robinson	10	2007-10
14. Jase Wrigley	9	1995-98
Chris Hicks	9	2006-08
Mark Pope	9	2009-11
17. Sam Clay	8	2013-14
18. Andy Mitchell	7	1998-01
Dusty Isaacs	7	2011-14
20. L.J. Yankosky	6	1994-98
21. Alan Walker	5	1980-82
Joe Wise	5	1987-90
Rhett Parrott	5	1999-01

SHUTOUTS

1. Mark Pope	4	2009-11
2. Bill Pridgen	3	1971-72
Jerry Bass	3	1974-77
Stu Rogers	3	1980-84
Chuck Crowder	3	1996-99
5. Mike Schisler	2	1970-73
Doug Creek	2	1988-91
Al Gogolin	2	1992-94
Kris Wilson	2	1995-97
Kyle Bakker	2	2001-03

MISC. PITCHING RECORDS

TEAM

INNINGS PITCHED

Season: 619.1 in 1986

COMPLETE GAMES

Season (most): 18 in 1991
Season (fewest): 0 in 2006, 2009, 2014

SHUTOUTS

Season (most): 8 in 1906, 1971, 1997
Most Consecutive: 3 in 1971
Most Consecutive Shutout Innings: 27
(Milligan, 3-28-72, through Hillsdale, 4-3-72)
Most Consecutive Games Without a Shutout:
112 (Stetson, 4-1-78 through Georgia, 5-7-81)

SAVES

Season (most): 18 in 2006, 2014
Season (fewest): 3 in 1974, 1975, 1981

EARNED RUN AVERAGE

Season (lowest): 2.60 in 1973
Season (highest): 8.44 in 1953

RELIEF APPEARANCES

Season (most): 187 in 2004
Season (fewest): 21 in 1967

RUNS ALLOWED

Inning: 18 vs. LSU (7th), 5-26-96
Game: 29 vs. LSU, 5-26-96
Season (most): 422 in 1995
Season (fewest): 85 in 1970

EARNED RUNS ALLOWED

Inning: 18 vs. LSU (7th), 5-26-96
Game: 29 vs. LSU, 5-26-96
Season (most): 350 in 1995
Season (fewest): 70 in 1973

HITS ALLOWED

Inning: 13 vs. LSU (7th), 5-26-96
Game: 25 vs. Clemson, 4-17-83
Season (most): 660 in 2006
Season (fewest): 183 in 1970

HITS PER 9 INNINGS

Season (highest): 11.58, 1980 (304/236.1 inn.)
Season (lowest): 7.36, 1971 (258/315.2 inn.)

STRIKEOUTS

Game (10 inn.): 20 vs. Vanderbilt, 4-23-10
Game (9 inn.): 19 vs. Earlham, 3-21-75;
Augusta, 4-23-89
Season (most): 618 in 1998
Season (fewest): 87 in 1954

STRIKEOUTS PER 9 INNINGS

Season (highest): 10.00, 1998 (618/556 inn.)
Season (lowest): 3.30, 1978 (95/259.1 inn.)

HOME RUNS ALLOWED

Game: 7 vs. North Carolina, 4-3-94
Season (most): 70 in 1983, 1998
Season (fewest): 4 in 1970

WALKS

Game: 15, vs. Armstrong State, 2-26-86
Season (most): 416 in 1986
Season (fewest): 82 in 1964

WALKS PER 9 INNINGS

Season (highest): 8.03, 1961 (176/197.1 inn.)
Season (lowest): 2.54, 2002 (171/606.2 inn.)

STRIKEOUT-TO-WALK RATIO

Season (best): 2.90-1, 2002 (496 K/171 BB)
Season (worst): 0.62-1, 1961 (109 K/176 BB)

WILD PITCHES

Season (most): 81 in 1991

HIT BATSMEN

Season (most): 72 in 2002

INDIVIDUAL

RELIEF APPEARANCES

Season: 45, Jim Poole, 1988
Career: 119, Jim Poole, 1985-88;
Chris Myers, 1991-94

INNINGS PITCHED

Game: 14, Henry Collier vs. Georgia, 5-21-10

EARNED RUN AVERAGE

Season (min. 50 IP): 1.07, Mike Sorrow, 1971
Career (min. 100 IP): 1.97, Mike Schisler, 1970-73

STRIKEOUTS

Inning: 4, Ed LaFitte vs. Georgia (1st), 5-19-06;
Brad Rigby vs. Ga. Southern (7th), 5-8-94;
Kyle Bakker (1st) vs. Coastal Carolina, 2-22-02
Game: (9 inn.): 19, Jerry Bass vs. Earlham, 3-21-75
(10 inn.): 19, Ed LaFitte vs. Mercer, 4-13-07
(11 inn.): 20, Doc Wilson vs. Vandy, 4-23-10

FEWEST EARNED RUNS ALLOWED

Season (min. 50 IP): 7, Jerry Owen, 1967;
Mike Schisler, 1970
Career (min. 100 IP): 33, Joe Chambers, 1960-61

FEWEST RUNS ALLOWED

Season (min. 50 IP): 8, Mike Schisler, 1970;
Sam Clay, 2014
Career (min. 100 IP): 48, Larry Livingston, 1970-73

FEWEST HITS ALLOWED

Season (min. 50 IP): 27, Butch Crook, 1966
Career (min. 100 IP): 54, Ted Tomasovich, 1966-68

FEWEST WALKS ALLOWED

Season (min. 50 IP): 10, Mike Schisler, 1970
Career (min. 100 IP): 20, Joe Chambers, 1960-62

MOST HIT BATSMEN

Game: 5, Eddie Burns vs. USF, 5-6-07
Season: 23, Eddie Burns, 2008
Career: 38, Eddie Burns, 2005-08

MOST WILD PITCHES

Game: 4, John Davis vs. Clemson, 4-13-88;
Marc Pisciotto vs. Duke, 4-14-90
Season: 21, Brad Rigby, 1994
Career: 55, Doug Creek, 1988-91

SEASON PITCHING LEADERS

BEST WINNING PERCENTAGE

(Min. 5 wins)	Record	Pct.	Year
1. Scott Erwin	13-0	1.000	1988
2. Mike Schisler	9-0	1.000	1973
3. Bud Blemker	8-0	1.000	1957
Mike Schisler	8-0	1.000	1971
5. Lee Hyde	6-0	1.000	2006
6. John Horn	5-0	1.000	1984
Brad Rulon	5-0	1.000	2006
8. Brad Rigby	13-1	.929	1993
9. L.J. Yankosky	11-1	.917	1998
Jeff Watchko	11-1	.917	2002
11. Andrew Kown	10-1	.909	2004
Blake Wood	10-1	.909	2005
13. Bill Pridgen	8-1	.889	1971
Al Gogolin	8-1	.889	1993
Jared Hyatt	8-1	.889	2007
Deck McGuire	8-1	.889	2008
Mark Pope	8-1	.889	2010
18. Bud Moore	7-1	.875	1967
Jerry Bass	7-1	.875	1974
Matt Saier	7-1	.875	1995
21. Kyle Bakker	13-2	.867	2002
22. Kris Wilson	12-2	.857	1997
Jim Thorsten	6-1	.857	1979
24. Brent Colson	11-2	.846	1992
Deck McGuire	11-2	.846	2009
25. Chappell Rhino	5-1	.833	1953
Ed Chambless	5-1	.833	1960
Bud Moore	5-1	.833	1968
Mark Pope	5-1	.833	2009
Jim Zauderer	5-1	.833	1974
Keith Fleming	5-1	.833	1983
John Davis	5-1	.833	1987
Rich Thieme	5-1	.833	1997
Brian Burks	5-1	.833	2003

EARNED RUN AVERAGE

(Min. 40 innings)	ER/IP	ERA	Year
1. Mike Sorrow	10/84	1.07	1971
2. Sam Clay	8/57.0	1.26	2014
3. Mike Schisler	13/86.1	1.355	1973
4. Bud Blemker	11/72.2	1.362	1957
5. Jerry Priestley	8/42	1.71	1966
6. Mike Schisler	7/36.2	1.72	1970
7. Mark Pope	22/113.2	1.74	2011
8. Bud Moore	16/81.1	1.77	1967
9. Gary Steele	12/60.2	1.78	1969
10. Brett Binkley	18/90	1.80	1992
11. Mike Sorrow	12/59	1.831	1969
12. Alex Cruz	15/72.2	1.832	2012
13. Jeff Payne	14/68.2	1.835	1967
14. Chris Myers	17/80.2	1.90	1993
15. Dusty Isaacs	13/61.0	1.92	2014
16. Jim Poole	16/71	2.03	1988
17. Phil Hudson	22/94	2.106	1968
18. Jim Robinson	15/64	2.109	1966
19. Bill Pridgen	16/65.2	2.193	1971
20. Brad Rulon	12/49.0	2.204	2006
21. Devin Stanton	19/76.1	2.24	2014
22. Bud Blemker	24/95	2.27	1959
23. Keith Fleming	18/70.1	2.30	1986
24. Jim Robinson	15/58	2.33	1965

STRIKEOUTS PER NINE INNINGS

(Min. 50 innings)	K/IP	K/9	Year
1. Jim Poole	113/71	14.32	1988
2. Jason Neighborgall	72/53	12.22	2005
3. Brad Rigby	132/98.2	12.04	1993
4. Keith Fleming	91/70.1	11.64	1986
5. Brad Rigby	184/143	11.58	1994
6. Ed LaFitte	97/75.2	11.54	1907
7. Ed LaFitte	145/113.2	11.48	1906
8. Cory Vance	102/80	11.475	1998
9. Bud Blemker	121/95	11.46	1959
10. Jim Poole	90/71	11.41	1987
11. Scott Prather	98/77.2	11.36	1998
12. Buck Hall	83/67	11.15	1993
13. Doc Wilson	94/76	11.13	1910
14. Brett Binkley	69/58	10.71	1993
15. Deck McGuire	118/100.1	10.59	2009
16. Butch Crook	61/52	10.56	1966
17. Marc Pisciotta	74/63.2	10.46	1990
18. David Elder	123/106.1	10.41	1996
19. Sam Drake	82/72.1	10.20	1989
20. Kyle Schmidt	80/71.2	10.05	2002

WALKS PER NINE INNINGS

(Min. 50 innings)	BB/IP	BB/9	Year
1. Mark Pope	13/78.2	1.49	2010
2. Kyle Bakker	24/134.2	1.60	2002
3. Chris Myers	15/80.2	1.67	1993
4. Chris Goodman	16/81.2	1.76	2002
5. Ryan Turner	15/75.2	1.78	2007
6. Jeff Watchko	19/89.2	1.91	2002
Mark Pope	24/113.2	1.91	2011
8. Jeff Payne	15/68.2	1.97	1967
9. Mike Schisler	19/86.1	1.98	1973
10. Blake Wood	24/106.1	2.03	2005
11. Brian Burks	13/57.1	2.04	2003
12. Bill Pridgen	15/65.2	2.06	1971
13. Chis Goodman	20/86.2	2.08	2003
14. Chris Myers	13/55	2.13	1992
15. Micah Owings	21/88	2.15	2003
16. Eddie Burns	17/70.1	2.18	2007
17. Brian Burks	23/94.1	2.194	2004
18. Kris Wilson	24/98.1	2.197	1996
19. Brian Burks	25/102.1	2.199	2002
20. Joe Chambers	13/52	2.25	1960
21. David Albert	24/95.1	2.27	1993
22. Kris Wilson	30/118.1	2.28	1997
23. Andrew Kown	13/50.1	2.32	2003

VICTORIES

1. Brad Rigby	14	1994
2. Scott Erwin	13	1988
Marc Pisciotta	13	1991
Brad Rigby	13	1993
Cory Vance	13	2000
Kyle Bakker	13	2002
7. Ed LaFitte	12	1906
Roger Kinard	12	1987
Mike Hostetler	12	1990
Al Gogolin	12	1994
Kris Wilson	12	1997
Chuck Crowder	12	1998
13. Kevin Brown	11	1986
Craig Day	11	1905
Sam Drake	11	1987
Doug Creek	11	1990
Doug Creek	11	1991
Brent Colson	11	1992
Buck Farmer	11	2011
Deck McGuire	11	2009
Mark Pope	11	2011
L.J. Yankosky	11	1998
Jeff Watchko	11	2002
Blake Wood	11	2006
25. Jerry Bass	10	1977
Kevin Brown	10	1985
Keith Fleming	10	1985
Todd Shiver	10	1987
Doug Creek	10	1989
David Elder	10	1995
Chuck Crowder	10	1996
Chuck Crowder	10	1999
Brian Burks	10	2002
Andrew Kown	10	2004
Blake Wood	10	2005

GAMES PITCHED

1. Jim Poole	45	1988
2. Brett Binkley	39	1993
Chris Myers	39	1993
4. Jim Poole	38	1987
5. Brad Rulon	37	2006
6. Keith Fleming	36	1986
7. Brad Rulon	34	2008
8. Mike Hostetler	33	1989
Andrew Robinson	33	2008
10. Zach Brewster	32	2009
Chris Myers	32	1992
12. Jim Poole	31	1986
Jeff Watchko	31	2001
Sam Clay	31	2014
15. Marc Pisciotta	30	1990
Jase Wrigley	30	1998
Jordan Crews	30	2005
Alex Cruz	30	2012
19. Shane McGill	29	1994
Jeff Watchko	29	2002
Jeff Watchko	29	2003
Brad Rulon	29	2007
Jared Hyatt	29	2007
Dusty Isaacs	29	2014
25. Keith Fleming	28	1984
Joe Wise	28	1988
Tim Gustafson	28	2005
Jase Wrigley	28	1997

SEASON PITCHING LEADERS

NO HITTERS

NO-HITTERS BY TECH PITCHERS

Pitcher	Opponent	Date	Score	IP	H	R	ER	BB	SO	Comment
Jimmy Robinson	Jacksonville	3-23-1965	W, 8-1	9	0	1	1	1	9	Walk, HBP, WP aided in Jacksonville run
Jerry Bass	Earlham	3-21-1975	W, 41-0	9	0	0	0	3	19	Single-game K mark, NCAA record for win margin
Stu Rogers	Ball State	3-1-1983	W, 12-0	7	0	0	0	3	8	Capped three-game sweep
Roger Roddy	E. Tenn. St.	3-24-1987	W, 15-0	7	0	0	0	0	8	Three Tech errors, game called by rain

NO-HITTERS BY OPPOSING PITCHERS

Spencer Love	Vanderbilt	4-25-1907	L, 0-6	9	0	0	0	2	10	None of the 4 GT runners advanced past first base
Tom Philpot	Georgia	5-10-1919	L, 0-8	9	0	0	0	1	6	Only three baserunners (HBP, walk, error)
Don Woeltjen	Georgia	5-3-1963	L, 0-5	9	0	0	0	0	11	Only perfect game ever pitched against Tech
Nelson Gibson/Charles Watson	Clemson	5-6-1967	L, 0-3	9	0	0	0	—	—	Tigers committed three errors

INNINGS PITCHED

1. Brad Rigby	143	1994
2. Al Gogolin	139.1	1994
3. Kevin Brown	137	1985
4. Doug Creek	136.2	1991
5. Kevin Brown	136	1986
6. Kyle Bakker	134.2	2002
7. Mike Hostetler	130.1	1990
8. Roger Kinar	130	1987
9. Doug Creek	126	1990
10. Chuck Crowder	124.2	1998
11. Marc Pisciotta	122.1	1991
12. Jerry Bass	119.2	1977
13. Cory Vance	119	2000
14. Brent Colson	118.2	1992
15. Kris Wilson	118.1	1997
16. David Albert	117.2	1992
17. Chuck Crowder	117	1999
18. Doug Creek	115.1	1989
19. Blake Wood	114.2	2006
20. Scott Erwin	114	1988
21. Ed LaFitte	113.2	1906
22. Mark Pope	113.2	2011
23. Buck Farmer	113.1	2013
24. Craig Day	113	1905
25. Steve Kelly	112.2	2001
Deck McGuire	112.2	2010

STRIKEOUTS

1. Brad Rigby	184	1994
2. Ed LaFitte	145	1906
3. Chuck Crowder	133	1998
4. Brad Rigby	132	1993
5. Chuck Crowder	130	1999
6. Doug Creek	128	1991
7. Doug Creek	126	1990
8. Marc Pisciotta	124	1991
Al Gogolin	124	1994
10. David Elder	123	1996
Cory Vance	123	2000
12. Buck Farmer	122	2013
Kevin Brown	122	1986
14. Jerry Bass	121	1977
Bud Blemker	121	1959
16. Deck McGuire	118	2009
Deck McGuire	118	2010
18. Doug Creek	116	1989
19. Kyle Bakker	115	2002
Buck Farmer	115	2012
21. Jim Poole	113	1988
22. Micah Owings	112	2004
23. Roger Kinar	111	1987
24. L.J. Yankosky	110	1998
25. Jed Bradley	106	2011
Scott Erwin	106	1988
Buck Farmer	106	2011
28. Brent Colson	105	1992

COMPLETE GAMES

1. Craig Day	12	1905
2. Solomon	11	1903
DeWitt Poole	11	1904
Ed LaFitte	11	1906
5. Jerry Bass	10	1977
6. Craig Day	9	1906
Bud Blemker	9	1959
8. Doc Wilson	8	1910
Bud Moore	8	1967
Kevin Brown	8	1985
11. Craig Day	7	1904
Henry Collier	7	1910
Phil Hudson	7	1968
Mike Schisler	7	1973
Doug Creek	7	1990
16. Scroup Enloe	6	1925
Snead	6	1925
Bud Blemker	6	1957
Bill Pridgen	6	1972
Mike Hostetler	6	1990
Mike Hostetler	6	1991
David Albert	6	1992

SAVES

1. Brett Binkley	14	1993
2. Tucker Barr	12	1995
3. Mike Hostetler	11	1989
4. Jim Poole	10	1987
5. Jim Poole	9	1988
Chris Hicks	9	2008
7. Keith Fleming	8	1986
Chris Myers	8	1992
Mark Pope	8	2009
Brian Burks	8	2003
Andrew Robinson	8	2010
Luke Bard	8	2011
Sam Clay	8	2014
14. Keith Fleming	7	1984
Chris Myers	7	1994
Matt Wieters	7	2006
Brad Rulon	7	2008
Zane Evans	7	2012
Dusty Isaacs	7	2014
20. Jeff Watchko	6	2000
Jeff Watchko	6	2001
Matt Wieters	6	2005



KEVIN BROWN pitched Georgia Tech to ACC Championships in 1985, 1986 and 1987.

YEARLY PITCHING LEADERS

STRIKEOUTS

1953	Dave Redford	44
1954	Bob Patton	26
1955	Danny McGregor	35
1956	Bob Patton	32
1957	Bud Blemker	72
1958	Bud Blemker	66
1959	Bud Blemker	121
1960	Ed Chambliss	73
1961	Harry Davis	32
1962	Don Shi	38
1963	Ron Scharf	37
1964	Jimmy Robinson	36
1965	Jimmy Robinson	49
1966	Butch Crook	61
1967	Jeff Payne	74
1968	Phil Hudson	80
1969	Mike Sorrow	55
1970	Mike Schisler	42
1971	Mike Sorrow	93
1972	Mike Sorrow	74
1973	Mike Schisler	69
1974	Jerry Bass	42
1975	Jerry Bass	66
1976	Rodney Hudlow	79
1977	Jerry Bass	121
1978	Bart Campbell	30
1979	Jim Thorsten	29
1980	Mike Gentry	26
1981	Richard O'Brien	48
1982	John Jett	57
1983	Stu Rogers	72
1984	Keith Fleming;	
	Stu Rogers	44
1985	Kevin Brown	95
1986	Kevin Brown	122
1987	Roger Kinard	111
1988	Jim Poole	113
1989	Doug Creek	116
1990	Doug Creek	126
1991	Doug Creek	128
1992	Brent Colson	105
1993	Brad Rigby	132
1994	Brad Rigby	184
1995	Kris Wilson	101
1996	David Elder	123
1997	Kris Wilson	103
1998	Chuck Crowder	133
1999	Chuck Crowder	130
2000	Cory Vance	123
2001	Steve Kelly	93
2002	Kyle Bakker	115
2003	Kyle Bakker	80
2004	Micah Owings	112
2005	Blake Wood	74
2006	Blake Wood	95
2007	David Duncan	86
2008	David Duncan	74
2009	Deck McGuire	118
2010	Deck McGuire	118
2011	Jed Bradley	
	Buck Farmer	106
2012	Buck Farmer	115
2013	Buck Farmer	122
2014	Sam Clay	
	Josh Hedding	64

STRIKEOUTS/9 INNINGS

1953	Dave Redford	6.71
1954	Dave Redford	4.44
1955	Danny McGregor	5.00
1956	Bob Patton	6.22
1957	Bud Blemker	8.92
1958	Bud Blemker	9.00
1959	Bud Blemker	11.46
1960	Ed Chambliss	9.43
1961	John Hawkins	4.75
1962	Don Shi	8.42
1963	Don Shi	7.14
1964	Jimmy Robinson	5.04
1965	Larry Zimmer	8.26
1966	Butch Crook	10.56
1967	Jeff Payne	9.77
1968	Phil Hudson	7.66
1969	Mike Sorrow	8.39
1970	Mike Schisler	10.31
1971	Mike Sorrow	9.96
1972	Mike Sorrow	8.46

1973	Greg Baldwin	7.27
1974	Jerry Bass	6.83
1975	Jerry Bass	8.57
1976	Jerry Bass	8.91
1977	Jerry Bass	9.10
1978	Bart Campbell	6.98
1979	Steve Davison	7.46
1980	Eric Perry	5.32
1981	Stu Rogers	6.79
1982	Alan Walker	7.88
1983	Keith Fleming	8.87
1984	Keith Fleming	8.88
1985	John Stewart	11.57
1986	Jim Poole	11.77
1987	Jim Poole	11.41
1988	Jim Poole	14.32
1989	Sam Drake	10.20
1990	Marc Pisciotta	10.46
1991	Marc Pisciotta	9.12
1992	Brett Binkley	8.90
1993	Brad Rigby	12.04
1994	Brad Rigby	11.58
1995	Tucker Barr	13.02
1996	Scott Prather	11.37
1997	Rich Thieme	9.87
1998	Cory Vance	11.47
1999	Chuck Crowder	10.00
2000	Cory Vance	9.30
2001	Kyle Bakker	9.73
2002	Kyle Schmidt	10.05
2003	Brian Burks	7.85
2004	Micah Owings	8.89
2005	Jason Neighborgall	12.2
2006	Matt Wieters	9.95
2007	Danny Payne	11.15
2008	Brad Rulon	10.90
2009	Deck McGuire	10.59
2010	Jed Bradley	9.78
2011	Jed Bradley	9.74
2012	Buck Farmer	9.75
2013	Buck Farmer	9.71
2014	Sam Clay	10.10

FEWEST WALKS/9 INNINGS

1953	Chappell Rhino	2.70
1954	Bob Patton	2.70
1955	Danny McGregor	3.29
1956	Bob Patton	3.11
1957	Bob Patton	2.84
1958	Bud Blemker	4.23
1959	Ed Chambliss	4.06
1960	Joe Chambers	2.25
1961	Harry Davis	8.66
1962	Frank Hall	3.58
1963	Ivan Entekin	3.49
1964	Jimmy Robinson	2.80
1965	Jimmy Robinson	2.79
1966	Jimmy Robinson	2.67
1967	Jeff Payne	1.97
1968	Gary Steele	3.21
1969	Mike Sorrow	2.90
1970	Mike Schisler	2.45
1971	Bill Pridgen	2.06
1972	Bill Pridgen	2.10
1973	Mike Schisler	1.98
1974	James Beavers	3.89
1975	Jerry Bass	3.63
1976	Jerry Bass	3.97
1977	Jerry Bass	3.76
1978	David Middour	2.89
1979	Jim Thorsten	3.96
1980	Mike Gentry	3.84
1981	Eric Perry	3.15
1982	Stu Rogers	2.63
1983	Stu Rogers	3.77
1984	Stu Rogers	3.34
1985	Kevin Brown	2.96
1986	Keith Fleming	3.46
1987	Jim Poole	4.06
1988	John Davis	2.77
1989	Mike Hostetler	3.83
1990	Mike Hostetler	2.55
1991	Mike Hostetler	3.32
1992	Chris Myers	2.13
1993	Chris Myers	1.67
1994	Tucker Barr	2.37
1995	Tucker Barr	0.48
1996	Kris Wilson	2.20

1997	Kris Wilson	2.28
1998	L.J. Yankosky	3.41
1999	Simon Young	3.02
2000	Cory Vance	2.72
2001	Kyle Bakker	1.79
2002	Kyle Bakker	1.60
2003	Brian Burks	2.04
2004	Brian Burks	2.19
2005	Blake Wood	2.03
2006	David Duncan	3.13
2007	Ryan Turner	1.78
2008	Eddie Burns	2.64
2009	Brandon Cumpston	3.08
2010	Mark Pope	1.49
2011	Mark Pope	1.91
2012	Alex Cruz	2.82
2013	Buck Farmer	2.79
2014	Devin Stanton	

WINS

1951	Herb Bradshaw;	
	Chappell Rhino	4
1952	Chappell Rhino	3
1953	Chappell Rhino	5
1954	Bob Patton	6
1955	Danny McGregor	5
1956	Burton Grant	4
1957	Bud Blemker	8
1958	Ed Chambliss;	
	Jim Towery	2
1959	Bud Blemker	9
1960	Eddie Chambliss	5
1961	Mike Tomasovich;	
	Harry Davis	2
1962	Mike Tomasovich	4
1963	Ron Scharf;	
	Jimmy Tumlin	3
1964	Ron Scharf	4
1965	Jimmy Robinson	6
1966	Jerry Priestley	4
1967	Bud Moore	7
1968	Phil Hudson	6
1969	David Vittur;	
	Phil Hudson;	
	Mike Sorrow	4
1970	Jerry Owen	5
1971	Bill Pridgen;	
	Mike Schisler	8
1972	Mike Sorrow	6
1973	Mike Schisler	9
1974	Jerry Bass	7
1975	Jerry Bass;	
	Gene Beal	3
1976	Rodney Hudlow	5
1977	Jerry Bass	10
1978	David Middour	6
1979	Jim Thorsten	5
1980	Mike Gentry	3
1981	Eric Perry	4
1982	Stu Rogers;	
	Richard O'Brien;	
	John Jett;	
	Alan Walker	5
1983	Stu Rogers	9
1984	Kevin Brown	7
1985	Kevin Brown;	
	Keith Fleming	10
1986	Kevin Brown	11
1987	Roger Kinard	12
1988	Scott Erwin	13
1989	Doug Creek	10
1990	Mike Hostetler	12
1991	Marc Pisciotta	13
1992	Brent Colson	11
1993	Brad Rigby	13
1994	Brad Rigby	14
1995	David Elder	10
1996	Chuck Crowder	10
1997	Kris Wilson	12
1998	Chuck Crowder	12
1999	Chuck Crowder	10
2000	Cory Vance	13
2001	Rhett Parrott	9
2002	Kyle Bakker	13
2003	Micah Owings;	
	Chris Goodman	9
2004	Andrew Kown	10
2005	Blake Wood	10

2006	Blake Wood	11
2007	Jared Hyatt	8
2008	Deck McGuire	8
2009	Deck McGuire	11
2010	Jed Bradley;	
	Brandon Cumpston;	
	Deck McGuire	9
2011	Mark Pope;	
	Buck Farmer	11
2012	Buck Farmer;	
	Alex Cruz	8
2013	Buck Farmer	9
2014	Dusty Isaacs	8

INNINGS PITCHED

1953	Dave Redford	59
1954	Bob Patton	73.1
1955	Danny McGregor	63
1956	Danny McGregor	51.1
1957	Bud Blemker	72.2
1958	Bud Blemker	66
1959	Bud Blemker	95
1960	Ed Chambliss	69.2
1961	Harry Davis	62.1
1962	Frank Hall	78
1963	Ron Scharf	60
1964	Jimmy Robinson	64.1
1965	Jimmy Robinson	58
1966	Jimmy Robinson	64
1967	Bud Moore	81.1
1968	Phil Hudson	94
1969	Gary Steele	60.2
1970	Jerry Owen	56
1971	Mike Sorrow	84
1972	Mike Sorrow	78.2
1973	Mike Schisler	86.1
1974	James Beavers	71.2
1975	Jerry Bass	69.1
1976	Rodney Hudlow	91.1
1977	Jerry Bass	119.2
1978	David Middour	84
1979	Danny Suarez	62
1980	Mike Gentry	63.1
1981	Richard O'Brien	68.1
1982	John Jett	84.2
1983	Stu Rogers	105
1984	Stu Rogers	72.2
1985	Kevin Brown	137
1986	Kevin Brown	136
1987	Roger Kinard	130
1988	Scott Erwin	114
1989	Doug Creek	115.1
1990	Mike Hostetler	130.1
1991	Doug Creek	136.2
1992	Brent Colson	118.2
1993	Brad Rigby	98.2
1994	Brad Rigby	143
1995	Kris Wilson	112
1996	David Elder	106.1
1997	Kris Wilson	118.1
1998	Chuck Crowder	124.2
1999	Chuck Crowder	117
2000	Cory Vance	119
2001	Steve Kelly	112.2
2002	Kyle Bakker	134.2
2003	Kyle Bakker	93
2004	Micah Owings	113.1
2005	Blake Wood	106.1
2006	Blake Wood	114.2
2007	David Duncan	104
2008	David Duncan	96.1
2009	Deck McGuire	100.1
2010	Deck McGuire	112.2
2011	Mark Pope	113.2
2012	Buck Farmer	106.2
2013	Buck Farmer	113.1
2014	Josh Hedding	82.1

EARNED RUN AVERAGE

1957	Bud Blemker	1.36
1958	Bud Blemker	3.41
1959	Bud Blemker	2.28
1960	Ed Chambliss	2.84
1961	Mike Tomasovich	2.56
1962	Frank Hall	4.61
1963	Ron Scharf	3.90
1964	Ron Scharf	2.48
1965	Jimmy Robinson	2.33

TOP TEN TEAMS

EARNED RUN AVERAGE

1.	2.60	1973
2.	2.65	1971
3.	2.76	2011
4.	2.79	1967
5.	2.94	1966
6.	3.00	1969
7.	3.03	1970
8.	3.12	1958
9.	3.13	1993
10.	3.33	1972

STRIKEOUTS PER 9 INNINGS

1.	10.00	1998
2.	9.14	2009
3.	9.11	1993
4.	9.07	1988
5.	8.86	1989
6.	8.58	1999
7.	8.56	2011
8.	8.55	1959
9.	8.49	2010
10.	8.42	1996

1966	Jerry Priestley	1.71
1967	Bud Moore	1.78
1968	Phil Hudson	2.14
1969	David Vittur	1.53
1970	Mike Schisler	1.72
1971	Mike Sorrow	1.07
1972	Mike Schisler	2.41
1973	Mike Schisler	1.36
1974	Jerry Bass	3.93
1975	Jerry Bass	3.65
1976	Jerry Bass	5.49
1977	Jerry Bass	2.78
1978	David Middour	4.29
1979	Steve Davison	4.63
1980	Eric Perry	5.53
1981	Richard O'Brien	3.29
1982	Stu Rogers	4.50
1983	Keith Fleming	3.91
1984	Mike Stanford	1.99
1985	John Stewart	2.95
1986	Keith Fleming	2.30
1987	Jim Poole	3.42
1988	Jim Poole	2.03
1989	Scott Erwin	3.39
1990	Mike Hostetler	2.76
1991	Mike Hostetler	3.93
1992	Brett Binkley	1.80
1993	Chris Myers	1.90
1994	L.J. Yankosky	2.68

YEARLY PITCHING LEADERS / FIELDING RECORDS

TEAM PITCHING STATISTICS SINCE 1953

Year	G	W-L	Pct.	IP	H	H/9	R	ER	ERA	BB	BB/9	SO	SO/9	CG	SHO
2014	64	37-27	.578	586	549	8.43	249	218	3.35	270	4.15	479	7.36	0	6
2013	64	37-27	.578	566.2	561	8.92	317	274	4.35	258	4.10	447	7.11	3	4
2012	64	38-26	.594	569.2	555	8.78	327	280	4.42	247	3.91	456	7.21	1	5
2011	63	42-21	.667	568	489	7.75	245	174	2.76	210	3.33	540	8.57	8	7
2010	62	47-15	.758	551	551	9.00	286	246	4.02	188	3.07	520	8.49	3	6
2009	58	38-19-1	.664	515	533	9.31	319	266	4.65	234	4.09	523	9.14	0	3
2008	62	41-21	.661	548	617	10.13	355	307	5.04	223	3.66	461	7.57	1	5
2007	57	32-25	.561	509.1	583	10.30	336	290	5.12	207	3.66	427	7.54	2	2
2006	68	50-18	.735	604.2	660	9.82	356	297	4.42	232	3.45	502	7.47	0	2
2005	64	45-19	.703	574.2	612	9.58	347	277	4.34	260	4.07	474	7.42	1	3
2004	65	44-21	.677	590	609	9.28	359	313	4.77	226	3.44	521	7.95	1	0
2003	62	44-18	.710	552.2	537	8.74	315	250	4.07	198	3.22	423	6.89	3	3
2002	68	52-16	.765	606.2	641	9.51	344	274	4.06	171	2.54	496	7.36	5	6
2001	61	41-20	.672	532	576	9.74	331	267	4.52	213	3.60	434	7.34	5	2
2000	66	50-16	.758	585.2	570	8.76	339	281	4.32	242	3.67	507	7.68	6	2
1999	58	38-20	.655	512.2	595	10.45	378	300	5.27	272	4.78	489	8.58	4	3
1998	63	41-22	.651	556	577	9.33	369	305	4.94	274	4.44	618	10.00	7	1
1997	61	46-15	.754	542	561	9.31	371	289	4.80	275	4.57	490	8.14	3	9
1996	64	40-24	.625	556.2	599	9.68	389	317	5.13	267	4.32	521	8.42	4	3
1995	60	38-22	.633	522	593	10.22	422	350	6.03	298	5.14	463	7.98	2	2
1994	67	50-17	.746	606.2	564	8.37	310	264	3.92	259	3.84	558	8.28	9	5
1993	61	47-14	.770	540.2	445	7.40	242	188	3.13	191	3.18	547	9.11	5	4
1992	64	45-19	.703	562.2	541	8.65	282	214	3.42	227	3.63	480	7.68	8	2
1991	68	42-26	.618	581.2	627	9.70	376	308	4.77	301	4.66	521	8.06	18	5
1990	71	46-25	.648	593	523	7.94	330	263	3.99	283	4.30	531	8.06	17	3
1989	64	38-26	.594	542.2	533	8.84	381	283	4.69	357	5.92	534	8.86	10	7
1988	69	45-24	.652	606.1	585	8.68	373	273	4.03	308	4.57	611	9.07	6	0
1987	65	51-14	.785	560.1	535	8.59	342	283	4.55	293	4.71	514	8.26	10	4
1986	68	45-23	.662	619.1	594	8.63	391	315	4.58	416	6.05	551	8.01	10	5
1985	62	42-19-1	.685	538	577	9.65	350	300	5.02	279	4.67	401	6.71	16	4
1984	55	36-19	.655	488.2	555	10.22	353	272	5.01	302	5.56	360	6.63	7	1
1983	53	38-15	.717	453.1	523	10.38	356	275	5.50	364	7.23	315	6.25	8	1
1982	49	29-20	.592	424	450	9.55	301	258	5.48	229	4.86	235	4.99	5	2
1981	38	14-24	.368	334.1	419	11.28	284	215	5.79	178	4.79	198	5.33	3	3
1980	27	8-19	.296	236.1	304	11.58	244	196	7.46	159	6.06	123	4.68	5	0
1979	31	15-16	.484	265.1	308	10.45	248	204	6.92	174	5.90	133	4.51	7	0
1978	29	14-15	.483	259.1	328	11.38	193	162	5.62	138	4.79	95	3.30	9	2
1977	30	18-12	.600	267	303	10.21	188	145	4.89	146	4.92	200	6.74	14	1
1976	34	12-22	.353	287.1	328	10.27	232	177	5.54	184	5.76	238	7.45	9	2
1975	29	12-17	.414	249.2	256	9.23	188	140	5.04	141	5.08	180	6.49	5	1
1974	37	20-17	.541	315.1	351	10.02	238	189	5.40	206	5.88	220	6.28	6	3
1973	28	20-6-2	.750	242	219	8.14	102	70	2.60	84	3.12	189	7.03	8	1
1972	31	21-10	.677	270.2	248	8.25	131	100	3.33	98	3.26	218	7.25	12	5
1971	37	31-6	.838	315.2	258	7.36	124	93	2.65	129	3.68	270	7.70	12	8
1970	24	17-7	.708	223	183	7.39	85	75	3.03	100	4.04	170	6.86	13	3
1969	28	16-12	.571	252.1	208	7.42	108	84	3.00	115	4.10	199	7.10	12	3
1968	34	21-13	.618	304	299	8.85	163	117	3.46	156	4.62	235	6.96	10	3
1967	32	21-11	.656	281	255	8.17	119	87	2.79	129	4.13	243	7.78	17	2
1966	30	14-16	.467	254	192	6.80	110	83	2.94	152	5.39	206	7.30	14	3
1965	30	20-8-2	.700	259	216	7.51	121	99	3.44	92	3.20	176	6.12	—	3
1964	24	9-15	.375	204.1	231	10.17	142	103	4.54	82	3.61	111	4.89	—	0
1963	27	9-18	.333	232.1	256	9.92	187	137	5.31	136	5.27	150	5.81	—	2
1962	24	8-16	.333	210	213	9.13	173	128	5.49	155	6.64	139	5.96	—	0
1961	24	6-16-2	.292	197.1	226	10.31	210	150	6.84	176	8.01	109	4.97	9	0
1960	25	14-11	.560	220	198	8.10	133	103	4.21	110	4.50	170	6.95	8	3
1959	28	17-9-2	.643	239	213	8.02	127	90	3.39	150	5.65	227	8.55	15	2
1958	24	7-17	.292	195.2	200	9.20	154	112	5.16	113	5.20	134	6.16	9	0
1957	27	18-8-1	.685	231	194	7.56	110	80	3.12	105	4.09	169	6.58	11	3
1956	23	11-12	.478	193.1	186	8.66	100	—	4.66	101	4.70	92	4.28	15	1
1955	24	15-9	.625	207.2	233	10.11	140	—	6.06	93	4.03	119	5.16	9	2
1954	23	9-13-1	.413	185.1	211	10.25	144	—	6.99	87	4.22	89	4.32	—	1
1953	21	8-13	.381	178	192	9.71	167	—	8.44	104	5.26	126	6.37	—	0

TEAM

FIELDING PERCENTAGE

Season (highest): .974 in 2014

Season (lowest): .901 in 1953

MOST TOTAL CHANCES

Season: 2,795 in 1986

MOST DOUBLE PLAYS

Game: 5, vs. Coastal Carolina, 4-1-95

Game (both teams): 7, vs. Georgia St., 4-10-84
7, vs. Florida State, 4-7-12

Season (most): 77 in 2014

Season (fewest): 11 in 1958

MOST ERRORS

Game: 12, vs. Georgia, 4-21-1898

Game (both teams): 22, vs. Georgia, 4-21-1898
(Tech 12, Georgia 10)

Season (most): 140 in 1988

Season (fewest): 37 in 1958

INDIVIDUAL

MOST ERRORS

Game: 6, by Smith vs. Georgia, 4-21-1898

Season: 31, Pete Geist, 1984;

Tyler Greene, 2003

Career: 89, Keith Kerver, 1984-87

MOST PUTOUTS

Game (INF):

20, Reggie Johnson vs. Miami, 5-15-92

Game (OF):

9, Brandon Thomas vs. Georgia, 5-14-13

9, Scott Jordan vs. Wake Forest, 3-27-85

Game (C):

18, Bob Harrell vs. Earlham, 3-21-75

Season (INF): 551, Scott Byers, 1994

Season (OF): 145, Anthony Byrd, 1991

Season (C): 519, Jason Varitek, 1994

MOST ASSISTS

Game (INF):

11, Keith Kerver vs. Florida State, 5-25-85

Game (OF): 2, Todd Moore (twice);

Chuck Dunn (twice);

Chris Morgan (twice);

Johnny Ferguson (twice);

Jeff Kindel (twice);

Matt Saier vs. Washington, 5-30-94;

Jeremy Slayden vs. Miami, 5-10-02;

Danny Payne vs. Duquesne, 2-24-07;

Jeff Rowland vs. Miami, 4-13-08;

Kyle Wren at Miami, 5-16-13;

Matt Gonzalez at North Carolina, 3-22-14;

Keenan Innis at Pittsburgh, 3-29-14

Game (C): 5, Greg Woodward vs. UNC, 4-4-82;

Jason Haniger vs. Rutgers, 2-29-08

Season (INF): 230, Keith Kerver, 1986

Season (OF): 9, Jeff Kindel, 2006;

Matt Gonzalez, 2014

Season (C): 72, Jason Varitek, 1994

Career (INF): 682, Keith Kerver, 1984-87

Career (OF): 16, Scott Jordan, 1982-85

Career (C): 256, Jason Varitek, 1991-94

MOST PICKOFFS

Game: 4, Doug Creek vs. Ga. Southern, 2-17-90

Season (pitcher): 16, Doug Creek, 1990

Season (catcher): 6, Jason Varitek, 1993

Career: 44, Doug Creek, 1988-91

RUNNERS CAUGHT STEALING

Season: 36, Jason Varitek, 1991

Career: 99, Jason Varitek, 1991-94

MISCELLANEOUS RECORDS

OVERALL WINNING SEASONS	72
OVERALL LOSING SEASONS	36
OVERALL .500 SEASONS	3
MOST CONSECUTIVE WINNING SEASONS	32 (1982-present)
MOST CONSECUTIVE LOSING SEASONS	6 (1949-54)
MOST VICTORIES (ENTIRE SEASON)	52 (2002)
MOST VICTORIES (REGULAR SEASON)	47 (1987)
MOST VICTORIES (POSTSEASON)	9 (1994 and 2002)
MOST LOSSES	27 (2013)
MOST TIES	2 (1959, 1961, 1965, 1973)
HIGHEST WINNING PERCENTAGE889 (16-2) in 1920
MOST HOME VICTORIES	38 (1990)
HIGHEST HOME WINNING PERCENTAGE941 (32-2) in 1992
LARGEST WINNING MARGIN	41 runs, vs. Earlham (41-0), 3-21-75
LARGEST LOSING MARGIN	24 runs, vs. Georgia (25-1), 4-15-1899
	<i>Home game: 22 runs, vs. Michigan (27-5), 3-12-95</i>
MOST EXTRA-INNING GAMES PLAYED	9 (1986, 2014)
MOST GAMES SHUT OUT, SEASON	6 (2014)

STREAKS

LONGEST WINNING STREAK	20 games (1990 and 2004)
LONGEST UNBEATEN STREAK	20 games (1990 and 2004)
LONGEST CONFERENCE WINNING STREAK	25 games (2004-05) *ACC RECORD
LONGEST SEASON-OPENING WINNING STREAK	17 games (2003)
LONGEST HOME WINNING STREAK	29 games (final game of 1989 and first 28 games of 1990)
LONGEST LOSING STREAK	10 games (1975)
LONGEST SEASON-OPENING LOSING STREAK	8 games (1985)
MOST CONSECUTIVE GAMES SHUT OUT	1 (modern era)
MOST CONSECUTIVE SCORELESS INNINGS	22 (2014)
MOST CONSECUTIVE GAMES WITHOUT BEING SHUTOUT	302
	<i>(Florida State, 5-2-76, through Wake Forest, 4-15-84; streak ended by Maryland, 4-18-84)</i>
MOST GAMES IN DOUBLE-FIGURE RUNS, SEASON	35 (1987)
MOST CONSECUTIVE GAMES IN DOUBLE-FIGURE RUNS	9

(St. John's, 2-24-13, through Virginia Tech, 3-9-13)

LONGEST GAMES

LONGEST GAME (BY INNING)	15 innings (twice)
	<i>vs. Oglethorpe, 5-1-1933, at Ponce de Leon Park (loss, 4-3);</i>
	<i>vs. NC State, 5-26-2011, at Durham Bulls Athletic Park (win, 6-5)</i>
LONGEST GAME (BY TIME)	5 hours, 7 minutes
	<i>vs. NC State, (15 inn.), 5-26-2011 (win, 6-5)</i>

ATTENDANCE

OVERALL	28,836 (vs. Georgia at Turner Field, 5-11-04)
	<i>Second-largest regular-season attendance in NCAA history</i>
AT RUSS CHANDLER STADIUM	
	Regular Season (Game): 4,609 vs. Georgia, 4-9-08
	Postseason (Game): 4,468 vs. Southern Cal, 6-2-00, Super Regional
	Regular Season (Series): 10,655 vs. Florida State (5-2/4-02)
	Postseason (Series): 10,435, Regional (5-26/28-00)

BIGGEST INNINGS

Runs	Opponent (inning)	Date	Final Score
15	Charleston Southern (4th)	3/2/99.	Tech, 22-4
14	Elmhurst (5th)	3/29/78.	Tech, 14-1
13	Centenary (6th)	4/5/77.	Tech, 18-3
12	Virginia Tech (1st)	5/14/05.	Tech, 27-2
	at Maryland (5th)	5/23/04.	Tech, 18-6
	at N.C. State (7th)	3/30/02.	Tech, 20-12
	Oakland (4th)	2/28/01.	Tech, 18-0
	Stetson (6th)	5/27/00.	Tech, 24-1
	at N.C. State (9th)	4/4/98.	Tech, 17-13
	Maryland (6th)	3/20/95.	Tech, 25-17
	Ball State (8th)	2/26/85.	Tech, 21-11
11	at Georgia State (2nd)	4/15/09.	Tech, 18-2
	Mercer (3rd)	3/10/09.	Tech, 17-3
	Virginia Tech (2nd)	5/14/05.	Tech, 27-2
	Georgia (6th)	4/8/92.	Tech, 15-1
	Virginia (6th)	3/9/90.	Tech, 17-6
	Tenn. Temple (6th)	4/12/84.	Tech, 24-5
	Ball State (6th)	3/1/83.	Tech, 14-4
	Hillsdale (5th)	3/31/79.	Tech, 24-3
	Earlham (6th)	3/21/75.	Tech, 41-0
10	at Clemson (5th)	4/27/13.	Tech, 14-9
	Wake Forest (6th)	2/27/10.	Tech, 15-0
	at Boston College (4th)	4/28/06.	Tech, 12-4
	at Georgia State (8th)	5/11/94.	Tech, 23-9
	Clemson (5th)	5/14/94.	Tech, 20-4
	Maryland (5th)	3/22/89.	Tech, 19-7
	E. Tenn. St. (7th)	3/24/87.	Tech, 15-0
	Augusta College (4th)	5/4/87.	Tech, 14-7
	Maryland (5th)	4/1/86.	Tech, 26-0
	Ohio State (6th)	3/21/84.	Tech, 18-4
	at Georgia State (1st)	3/5/81.	Tech, 35-9
	Earlham (8th)	3/21/75.	Tech, 41-0

NINTH-INNING COMEBACKS

Runs	Opponent (inning)	Date	Final Score
12	at NC State	4/4/98	Tech, 17-13
7	Duke	3/27/98	Tech, 9-8
	Mercer	3/5/97	Tech, 7-6
6	Virginia Tech	3/20/09	Tech, 10-9
	NC State	5/9/97	Tech, 14-13
5	Georgia	5/14/13	UGa, 14-13 (11 inn.)
	North Carolina	5/14/11	Tech, 9-8
	North Carolina	3/28/10	Tech, 11-8 (10)
	SE Missouri State	4/11/98	Tech, 6-5
	Oklahoma State (NCAA)	5/24/98	Tech, 6-5
	NC State (ACC)	4/21/84	Tech, 5-3
4	Rutgers	2/29/08	Rut., 10-6 (11 inn.)
	at Miami	3/27/05	Tech, 11-10
	Miami	5/10/02	Tech, 7-6
	Eastern Kentucky (NCAA)	5/25/85	Tech, 14-13
	Mercer	4/14/93	Tech, 7-6
	New York Tech	3/2/91	Tech, 7-6
	NC State (ACC)	5/14/91	Tech, 4-3
3	North Carolina	5/12/13	Tech, 9-8 (11 inn.)
	Clemson	4/27/12	Tech, 6-5 (13 inn.)
	North Carolina	4/4/09	Tech, 10-6 (11 inn.)
	NC State	3/20/05	Tech, 11-10
	Florida State	4/16/05	Tech, 9-8
	vs. Florida State (ACC)	5/25/03	Tech, 10-7
	Stetson	3/4/97	Tech, 9-5 (10 inn.)
	Charleston Southern	3/25/97	Tech, 12-11 (11 inn.)
	Florida State	4/18/97	FSU, 10-9 (12 inn.)
	North Carolina	5/14/97	Tech, 7-6
	Virginia	3/16/96	Tech, 7-6
	Georgia	2/24/96	Tech, 6-5 (10 inn.)
	Duke	4/11/93	Tech, 7-6

THE OPPONENTS



Key

Game Type

* NCAA Regional or Playoff
\$ College World Series
Exhibition
f – forfeit
All games 9 innings except where noted

Neutral Site Locations

- Atlanta-Fulton County Stadium, Atlanta, Ga.
- Ponce de Leon Park, Atlanta, Ga.
- Griffin, Ga. (field unknown)
- Spiller's Field, Atlanta, Ga.
- Columbia, S.C. (field unknown)
- Montgomery, Ala. (field unknown)
- Rollins College, Winter Park, Fla.
- Miami, Fla. (field unknown)
- Sims Legion Park, Gastonia, N.C.
- Seminole Field, Tallahassee, Fla.
- Luther Williams Field, Macon, Ga.
- Americus, Ga. (unknown field)
- Nat Buring Field, Memphis, Tenn.
- Boshamer Stadium, Chapel Hill, N.C.
- Durham Athletic Park, Durham, N.C.
- Smith-Wills Stadium, Jackson, Miss.
- Dick Howser Stadium, Tallahassee, Fla.
- Rainbow Stadium, Honolulu, Hawaii
- Mark Light Stadium, Miami, Fla.
- Municipal Stadium, West Palm Beach, Fla.
- Municipal Stadium, Greenville, S.C.
- Tiger Field, Douglas, Ga.
- Barnson Field/Wilson Stadium, Las Vegas, Nev.
- Douglasville, Ga. (field unknown)
- Gainesville, Ga. (field unknown)
- Hubert H. Humphrey Metrodome, Minneapolis, Minn.
- McKethan Stadium-Perry Field, Gainesville, Fla.
- Alex Box Stadium, Baton Rouge, La.
- Louisiana Superdome, New Orleans, La.
- Osceola County Stadium, Kissimmee, Fla.
- Titan Field, Fullerton, Calif.
- Eck Stadium-Tyler Field, Wichita, Kan.
- Rosenblatt Stadium, Omaha, Neb.
- Durham Bulls Athletic Park, Durham, N.C.
- Lindsey Nelson Stadium, Knoxville, Tenn.
- Griffith Stadium, Charlotte, N.C.
- Al Lang Stadium, St. Petersburg, Fla.
- Dudy Noble Field, Starkville, Miss.
- Disney's Wide World of Sports, Lake Buena Vista, Fla.
- Knight's Stadium, Fort Mill, S.C.
- Reckling Park, Houston, Tex.
- Frank Foley Field, Athens, Ga.
- Coastal Federal Field, Myrtle Beach, S.C.
- Salem Memorial Stadium, Salem, Va.
- Turner Field, Atlanta, Ga.
- Grayson Stadium, Savannah, Ga.
- Ripken Stadium, Aberdeen, Md.
- Baseball Grounds of Jacksonville, Jacksonville, Fla.
- USA Baseball National Training Complex, Cary, N.C.
- NewBridge Bank Park, Greensboro, N.C.
- The Winthrop Ballpark, Rock Hill, S.C.
- Hawkins Field, Nashville, Tenn.
- Swayze Field, Oxford, Miss.

Akron

(3-0-0)

H: 3-0, A: 0-0, N: 0-0

2-15-2013 . hW 3-0
2-16-2013 . hW 10-3
2-17-2013 . hW 5-3

Alabama

(29-38-1)

H: 13-14, A: 12-22, N: 4-2

4-8-1904 . hW 8-4
4-9-1904 . hW 11-4
4-9-1904 . hW 8-3
5-8-1908 . aL 1-5
5-9-1908 . aL (10) 0-1
5-10-1908 . aL 3-10
4-2-1910 . aL 3-4
4-3-1910 . aW 3-1
4-28-1911 . aW 4-3
4-29-1911 . aL 1-2
4-25-1913 . aL 3-7
4-26-1913 . aL 4-5
4-24-1914 . aL 2-11
4-25-1914 . aW 12-8
4-25-1914 . aW 7-0
5-1-1914 . hW 4-3
5-2-1914 . hW 5-4
4-9-1915 . hL 1-2
4-10-1915 . hW 7-6
5-1-1919 . aL 1-11
5-1-1919 . aL 2-6
4-25-1923 . aW 6-3
4-26-1923 . 6W 11-2
5-9-1924 . hL (10) 6-8
4-17-1925 . aW 9-2
4-18-1925 . aL 10-17
4-14-1926 . hW 7-5
4-15-1926 . hT (10) 8-8
4-16-1926 . 6W 12-6
4-17-1926 . 6W 12-10
4-20-1927 . hW 9-4

4-21-1927 . hW 7-6
4-22-1927 . aL 5-8
4-23-1927 . aW 6-3
4-25-1928 . aL 3-4
4-26-1928 . aW 5-3
4-28-1928 . hL 1-7
4-24-1929 . hL 4-7
4-25-1929 . hL 3-9
4-26-1929 . aL 3-6
4-27-1929 . aW 4-2
4-21-1930 . hW 7-6
4-22-1930 . hL 2-7
4-25-1930 . aL 2-16
4-26-1930 . aL 3-15
4-14-1933 . aL 2-6
4-25-1933 . hW 6-4
4-13-1934 . aW 9-5
4-14-1934 . aL 2-11
4-21-1934 . hL 3-4
4-21-1934 . hL 1-8
4-2-1935 . aL 3-10
4-26-1937 . hL 1-7
4-27-1937 . hL 1-3
4-27-1938 . aL 3-6
4-25-1938 . aL 3-9
4-9-1943 . hL 1-10
5-14-1943 . aW 15-4
5-15-1943 . aL 2-6
5-9-1957 . aW+ 5-4
5-1-1957 . hL+ 10-11
5-13-1957 . hW+ 10-1
5-25-1986 . 19W* 12-6
5-25-1991 . 17L* 4-8
2-9-1996 . 30L 2-7
6-05-2010 . hW* 5-2
6-06-2010 . hL* 1-8
6-07-2010 . hL* 8-10

UAB

(1-1)

H: 1-0, A: 0-1, N: 0-0

4-7-1979 . hW 15-2
5-5-1979 . aL 2-3

Alabama State

(1-0)

H: 1-0, A: 0-0, N: 0-0

3-26-2008 . hW 17-4

Alma College

(2-2)

H: 2-2, A: 0-0, N: 0-0

3-20-1968 . hW 14-3
3-21-1968 . hL 4-5
3-25-1970 . hL 7-8
3-26-1970 . hW 10-1

Anderson College

(3-1)

H: 3-1, A: 0-0, N: 0-0

4-11-1968 . hW 16-4
4-12-1968 . hW 14-10
3-29-1975 . hW 11-5
4-2-1980 . hL 5-9

Appalachian State

(16-1)

H: 16-1, A: 0-0, N: 0-0

3-24-1978 . hW 19-13
3-9-1980 . hL 3-10
3-9-1983 . hW 11-10
3-3-1984 . hW 6-4
4-21-1987 . hW 9-1
3-7-1989 . hW 15-3
3-8-1989 . hW 16-8
3-6-1990 . hW 6-5
3-7-1990 . hW 9-1
3-5-1991 . hW 10-0
3-6-1991 . hW 20-9
2-25-1992 . hW 9-4
2-26-1992 . hW 8-3
3-30-1993 . hW 10-2
3-31-1993 . hW 7-2
3-8-1994 . hW 22-4
3-9-1994 . hW 22-4

Arizona

(0-2)

H: 0-0, A: 0-0, N: 0-2

3-31-1989 . 26L 1-3
4-2-1989 . 26L 4-12

Arizona State

(0-1)

H: 0-0, A: 0-0, N: 0-1

5-25-1998 . 32L* 1-3

Arkansas

(2-1)

H: 0-0, A: 0-0, N: 2-1

5-26-1985 . 17L* 5-7
3-6-1993 . 26W 3-2
5-23-1998 . 32W* 2-0

Armstrong State

(4-2)

H: 3-2, A: 1-0, N: 0-0

5-8-1981 . hW 11-8
2-26-1986 . hL 12-13
2-27-1986 . hL (10) 6-7
4-14-1987 . hW 19-15
4-22-1988 . hW 8-6
2-23-2003 . aW 12-4

Army

(2-1-1)

H: 0-0, A: 0-0, N: 2-1-1

3-24-1960 . 8W 13-0
3-25-1960 . 8W 5-2
3-23-1961 . 8T 2-2
3-24-1961 . 8L (7) 6-7

Atlanta Athletic Club

(1-0)

H: 1-0, A: 0-0, N: 0-0

3-28-1903 . hW# 11-3

Atlanta Braves

(0-12-1)

H: 0-0, A: 0-12, N: 0-0

4-6-1977 . 1L# 0-7
4-5-1978 . 1L# 3-13
4-4-1979 . 1L# 0-5
3-5-1987 . 20L# 3-9
3-2-1989 . 20L# 0-3
3-4-1993 . 20L# 2-14
3-2-1995 . 20L# 1-5
2-27-1997 . 20L# 2-7

3-4-1999 . 39L# 5-15
3-1-2001 . 39L# 4-18
2-27-2003 . 39T# (4) 3-3
3-2-2005 . 39L# 0-12
2-28-2007 . 39L# 0-5

Atlanta Colts

(0-2)

H: 0-0, A: 0-0, N: 0-2

4-12-1895 . nL# 4-16
4-15-1896 . nL# 8-20

Atlanta Crackers

(0-5-1)

H: 0-0, A: 0-1, N: 0-4-1

4-21-1903 . aL# 5-22
4-24-1903 . aL# 1-16
3-23-1904 . aL# 1-6
3-12-1927 . aL# 2-6
3-25-1929 . aT# 6-6
4-2-1956 . 2L# 4-6

Atlanta Pretzels

(0-1)

H: 0-0, A: 0-1, N: 0-0

4-9-1902 . aL# 1-12

Atlanta Spellers

(0-1)

H: 0-0, A: 0-1, N: 0-0

4-8-1898 . aL# 2-5

Auburn

(105-118-5)

H: 62-48-2, A: 40-63-2

N: 3-7-1
4-10-1897 . aL 4-6
4-16-1898 . aW 4-3
4-8-1899 . aW 10-8
4-22-1899 . hW 6-4
5-5-1900 . aL 4-9
5-4-1901 . hW 15-12
4-25-1903 . hW 8-7
4-23-1904 . hW 4-3
5-5-1905 . hL 0-1
5-6-1905 . hL 2-4
5-11-1906 . hL (11) 1-2
5-12-1906 . hW 5-0
5-12-1906 . hW (8) 4-0
5-10-1907 . aL 2-3
5-11-1907 . aW (12) 2-0
5-12-1907 . aL (7) 1-4
5-1-1908 . hL 0-1
5-2-1908 . hW 7-2
5-11-1908 . aW 6-0
5-12-1908 . aL 3-8
4-29-1909 . aL 0-6
4-30-1909 . aW 8-2
5-7-1909 . hL 0-2
5-8-1909 . hW 6-5
4-15-1910 . aL 1-16
5-6-1910 . hW 3-1
4-17-1911 . hW 4-1
4-18-1911 . hW 9-4
5-2-1912 . hW 3-2
5-3-1912 . hL 5-7
5-4-1912 . hW 5-3
5-18-1913 . aL 2-3
4-19-1913 . aW 11-4
4-19-1913 . aL 3-4
3-27-1914 . hL 4-9
3-28-1914 . hW 10-5
4-16-1915 . aT 6-6
4-17-1915 . aW 12-2
4-18-1915 . aW 7-1
4-14-1916 . hW 6-4
4-15-1916 . hL 9-10
4-16-1916 . hL 0-3
4-14-1917 . aL (10) 4-5
4-12-1918 . aW 4-2
4-15-1917 . aL 1-4
4-13-1918 . aL 4-10
2-20-1918 . aW 8-3
4-21-1918 . aL (5) 0-6
4-11-1919 . hW 2-1
4-12-1919 . hW 4-2
4-16-1920 . aW 6-2
4-17-1920 . aL 4-5
4-15-1921 . hW 8-3
4-19-1921 . hW 7-6
4-1-1922 . hL 6-7
4-15-1922 . aL 5-8
4-16-1922 . aW 5-4
4-14-1923 . hL 3-7
4-23-1923 . aT (5) 2-2
4-24-1923 . 6T (6) 1-1
4-5-1924 . aW 17-5
4-6-1924 . aW 2-0
5-14-1924 . hW 7-6
5-15-1924 . hW 2-0

4-24-1925 . hW 25-2
4-25-1925 . aW 10-8
4-9-1926 . hW 5-0
4-10-1926 . hW 13-7
4-8-1927 . 6L 2-10
4-9-1927 . 6L 5-7
4-17-1928 . aL 4-15
4-18-1928 . aW 11-2
4-21-1928 . hW 7-5
4-3-1929 . aL 3-23
4-4-1929 . aL 10-16
4-19-1929 . hW 12-7
4-20-1929 . hW 8-3
4-16-1930 . hL 4-7
4-17-1930 . hW 6-2
4-24-1931 . hW 11-7
4-25-1931 . hL 8-13
5-11-1931 . aL 5-11
5-12-1931 . aL 0-13
4-15-1932 . hT 6-6
4-16-1932 . hL 10-12
4-16-1932 . hW 5-4
4-29-1932 . aL (10) 7-8
4-7-1933 . hW 4-3
4-8-1933 . hL 7-11
4-28-1933 . aL (10) 3-4
4-29-1933 . aL 5-9
4-6-1934 . hW 10-4
4-7-1934 . hL 4-7
4-28-1934 . aL 0-1
4-22-1935 . aW 6-3
4-23-1935 . aW 4-3
4-7-1937 . hL 2-3
5-1-1937 . aL 5-6
5-1-1937 . aW (7) 3-2
4-29-1938 . aW 9-6
4-30-1938 . aL 2-9
5-11-1938 . hW 6-2
5-12-1938 . hW 5-4
4-14-1939 . aL 2-5
4-15-1939 . aL 4-11
5-1-1939 . hL 2-11
5-2-1939 . hW 5-4
5-5-1940 . hW 4-2
4-11-1942 . hL 1-7
4-20-1940 . aL 0-2
4-16-1941 . aW 5-3
4-17-1941 . aW 7-4
4-28-1941 . hL 6-9
4-29-1941 . hL 3-7
4-10-1942 . aL 1-7
4-11-1942 . aL 4-8
4-20-1942 . hW 15-10
4-21-1942 . hL 9-11
5-19-1947 . aL 4-8
5-20-1947 . aL 4-17
5-26-1947 . hW 12-2
5-27-1947 . hL 5-14
4-16-1948 . aL 4-17
4-17-1948 . aW 10-8
5-17-1948 . hW 13-8
5-18-1948 . hW 12-6
4-15-1949 . hL 8-12
4-16-1949 . hW 5-3
4-25-1949 . aW 8-2
4-26-1949 . aL 3-4
4-14-1950 . aL 5-9
4-15-1950 . aW 9-8
5-5-1950 . hW 8-4
5-6-1950 . hL 3-8
3-30-1951 . hL 2-23
3-31-1951 . hW 11-9
4-28-1951 . aL 1-6
3-31-1952 . hT 4-4
4-1-1952 . hL 4-11
4-4-1952 . aW 10-3
4-5-1952 . aW 3-2
3-30-1953 . hW 6-5
3-31-1953 . hL 7-14
4-13-1953 . aL 4-11
4-14-1953 . aW 8-5
4-9-1954 . hL 2-5
4-10-1954 . hW 6-4
5-7-1954 . aW 9-6
5-8-1954 . aL 9-21
4-1-1955 . aW 5-3
4-2-1955 . aL 3-7
4-18-1955 . hL 8-13
4-19-1955 . hW 12-7
4-27-1956 . aL 0-1
4-28-1956 . aL 3-9
4-28-1956 . aW 10-1
4-26-1957 . hW 2-1
4-27-1957 . hL 2-3
4-27-1957 . hW 8-7
4-11-1958 . aL 11-14
4-12-1958 . aL 3-11
4-18-1958 . hL (12) 2-3
4-19-1958 . hL 0-15
4-10-1959 . aW 7-2
4-11-1959 . aL 4-9

4-17-1959 . hW 5-1
4-1-1960 . hW 3-2
4-2-1960 . hW 4-5
4-22-1960 . aW 7-6
4-23-1960 . aW 12-0
4-1-1961 . hL 6-7
4-1-1961 . hL (7) 10-12
4-21-1961 . aL 13-24
4-22-1961 . aL 5-9
3-23-1962 . aL 1-9
3-24-1962 . aL 2-3
3-30-1962 . hL 6-8
3-29-1963 . hL 3-11
3-30-1963 . hL 3-5
4-9-1963 . aL 0-4
4-10-1963 . aL 4-6
4-10-1964 . hL 4-10
4-11-1964 . hL 6-8
5-8-1964 . aL 1-5
5-9-1964 . aL 2-10
4-9-1965 . aL 3-12
4-10-1965 . aL 0-4
5-7-1965 . hW 5-4
5-8-1965 . hW 13-5
4-23-1966 . aL (7) 1-2
4-23-1966 . aW (7) 8-2
5-17-1966 . hL 0-1
5-18-1966 . hW 13-3
4-14-1967 . hL (13) 2-4
4-15-1967 . hL (12) 6-9
5-19-1967 . aW 12-8
5-20-1967 . aL 6-8
5-15-1974 . 12L 7-11
5-21-1975 . 12L 5-6
5-18-1976 . 12L 4-6
5-17-1977 . 12L 6-7
5-16-1978 . 12W 10-8
5-15-1979 . 12W 7-6
5-12-1982 . hW 8-6
4-14-1983 . hW 16-7
5-4-1983 . aL (10) 3-4
5-4-1984 . hW 8-5
4-4-1985 . hW 12-5
4-24-1985 . aL 5-6
4-23-1986 . hW 6-4
4-28-1986 . aL (10) 7-8
4-28-1987 . hL 6-11
5-6-1987 . aW 9-5
3-8-1988 . hL 3-14
2-28-1989 . aL 7-9
4-18-1989 . hW 14-6
2-5-1993 . 30W 5-4
1-29-1999 . 39L 12-17
3-6-2001 . aL 0-4
4-17-2001 . hW 11-1
4-9-2002 . aW 9-5
4-16-2002 . hW 10-4
3-11-2003 . aW 4-2
3-18-2003 . hL 5-7
3-2-2004 . aL 2-6
3-30-2004 . hW 20-5
3-23-2005 . hL (11) 6-7
4-5-2005 . aW 3-2

Boston College

(16-7)

H: 9-1, A: 7-5, N: 0-1

4-28-2006 . aW 12-4
4-29-2006 . aL 4-5
4-30-2006 . aL 1-5
3-16-2007 . hW 10-0
3-17-2007 . hW 5-2
3-18-2007 . hL 2-9
3-29-2008 . aW 5-2
3-29-2008 . aW 13-2
3-30-2008 . aW 3-2
3-13-2009 . hL 5-4
5-21-2009 . 15L+ 3-7
5-20-2010 . aW 15-8
5-21-2010 . aW 7-5
5-22-2010 . aL 3-6
4-22-2011 . hW 2-0
4-23-2011 . hW 8-1
4-24-2011 . hW 10-8
3-23-2012 . aL 7-15
3-24-2012 . aL 3-4
3-24-2012 . aW 2-1
3-15-2013 . hW 12-5
3-16-2013 . hW 11-3
3-17-2013 . hW 9-1

UCLA

(2-4)

H:1-2 A:1-2 N:0-0

2-6-1998 . hW 16-7
2-7-1998 . hL 9-10
2-8-1998 . hL 11-13
2-5-1999 . aW 13-8
2-6-1999 . aL 3-12
2-7-1999 . aL 1-6

Camp Gordon

(1-0)

H:1-0 A:0-0 N:0-0

3-22-1919 . hW# 11-4

Campbell

(4-0)

H:4-0 A:0-0 N:0-0

3-2-1982 . hW 12-11
3-5-1990 . hW 8-6
3-4-2003 . hW 5-3
3-5-2003 . hW 3-1

Centenary

(1-0)

H:1-0 A:0-0 N:0-0

4-5-1977 . hW 18-3

Central

(4-0)

H:4-0 A:0-0 N:0-0

5-17-1901 . hW (f) 9-0
5-18-1901 . hW 15-6
5-15-1908 . hW 14-2
5-16-1908 . hW 7-0

Central Florida

(1-2)

H:0-0 A:0-0 N:1-2

5-25-1989 . 27L# 4-6
2-6-1993 . 30W 13-2
2-11-1996 . 30L 7-8

Central Michigan

(2-0)

H:2-0 A:0-0 N:1-0

3-7-1985 . hW 11-6
5-23-1985 . 17W# 7-6

Charleston Southern

(12-1)

H:12-1 A:0-0 N:0-0

2-10-1995 . hW (7) 14-1
2-11-1995 . hW (7) 8-4
2-11-1995 . hW (7) 6-1
3-25-1997 . hW (11) 12-11
3-26-1997 . hW 16-6
2-11-1998 . hL 4-10
3-2-1999 . hW 22-4
3-3-1999 . hW 20-13
3-28-2000 . hW 6-3
3-29-2000 . hW 12-5
5-4-2001 . hW 9-4
5-5-2001 . hW 9-3
5-6-2001 . hW 10-5

Charlotte

(5-0)

Formerly: UNC-Charlotte

H:4-0 A:1-0 N:0-0

4-12-1982 . aW 12-9
3-3-1998 . hW 12-4
5-5-2012 . hW 9-0
5-6-2012 . hW 6-3
5-6-2012 . hW (11) 6-5

Chattanooga

(3-2)

Formerly: UT-Chattanooga

H:2-1 A:1-1 N:0-0

4-6-1968 . hL 4-5
4-12-1969 . hW 5-8
4-19-1969 . hW 9-0
3-28-1973 . aW 4-1
4-15-1974 . hW 9-0

Chicopee Mills

(1-1)

H:0-1 A:0-0 N:1-0

8-25-1946 . 25W 10-9
8-29-1946 . hL 1-6

Cincinnati

(8-0)

H:7-0 A:0-0 N:1-0

3-25-1921 . hW 18-0
3-26-1921 . hW 17-5
4-17-1935 . hW 1-0
5-12-1978 . 10W+ 6-5
3-17-1984 . hW 16-2

2-20-1998 . hW 17-1
2-21-1998 . hW 19-2
2-22-1998 . hW 9-6

The Citadel

(2-0)

H:2-0 A:0-0 N:0-0

4-12-2000 . hW 13-3
3-26-2013 . hW 5-4

Clemson

(104-107-3)

H:71-41-2 A:22-47-1

N:11-19

4-12-1902 . hW 12-4
4-11-1903 . hL 1-5
4-22-1904 . hL 1-6
5-14-1904 . aL 1-11
4-22-1905 . hW 5-4
4-22-1905 . hL 3-5
3-24-1906 . hW 3-1
4-30-1906 . aW 6-0
4-5-1907 . hW 4-2
4-6-1907 . hT (11) 2-2
4-3-1908 . hW 4-3
4-4-1908 . hW (11) 5-4
5-13-1910 . hW 5-0
5-14-1910 . hW (7) 4-0
5-15-1910 . hW (7) 11-3
4-12-1912 . hL 4-6
4-13-1912 . hW 4-2
3-28-1913 . hW 3-0
3-29-1913 . hW 3-1
4-25-1917 . 5W 3-2
4-26-1917 . 5W 5-1
4-5-1919 . hW 5-0
4-6-1919 . hW 9-3
4-23-1920 . hW 2-1
4-24-1920 . hW (10) 5-4
4-1-1921 . hW 7-0
4-2-1921 . hW 10-1
3-24-1922 . hW 9-4
3-25-1922 . hW 6-2
3-20-1925 . hW 4-0
3-21-1925 . hW 6-0
3-19-1926 . hW 5-2
3-20-1926 . hL (10) 5-6
3-18-1927 . hW 11-5
3-19-1927 . hW 10-1
3-23-1928 . hW 14-4
3-24-1928 . hW 7-5
4-12-1929 . hW 5-2
4-13-1929 . hL 4-7
3-28-1930 . hW 10-9
3-29-1930 . hW 4-1
4-5-1935 . aL 0-4
4-26-1935 . hL 2-10
4-27-1935 . hW 6-0
4-27-1935 . hW 2-1
4-24-1943 . hL 4-5
5-7-1943 . aW 14-6
4-8-1943 . aL 10-11
4-15-1955 . hW 6-4
4-16-1955 . aL 4-8
4-18-1956 . aW 21-6
4-25-1956 . hW 2-1
5-6-1957 . hL 0-5
5-7-1957 . aL (10) 6-7
4-8-1958 . hW 8-1
6-4-1959 . 9L# 6-9
3-31-1960 . aL 0-10
5-2-1961 . hL 5-15
4-21-1962 . hL 6-9
3-21-1962 . hL (7) 4-18
4-27-1963 . hW 4-6
4-3-1963 . aW 10-8
4-14-1964 . aL 4-22
5-14-1964 . hW 4-3
4-3-1965 . aL 2-4
4-3-1965 . aL 6-6
5-11-1965 . hT 4-4
4-18-1966 . aL 9-14
5-20-1966 . hW 4-1
4-4-1967 . aL 1-10
5-6-1967 . hL 0-4
4-5-1968 . hW 7-1
4-15-1968 . aL 3-6
4-14-1969 . aW 4-3
4-7-1970 . hL 6-17
5-7-1970 . hW 7-1
4-13-1971 . hW 8-4
4-21-1971 . aW 4-1
4-9-1972 . aL 0-1
4-3-1974 . hW 11-7
4-9-1974 . aL 3-12
4-17-1974 . aL 8-10
4-8-1975 . hL 3-10
4-22-1975 . hL 3-18
4-5-1976 . hL 3-12
4-12-1976 . hL 10-2
4-8-1977 . hL 7-8

4-7-1978 . hL 9-13
4-13-1978 . aW 2-1
4-11-1979 . hL 6-14
4-18-1979 . aL 2-20
4-3-1980 . aL 1-18
4-9-1980 . hW 12-10
4-2-1981 . aL 4-6
4-7-1981 . hL 5-10
4-22-1981 . 14L+ 6-7
4-1-1982 . aL 4-17
4-7-1982 . hL 2-10
4-22-1982 . 14L+ 2-16
4-7-1983 . hW 7-6
4-17-1983 . aL 6-19
3-27-1984 . aL 1-5
4-11-1984 . hL 2-7
4-3-1985 . aL 2-4
4-10-1985 . hW 9-8
4-19-1985 . hW+ 12-9
4-20-1985 . hW+ 7-5
4-22-1986 . hL 3-6
5-7-1986 . aW 7-0
5-15-1986 . 15W+ 16-5
4-8-1987 . hW 4-2
4-15-1987 . aW 7-6
4-22-1987 . hW 12-2
5-16-1987 . 21W+ 7-1
4-6-1988 . aL 3-7
4-13-1988 . hL 2-4
4-21-1988 . aL 4-7
4-12-1989 . hL 5-7
4-19-1989 . aL 5-16
4-26-1989 . hW 11-4
5-14-1989 . 21L+ 3-9
4-27-1990 . hL 12-14
4-28-1990 . aW 8-3
4-29-1990 . hL 10-17
4-26-1991 . aL (10) 8-9
4-27-1991 . hL 0-8
4-28-1991 . aW 11-6
5-13-1991 . 21L+ 5-6
5-14-1991 . 21L+ 8-24
3-24-1992 . hW 6-2
4-25-1992 . hW (10) 7-6
4-26-1992 . hL 4-5
5-12-1992 . 21L+ 4-5
4-23-1993 . aW 11-0
4-24-1993 . aW 10-5
4-25-1993 . aW 6-0
5-17-1993 . 21L+ 8-9
5-13-1994 . hL (10) 8-9
5-14-1994 . hW 20-4
5-15-1994 . hL 4-7
5-20-1994 . 21L+ 6-9
4-28-1995 . aL 5-8
4-29-1995 . aL 1-6
4-30-1995 . aL 5-6
5-10-1996 . hL (10) 8-9
5-11-1996 . hW 4-0
5-12-1996 . hL 2-9
5-16-1996 . 14L+ 1-6
4-25-1997 . aL 4-7
4-26-1997 . aW 19-4
5-15-1997 . 37L+ 4-7
5-3-1998 . hW 7-6
5-4-1998 . hW 9-7
5-5-1998 . hW 14-5
5-7-1998 . 34W+ 10-6
4-23-1999 . aL 4-24
4-24-1999 . aL 8-13
4-25-1999 . aL 5-6
4-28-2000 . hW 9-7
4-29-2000 . hW 7-4
4-30-2000 . hL 12-13
5-19-2000 . 40W+ 9-8
5-20-2000 . 40W+ 8-4
4-20-2001 . aL 0-3
4-21-2001 . aL 1-5
4-22-2001 . aW 5-3
5-4-2002 . hL 9-12
5-5-2002 . hW 15-6
5-6-2002 . hW 11-0
5-22-2002 . 37L+ 0-10
6-16-2002 . 33L\$ 7-9
4-25-2003 . aL (10) 7-9
4-26-2003 . aL 5-10
4-27-2003 . aL 3-11
5-14-2004 . hW 8-3
5-15-2004 . hW 11-3
5-16-2004 . hW 8-4
5-22-2004 . 44W+ (13) 11-7
4-29-2005 . aW 18-14
4-30-2005 . aL 5-6
5-1-2005 . aW 6-4
4-14-2006 . hL 6-7
4-15-2006 . hW 12-3
4-16-2006 . hW 22-4
5-25-2006 . 48L+ 2-3
5-27-2006 . 48W+ (10) 8-7
5-27-2006 . 48L+ 11-16

6-16-2006 . 33L\$ 4-8
4-27-2007 . aL (11) 2-3
4-28-2007 . aL 3-10
4-29-2007 . aW 6-3
5-9-2008 . hW 5-1
5-10-2008 . hW 7-1
5-11-2008 . hL 6-16
5-24-2008 . 48L+ 4-10
4-24-2009 . aW 5-4
4-25-2009 . aL 5-8
4-26-2009 . aL 3-6
4-16-2010 . hW (10) 8-6
4-17-2010 . hW 4-3
4-18-2010 . hW 11-3
5-29-2010 . 50L+ 3-9
4-29-2011 . aL 2-4
4-30-2011 . aW 5-1
5-1-2011 . aL 1-3
5-25-2011 . 34L+ 0-9
4-27-2012 . hW (13) 6-5
4-28-2012 . hL 7-13
4-29-2012 . hL 8-11
5-26-2012 . 50W+ 5-1
4-26-2013 . hL 3-11
4-26-2013 . aL (11) 3-4
4-27-2013 . aW 14-9
5-23-2014 . 50W+ 3-0

Cleveland Indians

(0-1)

H:0-1 A:0-0 N:0-0

3-29-1906 . hL# 4-16

Cleveland State

(8-6)

H:8-6 A:0-0 N:0-0

3-26-1971 . hL 3-11
3-27-1971 . hL 8-0
3-23-1973 . hW 13-6
3-22-1974 . hL 3-7
3-23-1975 . hW 6-4
3-25-1975 . hL 1-10
3-24-1976 . hW 10-7
3-23-1977 . hW 1-7
3-23-1977 . hW 7-5
3-20-1978 . hW 10-7
3-22-1978 . hL 5-13
3-19-1979 . hW 4-3
3-22-1979 . hW 7-4

Cornell

(1-3)

H:1-3 A:0-0 N:0-0

4-12-1901 . hL 5-13
4-2-1902 . hL 5-25
3-23-1991 . hW (7) 10-5
3-23-1991 . hL (7) 7-9

Covington Mills

(2-0)

H:1-0 A:1-0 N:0-0

8-2-1946 . hW 4-0
8-24-1946 . aW 11-9

Creighton

(1-1)

H:0-0 A:0-0 N:1-1

3-27-1990 . 18L (8) 4-5
3-31-1990 . 18W (10) 3-2

Cumberland

(1-0)

H:1-0 A:0-0 N:0-0

5-24-1906 . hW 11-0

Dalhousie

(2-0)

H:2-0 A:0-0 N:0-0

5-4-1907 . hW# 9-1
5-1-1909 . hW 2-1

Dartmouth

(3-3)

H:3-2 A:0-0 N:0-1

4-6-1923 . hW (11) 1-0
4-7-1923 . hW (10) 3-2
3-28-1924 . hL 3-7
3-29-1924 . 4L (7) 7-11
4-3-1925 . hW 7-5
4-4-1925 . hL 0-1

Davidson

(12-2)

H:11-2 A:1-0 N:0-0

4-5-1918 . hL 1-7
4-6-1918 . hW 6-1
4-30-1920 . hW 6-2
5-1-1920 . hW 5-0
3-29-1967 . hW 14-1
3-30-1967 . hW 9-0
3-2-1983 . hW 10-3
3-18-1989 . hW (7) 1-0
3-18-1989 . hW (5) 17-0
4-30-1989 . aW 12-5
3-31-1992 . hW 4-3
4-6-1993 . hW 6-4
4-13-1994 . hL 4-6
4-4-1995 . hW 7-6

DePauw

(4-0)

H:4-0 A:0-0 N:0-0

3-24-1968 . hW 10-3
3-29-1969 . hW 15-1
3-22-1971 . hW 9-2
3-22-1973 . hW 13-4

Detroit Tigers

(0-2)

H:0-2 A:0-0 N:0-0

3-16-1922 . hL# 2-4
3-17-1922 . hL# 4-7

Dortch's Bakery

(1-0)

H:1-0 A:0-0 N:0-0

7-31-1946 . hW 12-4

Duke

(88-32)

Formerly: Trinity College

H:49-14 A:30-15 N:9-3

5-4-1903 . hW 10-0
4-10-1905 . hW (12) 3-2
4-6-1906 . hL 0-10
4-7-1906 . hW 5-1
4-10-1908 . hL 0-2
4-11-1908 . hL 0-5
4-16-1909 . hW 3-1

Connecticut

(6-1)

H:5-1 A:0-0 N:1-0

5-27-1994 . 32W* 7-0
3-9-1996 . hW 7-0
3-9-1996 . hW 8-2
3-10-1996 . hW 11-8
3-10-2000 . hW 12-0
3-11-2000 . hL 5-11
3-12-2000 . hW 17-7

Cornell

(1-3)

H:1-3 A:0-0 N:0-0

4-12-1901 . hL 5-13
4-2-1902 . hL 5-25
3-23-1991 . hW (7) 10-5
3-23-1991 . hL (7) 7-9

Covington Mills

(2-0)

H:1-0 A:1-0 N:0-0

8-2-1946 . hW 4-0
8-24-1946 . aW 11-9

Creighton

(1-1)

SERIES HISTORY

Erskine

(16-1)

H:15-1 A:1-0 N:0-0

3-26-1920 .hW 4-2
3-27-1920 .hW 18-0
5-5-1967 .hL 1-4
4-10-1967 .aW 5-2
4-16-1968 .hW 5-4
4-10-1970 .hW 3-2
4-11-1970 .hW 4-3
4-2-1971 .hW 8-7
4-3-1971 .hW 2-0
4-1-1972 .hW (7) 2-0
4-1-1972 .hW (7) 4-0
4-6-1973 .hW 4-2
4-5-1974 .hW 12-4
4-6-1974 .hW 15-10
3-31-1975 .hW 3-1
4-1-1975 .hW 11-2
3-26-1976 .hW 11-9

Evansville

(5-2)

H:5-2 A:0-0 N:0-0

3-2-1979 .hL 1-7
3-4-1984 .hL 5-14
3-3-1985 .hW 12-4
3-6-1987 .hW 21-5
3-7-1987 .hW 10-6
2-22-1997 .hW 9-1
2-23-1997 .hW 21-10

Fairfield

(1-1)

H:1-1 A:0-0 N:0-0

3-30-1978 .hW 17-0
3-18-1979 .hL 3-7

Florida

(35-59-1)

H:21-23 A:12-36-1 N:0-0

4-1-1904 .hW 10-1
4-2-1904 .hW 13-0
4-15-1920 .hW 8-0
4-26-1920 .aW 9-3
4-27-1920 .aW (12) 6-3
4-20-1923 .hW 2-0
4-21-1923 .hW 13-0
4-5-1929 .aL (7) 3-4
4-6-1929 .aW 3-1
4-3-1930 .hW 2-1
4-4-1930 .hL 1-3
4-13-1931 .aL 6-8
4-14-1931 .aL 8-9
4-22-1931 .hW 8-4
4-23-1931 .hL 3-4
4-26-1932 .hL 4-6
4-26-1932 .hL (7) 1-7
4-9-1934 .hW 3-2
4-10-1934 .hL (7) 6-18
4-16-1937 .aW 10-11
4-17-1937 .aL 4-5
4-13-1938 .hL 4-7
4-14-1938 .hL 1-11
4-7-1939 .aL (7) 2-14
4-8-1939 .aL 3-5
4-12-1940 .aT (6) 1-1
4-13-1940 .aL 1-7
5-6-1940 .hW 9-8
5-7-1940 .hL 5-8
4-23-1941 .hL 3-5
4-24-1941 .hW 4-1
3-23-1949 .aL 1-6
3-24-1949 .aL 1-11
4-29-1949 .hL 3-6
4-30-1949 .hW 11-1
3-21-1951 .aL 7-10
3-22-1951 .aW 10-8
4-18-1951 .aL 5-15
4-25-1951 .aL 6-7
3-21-1952 .aL 3-9
3-22-1952 .aL 2-13
4-25-1952 .aW 6-3
4-26-1952 .aL 5-13
3-27-1953 .aL 4-15
3-28-1953 .aL 2-13
4-24-1953 .hW 5-4
4-25-1953 .hL 2-11
3-26-1954 .aL 5-16
3-27-1954 .aW 15-4
4-19-1954 .hL 5-15
4-20-1954 .hW 6-3
3-25-1955 .aL 3-11
3-26-1955 .aW 11-7
4-11-1955 .hL 7-11
4-12-1955 .hW 7-6
3-23-1956 .aL 3-5
3-24-1956 .aL 2-3
3-24-1956 .aL 6-7
3-22-1957 .aW 12-1

3-23-1957 .aW 10-1
3-23-1957 .aW 8-2
4-4-1958 .hL 4-6
4-5-1958 .hL 0-3
5-2-1958 .aL (10) 3-4
5-1-1958 .aL 1-3
4-3-1959 .aL 1-10
4-4-1959 .aW 12-4
5-1-1959 .hW 2-1
5-2-1959 .hW 17-8
4-15-1960 .hL 3-11
4-16-1960 .hL 8-14
5-6-1960 .aW 5-2
5-7-1960 .aL 4-5
4-14-1961 .aL 3-5
4-15-1961 .aL 0-11
5-5-1961 .hW 2-1
5-6-1961 .hL 1-12
4-13-1962 .hL 1-12
4-14-1962 .hL 5-9
5-4-1962 .aL 4-15
5-5-1962 .aL 2-7
3-22-1963 .aL 5-12
3-23-1963 .aL 2-14
4-19-1963 .hL 8-11
4-20-1963 .hW 7-2
3-27-1964 .aL 1-2
4-17-1964 .hL 3-17
4-18-1964 .hW 4-2
4-28-1965 .hW 12-5
4-29-1965 .hW 4-3
5-3-1982 .hL 3-4
6-2-2012 .aL* 2-6
6-3-2012 .aL* 3-15

Florida A&M

(2-0)

H:2-0 A:0-0 N:0-0

5-14-1981 .hW 13-0
4-5-1984 .hW 19-5

Florida Atlantic

(4-1)

H:4-1 A:0-0 N:0-0

6-7-2002 .hW* 14-3
6-8-2002 .hW* 11-5
5-6-2005 .hW (10) 5-4
5-7-2005 .hW 12-3
5-8-2005 .hL 0-2

Florida Southern

(3-4)

H:0-0 A:3-4 N:0-0

3-23-1951 .aW 11-10
3-24-1951 .aW 20-2
3-19-1958 .aL 1-8
3-20-1958 .aL 3-9
3-18-1963 .aL 5-7
3-25-1966 .aW 6-1
3-26-1966 .aL 3-4

Florida State

(45-70)

H:19-27 A:16-36 N:10-7

6-6-1959 .9L* 9-16
5-23-1962 .aW 4-10
3-20-1962 .aL 8-9
3-21-1962 .aL (10) 6-7
5-16-1963 .hL (7) 5-10
5-16-1963 .hW (7) 5-4
3-23-1964 .aL 0-5
3-24-1964 .aL 2-3
4-21-1964 .hL 1-14
5-2-1969 .aL 1-2
5-3-1969 .aW 8-5
4-29-1972 .aL 2-4
4-30-1972 .aL 3-8
4-28-1973 .hW 1-0
4-29-1973 .hW 3-2
4-12-1975 .aL 0-11
4-13-1975 .aL 3-9
5-2-1976 .hL 6-18
5-2-1976 .hW 4-3
5-11-1978 .aL (10) 3-4
5-13-1978 .aL+ 4-8
4-28-1979 .hL 2-5
4-29-1979 .hL 4-11
2-18-1984 .aL 6-12
2-19-1984 .aW 15-2
4-28-1985 .hL 0-19
4-29-1985 .hL 3-13
5-24-1985 .aL* 1-9
3-25-1985 .aW* 8-3
2-22-1986 .aL 4-6
3-23-1986 .aL 4-9
2-31-1986 .hW 5-7
4-1-1987 .hL 8-10
4-2-1987 .aL 2-15
4-24-1988 .aW 10-2
2-6-1989 .aL 1-14
4-3-1992 .aL 6-9

4-4-1992 .aL 2-3
4-5-1992 .aW 10-3
4-2-1993 .hW 10-3
4-3-1993 .hL 3-17
4-4-1993 .hL 1-5
5-1-1993 .21L+ 2-5
4-29-1994 .aL 4-6
4-30-1994 .aW 6-2
5-1-1994 .aW 7-5
6-5-1994 .33W\$ (10) 12-4
5-5-1995 .hW 5-4
5-6-1995 .hW 11-9
5-7-1995 .hL 9-14
4-26-1996 .aL 4-16
4-27-1996 .aL 3-6
4-28-1996 .aW 4-1
4-18-1997 .hL (12) 9-10
4-19-1997 .hL 6-11
4-20-1997 .hW (10) 12-11
4-17-1998 .aL 2-3
4-18-1998 .aL 3-8
4-19-1998 .aL 5-10
4-30-1999 .hW 3-2
5-1-1999 .hL 4-18
5-2-1999 .hL 2-4
5-20-1999 .34L+ 3-7
4-21-2000 .aL 0-6
4-22-2000 .aW 5-0
4-23-2000 .aL 5-7
5-20-2000 .40W+ 10-3
4-27-2001 .hW 9-8
4-28-2001 .hL 2-6
4-29-2001 .hW 12-2
5-17-2001 .40W+ (10) 6-5
4-19-2002 .aL 3-4
4-20-2002 .aL 9-14
4-21-2002 .aL 1-13
5-25-2002 .37L+ 4-7
5-2-2003 .hL 1-7
5-3-2003 .hW (10) 5-4
5-4-2003 .hL 7-12
5-25-2003 .44W+ 10-7
4-23-2004 .aW 11-4
4-24-2004 .aW 12-2
4-25-2004 .aW 7-6
5-28-2004 .44W+ 13-4
5-29-2004 .44L+ 7-8
5-30-2004 .44L+ 5-17
4-15-2005 .hW 6-4
4-16-2005 .hW 9-8
4-17-2005 .hW 9-4
5-26-2005 .48W+ 5-4
5-28-2005 .48W+(7) 18-2
4-21-2006 .aW 15-8
4-23-2006 .aW 10-4
4-23-2006 .aW 8-7
5-17-2007 .hL 2-17
5-18-2007 .hL 2-10
5-19-2007 .hL 11-17
3-14-2008 .aL 7-8
3-15-2008 .aL 2-11
3-16-2008 .aL 8-17
5-8-2009 .hW 12-3
5-9-2009 .hL 6-8
5-10-2009 .hW 6-5
5-23-2009 .15W+ 9-2
5-28-2011 .34L+ 2-4
4-6-2012 .hL (10) 1-2
4-7-2012 .hL 7-12
4-18-2012 .hL 4-8
4-23-2012 .50W+ 5-4
3-22-2013 .aW 10-0
3-22-2013 .aL 3-11
3-24-2013 .aL 6-8
5-22-2013 .34W+ 4-3
4-11-2014 .hW 5-3
4-12-2014 .hW 12-4
4-13-2014 .hL 4-5

Fort Benning

(0-1)

H:0-0 A:0-1 N:0-0

4-7-1943 .aL 3-10

Fort McPherson

(2-1)

H:2-1 A:0-0 N:0-0

4-30-1904 .hW# 11-4
3-18-1909 .hW# 14-4
3-23-1918 .hL# 2-3

Furman

(20-2)

H:12-1 A:8-1 N:0-0

4-20-1906 .hW 1-0
4-21-1906 .hW 4-3
5-1-1906 .aW 7-4
4-26-1919 .aW 4-3
4-27-1919 .aW 4-2
5-14-1920 .aW 12-1

5-15-1920 .aW 4-0
3-27-1925 .hW 12-2
3-28-1925 .hW 12-3
4-3-1964 .hW 6-3
4-4-1964 .hW 4-3
5-1-1965 .aW 2-0
4-9-1966 .hW 6-0
4-12-1967 .hL 3-7
4-27-1967 .aW 6-1
5-1-1968 .aL 2-3
5-9-1968 .hW 6-5
3-22-1969 .hW 12-7
4-24-1969 .aW 8-3
4-16-1970 .hW 9-3
2-17-1987 .hW 10-4
6-3-2005 .hW* (10) 5-4

Gardner-Webb

(2-0)

H:2-0 A:0-0 N:0-0

3-23-2002 .hW 9-3
3-24-2002 .hW 6-2

George Mason

(1-0)

H:0-0 A:0-0 N:1-0

5-21-1992 .27W* 5-4

George Washington

(5-1)

H:4-0 A:0-0 N:1-1

6-11-1948 .36L* (11) 2-3
6-5-1959 .9W* 7-2
3-19-1983 .hW 11-4
2-28-2003 .hW 13-4
3-1-2003 .hW 4-2
3-2-2003 .hW 9-2

Georgetown

(2-4)

H:1-1 A:1-3 N:0-0

3-26-1915 .hW 6-2
3-27-1915 .hL 2-9
4-25-1921 .aL 1-8
4-26-1921 .aW 3-2
4-24-1922 .aL 7-8
4-25-1922 .aL 3-5

Georgia

(159-201-2)

H:90-69-1 A:54-113

N:15-19-1

4-21-1898 .aL 4-18
4-15-1899 .aL 1-25
5-12-1900 .hW 7-0
4-20-1901 .hW 13-1
4-26-1902 .hL 10-11
5-10-1902 .hW 8-7
5-13-1902 .aL 7-9
4-27-1903 .hL (10) 3-5
5-12-1903 .aW 10-5
4-26-1904 .hW 10-4
5-4-1904 .aL (12) 1-2
5-11-1904 .aL 4-7
4-8-1905 .hW 11-3
4-27-1905 .hW 2-1
5-10-1905 .aW 11-2
5-27-1905 .hW 4-3
4-4-1906 .aL 3-4
4-18-1906 .aW 5-4
5-18-1906 .hW 9-1
5-19-1906 .hW 3-2
4-3-1907 .aW 3-1
5-17-1907 .hW 4-1
5-18-1907 .hW (f) 9-0
4-20-1909 .aW 3-1
4-21-1909 .aL 0-4
5-20-1909 .2W 4-3
5-21-1909 .aW 3-0
5-22-1909 .2L 1-2
5-10-1910 .aW 1-0
5-11-1910 .aL 6-7
5-20-1910 .2L (6) 0-2
5-21-1910 .2T (14) 0-0
5-4-1911 .aW 6-0
5-5-1911 .aL (10) 2-3
5-12-1911 .hW 2-1
5-13-1911 .hL 2-6
5-16-1912 .aL 4-6
5-17-1912 .aL 4-6
5-18-1912 .aL 2-4
5-9-1913 .aW 4-3
5-10-1913 .aW 5-4
5-11-1913 .hL 1-4
5-12-1913 .hW 4-2
5-8-1914 .aL 4-5
5-9-1914 .aL 4-5
5-15-1914 .hL 2-9
5-16-1914 .hW 6-2
5-8-1915 .hT (13) 1-1

5-14-1915 .aL 4-7
5-15-1915 .aL 2-5
5-12-1916 .aL 6-8
5-13-1916 .aW 9-7
5-19-1916 .hL 2-4
5-20-1916 .hW 5-1
5-11-1917 .hL 0-1
5-12-1917 .hL 1-2
5-10-1918 .aL 0-2
5-11-1918 .aW 4-3
5-17-1918 .hL 2-4
5-18-1918 .hW (11) 5-4
5-9-1919 .hL 1-2
5-10-1919 .hL 0-8
5-16-1919 .aL 5-7
5-17-1919 .aL 2-5
5-8-1925 .aL 0-4
5-9-1925 .aL 3-7
5-15-1925 .hW 10-9
5-16-1925 .hL 4-6
5-7-1926 .aL 1-2
5-8-1926 .aL 3-5
5-14-1926 .2W 7-6
5-15-1926 .2W 4-3
4-29-1927 .aL 9-10
4-30-1927 .4L (8) 1-8
5-13-1927 .aW 10-5
5-14-1927 .aL 8-10
5-18-1928 .aL 5-9
5-25-1928 .aL 2-3
5-26-1928 .4W 7-5
5-3-1929 .aL 2-8
5-4-1929 .aL 1-12
5-17-1929 .aW 9-5
5-18-1929 .aL 1-3
5-9-1930 .aL 6-7
5-10-1930 .aL 3-4
5-16-1930 .hL 3-7
5-1-1931 .aL 6-7
5-2-1931 .aW 5-3
5-15-1931 .hL 0-17
5-16-1931 .hW 11-4
5-6-1932 .hL 3-8
5-7-1932 .hL 2-9
5-13-1932 .aL 0-5
5-14-1932 .aL 9-10
5-5-1933 .aL 1-4
5-6-1933 .aL 2-10
5-12-1933 .hL 3-13
5-13-1933 .hW 9-3
5-4-1934 .hW 9-7
5-5-1934 .hL 3-4
5-11-1934 .aW (10) 9-8
5-12-1934 .aL 3-4
5-3-1935 .hW 9-8
5-4-1935 .aL 2-8
5-11-1935 .hL 1-4
5-7-1937 .hW (12) 5-4
5-8-1937 .hL 8-13
5-14-1937 .aW 16-11
5-15-1937 .hW (10) 6-5
5-13-1938 .aL 8-10
5-14-1938 .hL 4-6
5-20-1938 .hW 9-4
5-21-1938 .aL 5-6
5-12-1939 .hW 9-3
5-19-1939 .aL 0-3
5-20-1939 .hL 2-11
5-3-1940 .aL 2-5
5-4-1940 .hL 3-4
5-10-1940 .hL 3-4
5-11-1940 .aL 3-11
5-2-1941 .hL 7-9
5-3-1941 .aL 5-20
5-9-1941 .aL 2-5
5-10-1941 .hL 7-9
4-29-1942 .aL 5-19
5-1-1942 .hL 1-5
5-2-1942 .aL 0-13
5-5-1942 .hW 7-4
8-9-1946 .hW 2-1
8-9-1946 .aW 14-6
8-14-1946 .aW 22-7
8-16-1946 .hW 9-3
5-16-1947 .aW 6-4
5-17-1947 .aL 2-11
5-30-1947 .hW 8-7
5-31-1947 .aW 18-5
5-14-1948 .hL 9-11
5-15-1948 .hW 14-10
5-21-1948 .aL 11-13
5-22-1948 .aL 3-8
5-13-1949 .aL 6-7
5-14-1949 .hW 9-8
5-20-1949 .hW 8-7
5-21-1949 .hL 7-8
5-13-1950 .hW 5-4
5-17-1950 .aW 5-3
5-18-1950 .aL 3-7
5-4-1951 .aL 6-7

5-5-1951 .aL 4-6
5-11-1951 .hW 4-0
5-12-1951 .hW 8-7
5-2-1952 .hW 6-5
5-3-1952 .hL 7-15
5-9-1952 .hL 6-9
5-10-1952 .hL 1-5
4-17-1953 .aL 2-12
4-18-1953 .aL 3-11
5-8-1953 .hW 4-3
5-9-1953 .hL 2-4
4-30-1954 .hL 1-3
5-1-1954 .hL 3-7
5-14-1954 .aL 0-5
5-15-1954 .aL 0-3
4-22-1955 .aL 1-15
4-23-1955 .aW 5-2
5-6-1955 .hL 5-6
5-7-1955 .hW 18-4
4-13-1956 .aL 3-6
4-14-1956 .aL 3-7
5-4-1956 .hL 3-5
5-5-1956 .hW 7-1
4-12-1957 .hW 10-0
4-13-1957 .hL (12) 3-4
5-3-1957 .aW 3-0
5-4-1957 .aL 0-8
4-23-1958 .aL 4-7
5-7-1958 .aL 4-7
5-9-1958 .hL 5-7
5-10-1958 .hW 12-11
4-15-1959 .aW 4-3
5-6-1959 .aL 3-4
5-8-1959 .hW 6-2
5-9-1959 .hW 12-7
4-29-1960 .hW 9-0
5-13-1960 .aL 4-9
5-14-1960 .aL 8-11
4-7-1961 .aL 6-14
5-8-1961 .aW 6-5
4-19-1961 .hL (7) 5-12
4-19-1961 .hW (7) 6-2
3-27-1962 .aL 0-11
4-18-1962 .aL 6-7
4-24-1962 .aL 1-2
5-1-1962 .hW 8-7
4-13-1963 .hL 6-15
4-16-1963 .aL 2-4
5-2-1963 .hL 0-5
5-4-1963 .aL 8-12
4-2-1964 .aL 1-2
5-5-1964 .hL 0-4
4-1-1965 .aL 1-10
4-6-1965 .hL 4-12
4-20-1965 .hW 3-1
5-4-1965 .aL 5-10
4-6-1966 .hL 3-4
4-13-1966 .aW 11-2
5-4-1966 .hL 2-4
5-5

4-27-2010	.45W	6-4
3-22-2011	aW	15-6
4-12-2011	hW	5-3
4-26-2011	.45L	4-6
3-20-2012	aL	1-7
4-24-2012	.45W	4-3
5-9-2012	hW	8-6
4-9-2013	aW	7-5
4-23-2013	.45L	0-17
5-14-2013	hL (11)	13-14
3-4-2014	aL	0-1
4-15-2014	hW	4-1
5-13-2014	.45W	2-0

Georgia College (5-2)

<u>H: 5-2, A: 0-0, N: 0-0</u>		
4-30-1980	hW	4-1
4-29-1981	hW	6-2
4-27-1982	hW	9-3
4-28-1983	hW	10-8
2-26-1984	hW	12-8
4-15-1985	hL	9-11
5-1-1986	hL	5-16

Georgia Southern (94-31)

Formerly: Ga. Teachers Coll.
H:52-16,A:41-15,N:1-0

5-6-1947	hW	8-7
5-19-1972	hW	4-2
5-20-1972	hW	3-2
5-16-1973	hL	5-6
5-16-1973	hL	2-13
4-7-1974	aL	5-10
4-30-1975	hL	6-9
5-9-1982	hW	2-0
5-9-1982	hL	3-8
2-20-1984	aW	15-7
2-21-1984	aW	18-6
5-11-1985	hW	15-6
5-12-1985	hW	3-1
2-24-1986	aL	1-5
2-25-1986	aL	8-11
5-10-1986	hL	2-4
5-11-1986	hW	7-1
2-23-1987	aW	10-3
2-24-1987	aW (10)	2-1
5-9-1987	hW	11-9
5-10-1987	hW	14-6
2-13-1988	aL	2-3
2-14-1988	.22W	11-3
4-4-1988	hW	15-7
4-5-1988	hW	4-2
2-25-1989	aW	5-0
2-26-1989	aW	13-9
4-5-1989	hW (7)	12-10
4-5-1989	hW (7)	5-3
2-17-1990	aW	8-3
5-7-1990	hW	15-5
5-8-1990	hW	6-3
2-23-1991	aW	6-4
2-24-1991	aL	8-13
5-7-1991	hL	2-6
5-8-1991	hW	7-1
2-16-1992	aW (7)	4-2
2-16-1992	aW (7)	6-0
3-3-1992	hW	11-6
3-4-1992	hW	9-8
2-20-1993	aW	6-2
2-21-1993	aL	3-7
5-11-1993	hW	9-2
5-12-1993	hW	10-5
2-19-1994	aW	6-3
2-20-1994	aW	15-2
5-6-1994	hW	9-6
5-7-1994	hW	8-6
5-8-1994	hW	15-6
2-19-1995	aL	3-7
2-19-1995	aL	3-10
5-9-1995	hW	7-5
5-10-1995	hL	12-13
2-13-1996	aL (10)	3-4
2-14-1996	aL	4-8
5-7-1996	hL	5-6
5-8-1996	hW	7-4
2-8-1997	aW	10-0
2-9-1997	aW	8-5
5-6-1997	hW	10-0
7-7-1997	hL	5-16
2-14-1998	aW	4-2
2-15-1998	aW	8-6
3-24-1998	hW	19-6
3-25-1998	hL	7-11
2-13-1999	aW	6-4
2-14-1999	aW	11-4
5-8-1999	hW	9-8
5-9-1999	hW	3-1
2-12-2000	aW	15-3
2-13-2000	aW	7-6
4-18-2000	hW	17-5

4-19-2000	hW	22-8
5-26-2000	hW*	11-9
2-17-2001	aW	23-3
2-18-2001	aW	10-2
4-10-2001	hW	5-4
4-11-2001	hW	12-6
2-9-2002	aW	10-2
2-10-2002	aW	7-4
4-2-2002	hW (10)	4-3
4-8-2002	hW	9-3
2-15-2003	aW	8-1
2-15-2003	aW	8-3
4-15-2003	hW	8-5
4-16-2003	hL	7-8
2-15-2004	aW	15-6
2-15-2004	aW (10)	5-4
3-27-2004	hL	7-8
3-18-2004	hW	13-2
2-12-2005	aW	10-6
2-13-2005	aW	13-6
3-1-2005	hW	9-1
3-9-2005	hW	17-6
2-11-2006	aW	13-9
2-12-2006	aW	15-7
4-4-2006	hL	7-19
4-5-2006	hW	7-4
2-10-2007	aL	4-11
2-11-2007	aL	6-9
3-27-2007	hW	10-2
3-28-2007	hW	6-2
2-26-2008	hW	11-2
2-27-2008	hW (10)	1-0
4-16-2008	aL	14-8
2-24-2009	aL	5-6
2-25-2009	aW	5-3
4-7-2009	hW	8-4
4-8-2009	hL	3-23
2-23-2010	aW	10-2
2-24-2010	aW	8-5
4-20-2010	hW	6-2
4-21-2010	hW	18-4
2-22-2011	aL	5-6
2-23-2011	aW	7-4
3-15-2011	hW	4-3
3-16-2011	hW	12-3
2-22-2012	aW	11-9
3-27-2012	hL	3-5
3-28-2012	hW	10-5
2-26-2013	aW	11-4
2-27-2013	aW	14-8
3-19-2013	hL	4-5
2-19-2014	aL	3-4
4-8-2014	hW	13-2

Georgia Southern (94-31)

Formerly: Ga. Teachers Coll.
H:52-16,A:41-15,N:1-0

5-6-1947	hW	8-7
5-19-1972	hW	4-2
5-20-1972	hW	3-2
5-16-1973	hL	5-6
5-16-1973	hL	2-13
4-7-1974	aL	5-10
4-30-1975	hL	6-9
5-9-1982	hW	2-0
5-9-1982	hL	3-8
2-20-1984	aW	15-7
2-21-1984	aW	18-6
5-11-1985	hW	15-6
5-12-1985	hW	3-1
2-24-1986	aL	1-5
2-25-1986	aL	8-11
5-10-1986	hL	2-4
5-11-1986	hW	7-1
2-23-1987	aW	10-3
2-24-1987	aW (10)	2-1
5-9-1987	hW	11-9
5-10-1987	hW	14-6
2-13-1988	aL	2-3
2-14-1988	.22W	11-3
4-4-1988	hW	15-7
4-5-1988	hW	4-2
2-25-1989	aW	5-0
2-26-1989	aW	13-9
4-5-1989	hW (7)	12-10
4-5-1989	hW (7)	5-3
2-17-1990	aW	8-3
5-7-1990	hW	15-5
5-8-1990	hW	6-3
2-23-1991	aW	6-4
2-24-1991	aL	8-13
5-7-1991	hL	2-6
5-8-1991	hW	7-1
2-16-1992	aW (7)	4-2
2-16-1992	aW (7)	6-0
3-3-1992	hW	11-6
3-4-1992	hW	9-8
2-20-1993	aW	6-2
2-21-1993	aL	3-7
5-11-1993	hW	9-2
5-12-1993	hW	10-5
2-19-1994	aW	6-3
2-20-1994	aW	15-2
5-6-1994	hW	9-6
5-7-1994	hW	8-6
5-8-1994	hW	15-6
2-19-1995	aL	3-7
2-19-1995	aL	3-10
5-9-1995	hW	7-5
5-10-1995	hL	12-13
2-13-1996	aL (10)	3-4
2-14-1996	aL	4-8
5-7-1996	hL	5-6
5-8-1996	hW	7-4
2-8-1997	aW	10-0
2-9-1997	aW	8-5
5-6-1997	hW	10-0
7-7-1997	hL	5-16
2-14-1998	aW	4-2
2-15-1998	aW	8-6
3-24-1998	hW	19-6
3-25-1998	hL	7-11
2-13-1999	aW	6-4
2-14-1999	aW	11-4
5-8-1999	hW	9-8
5-9-1999	hW	3-1
2-12-2000	aW	15-3
2-13-2000	aW	7-6
4-18-2000	hW	17-5

Georgia Southern (94-31)

Formerly: Ga. Teachers Coll.
H:52-16,A:41-15,N:1-0

5-6-1947	hW	8-7
5-19-1972	hW	4-2
5-20-1972	hW	3-2
5-16-1973	hL	5-6
5-16-1973	hL	2-13
4-7-1974	aL	5-10
4-30-1975	hL	6-9
5-9-1982	hW	2-0
5-9-1982	hL	3-8
2-20-1984	aW	15-7
2-21-1984	aW	18-6
5-11-1985	hW	15-6
5-12-1985	hW	3-1
2-24-1986	aL	1-5
2-25-1986	aL	8-11
5-10-1986	hL	2-4
5-11-1986	hW	7-1
2-23-1987	aW	10-3
2-24-1987	aW (10)	2-1
5-9-1987	hW	11-9
5-10-1987	hW	14-6
2-13-1988	aL	2-3
2-14-1988	.22W	11-3
4-4-1988	hW	15-7
4-5-1988	hW	4-2
2-25-1989	aW	5-0
2-26-1989	aW	13-9
4-5-1989	hW (7)	12-10
4-5-1989	hW (7)	5-3
2-17-1990	aW	8-3
5-7-1990	hW	15-5
5-8-1990	hW	6-3
2-23-1991	aW	6-4
2-24-1991	aL	8-13
5-7-1991	hL	2-6
5-8-1991	hW	7-1
2-16-1992	aW (7)	4-2
2-16-1992	aW (7)	6-0
3-3-1992	hW	11-6
3-4-1992	hW	9-8
2-20-1993	aW	6-2
2-21-1993	aL	3-7
5-11-1993	hW	9-2
5-12-1993	hW	10-5
2-19-1994	aW	6-3
2-20-1994	aW	15-2
5-6-1994	hW	9-6
5-7-1994	hW	8-6
5-8-1994	hW	15-6
2-19-1995	aL	3-7
2-19-1995	aL	3-10
5-9-1995	hW	7-5
5-10-1995	hL	12-13
2-13-1996	aL (10)	3-4
2-14-1996	aL	4-8
5-7-1996	hL	5-6
5-8-1996	hW	7-4
2-8-1997	aW	10-0
2-9-1997	aW	8-5
5-6-1997	hW	10-0
7-7-1997	hL	5-16
2-14-1998	aW	4-2
2-15-1998	aW	8-6
3-24-1998	hW	19-6
3-25-1998	hL	7-11
2-13-1999	aW	6-4
2-14-1999	aW	11-4
5-8-1999	hW	9-8
5-9-1999	hW	3-1
2-12-2000	aW	15-3
2-13-2000	aW	7-6
4-18-2000	hW	17-5

4-19-2000	hW	22-8
5-26-2000	hW*	11-9
2-17-2001	aW	23-3
2-18-2001	aW	10-2
4-10-2001	hW	5-4
4-11-2001	hW	12-6
2-9-2002	aW	10-2
2-10-2002	aW	7-4
4-2-2002	hW (10)	4-3
4-8-2002	hW	9-3
2-15-2003	aW	8-1
2-15-2003	aW	8-3
4-15-2003	hW	8-5
4-16-2003	hL	7-8
2-15-2004	aW	15-6
2-15-2004	aW (10)	5-4
3-27-2004	hL	7-8
3-18-2004	hW	13-2
2-12-2005	aW	10-6
2-13-2005	aW	13-6
3-1-2005	hW	9-1
3-9-2005	hW	17-6
2-11-2006	aW	13-9
2-12-2006	aW	15-7
4-4-2006	hL	7-19
4-5-2006	hW	7-4
2-10-2007	aL	4-11
2-11-2007	aL	6-9
3-27-2007	hW	10-2
3-28-2007	hW	6-2
2-26-2008	hW	11-2
2-27-2008	hW (10)	1-0
4-16-2008	aL	14-8
2-24-2009	aL	5-6
2-25-2009	aW	5-3
4-7-2009	hW	8-4
4-8-2009	hL	3-23
2-23-2010	aW	10-2
2-24-2010	aW	8-5
4-20-2010	hW	6-2
4-21-2010	hW	18-4
2-22-2011	aL	5-6
2-23-2011	aW	7-4
3-15-2011	hW	4-3
3-16-2011	hW	12-3
2-22-2012	aW	11-9
3-27-2012	hL	3-5
3-28-2012	hW	10-5
2-26-2013	aW	11-4
2-27-2013	aW	14-8
3-19-2013	hL	4-5
2-19-2014	aL	3-4
4-8-2014	hW	13-2

Georgia Southern (94-31)

SERIES HISTORY

3-11-2011 . hW 1-0
3-12-2011 . hW 9-3
3-13-2011 . hW 6-2
4-18-2014 . aL 2-7
4-19-2014 . aL 1-4
4-20-2014 . aW (12) ... 13-6
5-25-2014 . 50W+ 9-4

Memphis (1-4)

Formerly: Memphis State

H:1-3, A:0-0, N:0-1

5-6-1966 . hL 2-7
5-7-1966 . hW 2-0
4-14-1972 . hL 2-3
4-15-1972 . hL 3-22
5-13-1977 . 13L+ 2-9

Mercer (106-54)

H:63-24, A:42-29, N:1-1

4-17-1897 . aL 6-9
5-7-1898 . aL 8-10
5-6-1899 . aL 2-14
4-7-1900 . aL 1-10
4-26-1901 . hW 3-0
4-27-1901 . hL 3-7
6-7-1901 . hL 10-15
6-8-1901 . hW 6-5
4-5-1902 . hW 8-1
5-3-1902 . hL 1-10
4-4-1903 . aL 4-6
4-18-1903 . hW 10-3
5-15-1903 . aW 9-3
3-26-1904 . hW 10-4
5-6-1904 . aW 4-1
5-7-1904 . aL (10) ... 2-3
4-29-1905 . hW# 9-2
5-12-1905 . aW 5-3
5-13-1905 . aW 2-0
5-20-1905 . hW 10-4
3-30-1906 . aW 14-1
3-31-1906 . aW 3-0
4-27-1906 . hW 4-3
4-28-1906 . hW 2-0
4-13-1907 . aW (11) ... 1-0
3-30-1907 . hW 4-0
3-27-1908 . aL 0-2
3-28-1908 . aL 2-3
4-9-1909 . hL 0-4
4-10-1909 . hW 7-3
5-3-1909 . aL 2-7
5-4-1909 . aL 2-3
4-8-1910 . hW 7-4
4-9-1910 . hW 10-0
4-29-1910 . aW 3-1
4-30-1910 . aW 2-0
4-7-1911 . hL 6-8
4-14-1911 . 3L 2-5
4-15-1911 . 3W 7-2
4-5-1912 . hL 2-3
4-6-1912 . hW 4-1
5-10-1912 . aW 4-1
5-11-1912 . aL 3-5
4-4-1913 . hL 2-3
4-5-1913 . hW 4-1
4-11-1913 . aL 2-4
4-13-1914 . hL 0-8
4-14-1914 . hW 5-1
4-30-1915 . hL 1-3
5-1-1915 . hL 3-7
4-8-1916 . aW 6-0
4-6-1917 . hL 0-2
4-7-1917 . hL 1-3
4-28-1917 . hW 4-2
5-9-1917 . aW 5-3
3-29-1918 . hL 0-8
3-30-1918 . hW 5-2
5-3-1918 . hL 3-4
5-4-1918 . aW 10-0
3-28-1919 . aL 1-10
3-29-1919 . aL (11) ... 4-5
4-18-1919 . hW (11) ... 3-2
4-19-1919 . hW 8-1
4-2-1920 . aW 3-0
4-7-1922 . hW 10-3
4-8-1922 . hW 1-0
4-27-1923 . aW 9-3
4-28-1923 . aW 9-2
4-13-1928 . hL 3-7
4-10-1931 . aL 7-9
4-11-1931 . aW 13-1
4-20-1931 . hW 7-3
4-21-1931 . hW 10-7
4-2-1954 . hW 14-4
4-3-1954 . aW 9-5
3-30-1955 . hW 5-4
4-6-1955 . aL 10-11
3-30-1956 . hW 10-2
5-1-1956 . aL 4-6

5-3-1960 . hW 12-2
5-10-1960 . aL 7-9
5-8-1962 . hW 12-2
5-12-1962 . aW 2-1
5-14-1963 . hW 5-0
5-12-1964 . hW 9-7
5-12-1965 . hW 11-5
5-15-1965 . aW 6-2
5-2-1966 . aW (12) ... 3-0
5-11-1966 . hW 7-5
5-9-1967 . hW 4-0
5-15-1967 . aW 9-2
5-7-1968 . aW 12-3
5-12-1970 . aW 3-0
5-15-1970 . hL 5-9
5-5-1972 . hW 4-0
5-11-1972 . aW 5-0
5-2-1973 . hW 4-3
5-4-1973 . aW 7-6
5-6-1974 . hW 7-4
3-27-1975 . aL 0-1
3-12-1976 . hL 1-5
4-23-1976 . aL 6-8
5-9-1977 . hW 9-1
4-29-1977 . aL 3-11
4-24-1978 . hL 5-8
5-6-1978 . aW (11) ... 5-4
5-4-1979 . hW 8-6
3-2-1981 . hL 5-7
4-2-1985 . hW 17-5
4-9-1985 . aW 13-5
4-29-1986 . hW 16-9
5-2-1986 . aW 5-2
3-11-1987 . aW 12-7
5-11-1987 . hW 11-4
5-9-1988 . hL (7) ... 7-11
5-9-1988 . hW (7) ... 2-1
5-6-1989 . hW 6-3
5-10-1989 . aL 8-14
2-13-1990 . aL 3-7
4-16-1990 . hW 18-1
4-9-1991 . aW 11-7
4-10-1991 . hW 9-6
4-15-1992 . aL 2-4
4-22-1992 . hW 11-5
3-9-1993 . aW 8-4
3-24-1993 . hW 8-5
4-14-1993 . hW 7-6
4-4-1994 . aL (10) ... 5-6
4-12-1995 . hW 9-2
5-2-1995 . aL 5-17
2-27-1996 . hW 7-2
4-10-1996 . aW 11-8
2-18-1997 . aW 12-8
3-5-1997 . hW 7-6
2-24-1998 . hL 9-13
4-22-1998 . aW 10-6
4-20-1999 . hW 7-2
5-11-1999 . aW 15-12
4-11-2000 . aW (7) ... 19-6
5-9-2000 . hW 16-7
3-27-2001 . hW 10-4
5-8-2001 . aW (7) ... 15-2
4-23-2002 . hW 12-1
5-8-2002 . aW 20-7
2-19-2003 . aW 9-1
3-25-2003 . hW 9-1
3-19-2008 . hW 10-0
4-22-2008 . aW 16-9
3-10-2009 . hW 17-3
3-23-2010 . aW 15-8
3-24-2010 . hW 19-4
6-04-2010 . hW# 10-0
3-29-2011 . hL 2-4
4-19-2011 . aL 3-6
5-10-2012 . hW 6-4
4-15-2012 . aL 3-4
3-5-2013 . hW 16-9
4-2-2013 . aL 1-10
3-25-2014 . hL 1-4
4-23-2014 . hL (10) ... 3-4

Mercer-Atlanta (8-0)

H:5-0, A:3-0, N:0-0

4-30-1982 . hW 6-5
5-5-1982 . aW 10-2
4-26-1983 . aW 19-6
4-28-1983 . aW 16-0
3-5-1983 . hW 21-3
5-6-1983 . hW 17-7
3-29-1984 . hW 12-1
4-28-1984 . hW 23-3

Merchants (1-0)

H:1-0, A:0-0, N:0-0

6-2-1900 . hW 12-8

Miami [Fla.] (35-52-2)

H:16-21, A:13-28-2, N:6-3

3-21-1958 . aL 6-7
3-22-1958 . aL 4-7
3-23-1959 . aL 3-4
3-25-1959 . aT 2-2
3-26-1959 . aW 15-3
3-27-1959 . aW 4-0
3-24-1960 . aL 1-5
3-26-1960 . aL 3-4
3-23-1961 . aL 3-10
5-25-1966 . aT 5-5
4-12-1965 . hL 1-5
4-13-1965 . hL 1-2
5-14-1966 . hL (7) ... 1-4
5-14-1966 . hW (7) ... 5-3
4-21-1967 . hW 6-2
4-22-1967 . hW (7) ... 2-1
4-22-1967 . hW (7) ... 4-2
5-27-1971 . 9L* 3-4
5-29-1971 . 9W* 5-3
4-16-1978 . hL 3-18
5-14-1982 . hL 7-10
5-15-1982 . hL 3-13
2-21-1983 . aW 4-1
2-22-1983 . aL 7-10
2-23-1983 . aL 4-10
4-2-1986 . aL* (10) ... 6-7
5-26-1986 . aL* 9-15
5-28-1988 . aL* 2-4
5-26-1989 . 27W+ 9-7
5-17-1991 . hW 9-5
5-18-1991 . hL 7-10
5-19-1991 . hL 1-7
5-15-1992 . aL (13) ... 5-6
5-16-1992 . aL 2-6
5-17-1992 . aL 3-4
4-4-1997 . aL 1-10
4-5-1997 . aL 4-9
4-6-1997 . aL 0-12
4-24-1998 . hW 22-7
4-25-1998 . hL 5-8
4-26-1998 . hL 8-9
5-6-2000 . aW 10-2
5-7-2000 . aL 2-3
5-8-2000 . aL 5-7
5-10-2002 . hW 7-6
5-11-2002 . hL 2-10
5-12-2002 . hW (8) ... 16-8
3-28-2003 . aL 6-7
3-29-2003 . aL 8-13
3-30-2003 . aL (8) ... 16-17
4-2-2004 . hW 17-4
4-3-2004 . hL 7-9
4-4-2004 . hL 13-16
3-25-2005 . aL 1-20
3-26-2005 . aW 17-7
3-27-2005 . aW 11-10
5-18-2006 . hL 7-8
5-19-2006 . hW 14-5
5-20-2006 . hW 12-7
5-24-2006 . 48W+ 2-1
5-26-2006 . 48W+ 7-4
4-6-2007 . aW 9-2
4-7-2007 . aL (11) ... 2-5
4-8-2007 . aL 7-8
4-12-2008 . hL 5-10
4-12-2008 . hL 5-15
4-13-2008 . hL 3-9
5-22-2008 . 48L+ 12-15
3-27-2009 . aW 13-9
3-28-2009 . aW 6-4
3-29-2009 . aL 2-6
5-20-2009 . 15L+ 6-8
5-14-2010 . hW 14-3
5-15-2010 . hL 2-9
5-16-2010 . hW 6-3
3-25-2011 . aW 8-3
3-26-2011 . aW 12-3
3-27-2011 . aW 3-1
5-15-2012 . hL 4-5
5-16-2012 . hL 6-8
5-17-2012 . hW 2-1
5-27-2012 . 50W+ 8-5
5-16-2013 . aL 3-8
5-17-2013 . aL 7-11
5-18-2013 . aW 10-1
3-14-2014 . hL 8-10
3-15-2014 . hW 13-7
3-15-2014 . hW (10) ... 3-2
5-21-2014 . 50W+ 6-3

Michigan (2-3)

H:1-2, A:0-0, N:1-1

4-9-1912 . 2L (7) ... 4-5
3-10-1995 . hW 15-8
3-11-1995 . hL 6-8
3-12-1995 . hL 5-27
2-23-2003 . 46W 7-6

Michigan State (0-2-1)

H:0-2, A:0-0, N:0-0

3-21-1932 . hT 4-4
3-25-1949 . hL 5-9
3-26-1949 . hL 2-7

Middle Tennessee State (4-1)

H:4-1, A:0-0, N:0-0

5-8-1970 . hW 4-1
3-26-1972 . hW 5-2
5-18-1990 . hL 4-5
5-19-1990 . hW (7) ... 5-0
5-20-1990 . hW (8) ... 5-4

Milledgeville Cadets (1-0)

H:0-0, A:1-0, N:0-0

5-15-1897 . aW 8-3

Milligan (16-3-1)

H:15-3-1, A:0-0, N:1-0

3-26-1965 . 7W 15-2
4-1-1966 . hW 11-2
4-2-1966 . hW 19-1
3-31-1967 . hW 10-2
4-1-1967 . hW 14-7
3-25-1968 . hW 2-1
3-26-1968 . hW 7-6
3-26-1969 . hL 6-10
3-27-1969 . hW (13) ... 10-9
3-30-1970 . hW 8-4
3-31-1970 . hT 0-0
3-29-1971 . hW 3-0
3-30-1971 . hW 2-1
3-27-1972 . hW 8-6
3-28-1972 . hW 7-6
3-30-73 . hW 3-1
4-5-1975 . hL 4-9
3-23-1976 . hW 5-1
3-20-1977 . hL 3-6
3-26-1979 . hW (7) ... 24-8

Minnesota (4-1)

H:3-0, A:0-0, N:1-1

3-31-1989 . 26L 4-14
3-7-1993 . 26W 11-3
2-11-1994 . hW 3-1
2-12-1994 . hW 10-5
2-13-1994 . hW 8-2

Mississippi (5-2)

H:4-2, A:1-0, N:0-0

4-4-1914 . hW 6-4
4-4-1914 . hW 6-0
4-21-1916 . hW 9-0
4-22-1916 . hW 4-3
5-18-1956 . aW+ 4-3
5-19-1959 . hL+ 5-8
5-20-1959 . hL+ 7-11

Mississippi Valley State (1-0)

H:1-0, A:0-0, N:0-0

3-15-2006 . hW 13-4

Mississippi State (3-11)

Formerly: Mississippi A&M

H:1-4, A:1-4, N:1-3

4-27-1914 . aL 1-9
4-14-1915 . hW 8-6
4-15-1915 . hL (10) ... 5-7
5-2-1919 . aW 6-2
3-3-1919 . aL 1-2
4-1-1927 . hL 3-10
4-2-1927 . hL 5-7
5-29-1971 . 9W* 20-8
5-30-1971 . 9L* 2-5
5-18-1985 . 16L# 5-7
5-19-1985 . 16L# 7-15
5-19-1985 . aL# 2-3
5-25-1997 . aL* 2-10
6-5-2011 . hL* 3-7

Missouri State (3-0-0)

H:3-0, A:0-0, N:0-0

2-19-2010 . hW 4-0
2-20-2010 . hW 20-3
2-21-2010 . hW 13-0

Morehead State (1-1)

H:1-1, A:0-0, N:0-0

4-9-1964 . hL 1-7
5-4-1989 . hW 9-2

Navy (2-0-1)

H:0-0, A:1-0-1, N:1-0

4-27-1921 . aT (11) ... 2-2
2-25-1988 . aL 13-1
5-23-1986 . 19W* (14) ... 9-8

Nebraska (1-0)

H:0-0, A:0-0, N:1-0

2-11-2001 . 41W 15-8

Nevada-Las Vegas (1-0)

H:0-0, A:1-1, N:0-0

2-25-1988 . aL 8-13
2-24-1995 . aW 14-11

New Orleans (19-7)

H:9-3, A:8-3, N:2-1

2-22-1985 . aW 6-5
2-23-1985 . aW 7-5
4-4-1986 . hL 5-15
4-5-1986 . hW 7-0
4-6-1986 . hW 10-7
2-28-1987 . aW (7) ... 6-5
2-28-1987 . aW (7) ... 17-5
3-1-1987 . aW 14-11
3-29-1988 . hL 1-4
3-30-1988 . hL (10) ... 14-15
3-31-1988 . hW 13-6
2-17-1989 . aW 10-9
2-18-1989 . aL 2-7
2-19-1989 . aW (12) ... 7-6
3-15-1990 . hW 12-2
3-17-1990 . hW (7) ... 7-6
3-17-1990 . hW (7) ... 10-3
2-15-1991 . aL 5-6
2-16-1991 . aL 2-12
2-17-1991 . aW 13-3
2-22-1992 . 29W 5-4
3-6-1992 . hW 7-5
3-7-1992 . hW 12-8
8-3-1992 . hW 4-0
5-23-1996 . 28L* 3-13
5-25-1996 . 28W* 12-7

New York Tech (3-0)

H:3-0, A:0-0, N:0-0

3-2-1991 . hW (7) ... 7-6
3-2-1991 . hW (7) ... 17-3
3-3-1991 . hW 11-2

Newberry (2-0)

H:2-0, A:0-0, N:0-0

4-14-1905 . hW 4-3
4-15-1905 . hW 6-2

Newnan (1-0)

H:1-0, A:0-0, N:0-0

5-22-1901 . hW 3-2

North Carolina (72-57)

H:35-27, A:27-25, N:10-5

5-10-1901 . hL 6-9
5-5-1923 . hW 9-3
6-9-1923 . hL# 1-4
4-26-1926 . aW 10-5
4-27-1926 . aW 11-3
5-4-1927 . hW 9-8
5-19-1927 . hW (8) ... 12-4
6-10-1948 . 36L* 0-15
4-12-1963 . hL 3-6
4-16-1965 . hW 3-0
4-17-1965 . hW 6-5
5-11-1966 . hL 0-3
4-19-1968 . hW 4-3
4-20-1968 . hL 3-10
4-8-1969 . hL 6-10
5-28-1971 . hW 3-2
3-19-1972 . hL 2-7
3-29-1980 . aL 4-5
4-8-1980 . hL 6-20
3-27-1981 . aL 5-10
4-10-1981 . hL 3-5
3-26-1982 . aL 7-8
4-4-1982 . hL 11-13
4-1-1983 . aL 2-4
4-10-1983 . hW 5-4

3-31-1984 . hL 4-9
4-7-1984 . aL (10) ... 2-6
4-21-1984 . 15L+ 4-9
4-6-1985 . hL 3-5
4-14-1985 . aL 3-4
4-12-1986 . aL 6-8
4-20-1986 . hW 12-3
5-17-1986 . 15W+ 9-7
4-4-1987 . hW (7) ... 3-1
4-4-1987 . hW (7) ... 16-4
4-24-1987 . aW 7-5
4-3-1988 . hW 6-2
5-6-1988 . aW 7-4
5-7-1988 . aW 10-6
5-13-1988 . 21L+ 3-5
5-15-1988 . 21W+ 6-2
3-24-1989 . aL 1-6
4-21-1989 . hL 9-12
4-22-1989 . hW 2-1
4-20-1990 . hW 10-6
4-21-1990 . hW 11-5
4-22-1990 . hL (11) ... 11-12
5-13-1990 . 21L+ 4-9
4-20-1991 . aL (7) ... 4-6
4-20-1991 . aW (7) ... 2-0
4-21-1991 . aL 0-4
4-17-1992 . hW 8-1
4-18-1992 . hW 15-4
4-19-1992 . hW 6-3
5-9-1992 . 21W+ 5-4
4-16-1993 . aW 4-3
4-17-1993 . aL 1-7
4-18-1993 . aW 6-2
4-1-1994 . hW 7-4
4-2-1994 . hW (10) ... 7-6
4-3-1994 . hL 8-11
5-18-1994 . 21W+ 7-4
3-24-1995 . aL 9-11
3-25-1995 . aL 5-7
3-26-1995 . aW 7-5
5-19-1995 . 21L+ 9-12
4-19-1996 . hL 6-12
4-20-1996 . hL 7-8
4-21-1996 . hL 11-12
5-16-1996 . 34W+ 13-9
3-8-1997 . aW 11-8
3-9-1997 . aW 10-7
3-10-1997 . aW 9-8
5-14-1997 . 37W+ 7-6
3-13-1998 . hL 10-11
3-14-1998 . hW 11-4
3-15-1998 . hL 1-9
5-15-1999 . aL (7) ... 0-5
5-15-1999 . aW (7) ... 3-2
5-16-1999 . aL 3-2
5-19-1999 . 34W+ 15-4
3-17-2000 . hW 5-4
3-18-2000 . hW 16-3
3-19-2000 . hW 8-7
5-11-2001 . aL

5-17-1995 .21L+ (12) .5-9
4-5-1996 .aL.....6-10
4-7-1996 .aW (7).....3-2
4-7-1996 .aW (7).....9-0
5-17-1996 .34W+.....6-1
5-9-1997 .hW.....14-13
5-10-1997 .hW.....19-5
5-11-1997 .hW.....7-6
4-3-1998 .aL.....4-6
4-4-1998 .aW.....17-13
4-5-1998 .aL.....5-8
3-12-1999 .hW.....9-4
3-13-1999 .hW.....7-6
3-14-1999 .hL.....7-12
5-21-1999 .34L+.....6-9
3-31-2000 .aW.....13-1
4-1-2000 .aW.....11-6
4-2-2000 .aW.....4-3
3-9-2001 .hL.....7-9
3-10-2001 .hW.....5-1
3-11-2001 .hL.....8-16
5-19-2001 .40L+.....4-6
3-29-2002 .aW.....6-4
3-30-2002 .aW.....20-12
3-30-2002 .aW.....3-0
5-15-2003 .hW.....8-3
5-16-2003 .hW.....9-6
5-17-2003 .hL.....2-7
5-23-2003 .44L+.....0-6
5-25-2003 .44W+ (10) 6-5
5-2-2004 .aW.....6-1
5-2-2004 .aW.....7-3
3-18-2005 .hW.....9-5
3-19-2005 .hW.....5-0
3-20-2005 .hW.....11-10
3-17-2006 .aL.....1-8
3-18-2006 .aL.....11-12
3-19-2006 .aW.....17-11
4-20-2007 .hW.....2-1
4-21-2007 .hW.....4-3
4-22-2007 .hW.....7-3
5-26-2007 .48L+.....7-8
5-21-2008 .49W+.....10-9
4-30-2010 .aL.....5-6
5-01-2010 .aL.....2-4
5-02-2010 .aW.....5-3
5-29-2010 .50W+ (7) 17-5
3-18-2011 .hW.....9-2
3-19-2011 .hW.....12-0
3-20-2011 .hW.....11-4
5-26-2011 .34W+ (15) 6-5
3-9-2012 .aW.....14-6
3-10-2012 .aL.....5-8
3-11-2012 .aL.....3-8
4-19-2013 .hL.....4-13
4-20-2013 .hL.....2-6
4-21-2013 .hL.....7-8
4-25-2014 .aW.....1-0
4-26-2014 .aL.....0-1
4-27-2014 .aL.....1-7

North Florida (1-0)
<u>H:1-0,A:0-0,N:0-0</u>
5-6-2014 .hW.....9-6

North Georgia Coll. (2-0)
<u>H:2-0,A:0-0,N:0-0</u>
8-13-1946 .hW.....8-2
8-21-1946 .hW.....14-4

Northeastern (1-0)
<u>H:1-0,A:0-0,N:0-0</u>
3-7-2006 .hW.....2-1

Northwestern (2-3)
<u>H:2-3,A:0-0,N:0-0</u>
3-23-1970 .hL.....0-5
3-24-1970 .hW.....1-0
3-23-1985 .hL (7).....0-1
3-23-1985 .hW (7).....6-0
3-24-1985 .hL.....4-5

Northwood Institute (4-2)
<u>H:4-2,A:0-0,N:0-0</u>
4-21-1976 .hW.....12-3
4-1-1977 .hW.....7-1
3-25-1978 .hL.....4-8
3-23-1979 .hL.....3-9
3-23-1980 .hW.....12-3
4-5-1981 .hW.....12-10

Notre Dame (6-4)
<u>H:6-4,A:0-0,N:0-0</u>
4-13-1924 .hL.....3-4
4-11-1925 .hW.....6-1
4-2-1926 .hW.....7-0
4-3-1926 .hW.....12-4
4-23-1930 .hL.....1-3
4-24-1930 .hL.....3-5
4-15-1966 .hL.....6-8
4-16-1966 .hW.....9-2
2-17-1996 .hW.....12-4
2-18-1996 .hW.....9-4

Oakland (6-0)
<u>H:6-0,A:0-0,N:0-0</u>
2-19-2000 .hW.....9-1
2-20-2000 .hW.....9-5
2-21-2000 .hW.....22-3
2-27-2001 .hW (7).....16-0
2-27-2001 .hW (7).....19-4
2-28-2001 .hW (7).....18-0

Oglethorpe (22-20-1)
<u>H:20-12,A:0-1,N:2-7-1</u>
3-28-1917 .hW.....6-3
3-22-1918 .hW.....3-1
4-24-1918 .hW.....5-1
4-10-1920 .hL.....1-5
4-8-1921 .hL.....3-6
4-9-1921 .hW.....9-3
5-18-1921 .hW.....5-0
5-18-1922 .hW.....10-3
5-19-1922 .hL.....3-6
5-20-1922 .hW.....13-6
5-18-1923 .hW.....4-2
5-19-1923 .hW.....3-0
5-16-1924 .hL.....0-1
5-17-1924 .hL.....1-5
4-22-1925 .hW.....8-7
4-23-1925 .hL.....1-4
4-21-1926 .hW.....8-4
4-22-1926 .hW.....7-3
4-15-1927 .hW.....4-3
4-16-1927 .hW.....6-1
3-29-1928 .hW.....12-11
3-30-1928 .hW.....5-4
3-29-1929 .4T.....5-5
3-30-1929 .aL.....4-5
4-7-1930 .hL (8).....4-5
4-8-1930 .hL.....3-5
4-9-1930 .hL.....3-14
4-17-1931 .hW (8).....8-7
4-18-1931 .hL.....4-6
5-8-1931 .aL.....5-8
4-8-1932 .hL.....0-8
4-9-1932 .hW.....5-3
4-22-1932 .2L.....2-7
4-23-1932 .2L.....1-17
4-21-1933 .hW.....6-4
4-22-1933 .hL.....0-8
5-1-1933 .2L (15).....3-4
5-1-1933 .2L.....4-5
4-23-1934 .hW.....3-2
5-7-1934 .2W.....7-4
5-8-1934 .2L.....2-4
4-18-1935 .2L.....2-5
4-19-1935 .2W.....6-1

Olivet (9-1)
<u>H:9-1,A:0-0,N:0-0</u>
4-2-1969 .hW.....17-1
4-4-1970 .hW.....5-2
4-10-1971 .hW.....12-6
3-9-1974 .hW.....10-2
3-9-1974 .hW.....1-0
3-22-1975 .hW.....11-1
3-22-1975 .hW.....10-1
3-8-1976 .hL.....4-10
3-8-1976 .hW.....7-0
3-27-1978 .hW.....13-0

Parsons (1-0)
<u>H:1-0,A:0-0,N:0-0</u>
4-8-1967 .hW.....8-2

Pennsylvania (0-2)
<u>H:0-1,A:0-1,N:0-0</u>
3-31-1923 .hL (11).....2-3
5-1-1924 .aL.....4-8

Penn State (4-2)
<u>H:4-0,A:0-2,N:0-0</u>
3-28-1923 .hW.....7-3
3-29-1923 .hW.....14-2
5-2-1924 .aL.....1-4
5-3-1924 .aL.....0-6
4-19-1924 .hW (11).....2-1
4-20-1924 .hW.....5-0

Ohio Northern (2-0)
<u>H:2-0,A:0-0,N:0-0</u>
3-8-1982 .hW.....8-4
3-5-1983 .hW.....8-5

Ohio State (15-7-1)
<u>H:12-3,A:1-1,N:2-3-1</u>
3-21-1924 .hL.....2-4
3-22-1924 .hW.....6-3
3-26-1926 .hW (7).....10-1
3-27-1926 .hW.....11-4
3-25-1927 .hW.....14-1
3-26-1927 .hW.....9-3
3-25-1954 .7L.....10-11
3-23-1955 .7W.....9-3
3-21-1956 .7L.....5-6
3-20-1957 .7T.....5-5
3-19-1963 .7W.....9-8
3-20-1963 .7L.....0-5
3-21-1984 .hW (7).....18-4
3-21-1984 .hW.....14-5
3-21-1988 .hW.....16-5
3-22-1988 .hW.....7-5
3-23-1988 .hW.....10-4
5-28-1993 .hL*.....4-7
2-24-2012 .hW.....12-4
2-25-2012 .hL.....3-7

2-26-2012 .hW.....13-4
5-7-2013 .aW.....9-2
5-8-2013 .aL.....2-3

Ohio (2-1)
<u>H:2-1,A:0-0,N:0-0</u>
3-22-1972 .hL.....1-13
3-25-1994 .hW.....6-4
3-26-1994 .hW.....12-5

Oklahoma (0-6)
<u>H:0-0,A:0-0,N:0-6</u>
2-25-1988 .23L.....4-6
2-27-1988 .23L.....2-3
2-25-1994 .31L.....6-8
6-11-1994 .33L\$.....5-13
1-30-1999 .39L.....0-12
2-29-2004 .31L.....2-6

Oklahoma State (2-3)
<u>H:0-0,A:0-0,N:2-3</u>
4-1-1989 .26L.....4-5
3-25-1990 .18W (8).....8-2
3-30-1990 .18L (6).....4-7
5-21-1998 .32L*.....4-13
5-24-1998 .32W*.....6-5

Old Dominion (5-3)
<u>H:5-3,A:0-0,N:0-0</u>
4-19-1973 .hW.....8-2
4-10-1974 .hW.....6-1
3-26-1975 .hL.....4-5
3-11-1976 .hL.....3-5
3-9-1977 .hW.....10-0
3-8-1984 .hW.....14-8
3-10-1986 .hL.....10-11
2-14-2014 .hW.....6-5

Radford (0-1)
<u>H:0-1,A:0-0,N:0-0</u>
2-15-2014 .aL.....1-3

Rader (0-3)
<u>H:0-3,A:0-0,N:0-0</u>
3-23-1931 .hL#.....1-9
3-24-1931 .hL#.....6-7
3-25-1931 .hL#.....4-6

Rice (0-1)
<u>H:0-0,A:0-1,N:0-0</u>
2-10-2001 .aL.....4-5

Rider (1-1)
<u>H:0-1,A:0-0,N:1-0</u>
5-21-1987 .hL*.....5-8
2-21-2003 .46W.....8-1

Riverside Academy (1-0)
<u>H:1-0,A:0-0,N:0-0</u>
3-20-1909 .hW#.....4-2

Rollins (6-10)
<u>H:1-1,A:5-9,N:0-0</u>
3-21-1949 .aW.....13-9
3-22-1949 .aL.....8-10
3-25-1953 .aL.....2-9
3-26-1953 .aL.....4-10
3-24-1954 .aL.....5-6
3-25-1954 .aL.....5-6
3-23-1955 .aL.....4-6
3-22-1956 .aW.....7-6
5-9-1956 .hW.....7-4
5-10-1956 .hL.....0-7
3-21-1957 .aL.....3-5
3-21-1963 .aW.....5-0
3-24-1965 .aW.....6-4
3-25-1965 .aW.....10-5
3-23-1966 .aL.....1-14
3-24-1966 .aL.....0-2

Rome (0-1)
<u>H:0-1,A:0-0,N:0-0</u>
5-26-1900 .hL (10).....4-5

Rutgers (47-11)
<u>H:47-11,A:0-0,N:0-0</u>
3-4-1988 .hL.....7-10
2-6-1988 .hW.....12-4
3-6-1988 .hL.....7-9
3-3-1989 .hL.....3-9
3-4-1989 .hW (6).....14-4
3-5-1989 .hW.....4-3
3-3-1990 .hW (7).....3-1
3-3-1990 .hW (7).....2-1
3-4-1990 .hW.....12-2
3-8-1991 .hL.....7-13
3-9-1991 .hW.....13-1
3-10-1991 .hW.....11-5
2-1-1992 .hW.....15-3

Piedmont College (2-0)
<u>H:2-0,A:0-0,N:0-0</u>
3-9-1987 .hW.....19-4
3-10-1987 .hW.....18-2

Pittsburgh (0-3)
<u>H:0-0,A:0-3,N:0-0</u>
3-28-2014 .aL (13).....3-4
3-29-2014 .aL.....0-5
3-30-2014 .aL.....2-4

Presbyterian (5-2)
<u>H:5-2,A:0-0,N:0-0</u>
5-9-1939 .hW.....10-4
3-29-1940 .hL.....3-4
4-3-1942 .hW.....9-6
4-4-1942 .hL.....4-14
5-1-2009 .hW.....16-2
5-2-2009 .hW (10).....9-8
5-3-2009 .hW.....23-3

Purdue (3-0)
<u>H:3-0,A:0-0,N:0-0</u>
4-7-1977 .hW.....11-7
3-16-2004 .hW.....14-4
3-17-2004 .hW.....18-16

Radford (0-1)
<u>H:0-1,A:0-0,N:0-0</u>
2-15-2014 .aL.....1-3

Reading (0-3)
<u>H:0-3,A:0-0,N:0-0</u>
3-23-1931 .hL#.....1-9
3-24-1931 .hL#.....6-7
3-25-1931 .hL#.....4-6

Rice (0-1)
<u>H:0-0,A:0-1,N:0-0</u>
2-10-2001 .aL.....4-5

Rider (1-1)
<u>H:0-1,A:0-0,N:1-0</u>
5-21-1987 .hL*.....5-8
2-21-2003 .46W.....8-1

Riverside Academy (1-0)
<u>H:1-0,A:0-0,N:0-0</u>
3-20-1909 .hW#.....4-2

Rollins (6-10)
<u>H:1-1,A:5-9,N:0-0</u>
3-21-1949 .aW.....13-9
3-22-1949 .aL.....8-10
3-25-1953 .aL.....2-9
3-26-1953 .aL.....4-10
3-24-1954 .aL.....5-6
3-25-1954 .aL.....5-6
3-23-1955 .aL.....4-6
3-22-1956 .aW.....7-6
5-9-1956 .hW.....7-4
5-10-1956 .hL.....0-7
3-21-1957 .aL.....3-5
3-21-1963 .aW.....5-0
3-24-1965 .aW.....6-4
3-25-1965 .aW.....10-5
3-23-1966 .aL.....1-14
3-24-1966 .aL.....0-2

Saint Louis (2-0)
<u>H:0-0,A:0-0,N:2-0</u>
5-13-1977 .13W+.....3-2
5-12-1978 .10W+.....8-5

Samford (5-0)
<u>H:5-0,A:0-0,N:0-0</u>
2-13-1987 .hW.....12-1
2-14-1987 .hW.....19-0
3-1-1988 .hW.....16-1
3-2-1988 .hW.....13-2
4-29-1992 .hW.....8-3

San Diego (1-0)
<u>H:0-0,A:0-0,N:1-0</u>
2-26-1994 .31W (11).....5-4

Santa Clara (2-0)
<u>H:0-0,A:0-0,N:2-0</u>
3-25-1986 .18W.....19-11
3-27-1986 .18W.....6-1

2-29-1992 .hW.....11-1
3-1-1992 .hW.....8-1
3-5-1994 .hL (8).....1-2
3-5-1994 .hW (7).....17-7
3-6-1994 .hW.....13-2
3-1-1996 .hW.....9-1
3-2-1996 .hW.....6-3
3-3-1996 .hL.....4-5
3-5-1999 .hW.....12-3
3-6-1999 .hW.....19-5
3-7-1999 .hW.....6-2
3-2-2001 .hW (10).....2-1
3-3-2001 .hL.....9-10
3-4-2001 .hW.....13-1
3-7-2003 .hW.....11-6
3-8-2003 .hW (10).....6-5
3-9-2003 .hW.....7-5
3-5-2004 .hW.....6-5
3-6-2004 .hL.....5-7
3-7-2004 .hW.....13-6
3-25-2005 .hW.....11-6
3-26-2005 .hL (13).....9-10
3-3-2006 .hW.....25-8
3-4-2006 .hW.....12-2
3-5-2006 .hW.....11-4
3-2-2007 .hW.....18-12
3-3-2007 .hW.....10-8
3-4-2007 .hL.....5-9
2-29-1908 .hL.....6-10
3-1-2008 .hW.....4-3
3-2-2008 .hW.....6-0
2-28-2009 .hW.....6-4
2-28-2009 .hW.....13-4
3-05-2010 .hW.....5-0
3-06-2010 .hW.....19-5
3-07-2010 .hW.....9-4
3-4-2011 .hW.....10-0
3-4-2011 .hW.....9-5
3-5-2011 .hW.....14-3
3-2-2012 .hW.....16-2
3-3-2012 .hW.....9-4
3-4-2012 .hW.....6-3
3-1-2013 .hW.....13-1
3-2-2013 .hW.....11-2
3-3-2013 .hW.....12-0

SERIES HISTORY

3-18-1957 .aW..... 9-2
3-19-1957 .aW..... 9-3
3-17-1958 .aL..... 3-5
3-18-1958 .aW..... 14-4
3-21-1960 .aW..... 12-3
3-22-1960 .aW..... 9-8
3-20-1961 .aL..... 1-4
3-21-1961 .aL..... 2-10
3-27-1965 .aW..... 11-1
5-5-1969 .hL (10)..... 4-5
5-6-1969 .hL..... 2-6
4-9-1973 .hW..... 10-3
4-10-1973 .hW..... 4-2
4-19-1974 .hL..... 3-7
4-20-1974 .hW..... 18-5
4-1-1978 .hL..... 4-5
3-4-1997 .hW (10)..... 9-5
3-4-1998 .hL..... 0-8
5-27-2000 .hW*..... 24-1
5-28-2000 .hW*..... 16-11
5-30-2003 .hL..... 4-5
6-3-2006 .hW*..... 7-5

Stone Mountain Prep (0-1)

H:0-1,A:0-0,N:0-0
3-27-1909 .hL#..... 0-3

Tennessee (45-33)

H:29-17,A:15-16,N:1-0
4-17-1902 .aL..... 4-14
4-18-1902 .aW..... 14-12
4-19-1902 .aL..... 4-13
5-15-1902 .hW..... 7-2
5-16-1902 .hL..... 0-4
5-17-1902 .hL..... 2-4
4-30-1903 .aL (7)..... 1-12
5-1-1903 .aW..... 4-2
5-2-1903 .aL..... 5-6
5-22-1903 .hW..... 9-8
5-23-1903 .hL..... 5-14
5-4-1906 .aW..... 3-2
4-17-1908 .aW..... 10-8
4-18-1908 .aL (7)..... 2-3
4-19-1908 .aL (7)..... 2-6
4-3-1915 .hL..... 4-5
5-20-1921 .hW..... 4-1
5-21-1921 .hW..... 4-3
4-21-1922 .aL (5)..... 4-7
4-22-1922 .aW..... 8-4
5-5-1922 .hW..... 4-1
5-6-1922 .hW..... 9-5
5-2-1928 .hW..... 1-0
5-3-1928 .hW..... 5-4
4-8-1940 .hL..... 5-9
4-9-1940 .hW..... 8-0
4-4-1941 .hW..... 9-4
4-5-1941 .hW..... 16-6
4-14-1948 .hW..... 9-1
4-15-1948 .hW..... 9-7
4-23-1948 .aW..... 14-8
4-24-1948 .aL..... 4-8
4-13-1949 .hW..... 9-4
4-14-1949 .hW..... 19-16
4-20-1949 .aW..... 5-3
4-21-1949 .aL..... 8-9
4-12-1950 .hW..... 6-3
4-13-1950 .hL..... 5-17
4-26-1950 .aL..... 3-4
4-27-1950 .aL..... 8-17
4-4-1951 .hL..... 11-15
4-5-1951 .hL..... 11-12
4-13-1951 .aL..... 1-2
4-11-1952 .aL..... 6-7
4-12-1952 .aL..... 4-5
4-16-1952 .hL..... 1-12
4-17-1952 .hW..... 9-5
4-6-1953 .hW..... 5-2
4-7-1953 .hL..... 0-3
4-29-1953 .aW..... 4-2
4-20-1956 .hW..... 9-4
4-21-1956 .hL..... 1-3
4-21-1956 .hW..... 5-4
4-19-1957 .aW..... 14-0
4-20-1957 .aW..... 7-2
4-20-1957 .aW..... 12-7
3-28-1958 .hW (11)..... 5-4
3-29-1958 .hW..... 7-2
3-29-1958 .hW..... 11-5
4-11-1960 .hW..... 17-6
4-12-1960 .hW..... 6-1
4-26-1961 .aW..... 12-7
4-27-1961 .aW..... 8-1
4-4-1962 .hW..... 9-4
4-5-1962 .hW..... 5-4
4-26-1963 .aW..... 4-2
4-27-1963 .aW..... 7-6
4-29-1964 .hW..... 4-3
4-30-1964 .hL..... 3-4

4-3-1968 .hL..... 9-20
4-4-1968 .hL..... 4-5
5-17-1968 .aL..... 1-6
3-24-1971 .hW..... 6-3
3-22-1982 .hL..... 3-9
5-5-1985 .aL*..... 4-6
6-10-2005 .hL*..... 2-3
6-11-2005 .hL*..... 3-13
2-24-2006 .43W..... 8-5

Tennessee Tech (8-1)

H:7-1,A:0-0,N:1-0
5-5-1985 .hW (7)..... 10-0
5-5-1985 .hW (7)..... 8-0
5-3-1989 .hL (11)..... 6-7
4-30-1990 .hW..... 18-3
3-16-1991 .hW..... 15-6
5-22-1997 .38W*..... 5-0
5-15-2002 .hW..... 12-3
2-16-2002 .hW..... 21-0
2-17-2002 .hW..... 17-3

Tennessee Temple (7-1)

H:7-1,A:0-0,N:0-0
5-4-1977 .hW..... 11-7
4-21-1979 .hW..... 13-12
5-2-1980 .hL..... 5-9
5-5-1981 .hW..... 19-10
5-8-1982 .hW..... 13-2
4-12-1983 .hW..... 12-5
4-12-1984 .hW..... 24-3
3-1-1985 .hW..... 20-0

Texas A&M (1-1)

H:0-0,A:0-0,N:1-1
5-22-1992 .27W* (10)..... 3-2
2-23-1992 .27L*..... 5-7

Texas Christian (1-1)

H:0-0,A:0-0,N:1-1
2-26-1988 .23W..... 8-4
2-28-1988 .23L..... 4-6

Texas Tech (2-1)

H:2-0,A:0-0,N:0-1
2-10-1996 .30L..... 4-8
6-5-2004 .hW*..... 9-3
6-6-2004 .hW*..... 5-3

Troy State (0-2)

H:0-2,A:0-0,N:0-0
4-3-1976 .hL..... 5-10
4-15-1978 .hL (11)..... 4-5

Tulane (4-1)

H:2-1,A:0-0,N:2-0
4-4-1969 .hL..... 4-6
4-13-1973 .hW..... 7-1
4-14-1973 .hW..... 3-2
2-23-1992 .29W..... 10-2
5-26-1996 .28W*..... 7-4

USSR National Team (1-0)

H:1-0,A:0-0,N:0-0
4-20-1989 .hW# (7)..... 13-1

Utah (2-0)

H:0-0,A:0-0,N:2-0
2-23-1995 .23W..... 10-2
2-26-1995 .23W..... 20-5

Valdosta State (1-4)

H:0-0,A:1-4,N:0-0
3-21-1966 .aL..... 1-6
3-22-1966 .aL (7)..... 2-4
3-22-1966 .aL (7)..... 2-4
3-24-1967 .aW..... 9-2
3-25-1967 .aL..... 4-9

Vanderbilt (59-36-1)

H:39-15-1,A:20-21,N:0-0
4-5-1901 .hL..... 5-6
4-6-1901 .hW..... 8-0
3-21-1903 .hL..... 2-7
5-9-1903 .hL..... 2-4
5-19-1904 .aL..... 1-3
5-20-1904 .aW..... 3-1
5-21-1904 .aL..... 2-5
4-12-1906 .hW..... 5-1

Virginia (69-49-2)

H:36-15-2,A:26-30,N:7-4
4-28-1924 .aL..... 4-8
4-29-1924 .aW..... 3-1
5-6-1924 .hL (11)..... 4-7
5-7-1924 .hW..... 2-1
4-30-1926 .aL..... 6-7
5-1-1926 .aW..... 7-6
4-2-1973 .hL..... 4-6
4-3-1973 .hL..... 11-11
3-4-1974 .hL..... 6-14
3-5-1974 .hW..... 4-2
3-6-1974 .hW..... 8-3
3-7-1976 .hL..... 7-9
3-7-1976 .hW..... 3-2
4-19-1980 .hL..... 4-5
4-20-1980 .hL..... 8-10
4-16-1981 .aL..... 1-11
4-17-1981 .aL..... 8-10
4-23-1981 .14W+..... 5-2
4-16-1982 .hW (7)..... 5-4
4-16-1982 .hW (7)..... 12-2
3-22-1983 .aW..... 19-8
3-23-1983 .aL..... 2-15
4-21-1983 .14L+..... 1-8
3-9-1984 .hW..... 7-2
3-10-1984 .hL..... 1-13
3-30-1985 .aW..... 8-4
3-31-1985 .aL..... 4-9
3-8-1986 .hW..... 9-7
3-9-1986 .hW..... 18-4
3-12-1987 .hW..... 18-2
3-28-1987 .aL..... 2-3
3-29-1987 .aL..... 3-19
3-19-1988 .hW (10)..... 11-10
3-20-1988 .hL..... 9-12
3-27-1988 .aW..... 13-2
5-14-1988 .21W+..... 5-4
3-10-1989 .hW..... 18-0
4-16-1989 .aW (7)..... 3-2
4-16-1989 .aW (7)..... 6-2
5-13-1989 .21W+..... 3-0
3-9-1990 .hW..... 17-6
3-10-1990 .hW..... 9-4
3-11-1990 .hW..... 13-6
3-25-1991 .aL..... 5-6
3-26-1991 .aW..... 11-1
3-27-1991 .aW..... 13-0
5-13-1991 .21W+..... 9-3
3-13-1992 .hW (7)..... 4-3
3-13-1992 .hW (7)..... 10-4
3-14-1992 .hW (10)..... 5-4
3-26-1993 .aW (10)..... 6-3
3-28-1993 .aL (7)..... 2-3
3-28-1993 .aW (7)..... 7-5
3-11-1994 .hW..... 4-1
3-12-1994 .hW..... 6-2
3-13-1994 .hW..... 7-6
4-21-1995 .aL..... 1-2
4-22-1995 .aW..... 18-13
4-23-1995 .aL..... 1-4
5-18-1995 .21W+..... 3-2
3-16-1996 .hW..... 7-6
3-16-1996 .hW..... 5-4
3-17-1996 .hW..... 13-5
5-18-1996 .34L+..... 4-8
4-11-1997 .aW..... 8-2
4-13-1997 .aW (7)..... 4-2
4-13-1997 .aL (7)..... 8-10
3-6-1998 .hW..... 5-3
3-7-1998 .hW..... 27-4
4-2-1999 .aL (14)..... 6-7
3-4-1999 .aW..... 7-6
4-4-1999 .aL..... 5-6
4-14-2000 .hW..... 8-4
4-15-2000 .hW..... 5-1
4-16-2000 .hW..... 12-6
3-30-2001 .aL..... 1-3
3-31-2001 .aW..... 10-3
4-1-2001 .aW..... 13-9
4-26-2002 .hL..... 1-5
4-27-2002 .hW (12)..... 3-2
4-28-2002 .hW..... 9-3
5-9-2003 .aW..... 7-0
5-10-2003 .aW..... 5-2
5-11-2003 .aW..... 1-0
3-12-2004 .hL..... 3-4
3-13-2004 .hL..... 1-2
3-14-2004 .hL (10)..... 5-8
4-22-2005 .aL..... 2-4
4-23-2005 .aL..... 2-9
4-24-2005 .aL..... 1-2
5-23-2005 .47W+..... 4-3
3-10-2006 .hW..... 8-2
3-11-2006 .hW..... 7-6
3-12-2006 .hL..... 3-6
4-13-2007 .aW (11)..... 2-1
4-14-2007 .aL..... 6-7
5-24-2007 .47L+..... 1-4

Virginia (69-49-2)

H:36-15-2,A:26-30,N:7-4
4-28-1924 .aL..... 4-8
4-29-1924 .aW..... 3-1
5-6-1924 .hL (11)..... 4-7
5-7-1924 .hW..... 2-1
4-30-1926 .aL..... 6-7
5-1-1926 .aW..... 7-6
4-2-1973 .hL..... 4-6
4-3-1973 .hL..... 11-11
3-4-1974 .hL..... 6-14
3-5-1974 .hW..... 4-2
3-6-1974 .hW..... 8-3
3-7-1976 .hL..... 7-9
3-7-1976 .hW..... 3-2
4-19-1980 .hL..... 4-5
4-20-1980 .hL..... 8-10
4-16-1981 .aL..... 1-11
4-17-1981 .aL..... 8-10
4-23-1981 .14W+..... 5-2
4-16-1982 .hW (7)..... 5-4
4-16-1982 .hW (7)..... 12-2
3-22-1983 .aW..... 19-8
3-23-1983 .aL..... 2-15
4-21-1983 .14L+..... 1-8
3-9-1984 .hW..... 7-2
3-10-1984 .hL..... 1-13
3-30-1985 .aW..... 8-4
3-31-1985 .aL..... 4-9
3-8-1986 .hW..... 9-7
3-9-1986 .hW..... 18-4
3-12-1987 .hW..... 18-2
3-28-1987 .aL..... 2-3
3-29-1987 .aL..... 3-19
3-19-1988 .hW (10)..... 11-10
3-20-1988 .hL..... 9-12
3-27-1988 .aW..... 13-2
5-14-1988 .21W+..... 5-4
3-10-1989 .hW..... 18-0
4-16-1989 .aW (7)..... 3-2
4-16-1989 .aW (7)..... 6-2
5-13-1989 .21W+..... 3-0
3-9-1990 .hW..... 17-6
3-10-1990 .hW..... 9-4
3-11-1990 .hW..... 13-6
3-25-1991 .aL..... 5-6
3-26-1991 .aW..... 11-1
3-27-1991 .aW..... 13-0
5-13-1991 .21W+..... 9-3
3-13-1992 .hW (7)..... 4-3
3-13-1992 .hW (7)..... 10-4
3-14-1992 .hW (10)..... 5-4
3-26-1993 .aW (10)..... 6-3
3-28-1993 .aL (7)..... 2-3
3-28-1993 .aW (7)..... 7-5
3-11-1994 .hW..... 4-1
3-12-1994 .hW..... 6-2
3-13-1994 .hW..... 7-6
4-21-1995 .aL..... 1-2
4-22-1995 .aW..... 18-13
4-23-1995 .aL..... 1-4
5-18-1995 .21W+..... 3-2
3-16-1996 .hW..... 7-6
3-16-1996 .hW..... 5-4
3-17-1996 .hW..... 13-5
5-18-1996 .34L+..... 4-8
4-11-1997 .aW..... 8-2
4-13-1997 .aW (7)..... 4-2
4-13-1997 .aL (7)..... 8-10
3-6-1998 .hW..... 5-3
3-7-1998 .hW..... 27-4
4-2-1999 .aL (14)..... 6-7
3-4-1999 .aW..... 7-6
4-4-1999 .aL..... 5-6
4-14-2000 .hW..... 8-4
4-15-2000 .hW..... 5-1
4-16-2000 .hW..... 12-6
3-30-2001 .aL..... 1-3
3-31-2001 .aW..... 10-3
4-1-2001 .aW..... 13-9
4-26-2002 .hL..... 1-5
4-27-2002 .hW (12)..... 3-2
4-28-2002 .hW..... 9-3
5-9-2003 .aW..... 7-0
5-10-2003 .aW..... 5-2
5-11-2003 .aW..... 1-0
3-12-2004 .hL..... 3-4
3-13-2004 .hL..... 1-2
3-14-2004 .hL (10)..... 5-8
4-22-2005 .aL..... 2-4
4-23-2005 .aL..... 2-9
4-24-2005 .aL..... 1-2
5-23-2005 .47W+..... 4-3
3-10-2006 .hW..... 8-2
3-11-2006 .hW..... 7-6
3-12-2006 .hL..... 3-6
4-13-2007 .aW (11)..... 2-1
4-14-2007 .aL..... 6-7
5-24-2007 .47L+..... 1-4

5-15-2008 .aL..... 2-4
5-16-2008 .aW..... 14-8
3-15-2008 .aW..... 9-7
4-11-2009 .hW..... 7-6
4-11-2009 .hL..... 10-11
4-12-2009 .hL..... 4-4
4-09-2010 .aL..... 4-7
4-10-2010 .aW..... 9-7
4-11-2010 .aL..... 1-9
4-8-2011 .aL..... 2-6
4-9-2011 .aL..... 9-12
4-10-2011 .aW..... 10-8
5-11-2012 .aL..... 5-6
5-12-2012 .aL..... 2-4
5-13-2012 .aW (13)..... 5-4
5-25-2012 .50W (7)..... 17-6
4-12-2013 .hW..... 2-1
4-13-2013 .hL..... 2-7
4-14-2013 .hW (6)..... 3-2
5-23-2013 .35L+..... 2-8
5-9-2014 .aL..... 3-4
5-10-2014 .aL (11)..... 3-4
5-11-2014 .aL..... 1-3

VCU (4-1)

H:1-1,A:0-0,N:3-0
3-11-1980 .hW..... 7-3
5-25-1988 .19W*..... 9-6
2-24-2002 .43W..... 8-2
2-25-2006 .43W..... 8-2
2-16-2014 .hL..... 3-5

Virginia Tech (24-14)

H:16-8,A:8-4,N:0-2
5-3-1980 .hL (10)..... 11-12
5-12-1981 .hL..... 3-4
5-10-1983 .hW..... 18-8
3-14-1997 .hW..... 7-3
3-15-1997 .hW..... 9-8
3-16-1997 .hW..... 20-13
5-13-2005 .hW..... 10-0
5-14-2005 .hW..... 27-2
5-15-2005 .hW..... 11-1
4-7-2006 .aL..... 6-8
4-9-2006 .aW..... 17-11
4-9-2006 .aW..... 5-3
3-9-2007 .hL..... 3-5
3-10-2007 .hW..... 19-4
3-11-2007 .hL..... 4-5
3-7-2008 .hW..... 14-1
3-8-2008 .hW..... 6-4
3-9-2008 .hW..... 2-1
3-20-2009 .aW..... 10-9
3-21-2009 .aL..... 5-9
3-22-2009 .aW..... 18-8
4-23-2010 .hL..... 1-3
4-24-2010 .hL..... 3-10
4-25-2010 .hW..... 14-12
5-27-2010 .50L+..... 2-6
5-19-2011 .aW..... 11-4
5-20-2011 .aL..... 5-7
5-21-2011 .aW..... 5-3
3-16-2012 .hW..... 12-3
3-17-2012 .hL..... 9-12
3-18-2012 .hW..... 9-1
3-8-2013 .aW..... 11-1
3-9-2013 .aW..... 14-9
5-10-2013 .aL..... 2-6
5-24-2013 .35L+..... 2-3
5-2-2014 .hW (11)..... 7-6
5-3-2014 .aL..... 3-1
5-4-2014 .hL..... 6-7

Wake Forest (72-40-1)

H:43-16,A:20-20-1,N:9-4
4-9-1898 .hL..... 2-12
4-6-1899 .hL..... 2-9
4-25-1900 .hW..... 3-0
5-1-1901 .hW..... 23-12
4-23-1903 .hL..... 5-9
4-28-1913 .hL..... 2-7
3-29-1957 .hW..... 6-4
3-30-1957 .hL..... 7-8
3-31-1971 .hW..... 11-0
4-5-1972 .hL..... 6-7
4-6-1972 .hL..... 8-5
3-15-1980 .hL..... 4-9
3-28-1981 .aL..... 6-7
4-4-1981 .hW..... 21-20
3-13-1982 .hL..... 3-4
4-11-1982 .aL..... 7-12
4-23-1982 .14L+..... 6-8
3-27-1983 .hW..... 8-5
4-2-1983 .aL..... 6-10
5-25-1984 .aW..... 11-4
4-15-1984 .hW..... 6-4
4-19-1984 .15W+ (12)..... 4-3
3-16-1985 .hW..... 6-4

3-27-1985 .aT..... 9-9
4-18-1985 .hW+..... 15-11
3-15-1986 .hW..... 8-2
4-14-1986 .aL..... 2-14
4-12-1987 .aW..... 13-9
4-18-1987 .hW (11)..... 9-8
4-19-1987 .hW..... 19-5
5-15-1987 .21W+..... 5-3
4-8-1988 .aW (11)..... 8-6
4-9-1988 .aW..... 8-5
4-15-1988 .hW..... 9-2
5-11-1988 .21W+..... 4-3
4-7-1989 .hW (7)..... 4-3
4-7-1989 .hW (7)..... 12-3
5-15-1989 .21L*..... 3-5
5-4-1990 .aL..... 5-11
5-5-1990 .aL (7)..... 3-8
5-6-1990 .aL (8)..... 2-3
5-12-1990 .21W+..... 3-1
5-2-1991 .hW..... 15-6
5-3-1991 .hW..... 18-12
5-1-1992 .aL..... 6-7
5-2-1992 .aW..... 13-5
5-3-1992 .aW (10)..... 9-8
4-29-1993 .hW..... 13-8
4-30-1993 .hW..... 8-4
5-1-1993 .hW..... 10-8
4-22-1994 .aL..... 1-2
4-23-1994 .aW..... 7-5
4-24-1994 .aL..... 2-14
5-19-1994 .21W+..... 6-0
4-14-1995 .hW..... 12-10
4-15-1995 .hW..... 13-11
4-16-1995 .hW..... 9-2
4-12-1996 .aL..... 2-4
4-13-1996 .aW..... 13-2
4-14-1996 .aL..... 1-7
3-21-1997 .hW..... 14-3
3-22-1997 .hW..... 10-7
3-23-1997 .hW..... 8-7
3-22-1998 .aW..... 5-1
3-23-1998 .aW..... 9-5
3-23-1998 .aL..... 0-7
5-15-1998 .34L+..... 1-2
4-16-1999 .hL..... 1-22
4-17-1999 .hL..... 3-12
4-18-1999 .hW..... 8-6
5-12-2000 .aW..... 10-8
5-13-2000 .aW..... 20-10
5-14-2000 .aL..... 5-9
5-18-2000 .40W+..... 6-3
4-13-2001 .hW..... 18-11
4-14-2001 .hL..... 10-14
4-15-2001 .hL..... 4-14
5-18-2001 .40L+..... 3-4
3-15-2002 .aL..... 9-10
3-16-2002 .aL..... 5-11
4-18-2003 .hW..... 2-0
4-19-2003 .hW..... 10-4
4-20-2003 .hW..... 5-3
4-21-2003 .44W+..... 9-8
3-19-2004 .aW (10)..... 9-8
3-20-2004 .aL..... 4-8
3-21-2004 .aW..... 9-2
3-11-2005 .hW..... 15-5
3-12-2005 .hW..... 16-14
3-13-2005 .hW..... 16-5
5-25-2005 .47W+..... 9-8
4-25-2008 .hW..... 12-1
4-26-2008 .hW..... 14-6
4-27-2008 .hL..... 5-7
4-17-2009 .aW..... 13-2
4-18-2009 .aW..... 8-1
4-19-2009 .aW..... 6-0
3-12-2010 .hW..... 9-1
3-13-2010 .hW..... 15-8
3-14-2010 .hW..... 6-5
4-15-2011 .aW..... 5-1
4-16-2011 .aL..... 4-6
4-17-2011 .aW (12)..... 6-5
4-13-2012 .aL..... 2-4
4-14-2012 .aW..... 8-7
4-15-2012 .aL..... 3-11
3-29-2013 .hW..... 5-1
3-30-2013 .hW..... 8-1
3-30-2013 .hL..... 6-8
3-7-2014 .hL..... 2-9
3-8-2014 .hL..... 8-12
3-9-2014 .hL..... 5-1
5-20-2014 .50W+..... 5-3

Waseda [Japan] (1-1)

H:0-0,A:0-0,N:1-1
3-28-1986 .18W#..... 9-1
3-28-1986 .18L#.....

3-22-1993 . hW 4-1
3-23-1993 . hL 3-4
3-7-1995 . . hW 6-0
5-9-1995 . . hL 7-13
3-11-1997 . hL 7-13
3-12-1997 . hW 14-0
3-23-1999 . hW 2-0
4-10-2002 . hW 2-1
3-9-2004 . . hW 4-3
3-10-2004 . hL 5-9
3-29-2005 . hL 5-8
3-28-2006 . hW 19-5
2-27-2007 . hL 7-10
3-4-2008 . . hW 4-1
4-21-2009 . hW 16-7
4-22-2009 . aL 9-10
5-11-2014 . hW 7-5

Western Kentucky (5-1)
<u>H: 5-1, A: 0-0, N: 0-0</u>
3-6-1982 . . hW 8-5
3-7-1982 . . hL 3-6
3-7-1986 . . hW 10-8
2-15-1997 . hW 5-0
2-15-1997 . hW (7) 14-2
2-16-1997 . hW 22-10

Western Michigan (2-0)
<u>H: 2-0, A: 0-0, N: 0-0</u>
3-24-1974 . hW 5-3
3-6-1985 . . hW 15-7

Wichita State (1-3)
<u>H: 0-1, A: 1-2, N: 0-0</u>
3-19-1989 . aL 2-13
3-20-1989 . aL 2-7
5-29-1993 . hL* (10) 4-5
5-28-1994 . aW* 13-1

William & Mary (3-0)
<u>H: 3-0, A: 0-0, N: 0-0</u>
3-31-1969 . hW 19-5
3-11-1988 . hW 15-4
3-8-2005 . . hW 17-9

William Jewell (7-1)
<u>H: 7-1, A: 0-0, N: 0-0</u>
3-30-1965 . hW 8-5
3-31-1965 . hW 1-1
4-1-1968 . . hL 6-8
4-7-1969 . . hW 8-1
4-9-1969 . . hW 2-1
4-1-1970 . . hW 3-1
4-2-1970 . . hW 10-8
3-20-1979 . hW 19-9

Winder (0-1)
<u>H: 0-0, A: 0-1, N: 0-0</u>
4-25-1896 . aL 4-5

Winthrop (18-1)
<u>H: 16-1, A: 2-0, N: 0-0</u>
3-22-1992 . hW 6-5
3-29-1994 . hW 12-2
3-30-1994 . hW 17-8
3-19-1996 . hW 10-7
3-20-1996 . hW 14-1
4-8-1997 . . hW 7-5
4-9-1997 . . hW 15-2
3-31-1998 . hW 17-12
4-6-1999 . . hW 2-1
3-8-2002 . . hW 6-4
3-9-2002 . . hW 7-5
3-10-2002 . hW 8-1
4-2-2003 . . hW 7-5
4-20-2004 . hW (13) 7-6
4-8-2005 . . hW 6-1
4-9-2005 . . hL 9-12
4-10-2005 . hW 20-3
2-17-2012 . aW 5-0
2-18-2012 . aW 5-3

Wofford (9-0)
<u>H: 7-0, A: 2-0, N: 0-0</u>
4-15-1904 . hW 8-0
4-16-1904 . hW 23-7
5-2-1906 . . aW 3-1
5-26-1906 . hW 7-1
5-26-1906 . hW 7-1
5-12-1920 . aW 4-2
2-19-2002 . hW 12-1
5-16-2006 . hW 16-2
4-3-2007 . . hW 11-8

Wright State (1-1)
<u>H: 0-0, A: 0-0, N: 1-1</u>
3-25-1990 . 18L (8) 1-6
3-30-1990 . 18W (10) 4-3

Xavier (7-1)
<u>H: 7-1, A: 0-0, N: 0-0</u>
4-19-1965 . hW 6-3
3-6-1986 . . hW 7-6
2-27-1998 . hW 8-2
2-28-1998 . hW (10) 6-5
3-1-1998 . . hW 6-2
2-26-2010 . hW 5-4
2-27-2010 . hW 15-0
2-28-2010 . hW 7-6

Yale (4-0-1)
<u>H: 2-0, A: 0-0, N: 2-0-1</u>
3-24-1959 . 8W 4-0
3-25-1959 . 8T 4-4
3-27-1959 . 8W 4-5
3-26-1973 . hW 2-1
3-27-1973 . hW 3-2

Youngstown State (3-0)
<u>H: 3-0, A: 0-0, N: 0-0</u>
2-22-2008 . hW 14-0
2-23-2008 . hW 1-0
2-24-2008 . hW 5-1

TEAM TITLES

1920
Southern Intercollegiate Athletic

1921
Southern Intercollegiate Athletic

1923
Southern Conference

1926
Southern Conference

1957
Southeastern Conference

1959
Miami Sports Carnival

1985
Atlantic Coast Conference

1986
Atlantic Coast Conference
Rainbow Easter Tournament

1987
Atlantic Coast Conference
ACC Regular Season

1988
Atlantic Coast Conference

1993
Olive Garden Classic
Oscar Mayer Classic
ACC Regular Season

1994
NCAA Midwest II Regional

1997
ACC Regular Season

2000
Atlantic Coast Conference
ACC Regular Season
NCAA Atlanta Regional

2002
NCAA Atlanta Regional
NCAA Atlanta Super Regional

2003
Atlantic Coast Conference

2004
ACC Regular Season
NCAA Atlanta Regional

2005
Atlantic Coast Conference
ACC Regular Season
NCAA Atlanta Regional

2006
NCAA Atlanta Regional
NCAA Atlanta Super Regional

2011
ACC Regular Season
ACC Coastal Division

2012
Atlantic Coast Conference

2014
Atlantic Coast Conference

ALL-TIME WIN-LOSS RECORDS

Overall
2,328-1,475-27 (.611)
Home
1,560-656-11 (.703)
At Russ Chandler Stadium (1985-present)
830-243-1 (.773)
Away
582-668-10 (.466)
Neutral
185-151-6 (.550)
ACC (1980-present)
473-320-2 (.596)
SEC (1933-64)
183-236-2 (.437)

The listing of scores on the following pages is the most comprehensive possible with available sources of information.

The years prior to 1900 are incomplete, but the scores listed for those years have been documented.

Georgia Tech began playing its home games at Rose Bowl Field in 1930, and Russ Chandler Stadium opened on that same site in 1985.

Before that, the Yellow Jackets played their home games at Tech Park, Brisbane Park, Piedmont Park and Grant Field.

ALL-TIME NO. 1 RANKINGS

Georgia Tech has been ranked as the top team in the country 11 times in its history for a total of 30 weeks. In 1993, the Jackets were ranked No. 1 by Baseball America for four straight weeks and returned to the top spot in all three polls on May 17, Tech's first unanimous choice ever. The Jackets opened the 1994 season ranked No. 1 and proceeded to advance to the College World Series where they finished as the national runner-up. Tech returned to the top spot after winning the 2000 ACC Tournament. The Yellow Jackets opened the 2001 season as the nation's preseason No. 1 team and spent six weeks at the top of the poll, their longest stay ever. Georgia Tech opened the 2003 season as the nation's No. 1 team according to Baseball America, and returned to the top spot on Mar. 28, 2005, after opening the season 21-5, 11-1 in the ACC.

Date	Record	Poll(s)	What Happened Next	Weeks at No. 1
Mar. 16, 1987	16-0	CB	Lost two to Jacksonville	1
Mar. 19, 1990	23-1	BA, CB	Lost to Hawaii, Wright State	1
Feb. 11, 1991	3-0	CB	Lost two of three at New Orleans	1
Mar. 1, 1993	11-1	BA	Won Oscar Mayer Classic (3 games)	4
May 17, 1993	45-10	USA, BA, CB	Lost twice in ACC Tournament	1
Preseason 1994	0-0	BA, USA	No. 1 by USA on 2/21; No. 2 by CB	4
May 22, 2000	47-14	BA, CB	Won NCAA Atlanta Regional	2
Preseason 2001	0-0	BA, CB	Went 2-1 in Rice Invitational	6
Preseason 2003	0-0	BA	Opened season 17-0	6
Mar. 28, 2005	21-5	CB, NCBWA	Went 2-2 vs. Western Carolina, Maryland	1
Feb. 27, 2006	10-0	USA, BA, CB	No. 1 by BA and CB on 3/6	3

BEST RECORDS

Since 1900, 24 Tech teams have posted a winning percentage of .700 or better.

Year	Coach	Record	Pct.
1920	Joe Bean	16-2	.889
1906	John Heisman	23-3	.885
1923	Kid Clay	16-2-2	.850
1971	Jim Luck	31-6	.838
1926	Kid Clay	21-4-1	.827
1921	Kid Clay	18-4-1	.804
1987	Jim Morris	51-14	.785
1993	Jim Morris	47-14	.770
1905	John Heisman	13-4	.767
2002	Danny Hall	52-16	.765
2000	Danny Hall	50-16	.758
2010	Danny Hall	47-15	.758
1997	Danny Hall	46-15	.754
1973	Jim Luck	20-6-2	.750
1994	Danny Hall	50-17	.746
2006	Danny Hall	50-18	.735
1983	Jim Morris	38-15	.717
1928	Kid Clay	15-6	.714
2003	Danny Hall	44-18	.710
1970	Jim Luck	17-7-1	.700
1992	Jim Morris	45-19	.703
2005	Danny Hall	45-19	.703
1965	Jim Luck	20-8-2	.700
1916	John Heisman	14-6	.700

GEORGIA TECH IN FINAL POLLS

Year	CB	BA	USA
1965	8	—	—
1967	16	—	—
1971	10	—	—
1985	17	—	—
1986	17	18	—
1987	25	13	—
1988	29	23	—
1991	26	—	—
1992	24	22	19
1993	13	8	9
1994	2	2	2
1996	18	22	20
1997	10	17	11
1998	15	19	20
2000	10	6	10
2001	—	—	21
2002	5	8	5
2003	14	17	16
2004	11	10	12
2005	10	10	10
2006	8	7	7
2007	—	—	—
2008	24	—	24
2009	18	20	18
2010	17	18	17
2011	19	20	20
2012	—	—	—
2013	—	—	—
2014	—	—	—

YEAR-BY-YEAR RESULTS

1895 (0-0)

Home: 0-0; Away: 0-0; Neutral: 0-0

A. 12 nL 4-16 Atlanta Colts [exh] 0-0

1896 (0-1)

Home: 0-0; Away: 0-1; Neutral: 0-0

A. 15 nL 8-20 Atlanta Colts [exh] 0-0
A. 45 aL 4-5 Winder 0-1

1897 (1-2)

Home: 0-0; Away: 1-2; Neutral: 0-0

A. 10 aL 4-6 Auburn 0-1
A. 17 aL 6-9 Mercer 0-2
M. 15 aW 8-3 Milledgeville Cadets 1-2

1898 (1-3)

Home: 0-1; Away: 1-2; Neutral: 0-0

A. 8 aL 2-5 Atlanta Spellers [exh] . . . 0-0
A. 9 hL 2-12 Wake Forest 0-1
A. 16 aW 4-3 Auburn 1-1
A. 21 aL 4-18 Georgia 1-2
M. 7 aL 8-10 Mercer 1-3

1899 (2-3)

Home: 1-1; Away: 1-2; Neutral: 0-0

A. 6 hL 2-9 Wake Forest 0-1
A. 8 aW 10-8 Auburn 1-1
A. 15 aL 1-25 Georgia 1-2
A. 22 hW 6-4 Auburn 2-2
M. 6 aL 2-14 Mercer 2-3

Coach Todd

2 seasons; 12-9 (.571)

1900 (3-4)

Home: 3-2; Away: 0-2; Neutral: 0-0

A. 7 aL 1-10 Mercer 0-1
A. 25 hW 3-0 Wake Forest 1-1
M. 5 aL 4-9 Auburn 1-2
M. 12 hW 7-0 Georgia 2-2
M. 26 hL 4-5 Rome (10) 2-3
J. 2 hW 12-8 Merchants 3-3
J. 9 hL 0-1 Sewanee 3-4

1901 (9-5)

Home: 9-5; Away: 0-0; Neutral: 0-0

A. 5 hL 5-6 Vanderbilt 0-1
A. 6 hW 8-0 Vanderbilt 1-1
A. 12 hL 5-13 Cornell 1-2
A. 20 hW 13-1 Georgia 2-2
A. 26 hW 3-0 Mercer 3-2
A. 27 hL 3-7 Mercer 3-3
M. 1 hW 23-12 Wake Forest 4-3
M. 4 hW 15-12 Auburn 5-3
M. 10 hL 6-9 North Carolina 5-4
M. 17 hW 9-0 Central [forfeit] 6-4
M. 18 hW 15-6 Central 7-4
M. 22 hW 3-2 Newnan 8-4
M. 25 hW 8-7 Henry Grady [exh] 8-4
J. 7 hL 10-15 Mercer 8-5
J. 8 hW 6-5 Mercer 9-5

Home games at Brinsbane Park

Coach Sammy Strang

1 season; 5-8 (.385)

1902 (5-8)

Home: 4-5; Away: 1-3; Neutral: 0-0

M. 31 hL 4-8 Hobart [exh] 0-0
A. 2 hL 5-25 Cornell 0-1
A. 5 hW 8-1 Mercer 1-1
A. 9 aL 1-12 Atlanta Pretzels [exh] . . . 1-1
A. 12 hW 12-4 Clemson 2-1
A. 17 aL 4-14 Tennessee 2-2
A. 18 aW 14-12 Tennessee 3-2
A. 19 aL 4-13 Tennessee 3-3
A. 26 hL 10-11 Georgia 3-4
M. 3 hL 1-10 Mercer 3-5
M. 10 hW 8-7 Georgia 4-5
M. 13 aL 7-9 Georgia 4-6
M. 15 hW 7-2 Tennessee 5-6
M. 16 hL 0-4 Tennessee 5-7
M. 17 hL 2-4 Tennessee 5-8

Home games at Brinsbane Park

Coach Irving

1 season; 9-9 (.500)

1903 (9-9)

Home: 6-6; Away: 3-3; Neutral: 0-0

M. 28 hW 11-3 Atl. Athletic Club [exh] . . 0-0
A. 4 aL 4-6 Mercer 0-1
A. 11 hL 1-5 Clemson 0-2
A. 18 hW 10-3 Mercer 1-2
A. 21 aL 5-22 Atlanta Crackers [exh] . . . 1-2
A. 23 hL 5-9 Wake Forest 1-3
A. 24 aL 1-16 Atlanta Crackers [exh] . . . 1-3
A. 25 hW 8-7 Auburn 2-3
A. 27 hL 3-5 Georgia (10) 2-4
A. 30 aL 1-12 Tennessee (7) 2-5
M. 1 aW 4-2 Tennessee 3-5
M. 2 aL 5-6 Tennessee 3-6
M. 4 hW 10-0 Trinity [Duke] 4-6
M. 9 hL 2-7 Vanderbilt 4-7
M. 9 hL 2-4 Vanderbilt 4-8
M. 12 aW 10-5 Georgia 5-8
M. 15 aW 9-3 Mercer 6-8
M. 22 hW 9-8 Tennessee 7-8
M. 23 hL 5-14 Tennessee 7-9
M. 29 hW 9-0 Sewanee 8-9
M. 30 hW 13-0 Sewanee 9-9

Home games at Brinsbane Park

Coach John Heisman

14 seasons; 163-97-5 (.625)

1904 (15-7)

Home: 10-1; Away: 5-6; Neutral: 0-0

M. 23 aL 1-6 Atlanta Crackers [exh] . . . 0-0
M. 26 hW 10-4 Mercer 1-0
A. 1 hW 10-1 Florida 2-0
A. 2 hW 13-0 Florida 3-0
A. 8 hW 8-4 Alabama 4-0
A. 9 hW 11-4 Alabama 5-0
A. 9 hW 8-3 Alabama 6-0
A. 15 hW 8-0 Wofford 7-0
A. 16 hW 23-7 Wofford 8-0
A. 22 hL 1-6 Clemson 8-1
A. 23 hW 4-3 Auburn 9-1
A. 26 hW 10-4 Georgia 10-1
A. 30 hW 11-4 Fort McPherson [exh] 10-1
M. 4 aL 1-2 Georgia (12) 10-2
M. 6 aW 4-1 Mercer 11-2
M. 7 aL 2-3 Mercer (10) 11-3
M. 11 aL 4-7 Georgia 11-4
M. 14 aL 1-11 Clemson 11-5
M. 19 aL 1-3 Vanderbilt 11-6
M. 20 aW 3-1 Vanderbilt 12-6
M. 21 aL 2-5 Vanderbilt 12-7
M. 23 aW 3-0 Sewanee 13-7
M. 24 aW 6-2 Sewanee 14-7
M. 25 aW 12-0 Sewanee 15-7

Home games at Brinsbane and Piedmont Parks

1905 (13-4)

Home: 10-4; Away: 3-0; Neutral: 0-0

A. 8 hW 11-3 Georgia 1-0
A. 10 hW 3-2 Trinity [Duke] (12) 2-0
A. 14 hW 4-3 Newberry 3-0
A. 15 hW 6-2 Newberry 4-0
A. 22 hW 5-4 Clemson 5-0
A. 22 hL 3-5 Clemson 5-1
A. 27 hW 2-1 Georgia 6-1
A. 29 hW 9-2 Mercer [exh] 6-1
M. 5 hL 0-1 Auburn 6-2
M. 6 hL 2-4 Auburn 6-3
M. 10 aW 11-2 Georgia 7-3
M. 12 aW 5-3 Mercer 8-3
M. 13 aW 2-0 Mercer 9-3
M. 20 hW 10-4 Mercer 10-3
M. 27 hW 4-3 Georgia 11-3
J. 1 hW 8-0 Sewanee 12-3
J. 2 hL 4-9 Sewanee 12-4
J. 3 hW 4-2 Sewanee 13-4

1906 (23-3)

Home: 16-2; Away: 7-1; Neutral: 0-0

M. 24 hW 3-1 Clemson 1-0
M. 29 hL 4-16 Cleveland Indians [exh] . . 1-0
M. 30 aW 14-1 Mercer 2-0
M. 31 aW 3-0 Mercer 3-0

A. 4 aL 3-4 Georgia 3-1
A. 6 hL 0-10 Trinity [Duke] 3-2
A. 7 hW 5-1 Trinity [Duke] 4-2
A. 12 hW 5-1 Vanderbilt 5-2
A. 13 hW 5-4 Vanderbilt 6-2
A. 14 hW 2-1 Vanderbilt 7-2
A. 18 aW 5-4 Georgia 8-2
A. 20 hW 1-0 Furman 9-2
A. 21 hW 4-3 Furman 10-2
A. 27 hW 4-3 Mercer 11-2
A. 28 hW 2-0 Mercer 12-2
A. 30 aW 6-0 Clemson 13-2
M. 1 aW 7-4 Furman 14-2
M. 2 aW 3-1 Wofford 15-2
M. 3 aL 4-8 Bingham [exh] 15-2
M. 4 aW 3-2 Tennessee 16-2
M. 11 hL 1-2 Auburn (11) 16-3
M. 12 hW 5-0 Auburn 17-3
M. 12 hW 4-0 Auburn (8) 18-3
M. 18 hW 9-1 Georgia 19-3
M. 19 hW 3-2 Georgia 20-3
M. 24 hW 11-0 Cumberland 21-3
M. 26 hW 7-1 Wofford 22-3
M. 26 hW 7-0 Wofford 23-3

1907 (10-5-1)

Home: 6-1-1; Away: 4-4; Neutral: 0-0

M. 30 hW 4-0 Mercer 1-0
A. 3 aW 3-1 Georgia 2-0
A. 5 hW 4-2 Clemson 3-0
A. 6 hT 2-2 Clemson (11) 3-0-1
A. 13 aW 1-0 Mercer (11) 4-0-1
A. 19 hL 3-6 Sewanee 4-1-1
A. 20 hW 5-3 Sewanee 5-1-1
A. 21 hW 7-4 Sewanee (8) 6-1-1
A. 25 aL 0-6 Vanderbilt 6-2-1
A. 26 aL 5-6 Vanderbilt 6-3-1
A. 27 aW 3-2 Vanderbilt 7-3-1
M. 4 hW 9-1 Dahlonga [exh] 7-3-1
M. 10 aL 2-3 Auburn 7-4-1
M. 11 aW 2-0 Auburn (12) 8-4-1
M. 12 aL 1-4 Auburn (7) 8-5-1
M. 17 hW 4-1 Georgia 9-5-1
M. 18 hW 9-0 Georgia [forfeit] 10-5-1

1908 (9-12)

Home: 7-4; Away: 2-8; Neutral: 0-0

M. 27 aL 0-2 Mercer 0-1
M. 28 aL 2-3 Mercer 0-2
A. 3 hW 4-3 Clemson 1-2
A. 4 hW 5-4 Clemson (11) 2-2
A. 10 hL 0-2 Trinity [Duke] 2-3
A. 11 hL 0-5 Trinity [Duke] 2-4
A. 17 aW 10-8 Tennessee 3-4
A. 18 aL 2-3 Tennessee (7) 3-5
A. 19 aL 2-6 Tennessee (7) 3-6
A. 24 hW 7-0 Sewanee 4-6
A. 25 hW 2-1 Sewanee (11) 5-6
A. 26 hL 2-3 Sewanee (7) 5-7
M. 1 hL 0-1 Auburn 5-8
M. 2 hW 7-2 Auburn 6-8
M. 8 aL 1-5 Alabama 6-9
M. 9 aL 0-1 Alabama (10) 6-10
M. 10 aL 3-10 Alabama 6-11
M. 11 aW 6-0 Auburn 7-11
M. 12 aL 3-8 Auburn 7-12
M. 15 hW 14-2 Central [Ky.] 8-12
M. 16 hW 7-0 Central [Ky.] 9-12

1909 (13-8-1)

Home: 9-3-1; Away: 3-4; Neutral: 1-1

M. 18 hW 14-4 Fort McPherson [exh] 0-0
M. 20 hW 4-2 Riverside Acad. [exh] 0-0
M. 23 hW 5-0 Marist College [exh] 0-0
M. 27 hL 0-3 Stone Mtn. Prep [exh] 0-0
A. 2 hT 2-2 Vanderbilt (10) 0-0-1
A. 3 hL 1-6 Vanderbilt 0-1-1
A. 3 hW 5-3 Vanderbilt 1-1-1
A. 9 hL 0-4 Mercer 1-2-1
A. 10 hW 7-3 Mercer 2-2-1
A. 16 hW 3-1 Trinity [Duke] 3-2-1
A. 17 hW 3-2 Trinity [Duke] 4-2-1
A. 20 aW 3-1 Georgia 5-2-1
A. 21 aL 0-4 Georgia 5-3-1
A. 29 aL 0-6 Auburn 5-4-1
A. 30 aW 8-2 Auburn 6-4-1
M. 1 hW 2-1 Dahlonga 7-4-1
M. 3 aL 2-7 Mercer 7-5-1

M. 4 aL 2-3 Mercer 7-6-1
M. 7 hL 0-2 Auburn 7-7-1
M. 8 hW 6-5 Auburn 8-7-1
M. 14 hW 7-1 Sewanee 9-7-1
M. 15 hW 7-0 Sewanee (7) 10-7-1
M. 15 hW 4-0 Sewanee (7) 11-7-1
M. 20 2W 4-3 Georgia 12-7-1
M. 21 aW 3-0 Georgia 13-7-1
M. 22 2L 1-2 Georgia 13-8-1

1910 (11-5-1)

Home: 7-1; Away: 4-3; Neutral: 0-1-1

M. 5 2L 2-5 Philadelphia A's [exh] 0-0
M. 9 hL 3-5 Philadelphia A's [exh] 0-0
M. 12 2L 0-12 Philadelphia A's [exh] 0-0
A. 2 aL 3-4 Alabama 0-1
A. 3 aW 3-1 Alabama 1-1
A. 8 hW 7-4 Mercer 2-1
A. 9 hW 10-0 Mercer 3-1
A. 15 aL 1-16 Auburn 3-2
A. 22 hL 3-4 Vanderbilt 3-3
A. 23 hW 3-2 Vanderbilt (10) 4-3
A. 29 aW 3-1 Mercer 5-3
A. 30 aW 2-0 Mercer 6-3
M. 6 hW 3-1 Auburn 7-3
M. 10 aW 1-0 Georgia 8-3
M. 11 aL 6-7 Georgia 8-4
M. 13 hW 5-0 Clemson 9-4
M. 14 hW 4-0 Clemson (7) 10-4
M. 15 hW 11-3 Clemson (7) 11-4
M. 20 2L 0-2 Georgia (6) 11-4-1
M. 21 2T 0-0 Georgia (14) 11-5-1

1911 (7-6)

Home: 4-3; Away: 2-2; Neutral: 1-1

M. 11 2L 1-7 Washington Senators [exh] 0-0
A. 7 hL 6-8 Mercer 0-1
A. 14 3L 2-5 Mercer 0-2
A. 15 3W 7-2 Mercer 1-2
A. 17 hW 4-1 Auburn 2-2
A. 18 hW 9-4 Auburn 3-2
A. 21 hL 2-3 Trinity [Duke] 3-3
A. 22 hW 4-1 Trinity [Duke] 4-3
A. 28 aW 4-3 Alabama 5-3
A. 29 aL 1-2 Alabama 5-4
M. 4 aW 6-0 Georgia 6-4
M. 5 aL 2-3 Georgia (10) 6-5
M. 12 hW 2-1 Georgia 7-5
M. 13 hL 2-6 Georgia 7-6

1912 (8-10)

Home: 5-3; Away: 3-6; Neutral: 0-1

A. 5 hL 2-3 Mercer 0-1
A. 6 hW 4-1 Mercer 1-1
A. 9 2L 4-5 Michigan (7) 1-2
A. 12 hL 4-6 Clemson 1-3
A. 13 hW 4-2 Clemson 2-3
A. 19 hW 6-2 Vanderbilt 3-3
A. 24 aW 4-3 Sewanee 4-3
A. 25 aW 7-1 Sewanee 5-3
A. 26 aL 0-2 Vanderbilt 5-4
A. 27 aL 1-2 Vanderbilt 5-5
M. 2 hW 3-2 Auburn 6-5
M. 3 hL 5-7 Auburn 6-6
M. 4 hW 5-3 Auburn 7-6
M. 10 aW 4-1 Mercer 8-6
M. 11 aL 3-5 Mercer 8-7
M. 16 aL 4-6 Georgia 8-8
M. 17 aL 4-6 Georgia 8-9
M. 18 aL 2-4 Georgia 8-10

1913 (9-8)

Home: 6-3; Away: 3-5; Neutral: 0-0

M. 28 hW 3-0 Clemson 1-0
M. 29 hW 3-1 Clemson 2-0
A. 4 hL 2-3 Mercer 2-1
A. 5 hW 4-1 Mercer 3-1
A. 11 aL 2-4 Mercer 3-2
A. 18 aL 2-3 Auburn 3-3
A. 19 aW 11-4 Auburn 4-3
A. 19 aL 3-4 Auburn 4-4
A. 25 aL 3-7 Alabama 4-5
A. 26 aL 4-5 Alabama 4-6
A. 28 hL 2-7 Wake Forest 4-7
M. 2 hW 13-0 Sewanee 5-7
M. 3 hW 5-1 Sewanee 6-7
M. 9 aW 4-3 Georgia 7-7
M. 10 aW 5-4 Georgia 8-7

YEAR-BY-YEAR RESULTS

M. 11	hL	1-4	Georgia	8-8
M. 12	hW	4-2	Georgia	9-8

1914 (12-8)

Home: 10-4; Away: 2-4; Neutral: 0-0

M. 27	hL	4-9	Auburn	0-1
M. 28	hW	10-5	Auburn	1-1
A. 3	hW	6-4	Mississippi	2-1
A. 4	hW	6-0	Mississippi	3-1
A. 9	hW	3-2	Illinois	4-1
A. 10	hW	5-2	Illinois	5-1
A. 13	hL	0-8	Mercer	5-2
A. 14	hW	5-1	Mercer	6-2
A. 17	hL	3-11	Vanderbilt	6-3
A. 18	hW	18-6	Vanderbilt	7-3
A. 24	aL	2-11	Alabama	7-4
A. 25	aW	12-8	Alabama	8-4
A. 25	aW	7-0	Alabama	9-4
A. 27	aL	1-9	Mississippi State	9-5
M. 1	hW	4-3	Alabama	10-5
M. 2	hW	5-4	Alabama	11-5
M. 8	aL	4-5	Georgia	11-6
M. 9	aL	4-5	Georgia	11-7
M. 15	hL	2-9	Georgia	11-8
M. 16	hW	6-2	Georgia	12-8

1915 (7-8-2)

Home: 4-6-1; Away: 3-2-1; Neutral: 0-0

M. 18	hL	2-7	Buffalo [exh]	0-0
M. 19	hL	0-8	Buffalo [exh]	0-0
M. 26	hW	6-2	Georgetown	1-0
M. 27	hL	2-9	Georgetown	1-1
A. 3	hL	4-5	Tennessee	1-2
A. 9	hL	1-2	Alabama	1-3
A. 10	hW	7-6	Alabama	2-3
A. 14	hW	8-6	Mississippi St.	3-3
A. 15	hL	5-7	Mississippi St. (10)	3-4
A. 16	aT	6-6	Auburn	3-4-1
A. 17	aW	12-2	Auburn	4-4-1
A. 18	aW	7-1	Auburn	5-4-1
A. 21	aW	7-2	Vanderbilt	6-4-1
A. 24	hW	4-3	Vanderbilt (11)	7-4-1
A. 30	hL	1-3	Mercer	7-5-1
M. 1	hL	3-7	Mercer	7-6-1
M. 8	hT	1-1	Georgia (13)	7-6-2
M. 14	aL	4-7	Georgia	7-7-2
M. 15	aL	2-5	Georgia	7-8-2

1916 (14-6)

Home: 9-4; Away: 5-2; Neutral: 0-0

A. 1	hW	7-6	W.Va. Wesleyan	1-0
A. 2	hL	2-3	W.Va. Wesleyan	1-1
A. 8	aW	6-0	Mercer	2-1
A. 14	hW	6-4	Auburn	3-1
A. 15	hL	9-10	Auburn	3-2
A. 16	hL	0-3	Auburn	3-3
A. 21	hW	9-0	Mississippi	4-3
A. 22	hW	4-3	Mississippi	5-3
A. 26	aW	3-1	Sewanee	6-3
A. 27	aW	3-2	Sewanee	7-3
A. 28	aL	3-4	Vanderbilt	7-4
A. 29	aW	5-2	Vanderbilt	8-4
M. 1	hW	6-1	Vanderbilt	9-4
M. 2	hW	4-2	Vanderbilt	10-4
M. 5	hW	14-3	Trinity [Duke]	11-4
M. 6	hW	5-0	Trinity [Duke]	12-4
M. 12	aL	6-8	Georgia	12-5
M. 13	aW	9-7	Georgia	13-5
M. 19	hL	2-4	Georgia	13-6
M. 20	hW	5-1	Georgia	14-6

Home games at Grant Field

1917 (12-7)

Home: 9-5; Away: 1-2; Neutral: 2-0

M. 28	hW	6-3	Oglethorpe	1-0
M. 30	hW	4-3	Bingham-Mebane	2-0
M. 31	hW	11-2	Bingham-Mebane (7)	3-0
M. 31	hL	3-4	Bingham-Mebane	3-1
A. 2	hW	9-1	Indiana	4-1
A. 6	hL	0-2	Mercer	4-2
A. 7	hL	1-3	Mercer	4-3
A. 9	hW	4-0	Stetson	5-3
A. 10	hW	4-3	Stetson (10)	6-3
A. 14	aL	4-5	Auburn (10)	6-4
A. 15	aL	1-4	Auburn	6-5
A. 20	hW	5-0	Sewanee	7-5
A. 21	hW	4-1	Sewanee	8-5
A. 25	SW	3-2	Clemson	9-5

A. 26	SW	5-1	Clemson	10-5
A. 28	hW	4-2	Mercer	11-5
M. 9	aW	5-3	Mercer	12-5
M. 11	hL	0-1	Georgia	12-6
M. 12	hL	1-2	Georgia	12-7

Home games at Grant Field

Coach Joe Bean

3 seasons; 35-18 (.660)

1918 (10-7)

Home: 6-4; Away: 4-3; Neutral: 0-0

M. 22	hW	3-1	Oglethorpe	1-0
M. 23	hL	2-3	Fort McPherson [exh]	1-0
M. 29	hL	0-8	Mercer	1-1
M. 30	hW	5-2	Mercer	2-1
A. 5	hL	1-7	Davidson	2-2
A. 6	hW	6-1	Davidson	3-2
A. 12	aW	8-4	Auburn	4-2
A. 13	aL	4-10	Auburn	4-3
A. 20	aW	8-3	Auburn	5-3
A. 21	aL	0-6	Auburn (5)	5-4
A. 24	hW	5-1	Oglethorpe	6-4
A. 27	hW	4-1	Vanderbilt	7-4
M. 3	hL	3-4	Mercer	7-5
M. 4	aW	10-0	Mercer	8-5
M. 10	aL	0-2	Georgia	8-6
M. 11	aW	4-3	Georgia	9-6
M. 17	hL	2-4	Georgia	9-7
M. 18	hW	5-4	Georgia (11)	10-7

Home games at Grant Field

1919 (9-9)

Home: 6-2; Away: 3-7; Neutral: 0-0

M. 22	hW	11-4	Camp Gordon [exh]	0-0
M. 28	aL	1-10	Mercer	0-1
M. 29	aL	4-5	Mercer (11)	0-2
A. 5	hW	5-0	Clemson	1-2
A. 6	hW	9-3	Clemson	2-2
A. 11	hW	2-1	Auburn	3-2
A. 12	hW	4-2	Auburn	4-2
A. 18	hW	3-2	Mercer (11)	5-2
A. 19	hW	8-1	Mercer	6-2
A. 26	aW	4-3	Furman	7-2
A. 27	aW	4-2	Furman	8-2
M. 1	aL	1-11	Alabama	8-3
M. 1	aL	2-6	Alabama	8-4
M. 2	aW	6-2	Mississippi State	9-4
M. 3	aL	1-2	Mississippi State	9-5
M. 9	hL	1-2	Georgia	9-6
M. 10	hL	0-8	Georgia	9-7
M. 16	aL	5-7	Georgia	9-8
M. 17	aL	2-5	Georgia	9-9

Home games at Grant Field

1920 (16-2)

Home: 9-1; Away: 7-1; Neutral: 0-0

M. 26	hW	4-2	Erskine	1-0
M. 27	hW	18-0	Erskine	2-0
A. 2	aW	3-0	Mercer	3-0
A. 7	hL	1-5	Philadelphia A's [exh]	3-0
A. 10	hL	1-5	Oglethorpe	3-1
A. 15	hW	8-0	Florida	4-1
A. 16	aW	6-2	Auburn	5-1
A. 17	aL	4-5	Auburn	5-2
A. 23	hW	2-1	Clemson	6-2
A. 24	hW	5-4	Clemson (10)	7-2
A. 26	aW	9-3	Florida	8-2
A. 27	aW	6-3	Florida (12)	9-2
A. 30	hW	6-2	Davidson	10-2
M. 1	hW	5-0	Davidson	11-2
M. 7	hW	5-4	Vanderbilt	12-2
M. 8	hW	4-2	Vanderbilt	13-2
M. 12	aW	4-2	Wofford	14-2
M. 14	aW	12-1	Furman	15-2
M. 15	aW	4-0	Furman	16-2

Home games at Grant Field

Coach Kid Clay

11 seasons; 147-99-5 (.596)

1921 (18-4-1)

Home: 13-2; Away: 5-2-1; Neutral: 0-0

M. 25	hW	18-0	Cincinnati	1-0
M. 26	hW	17-5	Cincinnati	2-0
A. 1	hW	7-0	Clemson	3-0

A. 2	hW	10-1	Clemson	4-0
A. 8	hL	3-6	Oglethorpe	4-1
A. 9	hW	9-3	Oglethorpe	5-1
A. 15	hW	8-3	Auburn	6-1
A. 19	hW	7-6	Auburn	7-1
A. 22	aW	7-2	N.C. State	8-1
A. 23	aW	6-0	N.C. State	9-1
A. 25	aL	1-8	Georgetown	9-2
A. 26	aW	3-2	Georgetown	10-2
A. 27	aT	2-2	Navy (11)	10-2-1
A. 28	aL	6-3	Maryland	10-3-1
A. 29	aW	2-0	Washington & Lee	11-3-1
A. 30	aW	6-3	Wash. & Lee (12)	12-3-1
M. 6	hW	10-0	N.C. State	13-3-1
M. 7	hL	1-4	N.C. State	13-4-1
M. 13	hW	4-1	Washington & Lee	14-4-1
M. 14	hW	8-4	Washington & Lee	15-4-1
M. 18	hW	5-0	Oglethorpe	16-4-1
M. 20	hW	4-1	Tennessee	17-4-1
M. 21	hW	4-3	Tennessee	18-4-1

Home games at Grant Field

1922 (14-9)

Home: 9-4; Away: 5-5; Neutral: 0-0

M. 16	hL	2-4	Detroit Tigers [exh]	0-0
M. 17	hL	4-7	Detroit Tigers [exh]	0-0
M. 24	hW	9-4	Clemson	1-0
M. 25	hW	6-2	Clemson	2-0
A. 1	hL	6-7	Auburn	2-1
A. 7	hW	10-3	Mercer	3-1
A. 8	hW	1-0	Mercer	4-1
A. 15	aL	5-8	Auburn	4-2
A. 16	aW	5-4	Auburn	5-2
A. 20	hL	3-4	Harvard	5-3
A. 21	aL	4-7	Tennessee (5)	5-4
A. 22	aW	8-4	Tennessee	6-4
A. 24	aL	7-8	Georgetown	6-5
A. 25	aL	3-5	Georgetown	6-6
A. 26	aW	13-1	Navy	7-6
A. 27	aW	8-3	Maryland	8-6
A. 28	aL	5-6	Washington & Lee	8-7
A. 29	aW	4-3	Wash. & Lee (10)	9-7
M. 5	hW	4-1	Tennessee	10-7
M. 6	hW	9-5	Tennessee	11-7
M. 12	hL	2-3	Washington & Lee	11-8
M. 13	hW	3-0	Washington & Lee	12-8
M. 18	hW	10-3	Oglethorpe	13-8
M. 19	hL	3-6	Oglethorpe	13-9
M. 20	hW	13-6	Oglethorpe	14-9

Home games at Grant Field

1923 (16-2-2)

Home: 12-2; Away: 3-0-1; Neutral: 1-0-1

M. 28	hW	7-3	Penn State	1-0
M. 29	hW	14-2	Penn State	2-0
M. 31	hL	2-3	Pennsylvania (11)	2-1
A. 5	hW	4-3	Maryland	3-1
A. 6	hW	1-0	Dartmouth (11)	4-1
A. 7	hL	3-2	Dartmouth (10)	5-1
A. 14	hL	3-7	Auburn	5-2
A. 20	hW	2-0	Florida	6-2
A. 21	hW	13-0	Florida	7-2
A. 23	aT	2-2	Auburn (5)	7-2-1
A. 24	6T	1-1	Auburn (6)	7-2-2
A. 25	aW	6-3	Alabama	8-2-2
A. 26	6W	11-2	Alabama	9-2-2
A. 27	aW	9-3	Mercer	10-2-2
A. 28	aW	9-2	Mercer	11-2-2
M. 5	hW	9-3	North Carolina	12-2-2
M. 11	hW	9-5	Kentucky	13-2-2
M. 12	hW	10-2	Kentucky	14-2-2
M. 18	hW	4-2	Oglethorpe	15-2-2
M. 19	hW	3-0	Oglethorpe	16-2-2
J. 9	hL	1-4	North Carolina [exh]	16-2-2

Home games at Grant Field

1924 (9-14)

Home: 6-7; Away: 3-6; Neutral: 0-1

M. 21	hL	2-4	Ohio State	0-1
M. 22	hW	6-3	Ohio State	1-1
M. 28	hL	3-7	Dartmouth	1-2
M. 29	4L	7-11	Dartmouth (7)	1-3
A. 5	aW	17-5	Auburn	2-3
A. 6	aW	2-0	Auburn	3-3
A. 13	hL	3-4	Notre Dame	3-4
A. 19	hW	2-1	Penn State (11)	4-4
A. 20	hW	5-0	Penn State	5-4
A. 25	aL	4-5	N.C. State	5-5

A. 26	aL	4-5	N.C. State	5-6
A. 28	aL	4-8	Virginia	5-7
A. 29	aW	3-1	Virginia	6-7
M. 1	aL	4-8	Pennsylvania	6-8
M. 2	aL	1-4	Penn State	6-9
M. 3	aL	0-6	Penn State	6-10
M. 6	hL	4-7	Virginia (11)	6-11
M. 7	hW	2-1	Virginia	7-11
M. 9	hL	6-8	Alabama (10)	7-12
M. 14	hW	7-6	Auburn	8-12
M. 15	hW	2-0	Auburn	9-12
M. 16	hL	0-1	Oglethorpe	9-13
M. 17	hL	1-5	Oglethorpe	9-14

Home games at Grant Field

1925 (14-7)

Home: 10-3; Away: 4-4; Neutral: 0-0

M. 20	hW	4-0	Clemson	1-0
M. 21	hW	6-0	Clemson	2-0
M. 27	hW	12-2	Furman	3-0
M. 28	hW	12-3	Furman	4-0
A. 3	hW	7-5	Dartmouth	5-0
A. 4	hL	0-1	Dartmouth	5-1
A. 11	hW	6-1	Notre Dame	6-1
A. 15	hW	21-4	Maryland	7-1
A. 17	aL	9-2	Alabama	8-1
A. 18	aL	10-17	Alabama	8-2
A. 22	hW	8-7	Oglethorpe	9-2
A. 23	hL	1-4	Oglethorpe	9-3
A. 24	hW	25-2	Auburn	10-3
A. 25	aW	10-8	Auburn	11-3
A. 30	aW	4-3	Kentucky	12-3
M. 1	aL	1-2	Vanderbilt	12-4
M. 2	aW	9-5	Vanderbilt	13-4
M. 8	aL	0-4	Georgia	13-5
M. 9	aL	3-7	Georgia	13-6
M. 15	hW	10-9	Georgia	14-6
M. 16	hL	4-6	Georgia	14-7

YEAR-BY-YEAR RESULTS

A. 20	hW	9-4	Alabama	10-5
A. 21	hW	7-6	Alabama	11-5
A. 22	aL	5-8	Alabama	11-6
A. 23	aW	6-3	Alabama	12-6
A. 25	aL	2-7	Vanderbilt	12-7
A. 26	aW	10-3	Vanderbilt	13-7
A. 29	4L	9-10	Georgia	13-8
A. 30	4L	1-8	Georgia (8)	13-9
M. 4	hW	9-8	North Carolina	14-9
M. 5	hW	12-4	North Carolina (8)	15-9
M. 6	hW	8-7	N.C. State	16-9
M. 7	4W	8-4	N.C. State	17-9
M. 13	aW	10-5	Georgia	18-9
M. 14	aL	8-10	Georgia	18-10

Home games at Grant Field

1928 (15-6)

Home: 12-2; Away: 2-3; Neutral: 1-1

M. 23	hW	14-4	Clemson	1-0
M. 24	hW	7-5	Clemson	2-0
M. 29	hW	12-11	Oglethorpe	3-0
M. 30	hW	5-4	Oglethorpe	4-0
A. 7	hW	8-2	Maryland	5-0
A. 13	hL	3-7	Mercer	5-1
A. 17	aL	4-15	Auburn	5-2
A. 18	aW	11-2	Auburn	6-2
A. 21	hW	7-5	Auburn	7-2
A. 25	aL	3-4	Alabama	7-3
A. 26	aW	5-3	Alabama	8-3
A. 28	hL	1-7	Alabama	8-4
M. 2	hW	1-0	Tennessee	9-4
M. 3	hW	5-4	Tennessee	10-4
M. 4	hW	9-4	Vanderbilt	11-4
M. 5	hW	10-8	Vanderbilt	12-4
M. 11	hW	4-0	South Carolina	13-4
M. 12	hW	3-2	South Carolina	14-4
M. 18	aL	5-9	Georgia	14-5
M. 25	4L	2-3	Georgia	14-6
M. 26	4W	7-5	Georgia	15-6

Home games at Grant Field

1929 (6-14-1)

Home: 3-4; Away: 3-7; Neutral: 0-3-1

M. 25	aT	6-6	Atlanta Crackers [exh]	0-0
M. 29	4T	5-5	Oglethorpe	0-0-1
M. 30	4L	4-5	Oglethorpe	0-0-1
A. 3	aL	3-23	Auburn	0-2-1
A. 4	aL	10-16	Auburn	0-3-1
A. 5	aL	3-4	Florida (7)	0-4-1
A. 6	aW	3-1	Florida	1-4-1
A. 12	hW	5-2	Clemson	2-4-1
A. 13	hL	4-7	Clemson	2-5-1
A. 19	hW	12-7	Auburn	3-5-1
A. 20	hW	8-3	Auburn	4-5-1
A. 24	hL	4-7	Alabama	4-6-1
A. 25	hL	3-9	Alabama	4-7-1
A. 26	aL	3-6	Alabama	4-8-1
A. 27	aW	4-2	Alabama	5-8-1
M. 2	hL	3-17	South Carolina	5-9-1
M. 3	4L	2-8	Georgia	5-10-1
M. 4	4L	1-12	Georgia	5-11-1
M. 10	aL	0-3	Vanderbilt	5-12-1
M. 11	aL	1-6	Vanderbilt	5-13-1
M. 17	aW	9-5	Georgia	6-13-1
M. 18	aL	1-3	Georgia	6-14-1

Home games at Grant Field

1930 (8-16)

Home: 7-11; Away: 1-5; Neutral: 0-0

M. 28	hW	10-9	Clemson	1-0
M. 29	hW	4-1	Clemson	2-0
A. 3	hW	2-1	Florida	3-0
A. 4	hL	1-3	Florida	3-1
A. 7	hL	4-5	Oglethorpe (8)	3-2
A. 8	hL	3-5	Oglethorpe	3-3
A. 9	hL	3-14	Oglethorpe	3-4
A. 11	aW	2-1	South Carolina	4-4
A. 12	aL	4-5	South Carolina	4-5
A. 16	hL	4-7	Auburn	4-6
A. 17	hW	6-2	Auburn	5-6
A. 18	hL	3-4	Illinois (5)	5-7
A. 19	hW	9-8	Illinois	6-7
A. 21	hW	7-6	Alabama	7-7
A. 22	hL	2-7	Alabama	7-8
A. 23	hL	1-3	Notre Dame	7-9
A. 24	hL	3-5	Notre Dame	7-10
A. 25	aL	2-16	Alabama	7-11
A. 26	aL	3-15	Alabama	7-12

M. 2	hW	10-5	Vanderbilt	8-12
M. 3	hL	1-6	Vanderbilt (8)	8-13
M. 9	aL	6-7	Georgia	8-14
M. 10	aL	3-4	Georgia	8-15
M. 16	hL	3-7	Georgia	8-16

1931 (8-13)

Home: 6-6; Away: 2-7; Neutral: 0-0

M. 23	hL	1-9	Reading [exh]	0-0
M. 24	hL	6-7	Reading [exh]	0-0
M. 25	hL	4-6	Reading [exh]	0-0
A. 2	hL	1-11	South Carolina	0-1
A. 3	hL	3-4	South Carolina	0-2
A. 10	aL	7-9	Mercer	0-3
A. 11	aW	13-1	Mercer	1-3
A. 13	aL	6-8	Florida	1-4
A. 14	aL	8-9	Florida	1-5
A. 17	hW	8-7	Oglethorpe (8)	2-5
A. 18	hL	4-6	Oglethorpe	2-6
A. 20	hW	7-3	Mercer	3-6
A. 21	hW	10-7	Mercer	4-6
A. 22	hW	8-4	Florida	5-6
A. 23	hL	3-4	Florida	5-7
A. 24	hW	11-7	Auburn	6-7
A. 25	hL	8-13	Auburn	6-8
M. 1	aL	6-7	Georgia	6-9
M. 2	aW	5-3	Georgia	7-9
M. 8	aL	5-8	Oglethorpe	7-10
M. 11	aL	5-11	Auburn	7-11
M. 12	aL	0-13	Auburn	7-12
M. 15	hL	0-17	Georgia	7-13
M. 16	hW	11-4	Georgia	8-13

Coach Bobby Dodd

7 seasons; 43-64-2 (.404)

1932 (4-11-2)

Home: 3-6-2; Away: 1-3; Neutral: 0-2

M. 31	hT	4-4	Michigan State	0-0-1
A. 1	hW	3-0	Goodyear [Cartersville]	1-0-1
A. 2	aW	16-11	Goodyear [Rockmart]	2-0-1
A. 8	hL	0-8	Oglethorpe	2-1-1
A. 9	hW	5-3	Oglethorpe	3-1-1
A. 15	hT	6-6	Auburn	3-1-2
A. 16	hL	10-12	Auburn	3-2-2
A. 16	hW	5-4	Auburn	4-2-2
A. 22	2L	2-7	Oglethorpe	4-3-2
A. 23	2L	1-17	Oglethorpe	4-4-2
A. 26	hL	4-6	Florida	4-5-2
A. 26	hL	1-7	Florida (7)	4-6-2
A. 29	aL	7-8	Auburn (10)	4-7-2
M. 6	hL	3-8	Georgia	4-8-2
M. 7	hL	2-9	Georgia	4-9-2
M. 13	aL	0-5	Georgia	4-10-2
M. 14	aL	9-10	Georgia	4-11-2

Tech lost two exhibitions to Atlanta Crackers

1933 (4-10, 3-7 SEC)

Home: 4-3; Away: 0-5; Neutral: 0-2

A. 7	hW	4-3	Auburn	1-0
A. 8	hL	7-11	Auburn	1-1
A. 14	aL	2-6	Alabama	1-2
A. 21	hW	6-4	Oglethorpe	2-2
A. 22	hL	0-8	Oglethorpe	2-3
A. 25	hW	6-4	Alabama	3-3
A. 28	aL	3-4	Auburn (10)	3-4
A. 29	aL	5-9	Auburn	3-5
M. 1	2L	3-4	Oglethorpe (15)	3-6
M. 1	2L	4-5	Oglethorpe	3-7
M. 5	aL	1-4	Georgia	3-8
M. 6	aL	2-10	Georgia	3-9
M. 12	hL	3-13	Georgia	3-10
M. 13	hW	9-3	Georgia	4-10

1934 (10-10, 8-9 SEC)

Home: 5-6; Away: 4-3; Neutral: 1-1

A. 6	hW	10-4	Auburn	1-0
A. 7	hL	4-7	Auburn	1-1
A. 9	hW	3-2	Florida	2-1
A. 10	hL	6-18	Florida (7)	2-2
A. 13	aW	9-5	Alabama	3-2
A. 14	aL	2-11	Alabama	3-3
A. 16	aW	9-7	Vanderbilt	4-3
A. 17	aW	5-3	Vanderbilt	5-3
A. 20	hL	3-4	Alabama	5-4
A. 21	hL	1-8	Alabama	5-5
A. 23	hW	3-2	Oglethorpe	6-5

A. 28	aL	0-1	Auburn	6-6
M. 4	hW	9-7	Georgia	7-6
M. 5	hL	3-4	Georgia	7-7
M. 7	2W	7-4	Oglethorpe	8-7
M. 8	2L	2-4	Oglethorpe	8-8
M. 11	aW	9-8	Georgia (10)	9-8
M. 12	aL	3-4	Georgia	9-9
M. 18	hW	3-2	Vanderbilt	10-9
M. 19	hL	5-6	Vanderbilt	10-10

1935 (7-6, 3-3 SEC)

Home: 4-2; Away: 2-3; Neutral: 1-1

A. 2	aL	3-10	Alabama	0-1
A. 5	aL	0-4	Clemson	0-2
A. 17	hW	1-0	Cincinnati	1-2
A. 18	2L	2-5	Oglethorpe	1-3
A. 19	2W	6-1	Oglethorpe	2-3
A. 22	aW	6-3	Auburn	3-3
A. 23	aW	4-3	Auburn	4-3
A. 26	hL	2-10	Clemson	4-4
A. 27	hW	6-0	Clemson	5-4
A. 27	hW	2-1	Clemson	6-4
M. 3	hW	9-8	Georgia	7-4
M. 4	aL	2-8	Georgia	7-5
M. 11	hL	1-4	Georgia	7-6

1936 (no team)

1937 (4-7, 4-7 SEC)

Home: 2-3; Away: 2-4; Neutral: 0-0

A. 7	hL	2-3	Auburn	0-1
A. 16	aL	10-11	Florida	0-2
A. 17	aL	4-5	Florida	0-3
A. 26	hL	1-7	Alabama	0-4
A. 27	hL	1-3	Alabama	0-5
M. 1	aL	5-6	Auburn	0-6
M. 1	aW	3-2	Auburn (7)	1-6
M. 7	hW	5-4	Georgia (12)	2-6
M. 8	aL	8-13	Georgia	2-7
M. 14	aW	16-11	Georgia	3-7
M. 15	hW	6-5	Georgia (10)	4-7

1938 (7-10, 5-8 SEC)

Home: 6-4; Away: 1-6; Neutral: 0-0

A. 13	hL	4-7	Florida	0-1
A. 14	hL	1-11	Florida	0-2
A. 15	hW	7-2	Vanderbilt	1-2
A. 16	hW	4-0	Vanderbilt	2-2
A. 22	hW	7-2	South Carolina	2-2
A. 23	hL	2-3	South Carolina	3-3
A. 27	aL	3-6	Alabama	3-4
A. 28	aL	3-9	Alabama	3-5
A. 29	aW	9-6	Auburn	4-5
A. 30	aL	2-9	Auburn	4-6
M. 6	aL	3-8	Vanderbilt	4-7
M. 11	hW	6-2	Auburn	5-7
M. 12	hW	5-4	Auburn	6-7
M. 13	aL	8-10	Georgia	6-8
M. 14	hL	4-6	Georgia	6-9
M. 20	hW	9-4	Georgia	7-9
M. 21	aL	5-6	Georgia	7-10

1939 (7-10, 3-9 SEC)

Home: 5-3; Away: 2-7; Neutral: 0-0

A. 7	aL	2-14	Florida (7)	0-1
A. 8	aL	3-5	Florida	0-2
A. 14	aL	2-5	Auburn	0-3
A. 15	aL	4-11	Auburn	0-4
A. 17	aL	3-12	Vanderbilt	0-5
A. 18	aW	7-3	Vanderbilt	1-5
A. 21	aL	7-9	South Carolina	1-6
A. 22	aW	12-4	South Carolina	2-6
A. 28	hL	4-10	Vanderbilt	2-7
M. 1	hL	2-11	Auburn	2-8
M. 2	hW	5-4	Auburn	3-8
M. 5	hW	8-4	Pensacola NAS	4-8
M. 6	hW	7-6	Pensacola NAS	5-8
M. 9	hW	10-4	Presbyterian	6-8
M. 12	hW	9-3	Georgia	7-8
M. 19	aL	0-3	Georgia	7-9
M. 20	hL	2-11	Georgia	7-10

Coach Roy Mundorff

4 seasons; 26-36-1 (.421)

1940 (5-10-1, 5-9-1 SEC)

Home: 5-6; Away: 0-4-1; Neutral: 0-0

M. 29	hL	3-4	Presbyterian	0-1
A. 5	hW	4-2	Auburn	1-1
A. 6	hL	1-7	Auburn	1-2
A. 8	hL	5-9	Tennessee	1-3
A. 9	hW	8-0	Tennessee	2-3
A. 12	aT	1-1	Florida (6)	2-3-1
A. 13	aL	1-7	Florida	2-4-1
A. 20	aL	0-2	Auburn	2-5-1
A. 26	hW	6-0	Vanderbilt	3-5-1
A. 27	hW	7-5	Vanderbilt	4-5-1
M. 3	aL	2-5	Georgia	4-6-1
M. 4	hL	3-4	Georgia	4-7-1
M. 6	hW	9-8	Florida	5

YEAR-BY-YEAR RESULTS

Coach Joe Pittard

16 seasons; 169-173-7 (.497)

1946 (10-2, 0-0 SEC)

Home: 6-1; Away: 3-1; Neutral: 1-0

J. 31	hW	12-4	Dorch's Bakery	1-0
A. 2	hW	4-0	Covington Mills	2-0
A. 6	hW	2-1	Georgia	3-0
A. 9	aW	14-6	Georgia	4-0
A. 13	hW	8-2	North Georgia College	5-0
A. 14	aW	22-7	Georgia	6-0
A. 16	hW	9-3	Georgia	7-0
A. 21	hW	14-4	North Georgia College	8-0
A. 24	aW	11-9	Covington Mills	9-0
A. 25	25W	10-9	Chicopee Mills	10-0
A. 27	aL	2-3	Marietta	10-1
A. 29	hL	1-6	Chicopee Mills	10-2

Season played in July and August

1947 (7-6, 6-6 SEC)

Home: 4-3; Away: 3-3; Neutral: 0-0

M. 6	hW	8-7	Georgia Teachers Coll.	1-0
M. 9	aL	8-10	Vanderbilt	1-1
M. 10	aW	6-5	Vanderbilt	2-1
M. 16	aW	6-4	Georgia	3-1
M. 17	hL	2-11	Georgia	3-2
M. 19	aL	4-8	Auburn	3-3
M. 20	aL	4-17	Auburn	3-4
M. 23	hW	8-5	Vanderbilt	4-4
M. 24	hL	5-10	Vanderbilt	4-5
M. 26	hW	12-2	Auburn	5-5
M. 27	hL	5-14	Auburn	5-6
M. 30	hW	8-7	Georgia	6-6
M. 31	aW	18-5	Georgia	7-6

1948 (11-9, 11-7 SEC)

Home: 8-2; Away: 3-5; Neutral: 0-2

A. 2	hW	8-6	Vanderbilt	1-0
A. 3	hW	8-6	Vanderbilt	2-0
A. 14	hW	9-1	Tennessee	3-0
A. 15	hW	9-7	Tennessee	4-0
A. 16	aL	4-17	Auburn	4-1
A. 17	aW	10-8	Auburn	5-1
A. 23	aW	14-8	Tennessee	6-1
A. 24	aL	4-8	Tennessee	6-2
A. 30	hL	5-8	Kentucky	6-3
M. 1	hW	18-6	Kentucky	7-3
M. 8	aL	4-5	Kentucky	7-4
M. 8	aW	12-8	Kentucky	8-4
M. 14	hL	9-11	Georgia	8-5
M. 15	hW	14-10	Georgia	9-5
M. 17	hW	13-8	Auburn	10-5
M. 18	hW	12-6	Auburn	11-5
M. 21	aL	11-13	Georgia	11-6
M. 22	aL	3-8	Georgia	11-7
J. 10	36L	0-15	North Carolina*	11-8
J. 11	36L	2-3	Geo. Washington (11)*	11-9

*Southern Championship (NCAA play-in)

1949 (10-14, 9-11 SEC)

Home: 6-6; Away: 4-8; Neutral: 0-0

M. 21	aW	13-9	Rollins	1-0
M. 22	aL	8-10	Rollins	1-1
M. 23	aL	1-6	Florida	1-2
M. 24	aL	1-11	Florida	1-3
M. 25	hL	5-9	Michigan State	1-4
M. 26	hL	2-7	Michigan State	1-5
A. 8	hL	7-14	Kentucky	1-6
A. 9	hL	8-9	Kentucky	1-7
A. 13	hW	9-4	Tennessee	2-7
A. 14	hW	19-16	Tennessee	3-7
A. 15	hL	8-12	Auburn	3-8
A. 16	hW	5-3	Auburn	4-8
A. 20	aW	3-3	Tennessee	5-8
A. 21	aL	8-9	Tennessee	5-9
A. 25	aW	8-2	Auburn	6-9
A. 26	aL	3-4	Auburn	6-10
A. 29	hL	3-6	Florida	6-11
A. 30	hW	11-1	Florida	7-11
M. 6	aW	18-13	Kentucky	8-11
M. 7	aL	1-9	Kentucky	8-12
M. 13	aL	6-7	Georgia	8-13
M. 14	hW	9-8	Georgia	9-13
M. 20	hW	8-7	Georgia	10-13
M. 21	aL	7-8	Georgia	10-14

1950 (7-11, 7-11 SEC)

Home: 4-5; Away: 3-6; Neutral: 0-0

M. 31	hL	3-5	Vanderbilt	0-1
A. 1	hW	13-9	Vanderbilt	1-1
A. 5	hL	6-10	Kentucky	1-2
A. 6	hL	9-14	Kentucky	1-3
A. 12	hW	6-3	Tennessee	2-3
A. 13	hL	5-17	Tennessee	2-4
A. 14	aL	5-9	Auburn	2-5
A. 15	aW	9-8	Auburn	3-5
A. 21	aW	23-2	Vanderbilt	4-5
A. 22	aL	3-11	Vanderbilt	4-6
A. 26	aL	3-4	Tennessee	4-7
A. 27	aL	8-17	Tennessee	4-8
A. 28	aL	2-7	Kentucky	4-9
M. 5	hW	8-4	Auburn	5-9
M. 6	hL	3-8	Auburn	5-10
M. 13	hW	5-4	Georgia	6-10
M. 17	aW	5-3	Georgia	7-10
M. 18	aL	3-7	Georgia	7-11

1951 (11-12, 8-12 SEC)

Home: 6-4; Away: 5-8; Neutral: 0-0

M. 19	aW	18-7	Stetson	1-0
M. 21	aL	7-10	Florida	1-1
M. 22	aW	10-8	Florida	2-1
M. 23	aW	11-10	Florida Southern	3-1
M. 24	aW	20-2	Florida Southern	4-1
M. 30	hL	2-23	Auburn	4-2
M. 31	hW	11-9	Auburn	5-2
A. 4	hL	11-15	Tennessee	5-3
A. 5	hL	11-12	Tennessee	5-4
A. 13	aL	1-2	Tennessee	5-5
A. 14	aL	3-4	Kentucky	5-6
A. 14	aW	5-4	Kentucky	6-6
A. 18	aL	5-15	Florida	6-7
A. 20	hW	14-11	Vanderbilt	7-7
A. 21	hW	22-8	Vanderbilt	8-7
A. 25	aL	6-7	Florida	8-8
A. 28	aL	1-6	Auburn	8-9
M. 4	aL	6-7	Georgia	8-10
M. 5	aL	4-6	Georgia	8-11
M. 11	hW	4-0	Georgia	9-11
M. 12	hW	8-7	Georgia	10-11
M. 14	hW	16-11	Kentucky	11-11
M. 15	hL	8-9	Kentucky	11-12

1952 (8-11-1, 8-11-1 SEC)

Home: 5-6-1; Away: 3-5; Neutral: 0-0

M. 21	aL	3-9	Florida	0-1
M. 22	aL	2-13	Florida	0-2
M. 31	hT	4-4	Auburn	0-2-1
A. 1	hL	4-11	Auburn	0-3-1
A. 4	aW	10-3	Auburn	1-3-1
A. 5	aW	3-2	Auburn	2-3-1
A. 11	aL	6-7	Tennessee	2-4-1
A. 12	aL	4-5	Tennessee	2-5-1
A. 16	hL	1-12	Tennessee	2-6-1
A. 17	hW	9-5	Tennessee	3-6-1
A. 18	hW	25-11	Kentucky	4-6-1
A. 19	hW	6-5	Kentucky	5-6-1
A. 21	hW	14-4	Vanderbilt	6-6-1
A. 22	hL	8-12	Vanderbilt	6-7-1
A. 25	aW	6-3	Florida	7-7-1
A. 26	aL	5-13	Florida	7-8-1
M. 2	hW	6-5	Georgia	8-8-1
M. 3	hL	7-15	Georgia	8-9-1
M. 9	hL	6-9	Georgia	8-10-1
M. 10	hL	1-5	Georgia	8-11-1

1953 (8-13, 7-10 SEC)

Home: 4-4; Away: 4-9; Neutral: 0-0

M. 23	aL	3-6	Stetson	0-1
M. 24	aW	7-3	Stetson	1-1
M. 25	aL	2-9	Rollins	1-2
M. 26	aL	4-10	Rollins	1-3
M. 27	aL	4-15	Florida	1-4
M. 28	aL	2-13	Florida	1-5
M. 30	hW	6-5	Auburn	2-5
M. 31	hL	7-14	Auburn	2-6
A. 6	hW	5-2	Tennessee	3-6
A. 7	hL	0-3	Tennessee	3-7
A. 13	aL	4-11	Auburn	3-8
A. 14	aW	8-5	Auburn	4-8
A. 17	aL	2-12	Georgia	4-9
A. 18	aL	3-11	Georgia	4-10
A. 24	hW	5-4	Florida	5-10

A. 25	hL	2-11	Florida	5-11
A. 29	aW	4-2	Tennessee	6-11
M. 1	aL	3-14	Kentucky	6-12
M. 2	aW	14-3	Kentucky	7-12
M. 8	hW	4-3	Georgia	8-12
M. 9	hL	2-4	Georgia	8-13

1954 (9-13-1, 6-10 SEC)

Home: 4-5; Away: 5-7-1; Neutral: 0-1

M. 22	aW	14-6	Stetson	1-0
M. 23	aT	4-4	Stetson	1-0-1
M. 24	aL	5-6	Rollins	1-1-1
M. 25	7L	10-11	Ohio State	1-2-1
M. 25	aL	5-6	Rollins	1-3-1
M. 26	aL	5-16	Florida	1-4-1
M. 27	aW	15-4	Florida	2-4-1
A. 2	hW	14-4	Mercer	3-4-1
A. 3	aW	9-5	Mercer	4-4-1
A. 9	hL	2-5	Auburn	4-5-1
A. 10	hW	6-4	Auburn	5-5-1
A. 16	hW	9-0	Kentucky	6-5-1
A. 17	hL	3-4	Kentucky	6-6-1
A. 19	hL	5-15	Florida	6-7-1
A. 20	hW	6-3	Florida	7-7-1
A. 23	aL	1-2	Vanderbilt	7-8-1
A. 24	aW	8-4	Vanderbilt	8-8-1
A. 30	hL	1-3	Georgia	8-9-1
M. 1	hL	3-7	Georgia	8-10-1
M. 7	aW	9-6	Auburn	9-10-1
M. 8	aL	9-21	Auburn	9-11-1
M. 14	aL	0-5	Georgia	9-12-1
M. 15	aL	0-3	Georgia	9-13-1

1955 (15-9, 10-6 SEC)

Home: 7-3; Away: 7-6; Neutral: 1-0

M. 21	aW	10-0	Stetson	1-0
M. 22	aW	7-4	Stetson	2-0
M. 23	7W	9-3	Ohio State	3-0
M. 23	aL	4-6	Rollins	3-1
M. 25	aL	3-11	Florida	3-2
M. 26	aW	11-7	Florida	4-2
M. 30	hW	5-4	Mercer	5-2
A. 1	aW	5-3	Auburn	6-2
A. 2	aL	3-7	Auburn	6-3
A. 6	aL	10-11	Mercer	6-4
A. 8	hW	17-0	Kentucky	7-4
A. 9	hW	21-3	Kentucky	8-4
A. 11	hL	7-11	Florida	8-5
A. 12	hW	7-6	Florida	9-5
A. 15	hW	6-4	Clemson	10-5
A. 16	aL	4-8	Clemson	10-6
A. 18	hL	8-13	Auburn	10-7
A. 19	hW	12-7	Auburn	11-7
A. 22	aL	1-15	Georgia	11-8
A. 23	aW	5-2	Georgia	12-8
A. 29	aW	13-3	Kentucky	13-8
A. 30	aW	10-2	Kentucky	14-8
M. 6	hL	5-6	Georgia	14-9
M. 7	hW	18-4	Georgia	15-9

1956 (11-12, 4-9 SEC)

Home: 6-3; Away: 5-8; Neutral: 0-1

M. 19	aW	16-8	Stetson	1-0
M. 20	aW	1-0	Stetson	2-0
M. 21	7L	5-6	Ohio State	2-1
M. 22	aW	7-6	Rollins	3-1
M. 23	aL	3-5	Florida	3-2
M. 24	aL	2-3	Florida	3-3
M. 24	aL	6-7	Florida	3-4
M. 30	hW	10-2	Mercer	4-4
A. 2	2L	4-6	Atlanta Crackers [exh]	4-4
A. 13	aL	3-6	Georgia	4-5
A. 14	aL	3-7	Georgia	4-6
A. 18	aW	21-6	Clemson	5-6
A. 20	hW	9-4	Tennessee	6-6
A. 21	hL	1-3	Tennessee	6-7
A. 21	hW	5-4	Tennessee	7-7
A. 25	hW	2-1	Clemson	8-7
A. 27	aL	0-1	Auburn	8-8
A. 28	aL	3-9	Auburn	8-9
A. 28	aW	10-1	Auburn	9-9
M. 1	aL	4-6	Mercer	9-10
M. 4	hL	3-5	Georgia	9-11
M. 5	hW	7-1	Georgia	10-11
M. 9	hW	7-4	Rollins	11-11
M. 10	hL	0-7	Rollins	11-12

1957 (18-8-1, 13-3 SEC)

Home: 8-5; Away: 10-3; Neutral: 0-0-1

M. 18	aW	9-2	Stetson	1-0
M. 19	aW	9-3	Stetson	2-0
M. 20	7T	5-5	Ohio State	2-0-1
M. 21	aL	3-5	Rollins	2-1-1
M. 22	aW	12-1	Florida	3-1-1
M. 23	aW	10-1	Florida	4-1-1
M. 23	aW	8-2	Florida	5-1-1
M. 29	hW	6-4	Wake Forest	6-1-1
M. 30	hL	7-8	Wake Forest	6-2-1
A. 5	hW	6-5	Kentucky	7-2-1
A. 6	hW	13-4	Kentucky	8-2-1
A. 6	hW	9-7	Kentucky	9-2-1
A. 12	hW	10-0	Georgia	10-2-1
A. 13	hL	3-4	Georgia (12)	10-3-1
A. 19	aW	14-0	Tennessee	11-3-1
A. 20	aW	7-2	Tennessee	12-3-1
A. 20	aW	12-7	Tennessee	13-3-1
A. 26	hW	2-1	Auburn	14-3-1
A. 27	hL	2-3	Auburn	14-4-1
A. 27	hW	8-7	Auburn	15-4-1
M. 3	aW	3-0	Georgia	16-4-

YEAR-BY-YEAR RESULTS

J. 5	9W*	7-2	Geo. Washington	17-8-2
J. 6	9L*	9-16	Florida State	17-9-2
#Miami Sports Carnival				
+SEC Playoff				
*NCAA District 3 Playoffs				

1960 (14-11, 9-7 SEC)

Home: 6-4; Away: 6-7; Neutral: 2-0

M. 21	aW	12-3	Stetson	1-0
M. 22	aW	9-8	Stetson	2-0
M. 24	BW	13-0	Army	3-0
M. 24	aL	1-5	Miami	3-1
M. 25	BW	5-2	Army	4-1
M. 26	aL	3-4	Miami	4-2
M. 31	aL	0-10	Clemson	4-3
A. 1	hW	3-2	Auburn	5-3
A. 2	hL	4-5	Auburn	5-4
A. 8	hL	10-11	Kentucky	5-5
A. 9	hW	4-3	Kentucky	6-5
A. 11	hW	17-6	Tennessee	7-5
A. 12	hW	6-1	Tennessee	8-5
A. 15	hL	3-11	Florida	8-6
A. 16	hL	8-14	Florida	9-7
A. 22	aW	7-6	Auburn	9-7
A. 23	aW	12-0	Auburn	10-7
A. 25	aW	14-4	Vanderbilt	11-7
A. 29	hW	9-0	Georgia	12-7
M. 3	hW	12-2	Mercer	13-7
M. 6	aW	5-2	Florida	14-7
M. 7	aL	4-5	Florida	14-8
M. 10	aL	7-9	Mercer	14-9
M. 13	aL	4-9	Georgia	14-10
M. 14	aL	8-11	Georgia	14-11

1961 (6-16-2, 6-11 SEC)

Home: 3-5; Away: 3-10-1; Neutral: 0-1-1

M. 20	aL	1-4	Stetson	0-1
M. 21	aL	2-10	Stetson	0-2
M. 23	BT	2-2	Army	0-2-1
M. 23	aL	3-10	Miami	0-3-1
M. 24	BL	6-7	Army (7)	0-4-1
M. 25	aT	5-5	Miami	0-4-2
M. 27	hW	8-5	Vanderbilt	1-4-2
A. 1	hL	6-7	Auburn	1-5-2
A. 1	hL	10-12	Auburn (7)	1-6-2
A. 7	aL	6-14	Georgia	1-7-2
A. 8	aW	6-5	Georgia	2-7-2
A. 14	aL	3-5	Florida	2-8-2
A. 15	aL	0-11	Florida	2-9-2
A. 19	hL	5-12	Georgia (7)	2-10-2
A. 19	hW	6-2	Georgia (7)	3-10-2
A. 21	aL	13-24	Auburn	3-11-2
A. 22	aL	5-9	Auburn	3-12-2
A. 26	aW	12-7	Tennessee	4-12-2
A. 27	aW	8-1	Tennessee	5-12-2
A. 28	aL	15-16	Kentucky (10)	5-13-2
A. 29	aL	0-15	Kentucky (7)	5-14-2
M. 2	hL	5-15	Clemson	5-15-2
M. 5	hW	2-1	Florida	6-15-2
M. 6	hL	1-12	Florida	6-16-2

Coach Jim Luck

20 seasons; 320-280-5 (.533)

1962 (8-16, 6-11 SEC)

Home: 5-6; Away: 3-10; Neutral: 0-0

M. 19	aL	4-10	Florida State	0-1
M. 20	aL	8-9	Florida State	0-2
M. 21	aL	6-7	Florida State (10)	0-3
M. 23	aL	1-9	Auburn	0-4
M. 24	aL	2-3	Auburn	0-5
M. 27	aL	0-11	Georgia	0-6
M. 30	hL	6-8	Auburn	0-7
A. 4	hW	9-4	Tennessee	1-7
A. 5	hW	5-4	Tennessee	2-7
A. 7	hL	3-4	Kentucky (8)	2-8
A. 7	hW	6-4	Kentucky (7)	3-8
A. 13	hL	1-12	Florida	3-9
A. 14	hL	5-9	Florida	3-10
A. 18	aL	6-7	Georgia	3-11
A. 21	hL	6-9	Clemson	3-12
A. 24	hL	4-18	Clemson (7)	3-13
A. 24	aL	1-2	Georgia	3-14
A. 27	aW	12-1	Vanderbilt	4-14
A. 28	aW	11-9	Vanderbilt	5-14
M. 1	hW	8-7	Georgia	6-14
M. 4	aL	4-15	Florida	6-15

M. 5	aL	2-7	Florida	6-16
M. 8	hW	12-2	Mercer	6-17
M. 12	aW	2-1	Mercer	6-18

1963 (9-18, 4-13 SEC)

Home: 3-9; Away: 5-8; Neutral: 1-1

M. 18	aL	5-7	Florida Southern	0-1
M. 19	7W	9-8	Ohio State	1-1
M. 20	7L	0-5	Ohio State	1-2
M. 21	aW	5-0	Rollins	2-2
M. 22	aL	5-12	Florida	2-3
M. 23	aL	2-14	Florida	2-4
M. 27	hL	4-6	Clemson	2-5
M. 29	hL	3-11	Auburn	2-6
M. 30	hL	3-5	Auburn	2-7
A. 3	aW	10-8	Clemson	3-7
A. 5	hL	8-9	Vanderbilt	3-8
A. 9	aL	0-4	Auburn	3-9
A. 10	aL	4-6	Auburn	3-10
A. 12	hL	3-6	North Carolina	3-11
A. 13	hL	6-15	Georgia	3-12
A. 16	aL	2-4	Georgia	3-13
A. 19	hL	8-11	Florida	3-14
A. 20	hW	7-2	Florida	4-14
A. 24	aL	10-13	Kentucky	4-15
A. 25	aW	5-3	Kentucky	5-15
A. 26	aW	4-2	Tennessee	6-15
A. 27	aW	7-6	Tennessee	7-15
M. 3	hL	0-5	Georgia	7-16
M. 4	aL	8-12	Georgia	7-17
M. 14	hW	5-0	Mercer	8-17
M. 16	hL	5-10	Florida State (7)	8-18
M. 16	hW	5-4	Florida State (7)	9-18

1964 (9-15, 3-10 SEC)

Home: 6-7; Away: 1-8; Neutral: 2-0

M. 23	aL#	0-5	Florida State	0-1
M. 24	aL#	2-3	Florida State	0-2
M. 25	10W#	7-4	N.E. Louisiana State	1-2
M. 26	10W#	3-2	N.E. Louisiana State	2-2
M. 27	aL	1-2	Florida	2-3
A. 2	aL	1-2	Georgia	2-4
A. 3	hW	6-3	Furman	3-4
A. 4	hW	4-3	Furman	4-4
A. 9	hL	1-7	Morehead State	4-5
A. 10	hL	4-10	Auburn	4-6
A. 11	hL	6-8	Auburn	4-7
A. 14	aL	4-22	Clemson	4-8
A. 17	hL	3-17	Florida	4-9
A. 18	hW	4-2	Florida	5-9
A. 21	hL	1-14	Florida State	5-10
A. 24	aL	0-1	Vanderbilt	5-11
A. 25	aW	2-1	Vanderbilt	6-11
A. 29	hW	4-3	Tennessee	7-11
A. 30	hL	3-4	Tennessee	7-12
M. 5	hL	0-4	Georgia	7-13
M. 8	aL	1-5	Auburn	7-14
M. 9	aL	2-10	Auburn	7-15
M. 12	hW	9-7	Mercer	8-15
M. 14	hW	4-3	Clemson	9-15

#Florida State Invitational

1965 (20-8-2)

Home: 12-3-1; Away: 7-5-1; Neutral: 1-0

M. 22	aW	5-3	Jacksonville	1-0
M. 23	aW	8-1	Jacksonville	2-0
M. 24	aW	6-4	Rollins	3-0
M. 25	aW	10-5	Rollins	4-0
M. 26	7W	15-2	Milligan	5-0
M. 27	aW	11-1	Stetson	6-0
M. 30	hW	8-5	William Jewell	7-0
M. 31	hW	1-0	William Jewell	8-0
A. 1	aL	1-10	Georgia	8-1
A. 3	aL	2-4	Clemson	8-2
A. 3	aT	6-6	Clemson	8-2-1
A. 6	hL	4-12	Georgia	8-3-1
A. 9	aL	3-12	Auburn	8-4-1
A. 10	aL	0-4	Auburn	8-5-1
A. 12	hL	1-5	Miami	8-6-1
A. 13	hL	1-2	Miami	8-7-1
A. 16	hW	3-0	North Carolina	9-7-1
A. 17	hW	6-5	North Carolina	10-7-1
A. 19	hW	6-3	Xavier	11-7-1
A. 20	hW	3-1	Georgia	12-7-1
A. 28	hW	12-5	Florida	13-7-1
A. 29	hW	4-3	Florida	14-7-1
M. 1	aW	2-0	Furman	15-7-1
M. 4	aL	5-10	Georgia	15-8-1

M. 7	hW	5-4	Auburn	16-8-1
M. 8	hW	13-5	Auburn	17-8-1
M. 11	hT	4-4	Clemson	17-8-2
M. 12	hW	11-5	Mercer	18-8-2
M. 14	hW	7-1	Berry	19-8-2
M. 15	aW	6-2	Mercer	20-8-2

1966 (14-16)

Home: 10-8; Away: 4-8; Neutral: 0-0

M. 21	aL	1-6	Valdosta State	0-1
M. 22	aL	2-4	Valdosta State (7)	0-2
M. 22	aL	2-4	Valdosta State (7)	0-3
M. 23	aL	1-14	Rollins	0-4
M. 24	aL	0-2	Rollins	0-5
M. 25	aW	6-1	Florida Southern	1-5
M. 26	aL	3-4	Florida Southern	1-6
A. 1	hW	11-2	Milligan	2-6
A. 2	hW	19-1	Milligan	3-6
A. 6	hL	3-4	Georgia	3-7
A. 9	hW	6-0	Furman	4-7
A. 11	hL	0-3	North Carolina	4-8
A. 13	aW	11-2	Georgia	5-8
A. 15	hL	6-8	Notre Dame	5-9
A. 16	hW	9-2	Notre Dame	6-9
A. 18	aL	9-14	Clemson	6-10
A. 23	aL	1-2	Auburn (7)	6-11
A. 23	aW	8-2	Auburn (7)	7-11
M. 2	aW	3-0	Mercer (12)	8-11
M. 4	hL	2-4	Georgia	8-12
M. 6	hL	2-7	Memphis State	8-13
M. 7	hW	2-0	Memphis State	9-13
M. 10	hL	2-4	West Georgia	9-14
M. 11	hW	7-5	Mercer	10-14
M. 14	hL	1-4	Miami (7)	10-15
M. 14	hW	5-3	Miami (7)	11-15
M. 17	hL	0-1	Auburn	11-16
M. 18	hW	13-3	Auburn	12-16
M. 19	hW	10-3	Berry	13-16
M. 20	hW	4-1	Clemson	14-16

1967 (21-11)

Home: 14-7; Away: 7-4; Neutral: 0-0

M. 18	hW	5-4	East Tennessee St.	1-0
M. 24	aW	9-2	Valdosta State	2-0
M. 25	aL	4-9	Valdosta State	2-1
M. 29	hW	14-1	Davidson	3-1
M. 30	hW	9-0	Davidson	4-1
M. 31	hW	10-2	Milligan	5-1
A. 1	hW	14-7	Milligan	6-1
A. 4	aL	1-10	Clemson	6-2
A. 5	hW	8-2	Georgia	7-2
A. 8	hW	8-2	Parsons	8-2
A. 12	hL	3-7	Furman	8-3
A. 14	hL	2-4	Auburn (13)	8-4
A. 15	hL	6-9	Auburn (12)	8-5
A. 18	aW	4-3	Georgia	9-5
A. 21	hW	6-2	Miami	10-5
A. 22	hW	2-1	Miami (7)	11-5
A. 22	hW	4-2	Miami (7)	12-5
A. 25	hW	13-6	Georgia	13-5
A. 27	aW	6-1	Furman	14-5
A. 29	hW	9-2	David Lipscomb	15-5
M. 2	aL	1-2	Georgia	15-6
M. 5	hL	1-4	Erskine	15-7
M. 6	hL	0-4	Clemson	15-8
M. 9	hW	4-0	Mercer	16-8
M. 10	aW	5-2	Erskine	17-8
M. 12	aW	3-1	Berry	18-8
M. 13	hW	5-3	West Georgia (7)	19-8
M. 13	hL	0-5	West Georgia (7)	19-9
M. 15	aW	9-2	Mercer	20-9
M. 17	hL	3-5	Berry	20-10
M. 19	aW	12-8	Auburn	21-10
M. 20	aL	6-8	Auburn	21-11

1968 (21-13)

Home: 18-9; Away: 2-4; Neutral: 1-0

M. 18	hW	7-6	East Tenn. State	1-0
M. 19	hW	7-5	East Tenn. State	2-0
M. 20	hW	14-3	Alma College	3-0
M. 21	hL	4-5	Alma College	3-1
M. 23	hW	4-3	Earlham	4-1
M. 24	hW	10-3	DePauw	5-1
M. 25	hW	2-1	Milligan	6-1
M. 26	hW	7-6	Milligan	7-1
M. 29	hW	23-3	Hillsdale	8-1
M. 30	hW	9-1	Hillsdale	9-1
A. 1	hW	6-1	Hillsdale	10-1

A. 1	hL	6-8	William Jewell	10-2
A. 3	hL	9-20	Tennessee	10-3

YEAR-BY-YEAR RESULTS

1971 (31-6)

Home: 24-2; Away: 3-2; Neutral: 4-2

M. 20	hW	7-2	Bowling Green	1-0
M. 21	hW	11-8	Earlham	2-0
M. 22	hW	9-2	DePauw	3-0
M. 22	hW	4-3	Earlham	4-0
M. 23	hW	3-1	Earlham	5-0
M. 24	hW	6-3	Tennessee	6-0
M. 26	hL	3-11	Cleveland State	6-1
M. 27	hW	8-0	Cleveland State	7-1
M. 28	hW	3-2	North Carolina	8-1
M. 29	hW	3-0	Milligan	9-1
M. 30	hW	2-1	Milligan	10-1
M. 31	hW	11-0	Wake Forest	11-1
A. 2	hW	8-7	Erskine	12-1
A. 3	hW	2-0	Erskine	13-1
A. 5	hW	5-0	Hillsdale	14-1
A. 8	hW	7-3	Hope College	15-1
A. 10	hW	12-6	Olivet	16-1
A. 13	hW	8-4	Clemson	17-1
A. 15	hW	8-2	Lewis University	18-1
A. 16	hL	5-9	Lewis University	18-2
A. 21	aW	4-1	Clemson	19-2
A. 23	hW	4-3	Jacksonville	20-2
A. 24	hW	8-2	Jacksonville	21-2
A. 27	hW	9-7	Georgia	22-2
M. 4	aW	9-1	Georgia	23-2
M. 7	hW	6-0	Georgia State	24-2
M. 7	hW	6-0	Georgia State	25-2
M. 10	hW	7-0	Georgia	26-2
M. 11	aW	8-2	Georgia State	27-2
M. 14	aL	8-12	Jacksonville	27-3
M. 15	aL	1-7	Jacksonville	27-4
M. 17	11W	3-1	Georgia	28-4
M. 27	9L*	3-4	Miami	28-5
M. 28	9W*	9-4	Maryland	29-5
M. 29	9W*	5-3	Miami	30-5
M. 29	9W*	20-8	Mississippi State	31-5
M. 30	9L*	2-5	Mississippi State	31-6

*NCAA District 3 Playoffs

1972 (21-10)

Home: 18-6; Away: 2-4; Neutral: 1-0

M. 19	hL	2-7	North Carolina	0-1
M. 20	hW	18-1	Earlham	1-1
M. 21	hW	7-2	Earlham	2-1
M. 22	hL	1-13	Ohio University	2-2
M. 23	hW	21-10	Duke	3-2
M. 24	hW	20-1	Duke	4-2
M. 26	hW	5-2	Middle Tenn. State	5-2
M. 27	hW	8-6	Milligan	6-2
M. 28	hW	7-6	Milligan	7-2
A. 1	hW	2-0	Erskine (7)	8-2
A. 1	hW	4-0	Erskine (7)	9-2
A. 3	hW	9-3	Hillsdale	10-2
A. 4	hW	6-5	Hillsdale	11-2
A. 5	hL	6-7	Wake Forest	11-3
A. 6	hW	8-5	Wake Forest	12-3
A. 9	aL	0-1	Clemson	12-4
A. 14	hL	2-3	Memphis State	12-5
A. 15	hL	2-22	Memphis State	12-6
A. 19	aL	1-3	Georgia	12-7
A. 21	hL	2-6	Jacksonville	12-8
A. 25	hW	6-5	Georgia	13-8
A. 27	hW	9-2	Georgia State	14-8
A. 29	aL	2-4	Florida State	14-9
A. 30	aL	3-8	Florida State	14-10
M. 5	hW	4-0	Mercer	15-10
M. 7	11W	2-1	Georgia (10)	16-10
M. 8	aW	13-10	Georgia State	17-10
M. 11	aW	5-0	Mercer	18-10
M. 12	hW	5-4	South Carolina	19-10
M. 19	hW	4-2	Georgia Southern	20-10
M. 20	hW	3-2	Georgia Southern	21-10

1973 (20-6-2)

Home: 16-4-1; Away: 3-2-1; Neutral: 1-0

M. 22	hW	13-4	DePauw	1-0
M. 23	hW	13-6	Cleveland State	2-0
M. 24	hW	12-5	Hillsdale	3-0
M. 24	hL	1-2	Bowling Green	3-1
M. 26	hW	2-1	Yale	4-1
M. 27	hW	3-2	Yale	5-1
M. 28	aW	4-1	UT-Chattanooga	6-1
M. 30	hW	3-1	Milligan	7-1
A. 2	hL	4-6	Virginia	7-2
A. 3	hT	11-11	Virginia	7-2-1
A. 6	hW	4-2	Erskine	8-2-1

A. 9	hW	10-3	Stetson	9-2-1
A. 10	hW	4-2	Stetson	10-2-1
A. 13	hW	7-1	Tulane	11-2-1
A. 14	hW	3-2	Tulane	12-2-1
A. 19	hW	8-2	Old Dominion	13-2-1
A. 21	hW	5-3	W. Carolina (10)	14-2-1
A. 28	hW	1-0	Florida State	15-2-1
A. 29	hW	3-2	Florida State	16-2-1
M. 1	aW	2-1	Georgia	17-2-1
M. 2	hW	4-3	Mercer	18-2-1
M. 4	aW	7-6	Mercer	19-2-1
M. 11	aT	2-2	South Carolina (5)	19-2-2
M. 12	aL	3-11	South Carolina	19-3-2
M. 13	aL	0-2	South Carolina	19-4-2
M. 14	11W	3-2	Georgia (12)	20-4-2
M. 16	hL	5-6	Georgia Southern	20-5-2
M. 16	hL	2-13	Georgia Southern	20-6-2

1974 (20-17)

Home: 20-9; Away: 0-6; Neutral: 0-2

M. 4	hL	6-14	Virginia	0-1
M. 5	hW	4-2	Virginia	1-1
M. 6	hW	8-3	Virginia	2-1
M. 9	hW	10-2	Olivet	3-1
M. 9	hW	1-0	Olivet	4-1
M. 10	hL	5-7	Maryland	4-2
M. 11	hW	15-9	West Georgia	5-2
M. 22	hW	8-0	Earlham	6-2
M. 22	hL	3-7	Cleveland State	6-3
M. 23	hW	7-1	Hillsdale	7-3
M. 23	hL	2-3	Bowling Green	7-4
M. 24	hW	5-3	Western Michigan	8-4
M. 30	hW	10-4	Hillsdale	9-4
M. 31	hW	7-5	Harvard	10-4
A. 3	hW	11-7	Clemson	11-4
A. 5	hW	12-4	Erskine	12-4
A. 6	hW	15-10	Erskine	13-4
A. 7	aL	5-10	Georgia Southern	13-5
A. 9	aL	3-12	Clemson	13-6
A. 10	hW	6-1	Old Dominion	14-6
A. 13	aL	2-4	South Carolina	14-7
A. 13	aL	1-4	South Carolina	14-8
A. 15	hW	9-0	UT-Chattanooga	15-8
A. 17	aL	8-10	Clemson	15-9
A. 19	hL	3-7	Stetson	15-10
A. 20	hW	18-5	Stetson	16-10
A. 23	aL	11-16	Georgia	16-11
A. 25	hW	13-12	Kentucky	17-11
A. 27	hL	5-10	Western Carolina	17-12
A. 28	hW	10-6	Western Carolina	18-12
A. 30	hW	10-9	Georgia	19-12
M. 2	hL	12-13	West Georgia	19-13
M. 6	hW	7-4	Mercer	20-13
M. 11	hL	3-6	South Carolina	20-14
M. 11	hL	1-12	South Carolina	20-15
M. 12	11L	3-5	Georgia	20-16
M. 15	12L	7-11	Auburn	20-17

1975 (12-17)

Home: 11-11; Away: 0-5; Neutral: 1-1

M. 9	hW	14-7	Marietta [Ohio]	1-0
M. 20	hW	22-7	Earlham	2-0
M. 21	hW	41-0	Earlham	3-0
M. 22	hW	11-1	Olivet	4-0
M. 22	hW	10-1	Olivet	5-0
M. 23	hW	6-4	Cleveland State	6-0
M. 25	hL	1-10	Cleveland State	6-1
M. 26	hL	4-5	Old Dominion	6-2
M. 27	aL	0-1	Mercer	6-3
M. 28	aL	2-3	West Georgia	6-4
M. 29	hW	12-2	Hillsdale	7-4
M. 29	hW	11-5	Anderson College	8-4
M. 31	hW	3-1	Erskine	9-4
A. 1	hW	11-2	Erskine	10-4
A. 5	hW	10-7	Hillsdale	11-4
A. 5	hL	4-9	Milligan	11-5
A. 8	hL	3-10	Clemson	11-6
A. 12	aL	0-11	Florida State	11-7
A. 13	aL	3-9	Florida State	11-8
A. 22	hL	3-18	Clemson	11-9
A. 23	hL	1-5	Georgia	11-10
A. 26	hL	5-7	Western Carolina	11-11
A. 30	hL	6-9	Georgia Southern	11-12
M. 6	aL	3-4	Georgia	11-13
M. 9	hL	3-10	Shorter College	11-14
M. 12	11W	9-8	Georgia	12-14
M. 20	hL	0-6	South Carolina	12-15
M. 20	hL	1-20	South Carolina	12-16

M. 21	12L	5-6	Auburn	12-17
-------	-----	-----	--------	-------

1976 (12-22)

Home: 12-14; Away: 0-4; Neutral: 0-4

M. 7	hL	7-9	Virginia	0-1
M. 7	hW	3-2	Virginia	1-1
M. 8	hL	4-10	Olivet	1-2
M. 8	hW	7-0	Olivet	2-2
M. 11	hL	3-5	Old Dominion	2-3
M. 12	hL	1-5	Mercer	2-4
M. 22	hL	6-11	Cleveland State	2-5
M. 23	hW	5-1	Milligan	3-5
M. 24	hW	10-7	Cleveland State	4-5
M. 26	hW	11-9	Erskine	5-5
M. 27	hW	13-4	Hillsdale	6-5
M. 27	hW	4-3	Hope College	7-5
A. 2	hW	12-3	Northwood Institute	8-5
A. 3	hW	2-1	Hillsdale	9-5
A. 3	hL	5-10	Troy State	9-6
A. 5	hL	3-12	Clemson	9-7
A. 8	hL	2-15	West Georgia	9-8
A. 10	hW	14-10	Western Carolina	10-8
A. 11	hW	9-0	Western Carolina	11-8
A. 12	hL	10-12	Clemson	11-9
A. 16	hL	2-10	UNC-Wilmington	11-10
A. 17	hL	3-6	UNC-Wilmington	11-11
A. 20	hL	7-20	Georgia	11-12
A. 23	aL	6-8	Mercer	11-13
A. 24	hL	1-3	USC-Aiken	11-14
A. 27	aL	3-6	South Carolina	11-15
A. 27	aL	0-8	South Carolina	11-16
M. 2	hL	6-18	Florida State	11-17
M. 2	hW	4-3	Florida State	12-17
M. 5	aL	1-4	Georgia	12-18
M. 10	11L	5-6	Georgia	12-19
M. 13	24L	5-9	West Georgia	12-20
M. 15	13L+	3-6	Louisville	12-21
M. 18	12L	4-6	Auburn	12-22

+Metro Tournament

1977 (18-12)

Home: 15-8; Away: 2-1; Neutral: 1-3

M. 5	hW	7-1	Slippery Rock	1-0
M. 9	hW	10-0	Old Dominion	2-0
M. 20	hL	3-6	Milligan	2-1
M. 23	hL	1-7	Cleveland State	2-2
M. 23	hW	7-5	Cleveland State	3-2
M. 24	hW	9-2	Baldwin-Wallace	4-2
M. 25	hW	9-6	Hope College	5-2
A. 1	hW	7-1	Northwood Institute	6-2
A. 2	hW	8-6	Greenville [Ill.]	7-2
A. 5	hW	18-3	Centenary	8-2
A. 6	1L	0-7	Atlanta Braves [exh]	8-2
A. 7	hW	11-7	Indiana-Purdue	9-2
A. 8	hL	7-8	Clemson	9-3
A. 11	hW	8-7	Elmhurst	10-3
A. 13	hW	17-16	Baptist	11-3
A. 14	hW	3-2	Baptist	12-3
A. 16	hW	6-5	USC-Aiken	13-3
A. 18	hL	2-6	West Georgia	13-4
A. 20	aW	8-3	Georgia	14-4
A. 26	aW	11-2	West Georgia	15-4
A. 29	aL	3-11	Mercer	15-5
A. 30	hL	5-14	Western Carolina	15-6
M. 4	hW	11-7	Tennessee Temple	16-6
M. 6	hL	2-8	South Carolina (12)	16-7
M. 7	hL	8-9	South Carolina	16-8
M. 9	hW	9-1	Mercer	17-8
M. 10	hL	1-12	Georgia	17-9
M. 13	13W+	3-2	St. Louis	18-9
M. 13	13L+	2-9	Memphis State	18-10
M. 14	13L+	3-15	Louisville	18-11
M. 17	12L	6-7	Auburn	18-12

+Metro Tournament

1978 (14-15)

Home: 9-9; Away: 2-5; Neutral: 3-1

M. 20	hW	10-7	Cleveland State	1-0
M. 21	hL	3-12	Shorter	1-1
M. 22	hL	5-13	Cleveland State	1-2
M. 24	hW	19-13	Appalachian State	2-2
M. 25	hW	24-6	Hope College	3-2
M. 25	hL	4-8	Northwood Institute	3-3
M. 27	hW	13-0	Olivet	4-3
M. 29	hW	14-1	Elmhurst	5-3
M. 30	hW	17-0	Fairfield	6-3
A. 1	hL	4-5	Stetson	6-4
A. 2	hW	5-2	Hillsdale (7)	7-4

A. 3	hW	16-1	Hillsdale (7)	8-4
A. 5	1L	3-13	Atlanta Braves [exh]	8-4
A. 7	hL	9-13	Clemson	8-5
A. 9	hL	8-9	Coastal Carolina (10)	8-6
A. 13	aW	2-1	Clemson	9-6
A. 15	hL	4-5	Troy State (11)	9-7
A. 16	hL	3-18	Miami	9-8
A. 19	aL	8-17	Georgia	9-9
A. 22	hW	8-2	West Georgia	10-9
A. 24	hL	5-8	Mercer	10-10
A. 27	aL	3-6	South Carolina (7)	10-11
A. 27	aL	3-9	South Carolina (7)	10-12
M. 6	aW	5-4	Mercer (11)	11-12
M. 11	aL	3-4	Florida State (10)	11-13
M. 12	10W+	8-5	St. Louis	12-13
M. 12	10W+	6-5	Cincinnati	13-13
M. 13	aL+	4-8	Florida State	13-14
M. 16	12W	10-8	Auburn	14-14
M. 18	11L	2-3	Georgia	14-15
+Metro Tournament				

YEAR-BY-YEAR RESULTS

1981 (14-24, 1-13 ACC)

Home: 12-13; Away: 1-9; Neutral: 1-2

M. 2	hL	5-7	Mercer	0-1
M. 5	aW	35-9	Georgia State	1-1
M. 7	hL	4-5	Western Carolina	1-2
M. 8	hL	2-8	Western Carolina	1-3
M. 9	hL	1-2	Duke	1-4
M. 10	hL	2-3	Duke	1-5
M. 11	hL	9-12	Indiana Southeast	1-6
M. 12	aL	6-16	Georgia	1-7
M. 24	hW	11-2	Hope College	2-7
M. 25	hW	6-4	Hope College	3-7
M. 26	aL	2-10	N.C. State	3-8
M. 27	aL	5-10	North Carolina	3-9
M. 28	aL	6-7	Wake Forest	3-10
M. 31	hL	6-7	Elmhurst	3-11
A. 2	aL	4-6	Clemson	3-12
A. 3	hL	9-16	Kentucky	3-13
A. 4	hW	21-20	Wake Forest	4-13
A. 5	hW	12-10	Northwood Institute	5-13
A. 7	hL	5-10	Clemson	5-14
A. 10	hL	3-5	North Carolina	5-15
A. 12	hL	5-12	N.C. State	5-16
A. 16	aL	1-11	Virginia	5-17
A. 17	aL	8-10	Virginia	5-18
A. 18	aL	4-12	Maryland	5-19
A. 19	aL	1-4	Maryland	5-20
A. 22	14L+	6-7	Clemson	5-21
A. 23	14W+	6-2	Virginia	6-21
A. 24	14L+	5-9	N.C. State	6-22
A. 29	hW	6-2	Georgia College	7-22
A. 30	hL	1-15	Shorter	7-23
M. 2	hW	9-5	Jacksonville State	8-23
M. 5	hW	19-10	Tennessee Temple	9-23
M. 7	hW	3-2	Georgia	10-23
M. 8	hW	11-8	Armstrong State	11-23
M. 9	hW	17-0	West Georgia	12-23
M. 12	hL	3-4	Virginia Tech	12-24
M. 14	hW	13-0	Florida A&M	13-24
M. 15	hW	5-2	Georgia State	14-24

+ACC Tournament

Coach Jim Morris
12 seasons; 504-244-1 (.674)

1982 (29-20, 6-8 ACC)

Home: 23-13; Away: 5-5; Neutral: 1-2

M. 1	hL	8-9	South Carolina	0-1
M. 2	hW	12-11	Campbell	1-1
M. 4	hW	17-9	Huntingdon	2-1
M. 6	hW	8-5	Western Kentucky	3-1
M. 7	hL	3-6	Western Kentucky	3-2
M. 8	hW	8-4	Ohio Northern	4-2
M. 9	aW	9-7	Georgia	5-2
M. 11	hW	17-2	UNC-Wilmington	6-2
M. 12	hL	1-3	Augusta (8)	6-3
M. 12	hW	6-5	Augusta (7)	7-3
M. 13	hL	3-4	Wake Forest	7-4
M. 22	hL	3-9	Tennessee	7-5
M. 23	hW	12-0	Hope College	8-5
M. 24	hW	12-4	Hope College	9-5
M. 25	aL	7-13	N.C. State	9-6
M. 26	aL	7-8	North Carolina	9-7
M. 28	hW	15-3	Howard	10-7
M. 29	hW	16-4	Sienna Heights	11-7
M. 30	hW	3-2	Columbus	12-7
A. 1	aL	4-17	Clemson	12-8
A. 2	hL	4-10	Kentucky	12-9
A. 3	hW	7-6	N.C. State	13-9
A. 4	hL	11-13	North Carolina	13-10
A. 7	hL	2-10	Clemson	13-11
A. 10	aL	1-6	Duke (7)	13-12
A. 10	aW	5-3	Duke (7)	14-12
A. 11	aL	7-12	Wake Forest	14-13
A. 12	aW	12-9	UNC Charlotte	15-13
A. 16	hW	5-4	Virginia (7)	16-13
A. 16	hW	12-2	Virginia (7)	17-13
A. 18	hW	3-2	Maryland (7)	18-13
A. 18	hW	5-4	Maryland (7)	19-13
A. 21	14W+	5-1	N.C. State	20-13
A. 22	14L+	2-16	Clemson	20-14
A. 23	14L+	6-8	Wake Forest	20-15
A. 27	hW	9-3	Georgia College	21-15
A. 28	hL	7-9	Georgia (10)	21-16
A. 30	hW	6-5	Mercer-Atlanta	22-16
M. 1	hW	4-3	Georgia State	23-16
M. 3	hL	3-4	Florida	23-17

M. 5	aW	10-2	Mercer-Atlanta	24-17
M. 8	hW	13-2	Tennessee Temple	25-17
M. 9	hW	2-0	Georgia Southern	26-17
M. 9	hL	3-8	Georgia Southern	26-18
M. 10	hW	8-3	West Georgia	27-18
M. 12	hW	8-6	Auburn	28-18
M. 14	hL	7-10	Miami	28-19
M. 15	hL	3-13	Miami	28-20
M. 16	aW	20-4	Georgia State	29-20

+ACC Tournament

1983 (38-15, 6-8 ACC)

Home: 32-3; Away: 6-10; Neutral: 0-2

F. 21	aW	4-1	Miami	1-0
F. 22	aL	7-10	Miami	1-1
F. 23	aL	4-10	Miami	1-2
F. 25	hW	14-5	Western Carolina	2-2
F. 26	hW	16-9	Western Carolina	3-2
F. 28	hW	8-4	Ball State	4-2
M. 1	hW	14-4	Ball State (7)	5-2
M. 1	hW	12-0	Ball State (7)	6-2
M. 2	hW	10-3	Davidson	7-2
M. 4	hW	14-8	Illinois State	8-2
M. 5	hW	8-5	Ohio Northern	9-2
M. 6	hW	5-2	Illinois State (7)	10-2
M. 6	hW	9-8	Illinois State (7)	11-2
M. 9	hW	11-10	Appalachian State	12-2
M. 10	hW	15-8	Duke	13-2
M. 11	hL	4-25	Duke	13-3
M. 12	hW	11-3	South Carolina	14-3
M. 19	hW	11-4	Geo. Washington	15-3
M. 22	aW	19-8	Virginia	16-3
M. 23	aL	2-15	Virginia	16-4
M. 24	aL	2-5	Maryland	16-5
M. 25	aL	5-8	Maryland	16-6
M. 27	hW	8-5	Wake Forest	17-6
M. 28	hW	7-3	Howard	18-6
M. 29	hW	12-6	Hope College	19-6
M. 30	hW	11-4	Hope College	20-6
A. 1	aL	2-4	North Carolina	20-7
A. 2	aL	6-10	Wake Forest	20-8
A. 5	aW	10-3	Georgia State	21-8
A. 7	hW	7-6	Clemson	22-8
A. 9	hW	14-8	N.C. State (7)	23-8
A. 9	hL	5-8	N.C. State (7)	23-9
A. 10	hW	5-4	North Carolina	24-9
A. 12	hW	12-3	Tennessee Temple	25-9
A. 13	hW	6-3	Columbus	26-9
A. 14	hW	16-7	Auburn	27-9
A. 16	hW	8-6	Georgia State	28-9
A. 17	aL	6-19	Clemson	28-10
A. 20	14L+	7-10	N.C. State	28-11
A. 21	14L+	1-8	Virginia	28-12
A. 26	aW	19-6	Mercer-Atlanta	29-12
A. 27	aW	16-0	Mercer-Atlanta	30-12
A. 28	hW	10-8	Georgia College	31-12
A. 30	aL	10-11	Georgia	31-13
M. 1	hL	3-15	Georgia	31-14
M. 2	hW	7-6	Ga. Southwestern	32-14
M. 4	aL	3-4	Auburn (10)	32-15
M. 5	hW	21-3	Mercer-Atlanta	33-15
M. 6	hW	17-7	Mercer-Atlanta	34-15
M. 8	hW	16-6	Georgia State	35-15
M. 9	hW	16-6	West Georgia	36-15
M. 10	hW	18-8	Virginia Tech	37-15
M. 11	aW	14-4	Georgia State	38-15

+ACC Tournament

1984 (36-19, 5-7 ACC)

Home: 26-11; Away: 7-6; Neutral: 3-2

F. 18	aL	6-12	Florida State	0-1
F. 19	aW	15-2	Florida State	1-1
F. 20	aW	15-7	Georgia Southern	2-1
F. 21	aW	18-6	Georgia Southern	3-1
F. 24	hW	12-5	Liberty Baptist	4-1
F. 25	hL	3-4	Liberty Baptist	4-2
F. 26	hW	12-8	Georgia College	5-2
M. 1	hW	13-3	Southern Univ.	6-2
M. 2	hW	9-3	Southern Univ.	7-2
M. 3	hW	6-4	Appalachian State	8-2
M. 4	hL	5-14	Evansville	8-3
M. 8	hW	14-8	Old Dominion	9-3
M. 9	hW	7-2	Virginia	10-3
M. 10	hL	1-13	Virginia	10-4
M. 17	hW	16-2	Cincinnati	11-4
M. 18	hW	9-2	Maryland	12-4
M. 19	hL	11-16	Maryland	12-5
M. 21	hW	18-4	Ohio State (7)	13-5

M. 21	hW	14-5	Ohio State	14-5
M. 22	hW	8-7	Kent State	15-5
M. 23	hW	14-0	Hillsdale (7)	16-5
M. 23	hW	9-1	Hillsdale (7)	17-5
M. 24	hW	11-8	Elon	18-5
M. 25	aW	11-4	Wake Forest	19-5
M. 26	aW	10-3	South Carolina	20-5
M. 27	aL	1-5	Clemson	20-6
M. 29	hW	16-1	Hope College	21-6
M. 29	hW	12-1	Mercer-Atlanta	22-6
M. 31	hL	4-9	North Carolina	22-7
A. 1	hW	18-11	N.C. State	23-7
A. 5	hW	19-5	Florida A&M	24-7
A. 7	aL	2-6	North Carolina (10)	24-8
A. 8	aL	2-5	N.C. State	24-9
A. 10	aW	7-5	Georgia State	25-9
A. 11	hL	2-7	Clemson	25-10
A. 12	hW	24-5	Tennessee Temple	26-10
A. 13	hW	15-13	Shorter	27-10
A. 15	hW	6-4	Wake Forest	28-10
A. 18	15L+	0-4	Maryland	28-11
A. 19	15W+	4-3	Wake Forest (12)	29-11
A. 20	15W+	8-4	Duke (10)	30-11
A. 21	15W+	5-3	N.C. State	31-11
A. 21	15L+	4-9	North Carolina	31-12
A. 27	hW	31-6	Georgia State	32-12
A. 28	hW	23-3	Mercer-Atlanta	33-12
A. 29	hW	12-3	Georgia State	34-12
M. 1	hL	14-16	Georgia (10)	34-13
M. 2	aL	13-14	Georgia	34-14
M. 4	hW	8-5	Auburn	35-14
M. 5	hL	4-12	South Alabama	35-15
M. 6	hL	6-16	South Alabama	35-16
M. 7	aW	17-7	Georgia State	36-16
M. 8	hL	8-9	Georgia (11)	36-17
M. 9	aL	8-10	Georgia	36-18
M. 11	hL	7-9	West Georgia	36-19

+ACC Tournament

1985 (42-19-1, 6-7-1 ACC)

Home: 33-10; Away: 7-8-1; Neutral: 2-1

F. 22	aW	6-5	New Orleans	1-0
F. 23	aW	7-5	New Orleans	2-0
F. 26	hW	21-11	Ball State	3-0
F. 27	hW	12-1	East Tenn. St. (7)	4-0
F. 27	hW	3-2	East Tenn. St. (7)	5-0
M. 1	hW	20-0	Tennessee Temple	6-0
M. 2	hW	5-2	South Carolina	7-0
M. 3	hW	12-4	Evansville	8-0
M. 6	hW	15-7	Western Michigan	9-0
M. 7	hW	11-6	Central Michigan	10-0
M. 8	hW	10-5	Duke	11-0
M. 9	hL	3-5	Duke	11-1
M. 10	hW	9-7	Eastern Michigan	12-1
M. 12	aW	9-3	Georgia	13-1
M. 13	hL	4-5	Georgia	13-2
M. 16	hW	6-4	Wake Forest	14-2
M. 23	hL	0-1	Northwestern (7)	14-3
M. 23	hW	6-0	Northwestern (7)	15-3
M. 24	hL	4-5	Northwestern	15-4
M. 25	hW	17-1	Howard (7)	16-4
M. 25	hW	16-4	Howard (7)	17-4
M. 27	aT	9-9	Wake Forest	17-4-1
M. 28	aW	29-2	Maryland	18-4-1
M. 29	aL	6-8	Maryland	18-5-1
M. 30	aW	8-4	Virginia	19-5-1
M. 31	aL	4-9	Virginia	19-6-1
A. 2	hW	17-5	Mercer	20-6-1
A. 3	aL	2-4	Clemson	20-7-1
A. 4	hW	12-5	Auburn	21-7-1
A. 6	hL	3-5	North Carolina	21-8-1
A. 7	hW	4-3	N.C. State	22-8-1
A. 8	hW	17-5	West Georgia	23-8-1
A. 9	aW	13-5	Mercer	24-8-1
A. 10	hW	9-8	Clemson	25-8-1
A. 11	hW	15-4	Augusta	26-8-1
A. 13	aL	5-8	N.C. State	26-9-1
A. 14	aL	3-4	North Carolina	26-10-1
A. 15	hL	9-11	Georgia College	26-11-1
A. 17	hW+	23-11	N.C. State	27-11-1
A. 18	hW+	15-11	Wake Forest	28-11-1
A. 19	hW+	12-9	Clemson	29-11-1
A. 20	hW+	8-2	Maryland	30-11-1
A. 20	hW+	7-5	Clemson	31-11-1
A. 24	aL	5-6	Auburn	31-12-1
A. 26	hW	8-7	USC-Aiken	32-12-1
A. 27	hL	10-11	USC-Aiken	32-13-1
A. 28	hL	0-19	Florida State	32-14-1

A. 29	hL	3-13	Florida State	32-15-1
M. 1	aL	3-16	Georgia	32-16-1
M. 3	hW	9-6	South Alabama	33-16-1
M. 4	hW	9-1	South Alabama	34-16-1

YEAR-BY-YEAR RESULTS

M. 17	15W+	9-6	N.C. State	42-21
M. 23	19W*	9-8	Navy (14)	43-21
M. 24	19W*	8-7	W. Carolina (11)	44-21
M. 25	aL*	6-7	Miami (10)	44-22
M. 25	19W*	12-6	Alabama	45-22
M. 26	aL*	9-15	Miami	45-23
#Rainbow Easter Tournament (Champions)				
+ACC Tournament (Champions)				
*NCAA Atlantic Regional				

1987 (51-14, 17-4 ACC)

Home: 33-7; Away: 14-6; Neutral: 4-1

F. 13	hW	12-1	Samford	1-0
F. 14	hW	19-0	Samford	2-0
F. 17	hW	10-4	Furman	3-0
F. 22	aW	10-1	Jacksonville	4-0
F. 23	aW	10-3	Georgia Southern	5-0
F. 24	aW	2-1	Ga. Southern (10)	6-0
F. 28	aW	6-5	New Orleans (7)	7-0
F. 28	aW	17-5	New Orleans (7)	8-0
M. 1	aW	14-11	New Orleans	9-0
M. 3	hW	13-6	UNC-Wilmington	10-0
M. 5	2OL	3-9	Atlanta Braves (exh)	10-0
M. 6	hW	21-5	Evansville	11-0
M. 7	hW	10-6	Evansville	12-0
M. 9	hW	19-4	Piedmont	13-0
M. 10	hW	18-2	Piedmont	14-0
M. 11	aW	12-7	Mercer	15-0
M. 12	hW	18-2	Virginia	16-0
M. 21	hL	5-10	Jacksonville	16-1
M. 22	hL	10-12	Jacksonville	16-2
M. 23	hW	20-1	East Tennessee St.	17-2
M. 24	hW	15-0	East Tennessee St.	18-2
M. 25	hW	19-8	East Tennessee St.	19-2
M. 26	hW	11-0	Howard (5)	20-2
M. 27	aW	10-2	Maryland	21-2
M. 28	aL	2-3	Virginia	21-3
M. 29	aL	3-19	Virginia	21-4
M. 31	hL	5-7	Florida State	21-5
A. 1	hL	8-10	Florida State	21-6
A. 4	hW	3-1	North Carolina (7)	22-6
A. 4	hW	16-4	North Carolina (7)	23-6
A. 5	hW	10-8	N.C. State	24-6
A. 7	aL	4-7	Augusta	24-7
A. 8	hW	4-2	Clemson	25-7
A. 10	aW	6-3	Duke	26-7
A. 11	aL	2-7	Duke	26-8
A. 12	aW	13-9	Wake Forest	27-8
A. 14	hW	19-15	Armstrong State	28-8
A. 15	aW	7-6	Clemson	29-8
A. 17	hW	8-1	Duke	30-8
A. 18	hW	8-8	Wake Forest (11)	31-8
A. 19	hW	19-5	Wake Forest	32-8
A. 20	hW	19-5	Kennesaw	33-8
A. 21	hW	9-1	Appalachian State	34-8
A. 22	hW	12-2	Clemson	35-8
A. 24	aW	7-5	North Carolina	36-8
A. 26	aL	3-10	N.C. State (7)	36-9
A. 26	aW	6-1	N.C. State (7)	37-9
A. 28	hL	6-11	Auburn	37-10
A. 29	aL	4-9	Georgia	37-11
M. 1	hW	20-14	Maryland	38-11
M. 2	hW	7-3	Maryland	39-11
M. 3	hW	18-8	Augusta	40-11
M. 4	hW	14-7	Augusta	41-11
M. 5	hW	11-3	Georgia	42-11
M. 6	aW	9-5	Auburn	43-11
M. 7	hW	11-5	South Alabama	44-11
M. 9	hW	11-9	Georgia Southern	45-11
M. 10	hW	14-6	Georgia Southern	46-11
M. 11	hW	11-4	Mercer	47-11
M. 13	21W+	3-1	Duke	48-11
M. 14	21L+	4-5	N.C. State	48-12
M. 15	21W+	5-3	Wake Forest	49-12
M. 16	21W+	7-1	Clemson	50-12
M. 17	21W+	6-0	N.C. State	51-12
M. 21	hL*	5-8	Rider	51-13
M. 22	hL*	1-5	Georgia	51-14

+ACC Tournament (Champions)

*NCAA Northeast Regional

Tech Won ACC Regular Season

1988 (45-24, 12-8 ACC)

Home: 28-9; Away: 9-10; Neutral: 8-5

F. 13	aL	2-3	Georgia Southern	0-1
F. 14	22W	11-3	Georgia Southern	1-1
F. 20	aW	8-2	South Florida	2-1
F. 21	aW	16-8	South Florida	3-1

F. 25	23L#	4-6	Oklahoma	3-2
F. 25	aL#	8-13	Nevada-Las Vegas	3-3
F. 26	23W#	8-4	Texas Christian	4-3
F. 27	23L#	2-3	Oklahoma	4-4
F. 28	23L#	4-6	Texas Christian	4-5
M. 1	hW	16-1	Samford	5-5
M. 2	hW	13-2	Samford	6-5
M. 4	hL	7-10	Rutgers	6-6
M. 5	hW	12-4	Rutgers	7-6
M. 6	hL	7-9	Rutgers	7-7
M. 8	hL	3-14	Auburn	7-8
M. 9	hW	8-2	East Tenn. State	8-8
M. 10	hW	12-4	East Tenn. State	9-8
M. 11	hW	15-4	William & Mary	10-8
M. 12	hW	9-3	Maryland	11-8
M. 19	hW	11-10	Virginia (10)	12-8
M. 20	hL	9-12	Virginia	12-9
M. 21	hW	16-5	Ohio State	13-9
M. 22	hW	7-5	Ohio State	14-9
M. 23	hW	10-4	Ohio State	15-9
M. 25	aL	2-8	Maryland	15-10
M. 27	aW	13-2	Virginia	16-10
M. 29	hL	1-4	New Orleans	16-11
M. 30	hL	14-15	New Orleans (10)	16-12
M. 31	hW	13-6	New Orleans	17-12
A. 1	hL	2-12	N.C. State	17-13
A. 2	hW	11-5	N.C. State	18-13
A. 3	hW	6-2	North Carolina	19-13
A. 4	hW	15-7	Georgia Southern	20-13
A. 5	hW	4-2	Georgia Southern	21-13
A. 6	aL	3-7	Clemson	21-14
A. 8	aW	8-6	Wake Forest (11)	22-14
A. 9	aW	8-5	Wake Forest	23-14
A. 10	aL	15-16	Duke	23-15
A. 12	hW	3-1	West Georgia	24-15
A. 13	hL	2-4	Clemson	24-16
A. 15	hW	9-2	Wake Forest	25-16
A. 16	hW	7-2	Duke (7)	26-16
A. 16	hW	5-3	Duke (7)	27-16
A. 17	hW	12-7	Columbus	28-16
A. 19	hW	10-1	Georgia	29-16
A. 21	aL	4-7	Clemson	29-17
A. 22	hW	8-6	Armstrong State	30-17
A. 23	aL	2-15	Florida State	30-18
A. 24	aW	10-2	Florida State	31-18
A. 26	hW	15-1	Baptist	32-18
A. 27	aL	6-7	Augusta	32-19
A. 28	hW	8-1	UNC-Asheville	33-19
A. 30	hW	3-1	Augusta	34-19
M. 1	hW	13-3	Augusta	35-19
M. 3	aW	4-3	Georgia	36-19
M. 6	aW	7-4	North Carolina	37-19
M. 7	aW	10-6	North Carolina	38-19
M. 8	aL	7-11	N.C. State	38-20
M. 9	hL	7-11	Mercer (7)	38-21
M. 9	hW	2-1	Mercer (7)	39-21
M. 11	21W+	4-3	Wake Forest	40-21
M. 12	21W+	8-5	N.C. State	41-21
M. 13	21L+	3-5	North Carolina	41-22
M. 14	21W+	5-4	Virginia	42-22
M. 15	21W+	6-2	North Carolina	43-22
M. 25	19W*	9-6	Va. Commonwealth	44-22
M. 27	19W*	7-6	South Carolina	45-22
M. 28	aL*	2-4	Miami	45-23
M. 29	19L*	0-5	South Carolina	45-24

#UNLV Desert Classic

+ACC Tournament (Champions)

*NCAA Atlantic Regional

1989 (38-26, 13-6 ACC)

Home: 26-7; Away: 10-11; Neutral: 2-8

F. 6	aL	1-14	Florida State	0-1
F. 17	aW	10-9	New Orleans	1-1
F. 18	aL	2-7	New Orleans	1-2
F. 19	aW	7-6	New Orleans (12)	2-2
F. 21	hW	11-8	UNC-Asheville	3-2
F. 25	aW	5-0	Georgia Southern	4-2
F. 26	aW	13-9	Georgia Southern	5-2
F. 28	aL	7-9	Auburn	5-3
M. 2	2OL	0-3	Atlanta Braves (exh)	5-3
M. 3	hL	3-9	Rutgers	5-4
M. 4	hW	14-4	Rutgers (6)	6-4
M. 5	hW	4-3	Rutgers	7-4
M. 6	hW	7-5	Liberty	8-4
M. 7	hW	15-3	Appalachian State	9-4
M. 8	hW	16-8	Appalachian State	10-4
M. 10	hW	18-0	Virginia	11-4
M. 11	hL	2-7	South Florida	11-5

M. 11	hW	11-3	South Florida	12-5
M. 18	hW	1-0	Davidson (7)	13-5
M. 18	hW	17-0	Davidson (5)	14-5
M. 19	aL	2-13	Wichita State	14-6
M. 20	aL	2-7	Wichita State	14-7
M. 21	hW	6-5	Maryland (8)	15-7
M. 22	hW	19-7	Maryland	16-7
M. 24	aL	1-6	North Carolina	16-8
M. 25	aW	10-4	N.C. State	17-8
M. 26	aL	3-4	N.C. State	17-9
M. 27	aL	3-5	South Carolina	17-10
M. 31	26L#	1-3	Arizona	17-11
M. 31	26L#	4-14	Minnesota	17-12
A. 1	26L#	4-5	Oklahoma State	17-13
A. 2	26L#	4-12	Arizona (7)	17-14
A. 5	hW	12-10	Ga. Southern (7)	18-14
A. 5	hW	5-3	Ga. Southern (7)	19-14
A. 7	hW	4-3	Wake Forest (7)	20-14
A. 7	hW	12-3	Wake Forest (7)	21-14
A. 9	hW	5-0	Duke	22-14
A. 11	aL	5-8	Georgia	22-15
A. 12	hL	5-7	Clemson	22-16
A. 14	aW	14-3	Maryland	23-16
A. 16	aW	3-2	Virginia (7)	24-16
A. 16	aW	6-2	Virginia (7)	25-16
A. 18	hW	14-6	Auburn	26-16
A. 19	aL	5-16	Clemson	26-17
A. 20	hW	13-1	U.S.S.R. (exh/7)	26-17
A. 21	hL	9-12	North Carolina	26-18
A. 22	hW	2-1	North Carolina	27-18
A. 23	hW	15-4	Augusta	28-18
A. 25	hW	18-0	Augusta	29-18
A. 26	hW	11-4	Clemson	30-18
A. 29	aW	6-1	Duke (7)	31-18
A. 30	aW	12-5	Davidson	32-18
M. 2	hW	6-2	Georgia	33-18
M. 3	hL	6-7	Tenn. Tech (11)	33-19
M. 4	hW	9-2	Morehead State	34-19
M. 5	hL	8-10	N.C. State	34-20
M. 6	hW	6-3	Mercer	35-20
M. 7	hL	2-12	Kennesaw State	35-21
M. 8	hW	8-7	South Carolina	36-21
M. 10	aL	8-14	Mercer	36-22
M. 13	21W+	3-0	Virginia	37-22
M. 14	21L+	3-9	Clemson	37-23
M. 15	21L+	3-5	Wake Forest	37-24
M. 25	27L*	4-6	Central Florida	37-25
M. 26	27W*	9-7	Miami	38-25
M. 27	27L*	16-18	Villanova (10)	38-26

#Pillsbury Classic

+ACC Tournament

*NCAA East Regional

1990 (46-25, 9-9 ACC)

Home: 38-5; Away: 3-13; Neutral: 5-7

F. 10	hW	8-6	Coastal Carolina (7)	1-0
F. 10	hW	10-2	Coastal Carolina (7)	2-0
F. 11	hW	12-5	Coastal Carolina	3-0
F. 13	aL	3-7	Mercer	3-1
F. 17	aW	8-3	Georgia Southern	4-1
F. 23	hW	6-2	Eastern Kentucky	5-1
F. 24	hW	3-2	Eastern Kentucky (7)	6-1
F. 24	hW	7-1	Eastern Kentucky (7)	7-1
F. 25	hW	10-0	Eastern Kentucky	8-1
F. 28	hW	9-0	UNC Asheville	9-1
M. 3	hW	3-1	Rutgers (7)	10-1
M. 3	hW	2-1	Rutgers (7)	11-1
M. 4	hW	12-2	Rutgers	12-1
M. 5	hW	8-6	Campbell	13-1
M. 6	hW	6-5	Appalachian State	14-1
M. 7	hW	9-1	Appalachian State	15-1
M. 9	hW	17-6	Virginia	16-1
M. 10	hW	9-4	Virginia	17-1
M. 11	hW	13-6	Virginia	18-1
M. 12	hW	9-1	East Tenn. State	19-1
M. 13	hW	12-1	East Tenn. State	20-1
M. 15	hW	12-2	New Orleans	21-1
M. 17	hW	7-6	New Orleans (7)	22-1
M. 17	hW	10-3	New Orleans (7)	23-1
M. 24	aL#	5-6	Hawaii	23-2
M. 25	18L#	1-6	Wright State (8)	23-3
M. 25	18W#	8-2	Oklahoma State (8)	24-3
M. 26	18L#	1-4	Iona (8)	24-4
M. 27	18L#	4-5	Creighton (8)	24-5
M. 28	18W#	15-1	Iona (8)	25-5
M. 29	aW#	9-2	Hawaii	26-5
M. 30	18W#	4-3	Wright State (10)	27-5
M. 30	18L#	4-7	Oklahoma State (6)	27-6

YEAR-BY-YEAR RESULTS

A. 21 aL	0-4	North Carolina	30-15
A. 23 hL	4-7	South Carolina	30-16
A. 26 aL	8-8	Clemson (10)	30-17
A. 27 hL	0-9	Clemson	30-18
A. 28 aW	11-6	Clemson	31-18
A. 30 aL	2-3	Georgia	31-19
M. 1 hW	16-1	Georgia	32-19
M. 2 hW	15-6	Wake Forest	33-19
M. 3 hW	18-12	Wake Forest	34-19
M. 5 hW	6-1	Augusta (8)	35-19
M. 7 hL	2-6	Georgia Southern	35-20
M. 8 hW	7-1	Georgia Southern	36-20
M. 11 21W+	9-7	Duke	37-20
M. 13 21W+	9-3	Virginia	38-20
M. 13 21L+	5-6	Clemson	38-21
M. 14 21W+	4-3	N.C. State	39-21
M. 14 21L+	8-24	Clemson	39-22
M. 17 hW	9-5	Miami [TV]	40-22
M. 18 hL	7-10	Miami [TV]	40-23
M. 19 hL	1-7	Miami [TV]	40-24
M. 23 17L*	4-5	St. John's	40-25
M. 24 17W*	11-7	Coastal Carolina	41-25
M. 25 17W*	5-4	St. John's	42-25
M. 25 17L*	4-8	Alabama	42-26

+ACC Tournament
*NCAA Atlantic Regional

1992 (45-19, 14-9 ACC)

Home: 32-2; Away: 7-12; Neutral: 6-5

F. 7 hW	9-2	Coll. of Charleston	1-0
F. 8 hW	14-8	Coll. of Charleston	2-0
F. 9 hW	7-5	Coll. of Charleston	3-0
F. 16 aW	4-2	Georgia Southern (7)	4-0
F. 16 aW	6-0	Georgia Southern (7)	5-0
F. 18 hW	2-1	UNC-Asheville	6-0
F. 21 29L#	2-3	Louisiana State	6-1
F. 22 29W#	5-4	New Orleans	7-1
F. 23 29W#	10-2	Tulane	8-1
F. 25 hW	9-4	Appalachian State	9-1
F. 26 hW	8-3	Appalachian State	10-1
F. 28 hW	11-1	Rutgers	11-1
F. 29 hW	15-3	Rutgers	12-1
M. 1 hW	8-1	Rutgers	13-1
M. 3 hW	11-6	Georgia Southern	14-1
M. 4 hW	9-8	Georgia Southern	15-1
M. 6 hW	7-5	New Orleans	16-1
M. 7 hW	12-8	New Orleans	17-1
M. 8 hW	4-0	New Orleans	18-1
M. 10 hW	11-10	Western Carolina	19-1
M. 13 hW	4-3	Virginia (7)	20-1
M. 13 hW	10-4	Virginia (7)	21-1
M. 14 hW	5-4	Virginia (10)	22-1
M. 22 hW	6-5	Winthrop	23-1
M. 24 aW	13-6	Maryland	24-1
M. 25 aL	5-6	Maryland	24-2
M. 28 aL	6-10	N.C. State	24-3
M. 29 aL	3-9	N.C. State	24-4
M. 30 aL	1-4	N.C. State	24-5
M. 31 hW	4-3	Davidson	25-5
A. 3 aL	6-9	Florida State [TV]	25-6
A. 4 aL	2-3	Florida State	25-7
A. 5 aW	10-3	Florida State [TV]	26-7
A. 8 hW	15-1	Georgia	27-7
A. 10 hL	5-11	Duke	27-8
A. 11 hW	14-2	Duke	28-8
A. 12 hW	6-4	Duke	29-8
A. 15 aL	2-4	Mercer	29-9
A. 16 hW	13-1	Georgia State	30-9
A. 17 hW	8-1	North Carolina [TV]	31-9
A. 18 hW	15-4	North Carolina	32-9
A. 19 hW	6-3	North Carolina [TV]	33-9
A. 22 hW	11-5	Mercer	34-9
A. 24 hW	6-2	Clemson [TV]	35-9
A. 25 hW	7-6	Clemson (10)	36-9
A. 26 hL	4-5	Clemson [TV]	36-10
A. 28 aW	5-4	Georgia	37-10
A. 29 hW	8-3	Samford	38-10
M. 1 aL	6-7	Wake Forest	38-11
M. 2 aW	13-5	Wake Forest	39-11
M. 3 aW	9-8	Wake Forest (10)	40-11
M. 5 aL	2-7	Georgia	40-12
M. 6 hW	11-3	Georgia	41-12
M. 9 21W+	5-4	North Carolina	42-12
M. 10 21L+	4-7	N.C. State	42-13
M. 11 21W+	7-3	Duke	43-13
M. 12 21L+	4-5	Clemson	43-14
M. 15 aL	5-6	Miami (13)	43-15
M. 16 aL	2-6	Miami [TV]	43-16

M. 17 aL	3-4	Miami [TV]	43-17
M. 21 27W*	5-4	George Mason	44-17
M. 22 27W*	3-2	Texas A&M (10)	45-17
M. 23 27L*	5-7	Texas A&M	45-18
M. 24 27L*	2-3	California	45-19

#Busch Challenge
+ACC Tournament
*NCAA East Regional

1993 (47-14, 16-6 ACC)

Home: 25-8; Away: 14-4; Neutral: 8-2

F. 5 30W!	5-4	Auburn	1-0
F. 6 30W!	13-2	Central Florida	2-0
F. 6 30W!	5-4	Pepperdine	3-0
F. 7 30W!	3-2	Pepperdine	4-0
F. 12 hW	12-1	Coastal Carolina	5-0
F. 13 hW	8-4	Coastal Carolina	6-0
F. 14 hW	4-1	Coastal Carolina	7-0
F. 20 aW	6-2	Georgia Southern	8-0
F. 21 aL	3-7	Georgia Southern	8-1
F. 26 hW	10-2	Coll. of Charleston	9-1
F. 27 hW	11-2	Coll. of Charleston	10-1
F. 28 hW	19-1	Coll. of Charleston	11-1
M. 4 20L	2-14	Atlanta Braves [exh]	11-1
M. 5 26W#	7-6	Cal State-Fullerton (11)	12-1
M. 6 26W#	3-2	Arkansas	13-1
M. 7 26W#	11-3	Minnesota	14-1
M. 9 aW	8-4	Mercer	15-1
M. 12 hL	8-10	Maryland (7)	15-2
M. 22 hW	4-1	Western Carolina	16-2
M. 23 hL	3-4	Western Carolina	16-3
M. 24 hW	8-5	Mercer	17-3
M. 26 aW	6-3	Virginia (10)	18-3
M. 28 aL	2-3	Virginia (7)	18-4
M. 28 aW	7-5	Virginia (7)	19-4
M. 30 hW	10-2	Appalachian State	20-4
M. 31 hW	7-2	Appalachian State	21-4
A. 2 hW	10-3	Florida State [TV]	22-4
A. 3 hL	3-17	Florida State [TV]	22-5
A. 4 hL	1-5	Florida State [TV]	22-6
A. 6 hW	6-4	Davidson	23-6
A. 7 hW	3-1	Georgia [TV]	24-6
A. 9 aW	20-2	Duke	25-6
A. 10 aW	6-2	Duke	26-6
A. 11 aW	7-6	Duke	27-6
A. 13 aW	4-1	Georgia	28-6
A. 14 hW	7-6	Mercer	29-6
A. 16 aW	4-3	North Carolina	30-6
A. 17 aL	1-7	North Carolina	30-7
A. 18 aW	6-2	North Carolina	31-7
A. 20 hW	15-4	Georgia State	32-7
A. 21 aL	4-5	Georgia State (10)	32-8
A. 23 aW	11-0	Clemson	33-8
A. 24 aW	10-5	Clemson	34-8
A. 25 aW	6-0	Clemson	35-8
A. 27 hW	10-4	Georgia State	36-8
A. 29 hW	13-8	Wake Forest	37-8
A. 30 hW	8-4	Wake Forest	38-8
M. 1 hW	10-8	Wake Forest [TV]	39-8
M. 4 hL	1-4	Georgia [TV]	39-9
M. 5 aW	12-1	Georgia	40-9
M. 7 hW	19-5	N.C. State	41-9
M. 8 hW	10-6	N.C. State	42-9
M. 9 hL	11-13	N.C. State [TV]	42-10
M. 11 hW	9-2	Georgia Southern	43-10
M. 12 hW	10-5	Georgia Southern	44-10
M. 15 21W+	6-0	Maryland	45-10
M. 17 21L+	8-9	Clemson	45-11
M. 18 21L+	2-5	Florida State	45-12
M. 27 hW*	4-1	Liberty	46-12
M. 28 hL*	4-7	Ohio State	46-13
M. 29 hW*	12-0	South Carolina	47-13
M. 29 hL*	4-5	Wichita State (10)	47-14

!Olive Garden Classic (Champions)
#Oscar Mayer Classic (Champions)
+ACC Tournament
*NCAA Atlantic Regional
Tech Won ACC Regular Season

Cochran Danny Hall

21 seasons; 891-429-1 (.675)

1994 (50-17, 16-8 ACC)

Home: 29-5; Away: 12-7; Neutral: 9-5

F. 11 hW	3-1	Minnesota	1-0
F. 12 hW	10-5	Minnesota	2-0
F. 13 hW	8-2	Minnesota	3-0

F. 19 aW	6-3	Georgia Southern	4-0
F. 20 aW	15-2	Georgia Southern	5-0
F. 25 31L#	6-8	Oklahoma	5-1
F. 26 31W#	5-4	San Diego (11)	6-1
F. 27 aL#	0-2	Cal State Fullerton	6-2
M. 5 hL	1-2	Rutgers (8)	6-3
M. 5 hW	17-7	Rutgers (7)	7-3
M. 6 hW	13-2	Rutgers	8-3
M. 8 hW	22-4	Appalachian State	9-3
M. 9 hW	22-4	Appalachian State	10-3
M. 11 hW	4-1	Virginia	11-3
M. 12 hW	6-2	Virginia	12-3
M. 13 hW	7-6	Virginia	13-3
M. 19 hW	26-1	Siena	14-3
M. 20 hW	11-1	Siena	15-3
M. 22 aW	12-4	Maryland	16-3
M. 23 aL	5-6	Maryland	16-4
M. 24 aW	12-4	Maryland	17-4
M. 25 hW	6-4	Ohio	18-4
M. 26 hW	12-5	Ohio	19-4
M. 29 hW	12-2	Winthrop	20-4
M. 30 hW	17-8	Winthrop	21-4
A. 1 hW	7-4	North Carolina	22-4
A. 2 hW	7-6	North Carolina (10) [TV]	23-4
A. 3 hL	8-11	North Carolina	23-5
A. 5 hW	4-3	Georgia State	24-5
A. 8 hW	7-5	Duke	25-5
A. 9 hW	9-2	Duke	26-5
A. 10 hW	17-10	Duke	27-5
A. 12 hW	28-3	Georgia State	28-5
A. 13 hL	4-6	Davidson	28-6
A. 15 aL	7-8	N.C. State (10)	28-7
A. 16 aW	11-7	N.C. State	29-7
A. 17 aW	4-4	N.C. State	30-7
A. 20 aW	8-0	Georgia	31-7
A. 22 aL	1-2	Wake Forest	31-8
A. 23 aW	7-5	Wake Forest	32-8
A. 24 aL	2-14	Wake Forest	32-9
A. 26 hW	13-2	Georgia [TV]	33-9
A. 29 aL	4-6	Florida State	33-10
A. 30 aW	6-2	Florida State	34-10
M. 1 aW	7-5	Florida State [TV]	35-10
M. 4 aL	5-6	Mercer (10)	35-11
M. 6 hW	9-6	Georgia Southern [TV]	36-11
M. 7 hW	8-6	Georgia Southern	37-11
M. 8 hW	15-6	Georgia Southern	38-11
M. 10 hW	14-1	Georgia [TV]	39-11
M. 11 aW	23-9	Georgia State	40-11
M. 13 hL	8-9	Clemson (10) [TV]	40-12
M. 14 hW	20-4	Clemson	41-12
M. 15 hL	4-7	Clemson [TV]	41-13
M. 18 21W+	7-4	North Carolina	42-13
M. 19 21W+	6-0	Wake Forest	43-13
M. 20 21L+	6-9	Clemson	43-14
M. 21 21L+	3-11	N.C. State	43-15
M. 27 32W*	7-0	Connecticut	44-15
M. 28 aW*	13-1	Wichita State	45-15
M. 29 32W*	6-2	Washington	46-15
M. 30 32L*	9-12	Washington (14)	46-16
M. 30 32W*	18-7	Washington	47-16
J. 3 33WS	2-0	Cal St. Fullerton [TV]	48-16
J. 5 33WS	12-4	Florida St. (10) [TV]	49-16
J. 8 33WS	3-2	Cal St. Fullerton (12) [TV]	50-16
J. 11 33LS	5-13	Oklahoma [TV]	50-17

#Anaheim Hilton Classic

+ACC Tournament

*NCAA Midwest II Regional (Champions)

\$College World Series

1995 (38-22, 16-8 ACC)

Home: 26-6; Away: 7-12; Neutral: 5-4

F. 10 hW	14-1	Charleston So. (7)	1-0
F. 11 hW	8-4	Charleston So. (7)	2-0
F. 11 hW	6-1	Charleston So. (7)	3-0
F. 19 aL	3-7	Georgia Southern	3-1
F. 19 aL	3-10	Georgia Southern	3-2
F. 23 23W#	10-2	Utah	4-2
F. 24 23W#	19-8	Washington	5-2
F. 24 aW#	14-11	Nevada-Las Vegas	6-2
F. 25 23L#	10-15	Washington	6-3
F. 26 23W#	20-5	Utah	7-3
M. 2 20L	1-5	Atlanta Braves [exh]	7-3
M. 3 hW	1-11	West Virginia (6)	8-3
M. 4 hW	8-2	West Virginia	9-3
M. 7 hW	6-0	W. Carolina [TV]	10-3
M. 9 hL	7-13	W. Carolina	10-4
M. 10 hW	15-8	Michigan	11-4
M. 11 hL	6-8	Michigan	11-5

M. 12 hL	5-27	Michigan	11-6
M. 18 aW	7-5	Georgia	12-6
M. 19 aL	7-12	Georgia	12-7
M. 20 hW	25-17	Maryland	13-7
M. 21 hW	18-6	Maryland	14-7
M. 22 hW	10-7	Maryland	15-7
M. 24 aL	9-11	North Carolina	15-8
M. 25 aL	5-7	North Carolina	15-9
M. 26 aW	7-5	North Carolina	16-9
M. 28 hW	18-7	Georgia State	17-9
M. 31 hW	12-0	Coastal Carolina	18-9
A. 1 hW	10-5	Coastal Carolina	19-9
A. 2 hW	7-6	Coastal Carolina	20-9
A. 4 hW	7-6	Davidson	21-9
A. 7 aW	9-3	Duke	22-9
A. 8 aW	10-2	Duke	23-9
A. 9 34W	10-5	Duke	24-9
A. 12 hW	9-2	Mercer	25-9
A. 14 hW	12-10	Wake Forest	26-9
A. 15 hW	13-11	Wake Forest	27-9
A. 16 hW	9-2	Wake Forest [TV]	28-9
A. 18 hL	3-10	Georgia [TV]	28-10
A. 21 aL	1-2	Virginia	28-11
A. 22 aW	18-13	Virginia	29-11
A. 23 aL	1-4	Virginia	29-12
A. 25 aW	11-2	Georgia State	30-12
A. 26 hW	20-7	Georgia	31-12
A. 28 aL	5-8	Clemson	31-13
A. 29 aL	1-6	Clemson	31-14
A. 30 aL	5-6	Clemson [TV]	31-15
M. 2 aL	5-17	Mercer	31-16
M. 5 hW	5-4	Florida State	32-16
M. 6 hW	11-9	Florida State	33-16
M. 7 hL	9-14	Florida State [TV]	33-17
M. 9 hW	7-5	Ga. Southern [TV]	34-17

YEAR-BY-YEAR RESULTS

A. 16	hW	18-7	UNC Asheville (7)	27-12
A. 19	hL	6-12	North Carolina [TV]	27-13
A. 20	hL	7-8	North Carolina	27-14
A. 21	hL	11-12	North Carolina	27-15
A. 23	hW	4-3	Georgia [TV]	28-15
A. 26	aL	4-16	Florida State [TV]	28-16
A. 27	aL	3-6	Florida State	28-17
A. 28	aW	4-1	Florida State	29-17
A. 30	aW	10-3	Georgia	30-17
M. 3	aW	13-2	Maryland	31-17
M. 4	aW	7-1	Maryland	32-17
M. 5	aW	8-6	Maryland (10)	33-17
M. 7	hL	5-6	Georgia Southern	33-18
M. 8	hW	7-4	Georgia Southern	34-18
M. 10	hL	8-9	Clemson (10) [TV]	34-19
M. 11	hW	4-0	Clemson	35-19
M. 12	hL	2-9	Clemson [TV]	35-20
M. 16	34W+	13-9	North Carolina	36-20
M. 16	14L+	1-6	Clemson	36-21
M. 17	34W+	6-1	N.C. State	37-21
M. 18	34L+	4-8	Virginia	37-22
M. 23	28L*	3-13	New Orleans	37-23
M. 24	28W*	14-3	Austin Peay	38-23
M. 25	28W*	7-4	Tulane	39-23
M. 25	28W*	12-7	New Orleans	40-23
M. 26	aL*	13-29	Louisiana State	40-24

#Olive Garden Classic
+ACC Tournament
*NCAA South II Regional

1997 (46-15, 19-4 ACC)

Home: 29-5; Away: 14-7; Neutral: 3-3

F. 8	aW	10-0	Georgia Southern	1-0
F. 9	aW	8-5	Georgia Southern	2-0
F. 15	hW	5-0	Western Kentucky	3-0
F. 15	hW	14-2	Western Kentucky (7)	4-0
F. 16	hW	22-10	Western Kentucky	5-0
F. 18	aW	12-8	Mercer	6-0
F. 22	hW	9-1	Evansville	7-0
F. 23	hW	21-10	Evansville	8-0
F. 26	hW	15-12	Jacksonville State	9-0
F. 27	20L	2-7	Atlanta Braves (exh)	9-0
M. 1	aL	9-0	Georgia	10-0
M. 2	hL	1-4	Georgia	10-1
M. 4	hW	9-5	Stetson (10)	11-1
M. 5	hW	7-6	Mercer	12-1
M. 8	aW	11-8	North Carolina	13-1
M. 9	aW	10-7	North Carolina	14-1
M. 10	aW	9-8	North Carolina	15-1
M. 11	hL	7-13	W. Carolina [TV]	15-2
M. 12	hW	14-0	W. Carolina	16-2
M. 14	hW	7-3	Virginia Tech	17-2
M. 15	hW	9-8	Virginia Tech	18-2
M. 16	hW	20-13	Virginia Tech	19-2
M. 21	hW	14-3	Wake Forest	20-2
M. 22	hW	10-7	Wake Forest	21-2
M. 23	hW	8-7	Wake Forest	22-2
M. 25	hW	12-11	Charleston So. (11)	23-2
M. 26	hW	16-6	Charleston So.	24-2
M. 28	hW	7-0	Maryland	25-2
M. 29	hW	13-11	Maryland	26-2
M. 30	hW	11-1	Maryland	27-2
A. 1	aW	5-4	Georgia State	28-2
A. 4	aL	1-10	Miami [TV]	28-3
A. 5	aL	4-9	Miami [TV]	28-4
A. 6	aL	0-12	Miami	28-5
A. 8	hW	7-5	Winthrop	29-5
A. 9	hW	15-2	Winthrop	30-5
A. 11	aW	8-2	Virginia	31-5
A. 13	aW	4-2	Virginia (7)	32-5
A. 13	aL	8-10	Virginia (7)	32-6
A. 15	hW	6-3	Georgia [TV]	33-6
A. 18	hL	9-10	Florida St. (12) [TV]	33-7
A. 19	hL	6-11	Florida State	33-8
A. 20	hW	12-11	Florida St. (10) [TV]	34-8
A. 23	hW	16-5	Georgia State	35-8
A. 25	aL	4-7	Clemson	35-9
A. 26	aW	19-4	Clemson	36-9
A. 29	aL	4-5	Georgia	36-10
M. 1	aW	13-7	Duke	37-10
M. 2	aW	11-4	Duke	38-10
M. 3	aW	8-3	Duke	39-10
M. 6	hW	10-0	Ga. Southern [TV]	40-10
M. 7	hL	5-16	Ga. Southern	40-11
M. 9	hW	14-13	N.C. State [TV]	41-11
M. 10	hW	19-5	N.C. State	42-11
M. 11	hW	7-6	N.C. State [TV]	43-11
M. 14	37W+	7-6	North Carolina	44-11

M. 15	37L+	4-7	Clemson	44-12
M. 16	37L+	3-5	Duke	44-13
M. 22	38W*	5-0	Tennessee Tech	45-13
M. 23	38W*	8-0	SW Louisiana [La.-Laf.]	46-13
M. 24	38L*	4-8	Washington	46-14
M. 25	aL*	2-10	Mississippi State	46-15

+ACC Tournament
*NCAA Mid-east Regional
Tech Won ACC Regular Season

1998 (41-22, 14-9 ACC)

Home: 27-10; Away: 10-8; Neutral: 4-4

F. 6	hW	16-7	UCLA	1-0
F. 7	hL	9-10	UCLA	1-1
F. 8	hL	11-13	UCLA	1-2
F. 11	hL	4-10	Charleston Southern	1-3
F. 14	aW	4-2	Georgia Southern	2-3
F. 15	aW	8-6	Georgia Southern	3-3
F. 20	hW	17-1	Cincinnati	4-3
F. 21	hW	19-2	Cincinnati	5-3
F. 22	hW	9-6	Cincinnati	6-3
F. 24	hL	9-13	Mercer	6-4
F. 27	hW	8-2	Xavier	7-4
F. 28	hW	6-5	Xavier (10)	8-4
M. 1	hW	6-2	Xavier	9-4
M. 3	hW	12-4	UNC Charlotte	10-4
M. 4	hL	0-8	Stetson	10-5
M. 6	hW	5-3	Virginia	11-5
M. 7	hW	27-4	Virginia	12-5
M. 11	hW	14-4	Jacksonville State	13-5
M. 13	hL	10-11	North Carolina	13-6
M. 14	hW	11-4	North Carolina	14-6
M. 15	hL	1-9	North Carolina	14-7
M. 22	aW	5-1	Wake Forest [TV]	15-7
M. 23	aW	9-5	Wake Forest	16-7
M. 23	aL	0-7	Wake Forest	16-8
M. 24	hW	19-6	Georgia Southern	17-8
M. 25	hL	7-11	Georgia Southern	17-9
M. 27	hW	9-8	Duke	18-9
M. 28	hW	6-5	Duke	19-9
M. 29	hW	12-4	Duke [TV]	20-9
M. 31	hW	17-12	Winthrop	21-9
A. 1	hW	9-5	Georgia State	22-9
A. 3	aL	4-6	N.C. State	22-10
A. 4	aW	17-13	N.C. State	23-10
A. 5	aL	5-8	N.C. State [TV]	23-11
A. 7	hW	8-2	Georgia [TV]	24-11
A. 8	aW	3-2	Georgia	25-11
A. 10	hW	13-2	S.E. Missouri St.	26-11
A. 11	hW	14-4	S.E. Missouri St.	27-11
A. 11	hW	6-5	S.E. Missouri St.	28-11
A. 14	aL	5-13	Georgia	28-12
A. 17	aL	2-3	Florida State	28-13
A. 18	aL	3-8	Florida State [TV]	28-14
A. 19	aL	5-10	Florida State [TV]	28-15
A. 22	aW	10-6	Mercer	29-15
A. 24	hW	22-7	Miami	30-15
A. 25	hL	5-8	Miami	30-16
A. 26	hL	8-9	Miami	30-17
A. 28	hW	21-4	Georgia	31-17
A. 29	aW	6-4	Georgia State	32-17
M. 3	hW	7-6	Clemson	33-17
M. 4	hW	9-7	Clemson [TV]	34-17
M. 5	hW	14-5	Clemson [TV]	35-17
M. 9	aW	3-2	Maryland	36-17
M. 9	aL	1-4	Maryland (7)	36-18
M. 10	aW	12-3	Maryland	37-18
M. 13	34L+	0-4	Duke	37-19
M. 14	34W+	10-6	Clemson	38-19
M. 15	34L+	1-2	Wake Forest	38-20
M. 21	32L*	4-13	Oklahoma State	38-21
M. 22	32W*	14-5	S.E. Missouri St.	39-21
M. 23	32W*	2-0	Arkansas	40-21
M. 24	32W*	6-5	Oklahoma State	41-21
M. 25	32L*	1-3	Arizona State	41-22

+ACC Tournament
*NCAA Midwest Regional

1999 (38-20, 12-12 ACC)

Home: 25-6; Away: 11-10; Neutral: 2-4

J. 29	39L	12-17	Auburn# [TV]	0-1
J. 30	39L	0-12	Oklahoma#	0-2
J. 31	39W	14-1	Jacksonville#	1-2
F. 5	aW	13-8	UCLA	2-2
F. 6	aL	3-12	UCLA	2-3
F. 7	aL	1-6	UCLA	2-4
F. 13	aW	6-4	Georgia Southern	3-4
F. 14	aW	11-4	Georgia Southern	4-4

F. 20	hW	8-2	West Virginia	5-4
F. 21	hW	7-6	West Virginia	6-4
F. 27	aW	14-8	Georgia State	7-4
F. 28	hW	9-3	Georgia State	8-4
M. 2	hW	22-4	Charleston So.	9-4
M. 3	hW	20-13	Charleston So.	10-4
M. 4	39L	5-15	Atlanta Braves (exh)	10-4
M. 5	hW	12-3	Rutgers	11-4
M. 6	hW	19-5	Rutgers	12-4
M. 7	hW	6-2	Rutgers	13-4
M. 10	hW	3-0	Georgia	14-4
M. 12	hW	9-4	N.C. State	15-4
M. 13	hW	7-6	N.C. State	16-4
M. 14	hL	7-12	N.C. State	16-5
M. 19	hW	5-2	Kent	17-5
M. 20	hL	6-11	Kent	17-6
M. 21	hW	13-12	Kent	18-6
M. 23	hW	20-2	Western Carolina	19-6
M. 24	hW	14-6	Howard	20-6
M. 26	hW	11-3	Maryland	21-6
M. 27	hW	5-1	Maryland	22-6
M. 28	hW	13-0	Maryland	23-6
A. 2	aL	6-7	Virginia (14)	23-7
A. 3	aW	7-6	Virginia	24-7
A. 4	aL	5-6	Virginia	24-8
A. 6	hW	2-1	Winthrop	25-8
A. 9	aL	6-7	Duke	25-9
A. 10	aW	10-7	Duke	26-9
A. 11	aW	6-2	Duke	27-9
A. 13	aL	1-5	Georgia	27-10
A. 16	hL	1-22	Wake Forest [TV]	27-11
A. 17	hL	3-12	Wake Forest	27-12
A. 18	hW	8-6	Wake Forest [TV]	28-12
A. 20	hW	7-2	Mercer	29-12
A. 23	aL	4-24	Clemson	29-13
A. 24	aL	8-13	Clemson	29-14
A. 25	aL	5-6	Clemson	29-15
A. 27	hW	8-1	Georgia [TV]	30-15
A. 30	hW	3-2	Florida State	31-15
M. 1	hL	4-18	Florida State	31-16
M. 2	hL	2-4	Florida State [TV]	31-17
M. 8	hW	9-8	Ga. Southern [TV]	32-17
M. 9	hW	3-1	Ga. Southern	33-17
M. 11	aW	15-12	Mercer	34-17
M. 12	aW	11-10	Georgia	35-17
M. 15	aL	0-5	North Carolina (7)	35-18
M. 15	aW	3-2	North Carolina (7)	36-18
M. 16	aW	3-2	North Carolina	37-18
M. 19	34W+	15-4	North Carolina	38-18
M. 20	34L+	3-7	Florida State	38-19
M. 21	34L+	6-9	N.C. State	38-20

#ACC Disney Baseball Blast
+ACC Tournament

2000 (50-16, 18-6 ACC)

Home: 31-8; Away: 14-7; Neutral: 5-1

F. 12	aW	15-3	Georgia Southern	1-0
F. 13	aW	7-6	Georgia Southern	2-0
F. 15	aL	3-4	Georgia State	2-1
F. 16	hW	14-4	Georgia State	3-1
F. 19	hW	9-1	Oakland	4-1
F. 20	hW	9-5	Oakland	5-1
F. 21	hW	22-3	Oakland	6-1
F. 22	hW	10-2	Jacksonville State	7-1
F. 26	hL	6-10	UNC Greensboro	7-2
F. 27	hW	8-7	UNC Greensboro	8-2
F. 29	aL	1-10	Georgia [TV]	8-3
M. 1	hL	5-13	Georgia [TV]	8-4
M. 3	31L#	2-9	Southern California	8-5
M. 10	hW	12-0	Connecticut	9-5
M. 11	hL	5-11	Connecticut	9-6
M. 12	hW	17-7	Connecticut	10-6
M. 14	aW	8-5	Georgia (11) [TV]	11-6
M. 15	hW	6-1	Liberty	12-6
M. 17	hW	5-4	North Carolina	13-6
M. 18	hW	16-3	North Carolina	14-6
M. 19	hW	8-7	North Carolina [TV]	15-6
M. 21	hW	3-2	Eastern Kentucky	16-6
M. 22	hW	15-4	Eastern Kentucky	17-6
M. 24	hW	14-1	Duke	18-6
M. 25	hL	3-4	Duke [TV]	18-7
M. 26	hL	3-4	Duke	18-8
M. 28	hW	6-3	Charleston So.	19-8
M. 29	hW	12-5	Charleston So.	20-8
M. 31	aW	13-1	NC State	21-8
A. 1	aW	11-6	NC State	22-8
A. 2	aW	4-3	NC State	23-8
A. 7	aW	7-3	Maryland	24-8

A. 8	aW	8-5	Maryland	25-8
A. 9	aW	10-3	Maryland	26-8
A. 11	aW	19-6	Mercer (7)	27-8
A. 12	hW	13-3	The Citadel	28-8
A. 14	hW	8-4	Virginia	29-8
A. 15	hW	5-1	Virginia	30-8
A. 16	hW	12-6	Virginia	31

YEAR-BY-YEAR RESULTS

A. 28	hL	2-6	Florida State [TV]	32-14
A. 29	hW	12-2	Florida State	33-14
M. 4	hW	9-4	Charleston So.	34-14
M. 5	hW	9-3	Charleston So.	35-14
M. 6	hW	10-5	Charleston So.	36-14
M. 7	hW	9-4	East Tenn. State	37-14
M. 8	aW	15-2	Mercer (7)	38-14
M. 11	aL	5-10	North Carolina	38-15
M. 12	aW	19-5	North Carolina	39-15
M. 13	aL	10-11	North Carolina	39-16
M. 16	40W+	16-2	Duke	40-16
M. 17	40W+	6-5	Florida State (10)	41-16
M. 18	40L+	3-4	Wake Forest	41-17
M. 19	40L+	4-6	NC State	41-18
M. 25	42L*	3-5	Coastal Carolina	41-19
M. 26	aL*	5-13	Georgia	41-20
#Crown Plaza/Rice Invit., Houston, Tex.				
+ACC Tournament				
*NCAA Athens Regional				

2002 (52-16, 14-9 ACC)

Home: 36-4; Away: 11-7; Neutral: 5-5

F. 9	aW	10-2	Georgia Southern	1-0
F. 10	aW	7-4	Georgia Southern	2-0
F. 15	hW	12-3	Tennessee Tech	3-0
F. 16	hW	21-0	Tennessee Tech	4-0
F. 17	hW	17-3	Tennessee Tech	5-0
F. 19	hW	12-1	Wofford	6-0
F. 22	43W#	2-1	Coastal Carolina	7-0
F. 23	43L#	3-8	South Carolina [TV]	7-1
F. 24	43W#	8-2	Va. Commonwealth	8-1
M. 3	hW	12-5	Georgia State	9-1
M. 5	hW	6-5	East Tenn. State (10)	10-1
M. 8	hW	6-4	Winthrop	11-1
M. 9	hW	7-5	Winthrop	12-1
M. 10	hW	8-1	Winthrop	13-1
M. 13	aW	11-7	Georgia State	14-1
M. 15	aL	9-10	Wake Forest	14-2
M. 16	aL	5-11	Wake Forest	14-3
M. 19	hW	6-5	Eastern Kentucky	15-3
M. 20	hW	13-9	Eastern Kentucky	16-3
M. 23	hW	9-3	Gardner-Webb	17-3
M. 24	hW	6-2	Gardner-Webb	18-3
M. 26	aL	1-7	Georgia	18-4
M. 27	hW	9-1	Georgia	19-4
M. 29	aW	6-4	NC State	20-4
M. 30	aW	20-12	NC State	21-4
M. 30	aW	3-0	NC State	22-4
A. 2	hW	4-3	Ga. Southern (10)	23-4
A. 3	hW	9-3	Ga. Southern	24-4
A. 5	hW	4-2	Duke	25-4
A. 6	hW	8-7	Duke (10)	26-4
A. 7	hW	15-7	Duke	27-4
A. 9	aW	9-5	Auburn	28-4
A. 10	hW	2-1	Western Carolina	29-4
A. 12	aW	9-6	Maryland	30-4
A. 13	aL	8-9	Maryland	30-5
A. 14	aW	12-1	Maryland (7)	31-5
A. 16	hW	10-4	Auburn	32-5
A. 19	aL	3-4	Florida State [TV]	32-6
A. 20	aL	9-14	Florida State [TV]	32-7
A. 21	aL	1-13	Florida State	32-8
A. 23	hW	12-1	Mercer	33-8
A. 24	aW	6-1	Georgia	34-8
A. 26	hL	1-5	Virginia	34-9
A. 27	hW	3-2	Virginia (12)	35-9
A. 28	hW	9-3	Virginia	36-9
M. 4	hL	9-12	Clemson	36-10
M. 5	hW	15-6	Clemson [TV]	37-10
M. 6	hW	11-0	Clemson	38-10
M. 8	aW	20-7	Mercer	39-10
M. 10	hW	7-6	Miami [TV]	40-10
M. 11	hL	2-10	Miami [TV]	40-11
M. 12	hW	16-8	Miami (8)	41-11
M. 14	hW	12-11	Georgia (10) [TV]	42-11
M. 17	hW	7-4	North Carolina	43-11
M. 18	hW	12-9	North Carolina [TV]	44-11
M. 19	hL	1-6	North Carolina	44-12
M. 22	37L+	0-10	Clemson	44-13
M. 23	37W+	6-1	Duke	45-13
M. 24	37W+	10-8	North Carolina	46-13
M. 25	37L+	4-7	Florida State	46-14
M. 31	hW*	6-0	Coastal Carolina	47-14
J. 1	hW*	3-0	Georgia	48-14
J. 2	hW*	8-7	Georgia	49-14
J. 7	hW^	14-3	Florida Atlantic	50-14
J. 8	hW^	11-5	Florida Atlantic	51-14
J. 14	33W\$	11-0	South Carolina [TV]	52-14

J. 16	33L\$	7-9	Clemson [TV]	52-15
J. 18	33L\$	5-9	South Carolina [TV]	52-16
#Baseball at the Beach, Myrtle Beach, S.C.				
+ACC Tournament				
*NCAA Atlanta Regional (Champions)				
^NCAA Atlanta Super Regional (Champions)				
\$College World Series				

2003 (44-18, 17-7 ACC)

Home: 24-9; Away: 13-7; Neutral: 7-2

F. 15	aW	8-1	Georgia Southern	1-0
F. 15	aW	8-3	Georgia Southern	2-0
F. 19	aW	9-1	Mercer	3-0
F. 21	46W#	8-1	Rider	4-0
F. 23	46W#	7-6	Michigan	5-0
F. 23	aW#	12-4	Armstrong Atlantic	6-0
F. 27	39T	3-3	Atlanta Braves (exh/4)	6-0
F. 28	hW	13-4	George Washington	7-0
M. 1	hW	4-2	George Washington	8-0
M. 2	hW	9-2	George Washington	9-0
M. 4	hW	5-3	Campbell	10-0
M. 5	hW	3-1	Campbell	11-0
M. 7	hW	11-6	Rutgers	12-0
M. 8	hW	6-5	Rutgers (10)	13-0
M. 9	hW	7-5	Rutgers	14-0
M. 11	aW	4-2	Auburn	15-0
M. 14	hW	5-4	Kent State	16-0
M. 15	hW	4-1	Kent State	17-0
M. 16	hL	3-5	Kent State	17-1
M. 18	hL	5-7	Auburn [TV]	17-2
M. 21	hW	13-7	Maryland	18-2
M. 22	hW	12-4	Maryland	19-2
M. 23	hW	20-6	Maryland	20-2
M. 25	hW	9-1	Mercer [TV]	21-2
M. 28	aL	6-7	Miami [TV]	21-3
M. 29	aL	8-13	Miami [TV]	21-4
M. 30	aL	16-17	Miami (8) [TV]	21-5
A. 2	hW	7-5	Winthrop	22-5
A. 4	aW	10-6	North Carolina	23-5
A. 5	aL	3-7	North Carolina [TV]	23-6
A. 6	aW	12-5	North Carolina	24-6
A. 8	hW	11-3	Georgia State [TV]	25-6
A. 12	aW	9-1	Duke	26-6
A. 12	aW	11-1	Duke	27-6
A. 13	aW	13-6	Duke	28-6
A. 15	hW	8-5	Ga. Southern [TV]	29-6
A. 16	hL	7-8	Ga. Southern	29-7
A. 18	hW	2-0	Wake Forest [TV]	30-7
A. 19	hW	10-4	Wake Forest	31-7
A. 20	hW	5-3	Wake Forest	32-7
A. 23	hL	4-8	Georgia [TV]	32-8
A. 25	aL	7-9	Clemson [TV]	32-9
A. 26	aL	5-10	Clemson	32-10
A. 27	aL	3-11	Clemson	32-11
M. 2	hL	1-7	Florida State [TV]	32-12
M. 3	hW	5-4	Florida St. (10) [TV]	33-12
M. 4	hL	7-12	Florida State	33-13
M. 6	hW	11-3	Georgia State [TV]	34-13
M. 9	aW	7-0	Virginia	35-13
M. 10	aW	5-2	Virginia	36-13
M. 11	aW	1-0	Virginia	37-13
M. 13	45L*	3-10	Georgia [TV]	37-14
M. 15	hW	8-3	NC State	38-14
M. 16	hW	9-6	NC State	39-14
M. 17	hL	2-7	NC State	39-15
M. 22	44W+	9-8	Wake Forest	40-15
M. 23	44L+	0-6	NC State	40-16
M. 24	44W+	23-4	Duke	41-16
M. 25	44W+	10-6	North Carolina	42-16
M. 25	44W+	10-7	Florida State [TV]	43-16
M. 25	44W+	6-5	NC State (10) [TV]	44-16
M. 30	hL*	4-5	Stetson	44-17
M. 31	hL*	3-10	East Carolina	44-18
#Memorial Health Diamond Classic, Savannah, Ga.				
%Children's Healthcare of Atlanta Classic, Atlanta, Ga.				
+ACC Tournament (Champions)				
*NCAA Atlanta Regional				

2004 (44-21, 18-5 ACC)

Home: 26-14; Away: 14-3; Neutral: 4-4

F. 15	aW	15-6	Georgia Southern	1-0
F. 15	aW	5-4	Ga. Southern (10)	2-0
F. 18	hW	13-4	Savannah State	3-0
F. 20	hW	5-1	Villanova	4-0
F. 21	hW	19-1	Villanova	5-0
F. 22	hW	4-1	Villanova	6-0
F. 27	31L#	2-9	Southern California	6-1
F. 28	aL#	1-7	Cal State-Fullerton	6-2

F. 29	31L#	2-6	Oklahoma	6-3
M. 2	aL	2-6	Auburn	6-4
M. 5	hW	6-5	Rutgers	7-4
M. 6	hL	7-7	Rutgers	7-5
M. 7	hW	13-6	Rutgers	8-5
M. 9	hW	4-3	Western Carolina	9-5
M. 10	hL	5-9	Western Carolina	9-6
M. 12	hL	3-4	Virginia	9-7
M. 13	hL	1-2	Virginia	9-8
M. 14	hL	5-8	Virginia (10)	9-9
M. 16	hW	14-4	Purdue	10-9
M. 17	hW	18-16	Purdue	11-9
M. 19	aW	9-8	Wake Forest (10)	12-9
M. 20	aL	4-8	Wake Forest	12-10
M. 21	aW	9-2	Wake Forest	13-10
M. 24	aW	4-3	Georgia [TV]	14-10
M. 27	hL	7-8	Georgia Southern	14-11
M. 28	hW	13-2	Georgia Southern	15-11
M. 30	hW	20-5	Auburn [TV]	16-11
A. 2	hW	17-4	Miami	17-11
A. 3	hL	7-9	Miami	17-12
A. 4	hL	13-16	Miami	17-13
A. 6	aW	25-3	Georgia State	18-13
A. 9	hL	7-9	North Carolina [TV]	18-14
A. 10	hW	8-4	North Carolina [TV]	19-14
A. 11	hW	13-8	North Carolina	20-14
A. 14	hL	5-6	Georgia	20-15
A. 16	hW	8-4	Washington	21-15
A. 17	hL	3-7	Washington	21-16
A. 18	hL	2-16	Washington	21-17
A. 20	hW	7-6	Winthrop (13)	22-17
A. 23	aW	11-4	Florida State [TV]	23-17
A. 24	aW	12-2	Florida State [TV]	24-17
A. 25	aW	7-6	Florida State	25-17
M. 2	aW	6-1	NC State	26-17
M. 2	aW	7-3	NC State	27-17
M. 7	hW	9-8	Duke (10)	28-17
M. 8	hW	9-8	Duke	29-17
M. 9	hW	14-3	Duke	30-17
M. 11	45W%	12-5	Georgia [TV]	31-17
M. 14	hW	8-3	Clemson [TV]	32-17
M. 15	hW	11-3	Clemson [TV]	33-17
M. 16	hW	8-4	Clemson	34-17
M. 18	hW	13-3	Georgia State [TV]	35-17
M. 21	47aW	10-2	Maryland	36-17
M. 22	47aW	15-1	Maryland	37-17
M. 23	47aW	18-6	Maryland	38-17
M. 26	44W+	4-3	Maryland	39-17
M. 27	44W+	11-7	Clemson (13)	40-17
M. 28	44W+	13-4	Florida State	41-17
M. 29	44L+	7-8	Florida State [TV]	41-18
M. 30	44L+	5-17	Florida State [TV]	41-19
J. 4	hW*	16-3	Jacksonville St.	42-19
J. 5	hW*	9-3	Texas Tech.	43-19
J. 6	hW*	5-3	Texas Tech.	44-19
J. 11	hL^	5-7	Georgia [TV]	44-20
J. 12	hL^	3-5	Georgia [TV]	44-21

#Kia Baseball Bash, Fullerton, Calif.

%Children's Healthcare of Atlanta Classic, Atlanta, Ga.

47-Considered Maryland home game

+ACC

YEAR-BY-YEAR RESULTS

A. 16	hW	22-4	Clemson [TV]	28-9
A. 19	aW	13-2	Georgia State	29-9
A. 21	aW	15-8	Florida State [TV]	30-9
A. 23	aW	10-4	Florida State	31-9
A. 23	aW	8-7	Florida State	32-9
A. 26	aL	6-12	Georgia [TV]	32-10
A. 28	aW	12-4	Boston College	33-10
A. 29	aL	4-5	Boston College	33-11
A. 30	aL	1-5	Boston College	33-12
M. 5	hW	9-3	South Florida	34-12
M. 6	hW	7-2	South Florida	35-12
M. 6	hW	4-3	South Florida	36-12
M. 11	45L%	4-5	Georgia [TV] (11)	36-13
M. 12	hW	7-6	Duke (10)	37-13
M. 13	hW	11-8	Duke	38-13
M. 14	hW	18-6	Duke	39-13
M. 16	hW	16-2	Wofford	40-13
M. 18	hL	7-8	Miami [TV]	40-14
M. 19	hW	14-5	Miami [TV]	41-14
M. 20	hW	12-7	Miami [TV]	42-14
M. 24	48W+	2-1	Miami	43-14
M. 25	48L+	2-3	Clemson	43-15
M. 26	48W+	7-4	Miami	44-15
M. 27	48W+	8-7	Clemson [TV] (10)	45-15
M. 27	48L+	11-16	Clemson	45-16
J. 3	hW*	7-5	Stetson [TV]	46-16
J. 3	hW*	7-3	Vanderbilt [TV]	47-16
J. 4	hW*	8-4	Vanderbilt [TV]	48-16
J. 9	hW^	5-0	Coll. of Charleston [TV]	49-16
J. 10	hW^	12-3	Coll. of Charleston [TV]	50-16
J. 16	33L\$	4-8	Clemson [TV]	50-17
J. 18	33L\$	5-7	Cal St. Fullerton [TV]	50-18

#Baseball at the Beach, Myrtle Beach, S.C.
 %Children's Healthcare of Atlanta Classic, Atlanta, Ga.
 +ACC Tournament
 *NCAA Atlanta Regional (Champions)
 ^NCAA Atlanta Super Regional (Champions)
 \$College World Series

2007 (32-25, 15-14 ACC)

Home: 21-10; Away: 10-12; Neutral: 1-3

F. 10	aL	4-11	Georgia Southern	0-1
F. 11	aL	6-9	Georgia Southern [TV]	0-2
F. 13	hW	11-8	Kennesaw State (10)	1-2
F. 16	hW	11-2	Illinois-Chicago	2-2
F. 17	hL	4-11	Illinois-Chicago	2-3
F. 18	hW	6-3	Illinois-Chicago	3-3
F. 21	hL	5-9	Georgia State	3-4
F. 23	hW	11-2	Duquesne	4-4
F. 24	hW	10-7	Duquesne	5-4
F. 25	hW	15-6	Duquesne	6-4
F. 27	hL	7-10	Western Carolina	6-5
F. 28	39L	0-5	Atlanta Braves (exh)	6-5
M. 2	hW	18-12	Rutgers	7-5
M. 3	hW	10-8	Rutgers	8-5
M. 4	hL	5-9	Rutgers	8-6
M. 9	hL	3-5	Virginia Tech	8-7
M. 10	hW	19-4	Virginia Tech	9-7
M. 11	hL	4-5	Virginia Tech	9-8
M. 14	aL	4-6	Kennesaw State	9-9
M. 16	hW	10-0	Boston College	10-9
M. 17	hW	5-2	Boston College	11-9
M. 18	hL	2-9	Boston College	11-10
M. 21	aW	3-0	Georgia State	12-10
M. 23	aW	3-2	Duke	13-10
M. 24	aL	0-3	Duke	13-11
M. 25	aW	5-1	Duke	14-11
M. 27	hW	10-2	Georgia Southern	15-11
M. 28	hW	6-2	Ga. Southern [TV]	16-11
M. 30	hW	5-4	Maryland	17-11
M. 31	hW	16-6	Maryland	18-11
A. 1	hW	4-2	Maryland	19-11
A. 3	hW	11-8	Wofford	20-11
A. 6	aW	9-2	Miami [TV] (11)	21-11
A. 7	aL	2-5	Miami [TV]	21-12
A. 8	aL	7-8	Miami [TV]	21-13
A. 13	aW	2-1	Virginia (11)	22-13
A. 14	aL	6-7	Virginia	22-14
A. 18	hW	8-2	Georgia [TV]	23-14
A. 20	hW	2-1	NC State	24-14
A. 21	hW	4-3	NC State	25-14
A. 22	hW	7-3	NC State	26-14
A. 24	45L%	7-10	Georgia [TV]	26-15
A. 27	aL	2-3	Clemson (11)	26-16
A. 28	aL	3-10	Clemson	26-17
A. 29	aW	6-3	Clemson	27-17
M. 5	aW	11-3	USF	28-17
M. 6	aW	12-2	USF [TV]	29-17

M. 7	aW	15-7	USF	30-17
M. 9	aL	4-9	Georgia [TV]	30-18
M. 11	aL	3-10	North Carolina	30-19
M. 12	aW	9-5	North Carolina	31-19
M. 13	aL	11-14	North Carolina	31-20
M. 17	hL	2-17	Florida State [TV]	31-21
M. 18	hL	2-10	Florida State [TV]	31-22
M. 19	hL	11-17	Florida State [TV]	31-23
M. 23	48W+	8-4	North Carolina [TV]	32-23
M. 24	48L+	1-4	Virginia [TV]	32-24
M. 26	48L+	7-8	NC State [TV]	32-25

%Children's Healthcare of Atlanta Classic, Atlanta, Ga.
 +ACC Tournament

2008 (41-21, 16-14 ACC)

Home: 26-8; Away: 12-10; Neutral: 3-3

F. 22	hW	14-0	Youngstown State	1-0
F. 23	hW	1-0	Youngstown State	2-0
F. 24	hW	5-1	Youngstown State	3-0
F. 26	hW	11-2	Georgia Southern	4-0
F. 27	hW	1-0	Georgia Southern (10)	5-0
F. 29	hL	6-10	Rutgers (11)	5-1
M. 1	hW	4-3	Rutgers	6-1
M. 2	hW	6-0	Rutgers	7-1
M. 4	hW	4-1	Western Carolina	8-1
M. 5	hW	5-3	Kennesaw State	9-1
M. 7	hW	14-1	Virginia Tech	10-1
M. 8	hW	6-4	Virginia Tech	11-1
M. 9	hW	2-1	Virginia Tech	12-1
M. 12	aW	10-6	Georgia State	13-1
M. 14	aL	7-8	Florida State	13-2
M. 15	aL	2-11	Florida State	13-3
M. 16	aL	8-17	Florida State	13-4
M. 18	aW	10-0	Kennesaw State	14-4
M. 19	hW	7-6	Mercer	15-4
M. 21	hW	5-4	Duke	16-4
M. 22	hW	4-2	Duke	17-4
M. 23	hL	3-10	Duke	17-5
M. 25	hW	12-1	Georgia State	18-5
M. 26	hW	17-4	Alabama State	19-5
M. 29	aW	5-2	Boston College	20-5
M. 29	aW	13-2	Boston College	21-5
M. 30	aW	3-2	Boston College	22-5
A. 1	hW	13-6	East Tennessee St.	23-5
A. 2	hW	5-4	East Tennessee St.	24-5
A. 4	49aL	1-8	North Carolina	24-6
A. 6	49aL	4-10	North Carolina	24-7
A. 6	49aW	4-1	North Carolina	25-7
A. 9	hW	9-4	Georgia [TV]	26-7
A. 12	hL	5-10	Miami	26-8
A. 12	hL	5-15	Miami [TV]	26-9
A. 13	hL	3-9	Miami [TV]	26-10
A. 16	aW	14-8	Georgia Southern [TV]	27-10
A. 18	aL	5-7	Maryland	27-11
A. 19	aL	13-14	Maryland	27-12
A. 20	aW	9-6	Maryland (5) [TV]	28-12
A. 22	aW	16-9	Mercer	29-12
A. 25	hW	12-1	Wake Forest [TV]	30-12
A. 26	hW	14-6	Wake Forest [TV]	31-12
A. 27	hL	5-7	Wake Forest	31-13
M. 2	hW	10-6	Coastal Carolina [TV]	32-13
M. 3	hL	9-10	Coastal Carolina [TV]	32-14
M. 4	hW	11-4	Coastal Carolina	33-14
M. 7	aW	11-1	Georgia	34-14
M. 9	hW	5-1	Clemson	35-14
M. 10	hW	7-1	Clemson [TV]	36-14
M. 11	hL	6-16	Clemson	36-15
M. 13	45L%	2-3	Georgia [TV]	36-16
M. 15	aL	2-4	Georgia	36-17
M. 16	aW	14-8	Georgia	37-17
M. 17	aW	9-7	Georgia	38-17
M. 21	48W+	10-9	NC State	39-17
M. 22	48L+	12-15	Miami [TV]	39-17
M. 24	48L+	4-10	Clemson [TV]	39-19
M. 30	42W*	8-5	Louisville [TV]	40-19
M. 31	42W*	6-3	Lipscomb [TV]	41-19
J. 1	aL*	0-8	Georgia [TV]	41-20
J. 2	aL*	6-18	Georgia [TV]	41-21

%Children's Healthcare of Atlanta Classic, Atlanta, Ga.

49-Considered North Carolina home game

+ACC Tournament

*NCAA Athens Regional

2009 (38-19-1, 17-10-1 ACC)

Home: 24-8-1; Away: 13-8; Neutral: 1-3

F. 20	hW	9-0	Lipscomb	1-0
F. 21	hW	13-3	Lipscomb	2-0
F. 22	hW	5-3	Lipscomb	3-0

F. 24	aL	5-6	Georgia Southern	3-1
F. 25	aW	5-3	Georgia Southern	4-1
F. 28	hW	6-4	Rutgers	5-1
F. 28	hW	13-4	Rutgers	6-1
M. 6	hW	5-1	Maryland	7-1
M. 7	hW	24-3	Maryland	8-1
M. 8	hW	10-7	Maryland	9-1
M. 10	hW	17-3	Mercer	10-1
M. 11	hW	5-4	Kennesaw State	11-1
M. 13	hW	5-4	Boston College	12-1
M. 17	aW	11-0	Kennesaw State	13-1
M. 18	hW	11-3	Kennesaw State	14-1
M. 20	aW	10-9	Virginia Tech	15-1
M. 21	aL	5-9	Virginia Tech	15-2
M. 22	aW	18-8	Virginia Tech	16-2
M. 24	hL	1-10	Georgia State [TV]	16-3
M. 27	aW	13-9	Miami [TV]	17-3
M. 28	aW	6-4	Miami [TV]	18-3
M. 29	aL	2-6	Miami [TV]	18-4
A. 3	hL	2-4	North Carolina	18-5
A. 4	hL	10-6	North Carolina (11)	19-5
A. 5	hL	10-13	North Carolina	19-6
A. 7	hW	8-4	Georgia Southern	20-6
A. 8	hL	3-23	Georgia Southern	20-7
A. 10	hW	7-6	Georgia Southern	21-7
A. 11	hL	10-11	Georgia Southern	21-8
A. 12	hL	4-4	Georgia Southern	21-8-1
A. 14	aW	11-6	Georgia	22-8-1
A. 15	aW	18-2	Georgia State	23-8-1
A. 17	aW	13-2	Wake Forest	24-8-1
A. 18	aW	8-1	Wake Forest	25-8-1
A. 19	aW	6-0	Wake Forest	26-8-1
A. 21	hW	16-7	Western Carolina	27-8-1
A. 22	aL	9-10	Western Carolina	27-9-1
A. 24	aW	5-4	Clemson	28-9-1
A. 25	aL	5-8	Clemson	28-10-1
A. 26	aL	3-6	Clemson	28-11-1
M. 1	hW	16-2	Presbyterian	29-11-1
M. 2	hW	9-8	Presbyterian (10)	30-11-1
M. 3	hW	23-3	Presbyterian	31-11-1
M. 8	hW	12-3	Florida State [TV]	32-11-1
M. 9	hL	6-8	Florida State [TV]	32-12-1
M. 10	hW	6-5	Florida State [TV]	33-12-1
M. 12	45L%	5-7	Georgia [TV]	33-13-1
M. 14	aW	10-3	Duke	34-13-1
M. 15	aL	4-6	Duke	34-14-1
M. 16	aL	3-5	Duke	34-15-1
M. 20	34L+	6-8	Miami [TV]	34-16-1
M. 21	34L+	3-7	Boston Col. [TV]	34-17-1
M. 23	34W+	9-2	Florida State [TV]	35-17-1
M. 29	hW*	9-3	Georgia State	36-17-1
M. 30	hL*	7-10	Southern Miss.	36-18-1
M. 31	hW*	8-4	Elon	37-18-1
M. 31	hW*	10-3	Southern Miss.	38-18-1
J. 1	hL*	8-12	Southern Miss.	38-19-1

%Children's Healthcare of Atlanta Classic, Atlanta, Ga.

+ACC Tournament

*NCAA Atlanta Regional

2010 (47-15, 21-9 ACC)

Home: 31-6; Away: 14-7; Neutral: 2-2

F. 19	hW	4-0	Missouri State	1-0
F. 20	hW	20-3	Missouri State	2-0
F. 21	hW	13-0	Missouri State	3-0
F. 23	aW	10-0	Georgia Southern	4-0
F. 24	aW	8-5	Georgia Southern	5-0
F. 26	hW	5-4	Xavier	6-0
F. 27	hW	15-0	Xavier	7-0
F. 28	hL	7-6	Xavier	7-1
M. 5	hW	5-0	Rutgers	8-1
M. 6	hW	19-5	Rutgers	9-1
M. 7	hW	9-4	Rutgers	10-1
M. 12	hW	9-1	Wake Forest	11-1
M. 13	hW	15-8	Wake Forest	12-1
M. 14	hW	6-5	Wake Forest	13-1
M. 16	hW	6-5	Georgia [TV]	14-1
M. 19	aL	5-2	Maryland	14-2
M. 20	aW	24-4	Maryland	15-2
M. 21	aL	10-3	Maryland	16-2
M. 23	aW	15-8	Mercer	17-2
M. 24	hW	19-4	Mercer	18-2
M. 26	aW	2-1	North Carolina	19-2
M. 27	aW	13-5	North Carolina	20-2
M. 28	aW	11-8	North Carolina	21-2
M. 30	aW	14-3	Georgia State	22-2
M. 31	aL	7-4	Kennesaw State	22-3
A. 2	hW	13-3	Duke	23-3
A. 3	hW	21-5	Duke	24-3

A. 4	hW	9-4	Duke	25-3
A. 6	hW	8-2	Kennesaw State	26-3
A. 9	aL	7-4	Virginia	26-4
A. 10	aW	9-7	Virginia	27-4
A. 11	aL	9-1	Virginia	27-5
A. 14	aW	25-6	Georgia [TV]	28-5
A. 16	hW	8-6	Clemson (10)	29-9
A. 17	hW	4-3	Clemson [TV]	30-5
A. 18	hW	11-3	Clemson	31-5
A. 20	hW	6-2	Georgia Southern	32-5
A. 21	hW	18-4	Georgia Southern	33-5
A. 23	hL	3-1	Virginia Tech	33-6
A. 24	hL	10-3	Virginia Tech	33-7
A. 25	hW	14-12	Virginia Tech	34-7
A. 27	W%	6-4	Georgia [TV]	35-7
A. 30	aL	6-5	NC State	35-8
M. 1	aL	4-2	NC State [TV]	35-9
M. 2	aW	5-3	NC State	36-9
M. 7	hW	8-4	Illinois-Chicago	37-9
M. 8	hW	11-5	Illinois-Chicago	38-9
M. 9	hW	5-2	Illinois-Chicago	39-9
M. 14	hW	14-3	Miami [TV]	40-9
M. 15	hL	9-2	Miami [TV]	40-10
M. 16	hW	6-3	Miami [TV]	41-10
M. 18	hW	9-3	Georgia State	42-10
M. 20	aW	15-8	Boston College	43-10
M. 21	aW	7-5	Boston College	44-10
M. 22	aL	6-3	Boston College	44-11
M. 27	L+	6-2	Virginia Tech [TV]	44-12
M. 29	W+	17-5	NC State (7) [TV]	45-12
M. 29	L+	9-3	Clemson [TV]	45-13
J. 4	W*	10-0	Mercer [TV]	46-13
J. 5	W*	5-2	Alabama [TV]	47-13
J. 6	L*	8-1	Alabama [TV]	47-14
J. 7	L*	10-8	Alabama [TV]	47-15

YEAR-BY-YEAR RESULTS

M. 9	aW	5-1	Illinois-Chicago	34-14
M. 10	hW	11-3	Savannah State	35-14
M. 13	hL	2-3	North Carolina	35-15
M. 14	hW	9-8	North Carolina	36-15
M. 15	hW	3-0	North Carolina	37-15
M. 17	hL	6-8	East Tennessee St.	37-16
M. 19	aW	11-4	Virginia Tech	38-16
M. 20	aL	5-7	Virginia Tech	38-17
M. 21	aW	5-3	Virginia Tech	39-17
M. 25	34L+	0-9	Clemson (TV)	39-18
M. 26	34W+	6-5	NC State (15) (TV)	40-18
M. 28	34L+	2-4	Florida State (TV)	40-19
J. 3	hL*	1-2	Austin Peay	40-20
J. 4	hW*	6-2	Southern Miss.	41-20
J. 5	hW*	12-2	Austin Peay	42-20
J. 5	hL*	3-7	Mississippi State	42-21

%Children's Healthcare of Atlanta Classic, Atlanta, Ga.
+ ACC Tournament (Champions)
* NCAA Gainesville Regional
* NCAA Atlanta Regional

2012 (38-26, 12-18 ACC)

Home: 20-11; Away: 10-14; Neutral: 8-1

F. 17	51L#	0-5	Kent State	0-1
F. 17	aW#	5-0	Winthrop	1-1
F. 18	51W#	6-2	Kent State	2-1
F. 18	aW#	5-3	Winthrop	3-1
F. 22	aW	11-9	Georgia Southern	4-1
F. 24	hW	12-4	Ohio State	5-1
F. 25	hL	3-7	Ohio State	5-2
F. 26	hW	13-4	Ohio State	6-2
F. 29	hW	11-5	Kennesaw State	7-2
M. 2	hW	16-2	Rutgers	8-2
M. 3	hW	9-4	Rutgers	9-2
M. 4	hW	6-3	Rutgers	10-2
M. 7	aL	4-5	Georgia State	10-3
M. 9	aW	14-6	NC State	11-3
M. 10	aL	5-8	NC State (TV)	11-4
M. 11	aL	3-8	NC State (TV)	11-5
M. 13	hW	15-4	Wagner	12-5
M. 16	hW	12-3	Virginia Tech (TV)	13-5
M. 17	hL	9-12	Virginia Tech (TV)	13-6
M. 18	hW	9-1	Virginia Tech (TV)	14-6
M. 20	aL	1-7	Georgia (TV)	14-7
M. 23	aL	7-15	Boston College	14-8
M. 24	aL	3-4	Boston College	14-9
M. 24	aW	2-1	Boston College	15-9
M. 27	aL	3-5	Georgia Southern	15-10
M. 28	aW	10-5	Georgia Southern	16-10
M. 31	hW	1-0	Duke (TV)	17-10
M. 31	hW	8-0	Duke	18-10
A. 4	hL	3-4	Duke	18-11
A. 3	aW	7-3	Kennesaw State	19-11
A. 6	hL	1-2	Florida State (10) (TV)	19-12
A. 7	hL	7-12	Florida State (TV)	19-13
A. 8	hL	4-8	Florida State (TV)	19-14
A. 10	hW	6-4	Mercer	20-14
A. 13	aL	2-4	Wake Forest (TV)	20-15
A. 14	aW	8-7	Wake Forest	21-15
A. 15	aL	3-11	Wake Forest (TV)	21-16
A. 17	hW	8-4	Georgia State	22-16
A. 20	aW	11-4	North Carolina (TV)	23-16
A. 21	aL	6-12	North Carolina (TV)	23-17
A. 21	aW	4-2	North Carolina	24-17
A. 24	45W%	4-3	Georgia (TV)	25-17
A. 27	hW	6-5	Clemson (13) (TV)	26-17
A. 28	hL	7-13	Clemson (TV)	26-18
A. 29	hL	8-11	Clemson (TV)	26-19
M. 5	hW	9-0	Charlotte	27-19
M. 6	hW	6-3	Charlotte	28-19
M. 6	hW	6-5	Charlotte (11)	29-19
M. 9	hW	8-6	Georgia (TV)	30-19
M. 11	aL	5-6	Virginia	30-20
M. 12	aL	2-4	Virginia (TV)	30-21
M. 13	aW	5-4	Virginia (13)	31-21
M. 15	aL	3-4	Mercer	31-22
M. 15	hL	4-5	Miami (TV)	31-23
M. 16	hL	6-8	Miami (TV)	31-24
M. 17	hW	2-1	Miami (TV)	32-24
M. 23	50W+	5-4	Florida State (TV)	33-24
M. 25	50W+	17-6	Virginia (7) (TV)	34-24
M. 26	50W+	5-1	Clemson (TV)	35-24
M. 27	50W+	8-5	Miami (TV)	36-24
J. 1	27W*	8-4	Coll. of Charleston (TV)	37-24
J. 2	aL*	2-6	Florida (TV)	37-25
J. 3	27W*	3-0	Coll. of Charleston (TV)	38-25
J. 3	aL*	3-15	Florida (TV)	38-26

%Children's Healthcare of Atlanta Classic, Atlanta, Ga.
Coca-Cola Winthrop Classic, Rock Hill, S.C.
+ ACC Tournament (Champions)
* NCAA Gainesville Regional

2013 (37-27, 15-15 ACC)

Home: 23-11; Away: 10-12; Neutral: 3-4

F. 15	hW	3-0	Akron	1-0
F. 16	hW	10-3	Akron	2-0
F. 17	hW	5-3	Akron	3-0
F. 19	hW	16-5	Georgia State	4-0
F. 23	hW	3-2	St. John's (TV)	5-0
F. 23	hL	7-9	St. John's	5-1
F. 24	hW	10-1	St. John's	6-1
F. 26	aW	11-4	Georgia Southern	7-1
F. 27	aW	14-8	Georgia Southern	8-1
M. 1	hW	13-1	Rutgers (TV)	9-1
M. 2	hW	11-2	Rutgers	10-1
M. 3	hW	12-0	Rutgers	11-1
M. 5	hW	16-9	Mercer	12-1
M. 8	aW	11-1	Virginia Tech	13-1
M. 9	aW	14-9	Virginia Tech	14-1
M. 10	aL	2-6	Virginia Tech	14-2
M. 15	hW	12-5	Boston College	15-2
M. 16	hW	11-3	Boston College	16-2
M. 17	hW	9-1	Boston College	17-2
M. 19	hL	4-5	Georgia Southern (TV)	17-3
M. 22	aW	10-0	Florida State (TV)	18-3
M. 22	aL	3-11	Florida State (TV)	18-4
M. 24	aL	6-8	Florida State (TV)	18-5
M. 26	hW	5-4	The Citadel	19-5
M. 29	hW	5-1	Wake Forest (TV)	20-5
M. 30	hW	8-1	Wake Forest (TV)	21-5
M. 30	hL	6-8	Wake Forest (TV)	21-6
A. 2	aL	1-10	Mercer	21-7
A. 3	hW	9-1	Kennesaw State	22-7
A. 5	aL	0-2	Duke	22-8
A. 6	aW	2-1	Duke	23-8
A. 7	aL	0-3	Duke	23-9
A. 9	aW	7-5	Georgia (TV)	24-9
A. 12	hW	2-1	Virginia (TV)	25-9
A. 13	hL	2-7	Virginia (TV)	25-10
A. 14	hW	3-2	Virginia (6) (TV)	26-10
A. 16	hW	14-1	Savannah State	27-10
A. 19	hL	4-13	NC State (TV)	27-11
A. 20	hL	2-6	NC State (TV)	27-12
A. 21	hL	7-8	NC State (TV)	27-13
A. 23	45L%	0-17	Georgia (TV)	27-14
A. 26	aL	3-11	Clemson	27-15
A. 26	aL	3-4	Clemson (11) (TV)	27-16
A. 27	aW	14-9	Clemson	28-16
M. 3	hW	4-2	Coastal Carolina (TV)	29-16
M. 3	hL	4-7	Coastal Carolina (TV)	29-17
M. 5	hL	8-12	Coastal Carolina (TV)	29-18
M. 7	aW	9-2	Ohio State (TV)	30-18
M. 8	aL	2-3	Ohio State	30-19
M. 10	hW	5-4	North Carolina (TV)	31-19
M. 11	hL	1-3	North Carolina (TV)	31-20
M. 12	hW	9-8	North Carolina (11) (TV)	32-20
M. 14	hL	13-14	Georgia (11) (TV)	32-21
M. 16	aL	3-8	Miami (TV)	32-22
M. 17	aL	7-11	Miami (TV)	32-23
M. 18	aW	10-1	Miami (TV)	33-23
M. 22	34W+	4-3	Florida State (TV)	34-23
M. 23	34L+	2-8	Virginia (TV)	34-24
M. 24	34L+	2-3	Virginia Tech (TV)	34-25
M. 31	52L*	4-6	Illinois (TV)	34-26
J. 1	52W*	5-1	East Tenn. St. (TV)	35-26
J. 2	52W*	6-3	Illinois (TV)	36-26
J. 2	aW*	5-0	Vanderbilt (TV)	37-26
J. 3	aL*	1-7	Vanderbilt (TV)	37-27

%Children's Healthcare of Atlanta Classic, Atlanta, Ga.
+ ACC Tournament
* NCAA Nashville Regional

2014 (37-27, 14-16 ACC)

Home: 25-11; Away: 6-13; Neutral: 6-3

F. 14	hW#	6-5	Old Dominion	1-0
F. 15	hL#	1-3	Radford	1-1
F. 16	hL#	3-5	VCU	1-2
F. 19	aL	3-4	Georgia Southern	1-3
F. 21	hW	7-3	UNC Greensboro	2-3
F. 22	hW	7-0	UNC Greensboro	3-3
F. 23	hW	12-3	UNC Greensboro	4-3
F. 25	hL (12)	3-5	Kennesaw State	4-4
F. 28	hW	3-2	Bowling Green	5-4
M. 1	hW	8-3	Bowling Green	6-4
M. 2	hW	8-5	Bowling Green	7-4

M. 4	aL	0-1	Georgia (TV)	7-5
M. 7	hL	2-9	Wake Forest (TV)	7-6
M. 8	hL	8-12	Wake Forest	7-7
M. 9	hW	5-1	Wake Forest	8-7
M. 11	hW	7-5	Western Carolina	9-7
M. 14	hL	8-10	Miami (TV)	9-8
M. 15	hW	13-7	Miami	10-8
M. 15	hW	3-2	Miami (TV) (11)	11-8
M. 18	aW	8-7	Kennesaw State	12-8
M. 19	aW	9-4	Georgia State	13-8
M. 21	aL	2-3	North Carolina (TV) (11)	13-9
M. 22	aW	6-5	North Carolina (TV) (13)	14-9
M. 22	aW	9-1	North Carolina (TV)	15-9
M. 25	hL	1-4	Mercer	15-10
M. 28	aL	3-4	Pittsburgh (13)	15-11
M. 29	aL	0-5	Pittsburgh	15-12
M. 30	aL	2-4	Pittsburgh	15-13
A. 2	hW	7-3	Georgia State	16-13
A. 4	hW	7-4	Duke (TV)	17-13
A. 5	hW	5-1	Duke (TV)	18-13
A. 6	hW	1-0	Duke (TV)	19-13
A. 8	hW	13-2	Georgia Southern	20-13
A. 9	hW	12-1	Savannah State	21-13
A. 11	hW	5-3	Florida State (TV)	22-13
A. 12	hW	12-4	Florida State (TV)	23-13
A. 13	hL	4-5	Florida State (TV)	23-14
A. 15	hW	4-1	Georgia (TV)	24-14
A. 18	aL	2-7	Maryland	24-15
A. 19	aL	1-4	Maryland	24-16
A. 20	aW	13-6	Maryland (12)	25-16
A. 23	hL	3-4	Mercer	25-17

A. 25	aW	1-0	NC State (TV)	26-17
A. 26	aL	0-1	NC State (TV)	26-18
A. 27	aL	1-7	NC State (TV)	26-19
M. 2	hW	7-6	Virginia Tech (TV) (11)	27-19
M. 3	hW	3-1	Virginia Tech (TV)	28-19
M. 4	hL	6-7	Virginia Tech (TV)	28-20
M. 6	hW	9-6	North Florida (TV)	29-20
M. 9	aL	3-4	Virginia	29-21
M. 10	aL	3-4	Virginia (11)	29-22
M. 11	aL	1-3	Virginia	29-23
M. 13	45W%	2-0	Georgia (TV)	30-23
M. 15	hL	0-8	South Florida (TV)	30-24
M. 16	hW	3-0	South Florida (TV)	31-24
M. 17	hW	12-5	South Florida (TV)	32-24
M. 20	50W+	5-3	Wake Forest (TV)	33-24
M. 21	50W+	6-3	Miami (TV)	34-24
M. 22	50L+	0-6	Duke (TV)	34-25
M. 23	50W+	3-0	Clemson (TV)	35-25
M. 25	50W+	9-4	Maryland (TV)	36-25
M. 31	53L*	0-8	Washington (TV)	36-26
J. 1	53W*	4-2	Jacksonville State (TV)	37-26
J. 1	53L*	2-4	Washington (TV)	37-27

#Battle in Midtown, Atlanta, Ga.
%Children's Healthcare of Atlanta Classic, Atlanta, Ga.
+ ACC Tournament (Champions)
* NCAA Oxford Regional


NEUTRAL SITES DESIGNATIONS AND RECORDS

1.	Atlanta-Fulton County Stadium, Atlanta, Ga.	0-3
2.	Ponce de Leon Park, Atlanta, Ga.	4-13-1
3.	Griffin, Ga. (field unknown)	1-1
4.	Spiller's Field, Atlanta, Ga.	1-7-1
5.	Columbia, S.C. (field unknown)	2-0
6.	Montgomery, Ala. (field unknown)	3-2-1
7.	Rollins College, Winter Park, Fla.	3-3-1
8.	Miami, Fla. (field unknown)	4-1-2
9.	Sims Legion Park, Gastonia, N.C.	4-4
10.	Seminole Field, Tallahassee, Fla.	4-0
11.	Luther Williams Field, Macon, Ga.	7-4
12.	Americus, Ga. (field unknown)	2-4
13.	Nat Buring Field, Memphis, Tenn.	1-2
14.	Boshamer Stadium, Chapel Hill, N.C.	2-7
15.	Durham Athletic Park, Durham, N.C.	9-4
16.	Smith-Willis Stadium, Jackson, Miss.	0-2
17.	Dick Howser Stadium, Tallahassee, Fla.	4-3
18.	Rainbow Stadium, Honolulu, Hawaii	11-5
19.	Mark Light Stadium, Miami, Fla.	5-1
20.	Municipal Stadium, West Palm Beach, Fla.	0-5
21.	Municipal Stadium, Greenville, S.C.	19-16
22.	Tiger Field, Douglas, Ga.	1-0
23.	Barnson Field/Wilson Stadium, Las Vegas, Nev.	5-4
24.	Douglasville, Ga. (field unknown)	0-1
25.	Gainesville, Ga. (field unknown)	1-0
26.	Hubert H. Humphrey Metrodome, Minneapolis, Minn.	3-4
27.	McKethan Stadium-Perry Field, Gainesville, Fla.	5-4
28.	Alex Box Stadium, Baton Rouge, La.	3-2
29.	Louisiana Superdome, New Orleans, La.	2-1
30.	Osceola County Stadium, Kissimmee, Fla.	4-3
31.	Titan Field, Fullerton, Calif.	1-4
32.	Eck Stadium-Tyler Field, Wichita, Kan.	6-3
33.	Rosenblatt Stadium, Omaha, Neb.	4-5
34.	Durham Bulls Athletic Park, Durham, N.C.	7-9
35.	Lindsey Nelson Stadium, Knoxville, Tenn.	0-1
36.	Griffith Stadium, Charlotte, N.C.	0-2
37.	Al Lang Stadium, St. Petersburg, Fla.	3-4
38.	Dudy Noble Field, Starkville, Miss.	2-1
39.	Disney's Wide World of Sports, Lake Buena Vista, Fla.	1-5-1
40.	Knight's Stadium, Fort Mill, S.C.	7-2
41.	Reckling Park, Houston, Tex.	2-0
42.	Frank Foley Field, Athens, Ga.	2-1
43.	Coastal Federal Field, Myrtle Beach, S.C.	4-1
44.	Salem Memorial Stadium, Salem, Va.	8-3
45.	Turner Field, Atlanta, Ga.	4-8
46.	Grayson Stadium, Savannah, Ga.	2-0
47.	Ripken Stadium, Aberdeen, Md.	3-0
48.	Baseball Grounds of Jacksonville, Jacksonville, Fla.	9-6
49.	USA Baseball National Training Complex, Cary, NC	1-2
50.	NewBridge Bank Park, Greensboro, N.C.	9-3
51.	Winthrop Baseball Park, Rock Hill, S.C.	1-1


RADIO/TV ROSTER



#2 Grant Wruble
C/OF // R/R // 6-1 // 184
Junior



#3 Wade Bailey
IF/OF // R/R // 5-9 // 175
Freshman



#4 Zac Ryan
RHP // R/R // 6-1 // 201
Sophomore




#5 Keenan Innis
OF/RHP // L/R // 6-0 // 181
Sophomore



#6 Ryan Peurifoy
OF // R/R // 6-2 // 200
Sophomore



#7 Arden Pabst
C // R/R // 6-1 // 199
Sophomore




#8 Ryan Young
RHP // S/R // 5-10 // 170
Freshman




#9 A.J. Murray
1B/C // R/R // 6-1 // 216
Senior



#10 Brandon Gold
IF/RHP // R/R // 6-3 // 202
Sophomore




#11 Blake Jackson
3B // L/R // 6-2 // 191
Freshman



#13 Thomas Smith
IF // R/R // 6-1 // 181
Senior



#14 Matt Gonzalez
3B/OF // R/R // 5-11 // 195
Junior




#15 Connor Justus
IF // R/R // 5-11 // 195
Sophomore



#16 Coleman Poje
IF/OF // R/R // 6-2 // 212
Junior




#20 Matt Phillips
RHP // R/R // 6-2 // 201
Sophomore




#21 Cole Miller
1B // L/R // 6-4 // 225
R-Sophomore



#22 Trevor Craport
C // R/R // 5-11 // 200
Freshman




#23 Ben Parr
LHP // R/L // 6-3 // 185
Sophomore



#24 Joe Wiseman
RHP // R/R // 6-4 // 245
Junior




#25 Kel Johnson
OF/1B // R/R // 6-4 // 204
Freshman



#26 Matthew Gorst
RHP // R/R // 6-3 // 203
Sophomore



#27 Patrick Wiseman
RHP // L/R // 6-5 // 215
Freshman




#28 Jared Datoc
RHP/UTL // R/R // 5-9 // 196
Freshman



#29 Cory Pope
LHP // R/L // 5-11 // 173
Freshman



#30 Ben Schniederjans
RHP // R/R // 6-2 // 192
Sophomore



#31 Tanner Shelton
LHP // L/L // 6-2 // 237
Sophomore



#32 Cody Worthy
RHP // R/R // 6-3 // 203
Freshman




#35 Daniel Spingola
OF // L/L // 6-1 // 190
Senior



#36 Cole Pitts
RHP // R/R // 6-5 // 237
Senior



#37 Daniel Gooden
LHP // S/R // 6-3 // 221
Freshman



#39 Jonathan King
LHP // L/L // 5-11 // 197
Junior



#41 Devin Stanton
LHP // R/L // 6-0 // 195
R-Senior



#42 Kyle Leach
RHP // R/R // 6-1 // 178
Junior



Danny Hall
Head Coach



Bryan Prince
Assistant Coach



Jason Howell
Assistant Coach



2015 SCHEDULE

■ ■ ■ **ST. JOHN'S** ATLANTA CHALLENGE
FRIDAY, FEB. 13 // 4 P.M.

■ ■ ■ **FORDHAM** ATLANTA CHALLENGE
SATURDAY, FEB. 14 // 2 P.M.

■ ■ ■ **LIBERTY** ATLANTA CHALLENGE
SUNDAY, FEB. 15 // 1 P.M.

■ ■ ■ **at Georgia Southern**
Tuesday, Feb. 17 // 6 p.m.

■ ■ ■ **vs Florida International** Caravelle Resort's
Friday, Feb. 20 // 1 p.m. Baseball at the Beach

■ ■ ■ **vs Albany** Caravelle Resort's
Saturday, Feb. 21 // 11 a.m. Baseball at the Beach

■ ■ ■ **at Coastal Carolina** Caravelle Resort's
Sunday, Feb. 22 // 1 p.m. Baseball at the Beach

■ ■ ■ **at Auburn**
Tuesday, Feb. 24 // 5 p.m.

■ ■ ■ **GEORGIA STATE**
WEDNESDAY, FEB. 25 // 4 P.M.

■ ■ ■ **INDIANA STATE**
FRI./SAT./SUN., FEB. 27-MAR. 1 // 4/2/1 P.M.

■ ■ ■ **OHIO**
TUESDAY, MAR. 3 // 4 P.M.

■ ■ ■ **NOTRE DAME***
FRI./SAT./SUN., MAR. 6-8 // 4/2/1 P.M.

■ ■ ■ **GEORGIA SOUTHERN**
TUESDAY, MAR. 10 // 6 P.M.

■ ■ ■ **at Duke***
Fri./Sat./Sun., Mar. 13-15 // 6/1/1 p.m.

■ ■ ■ **at Kennesaw State**
Tuesday, Mar. 17 // 6 p.m.

■ ■ ■ **NORTH CAROLINA***
FRI./SAT./SUN., MAR. 20-22 // 7/4/1 P.M.

■ ■ ■ **AUBURN**
TUESDAY, MAR. 24 // 6 P.M.

■ ■ ■ **at Louisville**
Fri./Sat./Sun., Mar. 27-29 // 6/1/1 p.m.

■ ■ ■ **at Georgia**
Tuesday, Mar. 31 // 7 p.m.

■ ■ ■ **at Georgia State**
Wednesday, Apr. 1 // 6 p.m.

■ ■ ■ **at Virginia Tech***
Fri./Sat./Sun., Apr. 3-5 // 5:30/2/1 p.m.

■ ■ ■ **MERCER**
TUESDAY, APR. 7 // 6 P.M.

■ ■ ■ **VIRGINIA***
FRI./SAT./SUN., APR. 10-12 // 7/4/1 P.M.

■ ■ ■ **GEORGIA**
TUESDAY, APR. 14 // 7 P.M.

■ ■ ■ **at Boston College***
Fri./Sat./Sun., Apr. 17-19 // 2:30/1:30/1 p.m.

■ ■ ■ **KENNESAW STATE**
TUESDAY, APR. 21 // 6 P.M.

■ ■ ■ **CLEMSON***
FRI./SAT./SUN., APR. 24-26 // 7/1/1 P.M.

■ ■ ■ **PRESBYTERIAN**
SAT./SUN., MAY 2-3 // 1 (DH)/1 P.M.

■ ■ ■ **at Mercer**
Wednesday, May 6 // 6 p.m.

■ ■ ■ **PITTSBURGH***
FRI./SAT./SUN., MAY 8-10 // 7/1/1 P.M.

■ ■ ■ **vs Georgia** TURNER FIELD
Tuesday, May 12 // 7 p.m.

■ ■ ■ **at Miami***
Thur./Fri./Sat., May 14-16 // 7/7/1 p.m.

■ ■ ■ **ACC Tournament**
Tue.-Sun., May 19-24 // Durham, N.C.

* ACC Game
All times listed in Eastern and subject to change



888.TECH.TIX
RAMBLINWRECK.COM
@GTBaseball