



# **WOMEN'S BASKETBALL**

## **2017-18 INFORMATION GUIDE**







# TABLE OF CONTENTS

## INFORMATION

Media Information	1
Quick Facts	2
Communications & PR	2
McCamish Pavilion	3
Infographic MaChelle Joseph	4

## MEET THE TEAM

2017-18 Team Roster	6
Student-Athlete Profiles	7-20
Coaches Profiles	21-26
Administration	27-28

## SEASON IN REVIEW

2016-17 Results	30
Game-by-Game Stats	31
Individual Stats	32
Superlatives	33
Box Scores	34-42

## HISTORY

Year-by-Year Records	44
Year-by-Year Results	45-51
All-time Letterwinners and Coaches	52-53
All-time Series History	54-55
GT vs. the Conferences	56-57
Joseph vs. Opponents	58
Series History	59-68
Rankings History	69-70
ACC Tournament Results	71
Post-season Results	72
Honors and Awards	73-75
#ProJackets	76

## RECORDS

Tech Records	78-81
Individual Records	82-83
Opponent Records	84-85
Career Leaders	86
Records By Class	87
Annual Leaders	88-89
Year-by-Year Stats	90-91
The Last Time	92
1,000 Point Scorers	93-94
NCAA Tournament Record Book	95-100

## MEDIA INFORMATION

Georgia Tech's practices are closed to the public and the media, but the 'Yellow Jackets' players and coaches are available to the media by request before or after practices. The weekly practice schedule varies once the season begins.

- TV stations occasionally will be able to shoot B-roll during practices and all requests should go through Liz Ryan in the Georgia Tech Athletic Communications Office.

- All interview requests should be made through Liz Ryan at least 24 hours in advance. Media are asked not to contact players directly either by phone or email. Players are not available on gamedays until after the game.

## RELEASES/PHOTOS BY EMAIL

All Georgia Tech women's basketball releases, statistics, game notes and media advisories are distributed via email to a list maintained by the athletic communications office. Media wishing to be added to this list should send a request to Liz Ryan (lryan@athletics.gatech.edu). Photographs are available upon request.

## RAMBLINWRECK.COM / SOCIAL MEDIA

- RamblinWreck.com - Georgia Tech's official website is continuously updated with all of Tech's releases, statistics, game notes, biographies and other information. Game notes and bio updates are generally posted at least 24 hours prior to each game, while updated statistics and box scores are posted following each game.

- Twitter (@GTWBB), Instagram (@GTWBB), Facebook - Georgia Tech women's basketball information and updates will also be posted to the team's Twitter, Instagram and Facebook pages, along with photos and behind-the-scenes activities.

- The Good Word (formerly Sting Daily) - Feature stories and other news on Yellow Jacket women's basketball, along with all other Georgia Tech sports, can also be found in Tech's newsletter that is distributed twice a week. Subscriptions are free.

## MEDIA CREDENTIALS FOR HOME GAMES

- Media credentials are issued to accredited members of the working media only. Working space is limited, and children, spouses and other non-workers will not be granted credentials or access to media areas.

- Media seating and workspace at McCamish Pavilion is in the upper level, section 211, and the media entrance to the arena is through the west entrance off of Fowler Street. Media will call is located at the ticket booth by the west entrance.

- Requests for credentials should be made in writing via email at least 24 hours in advance of each game to Liz Ryan. Credentials will not be mailed. They can be picked up the night of the game at the media entrance.

- Photo credentials are granted to still photographers and videographers on assignment for a media agency only. Admission to courtside is by FLOOR or PHOTO pass only, and photographer positions are at the discretion of the basketball game officials and the media relations staff.

## DIRECTIONS TO McCAMISH PAVILION AND THE ZELNAK CENTER

- Going South on I-75: Take exit 250 (16th/14th/10th Streets) and follow through light at 14th Street. Stay to the right and follow to 10th Street, where McCamish Pavilion is straight ahead. Turn right to access the parking areas other than the main lot.

- Going South on I-85: Take exit 84 (17th/14th/10th Streets). You will stay to the left immediately upon exiting the interstate, but will need to move to the right after 16th Street. Follow until you reach 10th Street where McCamish Pavilion will be in front of you. Take a right on 10th Street and an immediate left on Fowler Street and access the main arena parking lot off of 8th Street.

- Going North on I-75/85: Take the 10th Street exit (250). Turn left on 10th Street and after you cross the bridge, McCamish Pavilion will be on your left. Just past the arena, turn left at Fowler Street (first traffic light). Take first left at 8th Street and follow to main arena parking lot.



## GEORGIA TECH ATHLETIC ASSOCIATION

150 Bobby Dodd Way NW  
Atlanta, GA 30332  
404-894-5400  
[www.RamblinWreck.com](http://www.RamblinWreck.com)  
Twitter: @GTathletics  
Facebook: GTathletics  
Instagram: @GTathletics  
YouTube: RamblinWreckTube

### CREDITS

#### EDITORS

Mike Flynn, Kevin Davis, Mike Stamus,  
Liz Ryan, Alex Keator

#### COVER DESIGN

Tyler Wheeler

#### PHOTOGRAPHY

Danny Karnik, Mollie McClure,  
in addition to numerous other photographers  
who have contributed to Georgia Tech athletics  
archives over the years

#### PRINTING

Bennett Graphics

© 2017, Georgia Tech Athletic Association



## 2017-18 QUICK FACTS

### GENERAL

Full Name.....Georgia Institute of Technology  
Location.....Atlanta, Ga.  
Founded.....1885  
Enrollment.....25,000  
Nicknames.....Ramblin' Wreck, Yellow Jackets  
Colors.....Old Gold and White  
Arena (Cap.).....McCamish Pavilion (8,600)  
President.....Dr. G.P. "Bud" Peterson  
Athletics Director.....Todd Stansbury  
Faculty Ath. Representative.....Dr. Charles L. Isbell, Jr.  
Sport Administrator.....Mark Rountree

### COACHES AND STAFF

Head Coach (Year).....MaChelle Joseph (15th)  
Twitter.....@GT\_Coach\_Jo  
Career Record.....274-177 (.608)  
Record at Tech.....Same  
Alma Mater.....Purdue, 1992  
Assistant Head Coach.....Rob Norris  
Assistant Coaches.....Kevin Morrison, Jonneshia Pineda  
Director of WBB Ops.....Metra Walhour

### TEAM INFORMATION

2016-17 Overall Record.....22-15  
2016-17 ACC Record.....5-11  
2016-17 Home Record.....16-5  
2016-17 Road Record.....3-8  
2016-17 Neutral Record.....3-2

Letterwinners R/L.....9/4  
Starters R/L.....4/1  
Newcomers.....5

### HISTORY

First Year.....1974-75 (44th season)  
Overall Record.....649-604 (.518)  
ACC Record.....195-344 (.362)  
ACC Tournament Record.....17-38  
Postseason Record.....19-23 (NCAA, WNIT & AIAW)  
NCAA Appearances/Last.....9, 2014  
NCAA Tournament Record.....5-9  
WNIT Record.....12-6  
All-Time Home Record.....344-206  
All-Time Road Record.....162-265  
All-Time Neutral Record.....74-75

## GEORGIA TECH ATHLETICS COMMUNICATIONS AND PUBLIC RELATIONS



### MIKE FLYNN

Assistant A.D.  
Communications and Public Relations  
E: mflynn@athletics.gatech.edu



### KEVIN DAVIS

Assistant Director  
Communications and Public Relations  
E: kdavis@athletics.gatech.edu



### MIKE STAMUS

Associate Director  
Communications and Public Relations  
E: mstamus@athletics.gatech.edu



### LIZ RYAN

Assistant Director  
Communications and Public Relations  
**WOMEN'S BASKETBALL CONTACT**  
O: (404) 894-5445  
M: (404) 431-9619  
E: lryan@athletics.gatech.edu



### ALEX KEATOR

Assistant  
Communications and Public Relations  
E: akeator@athletics.gatech.edu



### ANDREW CLAUSEN

Postgraduate Intern  
Communications & Public Relations  
E: aclausen@athletics.gatech.edu



# MCCAMISH PAVILION



McCamish Pavilion (8,600)

## MCCAMISH PAVILION HIGHLIGHTS

- Groundbreaking: May 5, 2011
- Opening: October, 2012
- Capacity: 8,600
- Club seating
- Center-hung scoreboard
- Primarily chairback seating
- Grand entrance (10th & Fowler)
- Alexander Memorial Courtyard (on Fowler Street)
- Theatrical lighting
- 2,500 cubic yards of concrete removed
- 3,000 cubic yards of concrete installed
- 500 tons of new steel installed
- Over 1 mile of new railing installed
- 20,000 gallons of paint
- 2,000 feet of new mechanical piping
- 2,500 feet of new ductwork
- \$4M in new audio-visual and scoreboards
- 50 TV's throughout the concourse and Callaway Club
- Farthest distance material has traveled to get on site: 4,835 miles
- Shortest distance material has traveled to get on site: 1 mile
- Number of Tech alumni involved in the project: Over 100
- Number of days construction took: 520
- Number of 1950's old style Coke bottles found while installing the underground foundations: 11
- Number of new staircases: 13
- Number of new sports lights for the competition floor: Over 300
- 270-degree court view from concourse

## WOMEN'S BASKETBALL IN MCCAMISH

### HISTORY

**Record in McCamish Pavilion (5 seasons):** 58-28 (.674)

**First Game in McCamish Pavilion:** L, 54-71 vs. #20/16 Tennessee, Nov. 11, 2012

**Most Points Scored in McCamish Pavilion:** 105 vs. Morgan State, Nov. 16, 2014

**Largest Home Crowd in McCamish Pavilion:** 5,517 vs. #20/16 Tennessee, Nov. 11, 2012

### LARGEST HOME CROWDS

*Includes both Alexander Memorial Coliseum and McCamish Pavilion*

1.	11/21/10	#1/1 UConn	L, 71-51	7,325
2.	2/8/95	#11/11 UNC	L, 84-62	6,621
3.	12/5/08	Georgia	W, 57-42	6,212
4.	2/7/99	#9/11 Duke	L, 74-73	6,058
5.	<b>11/11/12</b>	<b>#20/16 Tenn.</b>	<b>L, 54-71</b>	<b>5,517</b>
6.	1/23/93	#10 Virginia	L, 107-81	4,158
7.	2/21/93	Wake Forest	W, 85-72	4,136
8.	2/16/03	Virginia	L, 56-54	4,044
9.	1/26/02	Clemson	W, 83-78	3,965
10.	12/13/09	MVSU	W, 89-41	3,864
11.	1/20/96	#7/7 Virginia	L, 79-58	3,849
12.	1/8/04	#1/2 Duke	L, 45-77	3,833
13.	2/11/96	Wake Forest	W, 75-65	3,827
14.	2/18/99	#17/17 Virginia	L, 73-86	3,812
15.	1/13/03	#1/1 Duke	L, 59-79	3,592
16.	1/9/00	#14/10 Duke	L, 45-64	3,512
17.	2/27/94	Duke	W, 64-56	3,385
18.	2/10/08	#3/3 UNC	L, 61-75	3,257

**Bold** = McCamish Pavilion



Located right on campus in the heart of Midtown Atlanta



**HEAD COACH MACHELLE JOSEPH****274-177** career record*The all-time winningest coach in Georgia Tech History***61%** career winning percentage*Highest in Georgia Tech history***19** All-ACC selections**4** All-ACC First Team members**14** wins against top-25 teams**4** wins against top-10 teams**10** postseason appearances*2007, 2008, 2009, 2010, 2011, 2012, 2014, 2015, 2016, 2017***9** seasons with 20+ wins*2006-07, 2007-08, 2008-09, 2009-10, 2010-11, 2011-12, 2013-14, 2015-16, 2016-17***9** All-ACC academic selections**7** Georgia College Players of the Year**7** NCAA appearances*2007, 2008, 2009, 2010, 2011, 2012, 2014***6** WNBA draft picks**2** first round picks**2** Georgia College Coach of the Year

Tyaunna Marshall became GT's all-time leading scorer under Joseph



Joseph led the Jackets to its first ever Sweet 16 in 2012



Joseph was inducted into the Indiana Basketball Hall of Fame on April 25, 2014





## ***STUDENT-ATHLETES & STAFF***

<b>2016-17 Roster</b>	<b>6</b>
<b>Student-Athlete Profiles</b>	<b>7-20</b>
<b>Coaches Profiles</b>	<b>21-26</b>
<b>Administration</b>	<b>27-28</b>



# 2017-18 ROSTER

## Numerical

No.	Name	YR	HT	POS	Hometown	High School/Last School
0	Imani Tilford	Sr.	5-5	PG	Greenburgh, N.Y.	Woodlands HS
1	Kaylan Pugh	Jr.	5-9	G	Memphis, Tenn.	St. Mary's Episcopal School
3	Taja Cummings	Fr.	5-6	G	Alpharetta, Ga.	St. Francis
4	Anne Francoise Diouf	So.	6-4	F	Dakar, Senegal	IMG Academy
5	Dajjah Jefferson	Fr.	6-2	F	Hopewell, Va.	Hopewell
11	Elo Edeferioka	R-Sr.	6-2	F	Warri, Nigeria	Life Center Academy/Hofstra
12	Breanna Brown	GS	6-3	F	Oakland, Calif.	Bishop O'Dowd/Oklahoma State
13	Lorela Cubaj	Fr.	6-4	F	Terni, Italy	Istituto Paritario G. Parini
21	Zaire O'Neil	Sr.	5-11	F	Newark, N.J.	Malcolm X Shabazz
24	Chanin Scott	So.	6-0	G	Charlotte, N.C.	Myers Park
33	Francesca Pan	So.	6-1	G	Bassno del Grappa, Italy	Istituto G. Parini Mestre
41	Kierra Fletcher	Fr.	5-9	G	Warren, Mich.	Warren Cousino
44	Martine Fortune	Jr.	6-3	F	Philadelphia, Pa.	The Shipley School
55	Antonia Peresson	Sr.	5-9	G	Pordenone, Italy	Liceo Stefanini Yenezia

## Alphabetical

No.	Name	YR	HT	POS	Hometown	High School/Last School
12	Breanna Brown	GS	6-3	F	Oakland, Calif.	Bishop O'Dowd/Oklahoma State
13	Lorela Cubaj	Fr.	6-4	F	Terni, Italy	Istituto Paritario G. Parini
3	Taja Cummings	Fr.	5-6	G	Alpharetta, Ga.	St. Francis
4	Anne Francoise Diouf	So.	6-4	F	Dakar, Senegal	IMG Academy
11	Elo Edeferioka	R-Sr.	6-3	F	Warri, Nigeria	Life Center Academy/Hofstra
41	Kierra Fletcher	Fr.	5-9	G	Warren, Mich.	Warren Cousino
44	Martine Fortune	Jr.	6-3	F	Philadelphia, Pa.	The Shipley School
5	Dajjah Jefferson	Fr.	6-2	F	Hopewell, Va.	Hopewell
21	Zaire O'Neil	Sr.	5-11	F	Newark, N.J.	Malcolm X Shabazz
33	Francesca Pan	So.	6-1	G	Bassno del Grappa, Italy	Istituto G. Parini Mestre
55	Antonia Peresson	Sr.	5-9	G	Pordenone, Italy	Liceo Stefanini Yenezia
1	Kaylan Pugh	Jr.	5-9	G	Memphis, Tenn.	St. Mary's Episcopal School
24	Chanin Scott	So.	6-0	G	Charlotte, N.C.	Myers Park
0	Imani Tilford	Sr.	5-5	PG	Greenburgh, N.Y.	Woodlands HS

**Head Coach:** MaChelle Joseph (Purdue, 1992), 15th season

**Assistant Head Coach:** Rob Norris (Indiana University of Pennsylvania, 1999), 3rd season

**Assistant Coach:** Kevin Morrison (California State Polytechnic University, 1994), 3rd season

**Assistant Coach:** Jonneshia Pineda (Georgia Southwestern State University, 2011), 1st season

**Director of Operations:** Metra Walthour (Georgia Tech, 2012)

**Assistant Director of Operations:** Brittni Oliver

**Athletic Trainer:** Rachel Matthews

**Director of Olympic Sports Player Development:** Scott McDonald

## STUDENT-ATHLETE PROFILES



## ELO EDEFERIOKA #11

R-Sr. • 6'3"

Forward

Warri, Nigeria

Life Center Academy/Hofstra

## AWARDS

&gt;&gt; 2016-17 ACC Academic Honor Roll

## BIO

**2016-17 (Redshirt Junior):** Started 36 games of the 2016-17 season and seen action in all 37 ... Led team in rebounding, pulling down 6.0 boards per game ... Led team in blocks, posting 32 on the season ... Shot 70.1 percent (61-87) from the free throw line ... Recorded a team-best five double-doubles ... Closed the season recording three straight double-doubles ... Capped the season pulling down a career-high 17 rebounds in the WNIT title game against Michigan (4/1) ... Finished the game with 11 points, five blocks and two assists ... Posted second straight double-double game with 11 points and 16 rebounds against WSU (3/29) in WNIT semifinals ... Led Jackets with double-double of 16 points and 11 rebounds in Tech's WNIT win over Alabama (3/26) ... Hit first career three-pointer at Tech against the Crimson Tide ... Tied career-high of 17 points against Clemson (2/23) going 5-for-9 from the field and 7-for-7 at the free throw line ... Secured 11 rebounds at UNC (2/16) ... Set career-high in scoring with 17 points against Princeton (12/29) and recorded second double-double against the Tigers with 10 rebounds ... Also recorded three blocks against Princeton ... Chipped in 10 points and nine rebounds in win at Middle Tennessee State (12/22) ... Recorded first double-double against App State (12/11) with 11 points and 10 rebounds ... Pulled down seven rebounds three times, against Alabama State (11/13), at Kennesaw State (11/16) and against Mercer (12/7) ... Recorded first double-figure scoring game against Alabama State with 16 points ... Finished the season with 10

double-figure scoring games and six double-figure rebounding games.

**2015-16 (Junior):** Sat out 2015-16 season to satisfy NCAA transfer rules.

**2013-15 (Hofstra):** Played both her freshman and sophomore seasons at Hofstra ... As a sophomore, Edeferioka started 32 out of 33 games, averaging 9.2 points per game, 8.7 rebounds per game and 25.6 minutes per game ... Averaged 1.0 blocks per game and led the Pride with 32 total blocks ... Had 13 double-figure scoring games last season, including a 22-point outing against Central Connecticut ... Also against Central Connecticut, grabbed 13 rebounds for her first of eight double-doubles of the season ... Aided Hofstra to a 20-13 overall record, an 11-7 CAA record and an appearance in the first round of the WNIT in 2014-15 ... As a freshman, averaged 6.3 points and 7.4 rebounds and played in all 29 games, making 22 starts ... Named to the All-Colonial Athletic Association Rookie Team in 2014 and garnered CAA Rookie of the Week honors on March 3 ... Finished fourth in the CAA for offensive rebounds with an average of three per game and eighth in blocks with a 0.9 per-game average ... Her total rebounds put her at eighth in the conference ... Recorded three double-doubles during her freshman campaign and shot 44.1 percent from the field ... Also brings international experience to the Jackets, having played for the Nigerian national team in the 2011 FIBA U19 World Championship

**Prep:** Attended the Life Center Academy in Burlington, New Jersey for high school ... As a senior, averaged 9.0 points per game, 11.1 rebounds per game and 3.0 blocks per game ... Was named the MVP of the 2013 ISAA Tournament while leading the Life Center Academy to a 28-3 record overall and a No. 1 ranking for prep schools in the state by the Star-Ledger ... Won the NACA national championship after defeating New Hope Christian ... Was named to the Star-Ledger's third-team all-prep team as a senior.

**Personal:** Played with the Nigerian national team in the 2015 Afrobasket, finishing in third place which secured Nigeria a spot in the Olympic Qualifying Tournament in 2016.



## CAREER STATS

	Total							3-Point				F-Throw			Rebounds											
Year	GP	GS	Min	Avg	FG	FGA	Pct	FG	FGA	Pct	FT	FTA	Pct	Off	Def	Tot	Avg	PF	FO	Ast	TO	Blk	Stl	Pts	Avg	
2016-17	37	36	811	21.9	92	215	.428	1	2	.500	61	87	.701	97	124	221	6.0	96	2	19	68	32	23	246	6.6	
TOTAL	37	36	811	21.9	92	215	.428	1	2	.500	61	87	.701	97	124	221	6.0	96	2	19	68	32	23	246	6.6	

## ACC STATS

	Total							3-Point				F-Throw		Rebounds											
Year	GP	GS	Min	Avg	FG	FGA	Pct	FG	FGA	Pct	FT	FTA	Pct	Off	Def	Tot	Avg	PF	FO	Ast	TO	Blk	Stl	Pts	Avg
2016-17	16	15	336	21.0	35	89	.393	0	0	.000	27	32	.844	43	36	79	4.9	43	0	3	27	8	13	97	6.1
TOTAL	16	15	336	21.0	35	89	.393	0	0	.000	27	32	.844	43	36	79	4.9	43	0	3	27	8	13	97	6.1

## CAREER STATS (AT HOFSTRA)

Year	GP	GS	Min	Avg	Total			3-Point			F-Throw					Rebounds				Ast	TO	Blk	Stl	Pts	Avg
					FG	FGA	Pct	FG	FGA	Pct	FT	FTA	Pct	Off	Def	Tot	Avg	PF	FO						
2012-13	29	22	578	19.9	64	145	.441	-	-	-	54	85	.635	-	-	214	7.4	67	1	27	54	25	9	182	6.3
2013-14	33	32	844	25.6	120	253	.474	-	-	-	62	100	.620	-	-	286	8.7	76	0	32	87	32	15	302	9.2
TOTAL	62	54	1422	22.9	184	398	.462	0	0	.000	116	185	.627	-	-	500	8.1	143	1	59	141	57	24	484	7.8



## STUDENT-ATHLETE PROFILES

**ZAIRE O'NEIL****#21****Sr. • 5'11"****Forward****Newark, N.J.****Malcolm X Shabazz****AWARDS**>> *Georgia Tech Holiday Tournament All-Tournament Team (2014)***BIO**

**2016-17 (Junior):** Saw action in all 37 games this season, starting in 26 ... ACC Player of the Week Jan. 6 ... #ncaaW Starting Five pick week of Jan. 8 ... Led team in scoring, averaging 12.9 points per game ... Efficient shooter, connecting on 50.0 percent (187-370) from the field ... Finished second on the team in rebounding, averaging 5.7 rebounds per game ... Scored in double-figures 24 times, including seven games of 20-plus points ... Recorded three double-doubles on the season ... Capped the season with a 21-point performance against Michigan (4/1) in the title game of the WNIT ... Posted double-double against WSU (3/29) of 20 pts and 16 rebounds to advance the Jackets to the WNIT title game ... Contributed 15 points in Tech's WNIT win over Alabama (3/26) to clinch a spot in the semifinals ... Added 14 points against MTSU (3/23) in the WNIT, all scored in the second half ... Posted 12 points in both games of the ACC Tournament ... Scored 14 points against Pittsburgh (2/19) ... Contributed 16 points at North Carolina (2/16) ... Had streak of scoring 20-plus points in three games straight ... Set new career-high in second straight game, pouring in 28 points against NC State (2/9) on 10-of-16 shooting ... Tied career-high at the free throw line, going 8-of-10 against the Wolfpack ... Posted 25 points against Virginia Tech (2/5) on 9-of-16 shooting for second straight game with 20+ points ... Matched then-career-high of 24 points at Virginia (2/2) going 12-of-20 from the field ... Notched first double-double of the season with career-high 14 rebounds against the Cavaliers ... Pitched in a team-high 19 points at Clemson (1/29) ... Contributed 12 points against No. 6 Florida State (1/26) ... Scored 22 points at Wake Forest (1/22) on 11-of-14 shooting ... Had second straight game in double-figures scoring 13 points against No. 24 Syracuse (1/15) ...

Had second straight game in double-figures scoring 13 points against No. 24 Syracuse (1/15) ... Posted 12 points and eight rebounds in win at Boston College (1/12).

**2015-16 (Sophomore):** Played in 24 games, making one start ... Averaged 6.6 points, 3.0 rebounds and 1.4 assists in 14.2 minutes ... Missed first nine games recovering from knee injury that sidelined her toward end of 2014-15 season ... Scored in double figures four times ... Made season debut vs. Samford (Dec. 13) ... Scored six points in eight minutes ... Chipped in 14 points on 6-of-10 shooting with five boards in 10 minutes vs. North Carolina (Jan. 14) ... Added 13 points on 5-of-9 shooting in season-high 24 minutes at Clemson (Jan. 24) ... Pulled down season-high six rebounds twice - at Virginia Tech (Feb. 4) and at Pitt (Feb. 25) ... Added 12 points in 19 minutes vs. Clemson (Feb. 14) ... Scored season-high 16 points with six rebounds in 19 minutes at Pitt (Feb. 25) ... Scored five points in each of Tech's two WNIT games vs. Mercer (March 17) and Tulane (March 21).

**2014-15 (Freshman):** Played in 31 games, starting 21 ... Averaged 11.3 points per game, 5.8 rebounds per game and 1.6 assists per game ... Led the team with 36 blocks, averaging 1.2 blocks per game, which was 12th in the ACC ... Her 11.3 points per game finished 29th in the league ... Averaged 3.2 offensive rebounds per game, which was eighth in the ACC ... Averaged 10.9 points per game and 6.1 rebounds per game during conference games ... Missed the two WNIT games because of a torn ACL ... Scored in double figures in 22 games ... Recorded five double-doubles ... Scored in double figures in 11 conference games ... Scored at least 20 points in three games ... Had a double figure scoring streak that spanned from at Notre Dame (1/22) to vs. Notre Dame (2/19) and included eight games ... Had 10 games with at least three assists ... Recorded her first career double-double, leading the Yellow Jackets in both points, 24, and rebounds, 13, vs. Central Arkansas (12/14) ... Scored 20 points vs. LA Tech (12/30) ... Scored 15 points, had two blocks at Boston College (1/8) and scored the game-winning layup with 1:08 left ... Recorded her second career double-double with 16 points and 11 rebounds at Virginia (1/25) ... Had a double-double vs. Virginia Tech (2/1) with 15 points and 10 rebounds ... Had five blocks vs. Syracuse (2/8) while scoring 10 points ... Notched fourth double-double (17 pts., 11 reb.) while recording a career-high six blocks vs. NC State (2/12) ... Led Tech at Miami (2/15) with 13 points and had five blocks ... Led Tech with 20 points and six rebounds vs. #4 Notre Dame (2/19) ... At the ACC Tournament, scored 10 points vs. Clemson (3/4) and recorded a double-double vs. North Carolina (3/5) with a team-high 14 points and 10 rebounds.



**Prep:** Was ranked as the #12 recruit in ELITE Prospect's top 100 players for the class of 2014 and the #5 forward in the country ... Tabbed as the 10th best forward in the nation by ESPN Hoopgurlz and has been ranked as the 39th overall ... Earned five-stars and a scout's grade of 97 from the web site as well ... Checked in at #49 by the Blue Star Basketball Report ... Helped Shabazz win its second consecutive NJSIAA/ShopRite Tournament of Champions title by scoring a team-high 28 points, grabbing 11 rebounds and recording four blocked shots in 2014 ... Was ranked #1 in New Jersey in the Star-Ledger Top 20 and #4 team in the nation by the USA Today Super 25 rankings ... Had 19 points and eight rebounds in the NJSIAA/ShopRite Group 1 tournament final, helping Shabazz win its seventh straight group title ... Won the Essex County Title, SEC Conference and state title all four years of high school with Shabazz ... As a senior, named the MVP of the Mecca Tournament and was honored on the All-Tournament team of the West Coast Jamboree and the Essex County tournament ... Finished her career at Shabazz with more than 1,600 career points, 1,000 career rebounds, 250 blocks and 200 assists ... As a junior, averaged 14.6 points, 9.5 rebounds and 2.2 blocks per game as a junior for the Bulldogs and led them to a 33-1 record ... Had a large part in helping Shabazz win the NJSIAA Group Two State Title and aided the squad to a Tournament of Champions title ... Shabazz finished the 2012-13 season at No. 1 in the Top 15 power rankings and ranked as the preseason #2 team ... As a junior, named a First Team- All-MSG Varsity New Jersey selection and was honored as the Essex City Player of the Year for 2013 ... As a sophomore and a junior, was an All-State selection ... Also named All-County in 2012 and the Freshman of the Year in 2011 ... As a sophomore, she was a Second Team All-MSG Varsity New Jersey selection.

**Personal:** Born December 13, 1995 in Newark, N.J. ... Daughter of Toinette and the late Joseph O'Neil ... Mother, Toinette O'Neil, played basketball at Montclair State and Norfolk State (1985-86) ... Father, Joseph O'Neil, played basketball at St. Francis (1983-87) and played overseas in Barcelona ... Her brother, Calvin O'Neil, played basketball at MTSU (2006-10) and in Iceland ... Her brother Zakee Boyd played for Wright State (2005-09) and in Puerto Rico and her brother Carl "CJ" O'Neil played at the Berkley College (NJ) from 2010-14 ... Also played tennis and threw the shot put and discus on the track and field team at Shabazz for all four years ... Won the City Tennis Championship in 2012 and was a Group Two State Finalist in the Discus in 2012 ... The president of her senior class, a member of the National Honor Society and was on the Honor Roll every year ... Chose Georgia Tech because of academics, athletics, and the family atmosphere ... Lists her most memorable athletic accomplishment as winning back-to-back Tournament of Champions titles.



#### CAREER STATS

Year	GP	GS	Min	Avg	Total			3-Point			F-Throw			Off	Def	Rebounds		PF	FO	Ast	TO	Blk	Stl	Pts	Avg
					FG	FGA	Pct	FG	FGA	Pct	FT	FTA	Pct			Tot	Avg								
2014-15	31	21	721	23.3	141	289	.488	0	2	.000	68	116	.586	99	81	180	5.8	106	6	49	100	36	23	350	11.3
2015-16	24	1	341	14.2	61	135	.452	0	0	.000	37	66	.561	33	38	71	3.0	71	5	34	45	12	19	159	6.6
2016-17	37	26	890	24.1	187	370	.505	0	2	.000	105	177	.593	109	103	212	5.7	131	10	62	102	20	27	479	12.9
<b>TOTAL</b>	<b>92</b>	<b>48</b>	<b>1952</b>	<b>21.2</b>	<b>389</b>	<b>794</b>	<b>.490</b>	<b>0</b>	<b>4</b>	<b>.000</b>	<b>210</b>	<b>359</b>	<b>.585</b>	<b>241</b>	<b>222</b>	<b>463</b>	<b>5.0</b>	<b>308</b>	<b>21</b>	<b>145</b>	<b>247</b>	<b>68</b>	<b>69</b>	<b>988</b>	<b>10.7</b>

#### ACC STATS

Year	GP	GS	Min	Avg	Total			3-Point			F-Throw			Off	Def	Rebounds		PF	FO	Ast	TO	Blk	Stl	Pts	Avg
					FG	FGA	Pct	FG	FGA	Pct	FT	FTA	Pct			Tot	Avg								
2014-15	16	15	415	25.9	69	160	.431	0	0	.000	37	62	.597	53	45	98	6.1	58	2	29	53	30	12	175	10.9
2015-16	16	1	245	15.3	45	105	.429	0	0	.000	29	51	.569	27	26	53	3.3	48	3	24	30	8	13	119	7.4
2016-17	16	13	443	27.7	93	195	.477	0	0	.000	45	78	.577	58	50	108	6.8	62	5	24	50	4	15	231	14.4
<b>TOTAL</b>	<b>48</b>	<b>29</b>	<b>1103</b>	<b>23.0</b>	<b>207</b>	<b>460</b>	<b>.450</b>	<b>0</b>	<b>0</b>	<b>.000</b>	<b>111</b>	<b>191</b>	<b>.581</b>	<b>138</b>	<b>121</b>	<b>259</b>	<b>5.4</b>	<b>168</b>	<b>10</b>	<b>77</b>	<b>133</b>	<b>42</b>	<b>40</b>	<b>525</b>	<b>10.9</b>



## STUDENT-ATHLETE PROFILES



## ANTONIA PERESSON #55

Sr. • 5'9"

Guard

Pordenone, Italy

Liceo Stefanini Yenezia

## AWARDS

&gt;&gt; 2016-17 ACC Academic Honor Roll

&gt;&gt; 2015-16 ACC Academic Honor Roll

&gt;&gt; 2014-15 ACC Academic Honor Roll

## BIO

**2016-17 (Junior):** Started 11 games of the 2016-17 season, seeing action in all 37 ... Led team from three-point range, hitting 69 ... Contributed 12 points in Tech's win over Alabama (3/26) in the quarterfinals of the WNIT ... Added 13 points and four assists at North Carolina (2/16) hitting four treys ... Contributed 17 points against Virginia Tech (2/5) on 5-of-8 shooting from three-point range to match her season-high on treys ... Pulled down seven career-high seven rebounds against the Hokies ... Put up 12 points on four treys at Boston College (1/12) ... Added 15 points against App State (12/11), going 5-of-10 from three-point range ... Dished out five assists and four steals against Mercer (12/7) ... Contributed season-high 18 points against Georgia State (12/3), hitting five three-pointers ... Added 10 points against Michigan (12/1) in the ACC/Big Ten Challenge ... Swiped four steals against Alabama State (11/13) ... Opened the season with 10 points and six rebounds against Samford (11/11).

**2015-16 (Sophomore):** Played in 32 games, making 11 starts ... Averaged 7.2 points and 1.4 assists in 21.3 minutes ... Scored 13 points with four rebounds, three

assists and three steals in 29 minutes vs. Loyola Chicago (Nov. 13) ... Had season-high six assists vs. St. Francis Brooklyn (Nov. 15) ... Chipped in 11 points in 16 minutes vs. High Point (Nov. 27) ... Added 12 points with three assists in 20 minutes vs. USC Upstate (Dec. 5) ... Scored 17 points on 5-of-10 shooting from 3-point range vs. Alabama (Dec. 18) ... Had 11 points at Syracuse (Feb. 7) ... Hit 4-of-6 3-points en route to 12 points vs. Clemson (Feb. 14) ... Scored career-high 20 points on 6-of-13 shooting from downtown with five rebounds in upset road win at Duke (Feb. 21) ... Scored 12 points vs. Wake Forest (Feb. 28) ... Had 11 points vs. Wake Forest (March 3) in ACC Tournament.

**2014-15 (Freshman):** Played in 32 games, starting 22 ... Averaged 3.9 points per game, 1.9 rebounds per game and 2.0 assists per game ... Shot 30.2 percent from behind the 3-point line (32-for-106) ... Her 50-foot halfcourt buzzer beater at halftime against UNC at the ACC Tournament made the top five play on Sports Center's Top 10 Plays ... Handed out at least three assists on 10 different occasions ... Dished out eight assists while scoring eight points, including two three-pointers, in her first collegiate game at Loyola (11/14) ... Scored five points, handed out five assists and had three steals vs. Grambling State (11/25) ... Scored eight points, including two 3-pointers, and had three assists vs. Central Arkansas (12/14) ... Scored eight points, including two 3-pointers, and handed out six assists at North Carolina (1/11) ... Scored a career-high 17 points and made five 3-pointers vs. Virginia Tech (2/1) ... Scored six points and grabbed four rebounds at Clemson (2/22) ... Scored six points and had three assists in the upset of No. 16 Duke (2/26) ... Scored eight points and two assists at Wake Forest (2/28) ... Scored nine points off of three 3-pointers and dished out five assists vs. Clemson (3/4) at the ACC Tournament.

**Prep:** Checked in as the #15 point guard in the Collegiate Girls Basketball Report and the #81 overall recruit ... Won a bronze medal during the 2014 U20 European Championship with Italy ... Averaged 3.0 points per game and 0.5 rebounds per game for Italy in eight games helping the team to a 6-3 record and a bronze medal ...





During the 2013 U18 European Championship, averaged 7.4 points per game and 3.6 rebounds per game for Italy ... Averaged 1.3 steals per game and shot 37.5 percent from the field ... Against Spain, scored a tournament-high 12 points ... Won the Italian U19 Championships in 2013 with Reyer Venezia and took second place in the championships in 2011, 2012 and 2014 ... A member of Team Italy during the FIBA U17 World Championship in 2012 ... Averaged 6.2 points per game, 2.4 rebounds per game and 1.4 assists per game during the championships ... Against Canada in the championships, scored 18 points, including two 3-pointers, while recording three rebounds ... Against Mali, scored 12 points, had seven assists and three rebounds ... Named All-Italy Best Quintett in 2009, 2010 and 2012 ... Finished in sixth place in the world championships in China in both 2010-11 ... In 2009, won the Italian championships with Liceo Leopardi Majorana and took second place in the U15 Italian Championships with Sistema Rosa Pordenone.

accomplishment as winning the U19 Italian championships in 2013 with Reyer Venezia Team ... Has diplomas in the piano and cello from the Academy of Music ... Was a regional tennis champion from 2007-09.

**Personal:** Born September 8, 1995 in Pordenone, Italy ... Parents are Giovanni Batista Peresson and Caterina Piccinato ... Has an older brother, Nicolo ... Is right handed ... Chose Georgia Tech because of its prestigious academics, to have an opportunity to get an international degree and to improve her basketball skills in one of the most competitive conferences in the world ... Lists her most memorable athletic



#### CAREER STATS

Year	GP	GS	Min	Avg	Total			3-Point			FT	F-Throw		Off	Def	Rebounds		PF	FO	Ast	TO	Blk	Stl	Pts	Avg
					FG	FGA	Pct	FG	FGA	Pct		FTA	Pct			Tot	Avg								
2014-15	32	22	734	22.9	37	127	.291	32	106	.302	19	24	.792	5	57	62	1.9	49	0	63	48	0	28	125	3.9
2015-16	32	11	680	21.3	76	211	.360	64	185	.346	13	16	.813	17	38	55	1.7	43	0	44	30	0	22	229	7.2
2016-17	37	11	785	21.2	78	219	.356	69	193	.358	19	27	.704	9	56	65	1.8	44	0	42	27	0	34	244	6.6
<b>TOTAL</b>	<b>101</b>	<b>44</b>	<b>2199</b>	<b>21.8</b>	<b>191</b>	<b>557</b>	<b>.343</b>	<b>165</b>	<b>484</b>	<b>.341</b>	<b>51</b>	<b>67</b>	<b>.761</b>	<b>31</b>	<b>151</b>	<b>182</b>	<b>1.8</b>	<b>136</b>	<b>0</b>	<b>149</b>	<b>105</b>	<b>0</b>	<b>84</b>	<b>598</b>	<b>5.9</b>

#### ACC STATS

Year	GP	GS	Min	Avg	Total			3-Point			FT	F-Throw		Off	Def	Rebounds		PF	FO	Ast	TO	Blk	Stl	Pts	Avg
					FG	FGA	Pct	FG	FGA	Pct		FTA	Pct			Tot	Avg								
2014-15	16	10	316	19.8	18	64	.281	15	55	.273	12	13	.923	0	23	23	1.4	21	0	24	22	0	8	63	3.9
2015-16	16	7	347	21.7	39	98	.398	31	84	.369	7	9	.778	7	19	26	1.6	28	0	16	20	0	9	116	7.3
2016-17	16	2	312	19.5	25	86	.291	22	72	.306	7	9	.778	2	25	27	1.7	18	0	14	14	0	14	79	4.9
<b>TOTAL</b>	<b>48</b>	<b>19</b>	<b>975</b>	<b>20.3</b>	<b>82</b>	<b>248</b>	<b>.331</b>	<b>68</b>	<b>211</b>	<b>.322</b>	<b>26</b>	<b>31</b>	<b>.839</b>	<b>9</b>	<b>67</b>	<b>76</b>	<b>1.6</b>	<b>67</b>	<b>0</b>	<b>54</b>	<b>56</b>	<b>0</b>	<b>31</b>	<b>258</b>	<b>5.4</b>



## STUDENT-ATHLETE PROFILES



## IMANI TILFORD #0

**Sr. • 5'5"**  
**Point Guard**  
**Greenburgh, N.Y.**  
**Woodlands High School**

## BIO

**2016-17 (Junior):** Played in all 37 contests, starting 28 ... Fourth on the team in scoring averaging 9.4 points per game ... Led the team in assists (119) and steals (92) ... Dished out 3.2 assists per game and 2.5 steals per game on average ... Connected on 69.8 percent (127-182) free throw attempts ... Collected four assists in WNIT title game against Michigan (4/1) ... Posted 12 points and five steals in Tech's win over WSU (3/29) to advance the Jackets to the WNIT title game ... Opened postseason tournament adding 11 points against both Jacksonville (3/16) and UCF (3/19) ... Added 13 points (11-12 at free throw line) in win over Pittsburgh (2/19) for seventh straight game in double-figures ... Finished with 12 points and five steals at North Carolina (2/16) ... Pitched in double-figures at Notre Dame (2/12), contributing 15 points, going 7-for-8 from the free throw line ... Added 12 points against NC State (2/9) to go along with five assists and four steals ... Recorded second double-double of the season against Virginia Tech (2/8) with 18 points and career-high 12 rebounds ... Also added seven assists against the Hokies ... Added 15 points at Virginia (2/2) going 7-of-11 from the field ... Collected five assists and four steals against the Cavaliers ... Swiped a season-best seven steals against Princeton (12/29) ... Posted a streak scoring in double-figures in five consecutive games early in the season ... Recorded first career double-double against Georgia State (12/3) with 11 points and 11 rebounds ... Tossed up eight assists and 15 points against Mercer (12/7), going 3-for-3 from three-point

range ... Named to the Junkanoo Jam All-Tournament Team ... Scored career-high 20 points against Mizzou (11/26), setting career-high from the free-throw line going 11-for-14 ... Chipped in 15 points against Dayton (11/25) ... Opened season adding 10 points in season-opener against Samford (11/11).

**2015-16 (Sophomore):** Played in all 33 games, making 20 starts ... Averaged 4.7 points, 2.5 rebounds and 1.8 assists in 23.3 minutes per game ... One of four Jackets with 60 or more assists ... Led team with 61 steals ... Scored in double figures four times ... Scored 10 points on 4-of-6 shooting with a career-high five steals in 29 minutes vs. Alabama State (Nov. 24) ... Tied career high with five steals in 24 minutes vs. High Points (Nov. 27) ... Grabbed six rebounds in 32 minutes vs. Samford (Dec. 13) ... Added nine points and four assists in 33 minutes vs. Louisville (Jan. 3) ... Ended season with 12 straight starts ... Played 36 minutes vs. Boston College (Jan. 31) and 34 minutes at Virginia Tech (Feb. 4) ... Scored 10 points with season-high five assists in 32 minutes at Pitt (Feb. 25) ... Chipped in 11 points vs. Wake Forest (Feb. 28) ... Played all 40 minutes in win over Wake Forest (March 3) in ACC Tournament ... Pulled down career-high nine boards and scored career-high 12 points vs. Mercer in first round of WNIT (March 17).

**2014-15 (Freshman):** Played in 28 games, starting 12 ... Averaged 1.7 points per game, 1.5 assists per game, 2.2 rebounds per game and 1.5 steals per game ... Dished out 43 assists which is tied for fifth best on the Yellow Jackets ... Grabbed 42 steals which was third on the Yellow Jackets ... Started for the first time in her career vs. LA Tech (12/30) ... Played 31 min. vs. LA Tech, scoring six points, grabbing five rebounds and recording a team-best five steals ... Dished out season-best six assists vs. Lipscomb ... Had five steals in three games, vs. LA Tech, Boston College (1/8) and Clemson (2/22) ... Scored a season-best seven points vs. Florida State (1/30) ... Led the team in rebounding with a career-high eight rebounds at Miami (2/15) ... Had a team-high four assists and three steals vs. #4 Notre Dame (2/19) ... Grabbed five rebounds and dished out three assists at Wake Forest ... Had seven rebounds and three





points vs. Clemson in the ACC Tournament ... Played a season-high 36 minutes at Ole Miss in the second round of the WNIT.

**Prep:** Ranked at number 67 in ELITE Prospect's top 100 players for the class of 2014 and 17th at the point position by Prospects Nation ... Ranked as the 24th highest point guard recruit in the class of 2014 by ESPN Hoopgurlz, also earning a scouts grade of 90 and three stars ... Won two national tournaments in the summer of 2013 with her AAU team, the New Jersey Sparks - Atlanta SummerJam and the Adidas Nationals ... Ranked as the #125 recruit by Blue Stars Basketball ... Graduated as the all-time leading scorer of her high school (both girls and boys) breaking the record of 1,789 points ... Also broke the Woodlands High School single game scoring record, after scoring 45 points against Irvington ... Named the league MVP and the Journal News' Player of the Year in 2014 ... Was honored with the Con-Edison Award in 2014 ... Recorded the school's first ever triple double against Eastchester, scoring 14 points, grabbing 10 rebounds and dishing out 11 assists ... Named the New Year's Resolution MVP, the Rose Classic Super Jam MVP, the Tina Thompson Showcase MVP and the Dapper McDonald Classic MVP during the 2013-14 season ... During the 2012-13 season, averaged 25.3 points, 3.8 assists and 5.0 rebounds per game for the Falcons of Woodlands High School ... As a junior, named to the Class B All-State Girls Basketball Fifth Team by the New York State Sportswriters Association ... As a sophomore, led her high school team to the sectional semifinals at the Westchester County Center.

**Personal:** Born May 6, 1996 in Vahalla, N.Y. ... Daughter of Ragland and Jacqueline Tilford ... Chose Georgia Tech because of the academics and her future in basketball ... Lists her most memorable athletic accomplishment as becoming the leading scorer for her high school and winning a gold ball.



#### CAREER STATS

	Total						3-Point				F-Throw		Rebounds												
Year	GP	GS	Min	Avg	FG	FGA	Pct	FG	FGA	Pct	FT	FTA	Pct	Off	Def	Tot	Avg	PF	FO	Ast	TO	Blk	Stl	Pts	Avg
2014-15	28	12	501	17.9	14	51	.275	0	1	.000	19	29	.655	21	40	61	2.2	56	5	43	44	2	42	47	1.7
2015-16	33	20	769	23.3	55	131	.420	0	3	.000	46	73	.630	29	52	81	2.5	98	2	60	53	4	61	156	4.7
2016-17	37	28	1023	27.6	106	287	.369	8	31	.258	127	182	.698	54	70	124	3.4	109	3	119	85	6	92	347	9.4
TOTAL	98	60	2293	23.4	175	469	.373	8	35	.229	192	284	.676	104	162	266	2.7	263	10	222	182	12	195	550	5.6

#### ACC STATS

Year	GP	GS	Min	Avg	Total			3-Point			FT	F-Throw			Rebounds				PF	FO	Ast	TO	Blk	Stl	Pts	Avg
					FG	FGA	Pct	FG	FGA	Pct		FTA	Pct	Off	Def	Tot	Avg									
2014-15	16	7	302	18.9	7	29	.241	0	1	.000	11	16	.688	13	22	35	2.2	42	4	22	29	2	29	25	1.6	
2015-16	16	10	349	21.8	24	57	.421	0	0	.000	22	33	.667	11	18	29	1.8	49	1	23	26	3	24	70	4.4	
2016-17	16	14	467	29.2	38	121	.314	1	12	.083	65	89	.730	24	30	54	3.4	50	1	55	36	3	41	142	8.9	
TOTAL	48	31	1118	23.3	69	207	.333	1	13	.077	98	138	.710	48	70	118	2.5	141	6	100	91	8	94	237	4.9	



## STUDENT-ATHLETE PROFILES



## MARTINE FORTUNE #44

Jr. • 6'3"

Forward

Philadelphia, Pa.

The Shipley School

## AWARDS

&gt;&gt; 2016-17 ACC Academic Honor Roll

## BIO

**2016-17 (Sophomore):** Took the floor in 10 contests ... Opened season playing eight minutes against Samford (11/11) ... Played a season-high 10 minutes against Alabama State (11/13), pulling down two rebounds and hitting a free throw ... Saw seven minutes of playing time against Georgia State (12/3) and hit a field goal.

**2015-16 (Freshman):** Appeared in 13 games, making two starts ... Averaged 1.8 points and 2.4 rebounds in 7.2 minutes ... Made Tech debut against Loyola Chicago (Nov. 13), scoring two points with one rebound in three minutes ... Played 18 minutes against Southeastern Louisiana (Nov. 18) ... Scored season-best 10 points with season-best 10 rebounds vs. Lions ... Made first career start vs. Alabama State (Nov. 24), scoring four points with four rebounds in season-best 19 minutes ... Also started against High Point (Nov. 27) ... Played in four ACC games.

**Prep:** Ranked as one of the top-60 recruits in the 2015 recruiting class by the All Star Girls Report, #56, and BlueStar Basketball, #59 ... JumpOffPlus tabbed her as

the #66 player in the country ... Prospects Nation ranked her as the #12 post player and the #68 player overall in the class of 2015 with a four star rating ... ESPNW marked her as the #17 post player and gave her three stars ... The Collegiate Girls Basketball Report tabbed her as the number #239 player in the class of 2015 and the 36th post player ... Started at center and played in all 27 games in 2013-14 at the Shipley School ... As a junior, averaged 8.6 points per game, 8.4 rebounds per game and 2.3 blocks per game ... Led her team in rebounding and in blocks while recording a 55 percent shooting percentage ... Recorded six double-doubles as a junior and had 11 games where she pulled down at least 10 rebounds ... Named to the all-league first team and honored on the All-Mainline second team ... The Shipley School was ranked as the number 11 girls' basketball program in Pennsylvania by Max Preps ... Aided the Shipley School in going 22-5 overall and recording an undefeated record, 8-0, in conference play ... Named to the All-Mainline team ... As a freshman, aided the Shipley School in winning the 2011-12 Independent State Basketball Tournament ... Named to the Friends School All-League First Team, Second Team and Honorable Mention throughout her high school career ... Had a part in the Shipley School winning the Friends League championship three-straight seasons and back-to-back Pennsylvania Independent School State Championships ... Played for both Kevin Costello and Alex Lennon at the Shipley School ... Played club ball for the NYC Gauchos from 2010-12 ... During the 2013 season, played for the ISAA, an AAU travel team based in Philadelphia and coached by Yolanda Laney and played AAU for Exodus NYC for coach Thomas Davis ... Helped the Philly Belles take third place in Nike Nationals and was named the defensive player of the game in the All-City Classic in 2013 ... Was also appointed the MVP of the Make-A-Wish game against Archbishop Carroll.

**Personal:** Born on Nov. 26, 1996 and is the daughter of Thierry and Karen Fortune ... Chose Georgia Tech because of the academic reputation, to play in the ACC and the caliber of players on the team ... Intends to major in history, technology and society at Georgia Tech.



## CAREER STATS

Year	GP	GS	Min	Avg	Total			3-Point			FT	F-Throw		Off	Def	Rebounds		PF	FO	Ast	TO	Blk	Stl	Pts	Avg
					FG	FGA	Pct	FG	FGA	Pct		FTA	Pct			Tot	Avg								
2015-16	13	2	93	7.2	12	18	.667	0	0	.000	0	0	.000	13	18	31	2.4	24	1	3	10	5	1	24	1.8
2016-17	10	0	43	4.3	1	5	.200	0	0	.000	1	2	.500	3	4	7	0.7	13	0	5	1	0	3	0.3	
<b>TOTAL</b>	<b>23</b>	<b>2</b>	<b>136</b>	<b>5.9</b>	<b>13</b>	<b>23</b>	<b>.565</b>	<b>0</b>	<b>0</b>	<b>.000</b>	<b>1</b>	<b>2</b>	<b>.500</b>	<b>16</b>	<b>22</b>	<b>38</b>	<b>1.7</b>	<b>37</b>	<b>1</b>	<b>3</b>	<b>15</b>	<b>6</b>	<b>1</b>	<b>27</b>	<b>1.2</b>

## ACC STATS

Year	GP	GS	Min	Avg	Total			3-Point			FT	F-Throw		Off	Def	Rebounds		PF	FO	Ast	TO	Blk	Stl	Pts	Avg
					FG	FGA	Pct	FG	FGA	Pct		FTA	Pct			Tot	Avg								
2015-16	4	0	12	3.0	1	2	.500	0	0	.000	0	0	.000	3	1	4	1.0	1	0	1	0	0	0	2	0.5
2016-17	1	0	1	1.0	0	0	.000	0	0	.000	0	0	.000	0	0	0	0.0	0	0	0	0	0	0	0	0.0
<b>TOTAL</b>	<b>5</b>	<b>0</b>	<b>13</b>	<b>2.6</b>	<b>1</b>	<b>2</b>	<b>.500</b>	<b>0</b>	<b>0</b>	<b>.000</b>	<b>0</b>	<b>0</b>	<b>.000</b>	<b>3</b>	<b>1</b>	<b>4</b>	<b>0.8</b>	<b>1</b>	<b>0</b>	<b>1</b>	<b>0</b>	<b>0</b>	<b>0</b>	<b>2</b>	<b>0.4</b>

## STUDENT-ATHLETE PROFILES



## KAYLAN PUGH #1

Jr. • 5'9"

Guard

Memphis, Tenn.

St. Mary's Episcopal School

## BIO

**2016-17 (Sophomore):** Took the floor in 26 games and earned the start in four ... Averaged 10.3 points and 5.2 rebounds per game ... Finished third on the team in scoring ... Added 12 points in Tech's WNIT win over Alabama (3/26) ... Recorded second double-double with 13 points and 10 rebounds against UCF in the WNIT (3/19) ... Led team with 21 points against Boston College (3/1) and Miami (3/2) in the ACC Tournament to post back-to-back 20-plus point games ... Added 15 points at Miami (2/26) to close out the regular season ... Scored 16 points against Clemson (2/23) ... Pitched in 20+ points for the second time, contributing a game-high 23 points against No. 6 Florida State (1/26) ... Had breakout performance against No. 24 Syracuse (1/15), pouring in personal-best 28 points and 13 rebounds ... Connected on 12-of-16 free throw attempts against the Orange and dished out four assists ... Scored 17 points against Duke (1/5), while pulling down six rebounds and posting career-best five steals ... Recorded six rebounds in win at Boston College (1/12) ... Saw first action at Georgia Tech at Middle Tennessee State (12/22), playing 20 minutes and contributing nine points, three rebounds and two steals ... Sat out the first seven games to complete NCAA rules in transfer policy.

**2015-16 (Freshman):** Transferred to Georgia Tech from Ohio State in December 2015 and sat out 2016 spring semester and will sit out 2016 fall semester, per NCAA transfer rules ... Saw action in six games at Ohio State ... Averaged 5.5 points per game, 2.8 rebounds per game and 1.2 steals per game for Buckeyes.

**Prep:** Played for Emily Owens at St. Mary's Episcopal School ... Was ESPN Top-100 and four-star recruit and ranked 26th prospect in country by Prospect Nation ... As senior, averaged 29.2 points, 6.0 rebounds and 3.0 assists per game and was named TSSAA Division II Miss Basketball ... Was finalist for TSSAA Division II Miss Basketball in each of first three seasons ... Was leading scorer in state of Tennessee as sophomore, junior and senior ... Voted St. Mary's team captain and team MVP ... Finished high school career with more than 2,700 points ... During summer of 2014, led club team, Tennessee Flight, to semifinals appearance at Nike Nationals ... Led tournament in rebounds at 11.1 per game and averaged 14.7 points per game ... Grabbed tournament-high 22 rebounds in one game ... Played in East vs. West All-Star game in Tennessee and was named MCP of Little Rock vs. Memphis All-Star game after scoring 29 points.

**Personal:** From Memphis, Tenn. ... Chose to transfer to Georgia Tech because of great academics, culture and to be closer to family ... Started playing basketball at school where her dad used to work and when he would be working, she would be shooting in gym ... Lists family as greatest influence ... Lists most memorable accomplishments as graduating high school and playing in 7th grade AAU Nationals.



## CAREER STATS

Year	GP	GS	Min	Avg	Total			3-Point			FT	F-Throw			Off	Def	Rebounds		PF	FO	Ast	TO	Blk	Stl	Pts	Avg
					FG	FGA	Pct	FG	FGA	Pct		FTA	Pct	Tot			Avg									
2016-17	26	4	553	21.3	103	216	.477	0	3	.000	62	126	.492	47	89	136	5.2	50	1	23	58	3	29	268	10.3	
TOTAL	26	4	553	21.3	103	216	.477	0	3	.000	62	126	.492	47	89	136	5.2	50	1	23	58	3	29	268	10.3	

## ACC STATS

Year	GP	GS	Min	Avg	Total			3-Point			FT	F-Throw		Off	Def	Rebounds		PF	FO	Ast	TO	Blk	Stl	Pts	Avg
					FG	FGA	Pct	FG	FGA	Pct		FTA	Pct			Tot	Avg								
2016-17	16	4	360	22.5	61	139	.439	0	3	.000	33	67	.493	30	54	84	5.3	31	1	16	37	2	18	155	9.7
TOTAL	16	4	360	22.5	61	139	.439	0	3	.000	33	67	.493	30	54	84	5.3	31	1	16	37	2	18	155	9.7



## STUDENT-ATHLETE PROFILES



## ANNE FRANCOISE DIOUF #4

So. • 6'4"

Forward

Dakar, Senegal

IMG Academy

**Personal:** Born April 22, 1997...Parents are Paul and Marie Helene Diouf...Has five older brothers...Began playing basketball at age 12 and discovered her passion at age 15 when playing with her brothers...Intends to major in business finance.

## AWARDS

&gt;&gt; 2016-17 ACC Academic Honor Roll

## BIO

**2016-17 (True Freshman):** Appeared in 13 games in her debut collegiate season...Saw first action of the season against App State (12/11) after missing the first eight games due to injury...Played seven minutes against Notre Dame to open ACC play (1/2), recording two rebounds and a field goal...Earned first collegiate start at Wake Forest (1/22).

**Prep:** Ranked as 15th post player by ESPN.com...Attended IMG Academy in Florida after attending Liberty Christian Prep for 2014-15 season...Tabbed SIAA First Team All-State and MVP while at Liberty Christian Prep...Named McDonald's All American in 2015...Played with Essence Girls Basketball, a Nike Youth Elite Program.



## CAREER STATS

Year	GP	GS	Min	Avg	Total FG	FGA	Pct	3-Point FG	3-Point FGA	Pct	FT	F-Throw FTA	Pct	Off	Def	Rebounds Tot	Avg	PF	F0	Ast	TO	Blk	Stl	Pts	Avg
2016-17	13	1	31	2.4	1	2	.500	0	0	.000	0	0	.000	2	7	9	0.7	3	0	0	3	2	1	2	0.2
<b>TOTAL</b>	<b>13</b>	<b>1</b>	<b>31</b>	<b>2.4</b>	<b>1</b>	<b>2</b>	<b>.500</b>	<b>0</b>	<b>0</b>	<b>.000</b>	<b>0</b>	<b>0</b>	<b>.000</b>	<b>2</b>	<b>7</b>	<b>9</b>	<b>0.7</b>	<b>3</b>	<b>0</b>	<b>0</b>	<b>3</b>	<b>2</b>	<b>1</b>	<b>2</b>	<b>0.2</b>

## ACC STATS

Year	GP	GS	Min	Avg	Total FG	FGA	Pct	3-Point FG	3-Point FGA	Pct	FT	F-Throw FTA	Pct	Off	Def	Rebounds Tot	Avg	PF	F0	Ast	TO	Blk	Stl	Pts	Avg
2016-17	7	1	16	2.3	1	1	1.000	0	0	.000	0	0	.000	2	5	7	1.0	3	0	0	2	1	1	2	0.3
<b>TOTAL</b>	<b>7</b>	<b>1</b>	<b>16</b>	<b>2.3</b>	<b>1</b>	<b>1</b>	<b>1.000</b>	<b>0</b>	<b>0</b>	<b>.000</b>	<b>0</b>	<b>0</b>	<b>.000</b>	<b>2</b>	<b>5</b>	<b>7</b>	<b>1.0</b>	<b>3</b>	<b>0</b>	<b>0</b>	<b>2</b>	<b>1</b>	<b>1</b>	<b>2</b>	<b>0.3</b>

## STUDENT-ATHLETE PROFILES



## FRANCESCA PAN #33

So. • 6'1"

Guard

Bassano del Grappa, Italy  
Istituto G. Parini Mestre

## AWARDS

- >> 2016-17 ACC Freshman of the Year
- >> 2016-17 All-ACC Academic Team
- >> 2016-17 ACC All-Freshman
- >> 2016-17 ACC Academic Honor Roll
- >> 2016-17 ACC Rookie of the Week Five Times

## BIO

**2016-17 (True Freshman):** Started 35 contests of 2016-17 and saw action in 36 ... Missed just one game as a precaution ... ACC Freshman of the Year...ACC All-Academic Team...All-Freshman Team...Named ACC Rookie of the Week 11/28, 1/10, 1/16, 2/20 and 2/27 ... Tournament MVP of the Junkanoo Jam ... Led all freshmen in the ACC in scoring, averaging 11.5 points per game ... Finished the season with 21 games in double-figures, including six with 20-plus points ... Scored in double-figures in 11 of the final 13 games ... Scored in double-figures 21 times, including a career-high 25 points against Dayton (11/25) in the Junkanoo Jam, hitting season-high four treys ... Contributed 14 points in Tech's WNIT win over WSU (3/29)...Added 10 points in Tech's win over Alabama (3/26) in the WNIT... Poured in 21 points against UCF in the WNIT

(3/19) to lead the Jackets ... Led Tech with 18 points in the first half against MTSU (3/27) in the WNIT ... Started game hitting 6-of-6 from the field ... Led Jackets with 21 points at Miami (2/26) for fifth 20-plus point game of the season ... Posted 20 points against Pittsburgh (2/19) ... Added 18 points at North Carolina (2/16) ... Was one point shy of matching career-high at Notre Dame (2/12/17), scoring team-high 24 points ... Was 10-of-23 from the field against the Fighting Irish and hit four three-pointers in career-high 37 minutes ... Pulled down personal-best eight rebounds against the Flyers ... Two points shy of matching career-high against Duke (1/5/17), pitching in 23 points ... Had 17 points at Boston College (1/12) ... Earned first collegiate start in the season-opener, scoring 12 points against Samford (11/11).

**Prep:** Ranked No. 3 international recruit by Prospects Nation...Played for Italian National Team, helping claim the U15 Italian Championship and U17 Italian Championship...In 2015, led Italy to a sixth-place finish at the U18 European Championships...Competed in 2016 European Championship with U20 National Team...Played with Team Bassano Reyer-Venezia in the Italian Series A League.

**Personal:** Born May 27, 1997...Chose Georgia Tech to play basketball, earn a degree and try a new experience...Lists most memorable athletic accomplishment as winning the silver medal at the U20 European Championship...Intends to major in business.



## CAREER STATS

Year	GP	GS	Min	Avg	Total			3-Point			FT	F-Throw		Off	Def	Rebounds		PF	FO	Ast	TO	Blk	Stl	Pts	Avg
					FG	FGA	Pct	FG	FGA	Pct		FTA	Pct			Tot	Avg								
2016-17	36	35	966	26.8	154	420	.367	63	200	.315	43	68	.632	45	90	135	3.8	101	6	40	78	18	42	414	11.5
TOTAL	36	35	966	26.8	154	420	.367	63	200	.315	43	68	.632	45	90	135	3.8	101	6	40	78	18	42	414	11.5

## ACC STATS

Year	GP	GS	Min	Avg	Total			3-Point			FT	F-Throw			Off	Def	Rebounds		PF	FO	Ast	TO	Blk	Stl	Pts	Avg
					FG	FGA	Pct	FG	FGA	Pct		FTA	Pct	Tot			Avg									
2016-17	16	15	406	25.4	71	186	.382	25	84	.298	13	20	.650	21	36	57	3.6	42	3	9	37	3	20	180	11.3	
TOTAL	16	15	406	25.4	71	186	.382	25	84	.298	13	20	.650	21	36	57	3.6	42	3	9	37	3	20	180	11.3	



## STUDENT-ATHLETE PROFILES



## CHANIN SCOTT #24

**So. • 6'0"**  
**Guard**  
**Charlotte, N.C.**  
**Myers Park**

### BIO

**2016-17 (True Freshman):** Averaged 18.3 minutes per game, appearing in 37 contests and earning the start in nine games. Led freshman in rebounding, pulling down 4.1 per game ... Finished the season averaging 4.5 points per game ... Scored in double-figures in seven contests this season, setting a season-best in scoring with 13 points twice ... First tallied 13 points against Georgia State (12/3) and followed with 13 points against Mercer (12/7) ... Contributed 10 pts and seven rebounds in win over App State (12/11) ... Recorded first collegiate double-double against Georgia State with career-highs of 13 points and 11 rebounds ... Swiped season-high three steals twice this season: at Kennesaw State (11/16) and against Georgia (11/20) ... Grabbed six rebounds against Alabama State (11/13) and at Kennesaw State ... Posted 12 points on 6-of-13 shooting at Kennesaw State ... Nearly missed a double-double with 10 rebounds and eight points against Princeton (12/29) ... Played a season-high 31 minutes in ACC opener against Notre Dame (1/2), finishing with seven points after going 3-for-4 from the free throw line.

**Prep:** Helped Myers Park High School to several conference, district and state championships in basketball, volleyball and track ... Tabbed SW4A Conference Player of the Year in 2015-16 ... Also picked up first-team All-District and first-team All-State honors after helping record second consecutive conference championship and district title ... Finalist for 2016 North Carolina Gatorade Player of the Year ... Helped lead volleyball to three conference championships (2012-13, 2014-16) and two district and state championships ... Earned SW4A Conference Player of the Year in volleyball as a senior ... Picked up All-State honors in track in 2013 after leading team to a district title ... Recorded individual conference wins in 200m, 400m, and high jump her freshman season ... Currently holds the high jump record at 5'2" ... Member of the Dream Team, Dean's List, President's Award and Honor Roll.

**Personal:** Born October 17, 1998 ... Parents are Patrick Scott and Tanya Filmore-Scott ... Her father, Patrick, played football and basketball at SCSU and had a professional career in the NFL playing with the Carolina Panthers and Pittsburgh Steelers ... Mother, Tanya, ran track and cross country at South Carolina State University ... Says winning the State Championship her junior year of high school is her most memorable athletic accomplishment ... Lists being recognized for her academic achievements at her Senior Awards Banquet as her most memorable non-athletic accomplishment ... Plans to major in biomedical engineering.



### CAREER STATS

Year	GP	GS	Min	Avg	Total			3-Point			FT	F-Throw			Off	Def	Rebounds		PF	FO	Ast	TO	Blk	Stl	Pts	Avg
					FG	FGA	Pct	FG	FGA	Pct		FTA	Pct	Tot			Avg									
2016-17	37	9	677	18.3	65	151	.430	6	12	.500	30	54	.556	62	88	150	4.1	91	1	22	52	9	31	166	4.5	
TOTAL	37	9	677	18.3	65	151	.430	6	12	.500	30	54	.556	62	88	150	4.1	91	1	22	52	9	31	166	4.5	

### ACC STATS

Year	GP	GS	Min	Avg	Total			3-Point			FT	F-Throw			Off	Def	Rebounds		PF	FO	Ast	TO	Blk	Stl	Pts	Avg
					FG	FGA	Pct	FG	FGA	Pct		FTA	Pct	Tot			Avg									
2016-17	16	3	288	18.0	18	51	.353	3	5	.600	17	27	.630	23	35	58	3.6	43	1	4	21	2	9	56	3.5	
TOTAL	16	3	288	18.0	18	51	.353	3	5	.600	17	27	.630	23	35	58	3.6	43	1	4	21	2	9	56	3.5	

## STUDENT-ATHLETE PROFILES

**BREANNA BROWN #12****GS • 6'3"****Forward****Oakland, Calif.****Bishop O'Dowd/Oregon State****BIO**

**2013-17 (Oregon State):** Played three seasons at Oregon State...Averaged 7.8 points and 5.8 rebounds per game as a redshirt junior in 2016-17...Named Pac-12 Defensive Honorable Mention last season after making 36 appearances, including 27 starts...Named to the Maui Classic All-Tournament Team in 2016...Made 18 appearances as a redshirt sophomore...Redshirted the 2014-15 season...Finished 11th

in the Pac-12 in blocks per game as a freshman in 2013-14, averaging 0.93 bpg... Shot 51.8 percent from the floor as a freshman and appeared in 28 games.

**Prep:** Played for head coach Malik McCord at Bishop O'Dowd High School...Rated No. 49 by Blue Star Basketball and No. 65 by All Star Girls Report...Led high school to three Hayward Area Athletic League (HAAL) championships and one West Alameda County Conference title in 2013...Helped lead Bishop O'Dowd to three North Coast Section (NCS) Championships and back-to-back California Interscholastic Federation (CIF) State Championships in 2012 and 2013...Named to the Cal-Hi Sports All-State Division III Second Team, San Francisco Chronicle Honorable Mention and Contra Costa Times All-East Bay Third Team...Team captain her sophomore, junior and senior seasons.

**Personal:** Born March 8, 1995...Parents are Diana and Gerald Brown...Has two older brothers: Gerald and Jordan.

**LORELA CUBAJ #13****Fr. • 6'4"****Forward****Terni, Italy****Istituto Paritario G. Parini****BIO**

**Prep:** Was the No. 2 ranked international player by ProspectsNation.com...14th-ranked player in Italy...Competed in Italian Championships three years from 2015-17 and named All-Star Five...In 2017, competed in the FIBA U19 World Championships and FIBA U18 European Championships with the Italian National Team...Named FIBA U16 European Championship All-Star Five in 2015...Helped Italy to a silver medal at the FIBA U17 World Championship in 2016.

**Personal:** Born January 8, 1999 in Terni, Italy...Parents are Spartak Cubaj and Resmije Neziri...Has one sibling, Loren...Has two uncles who played professional basketball...Introduced to basketball at age 8 by her uncle who was playing professionally...Chose Georgia Tech because of the academics, player development and new experience...Lists most memorable athletic accomplishment as placing second at the FIBA U17 World Championship in 2016.

**TAJA CUMMINGS #3****Fr. • 5'6"****Guard****Alpharetta, Ga.****St. Francis****BIO**

**Prep:** Attended Saint Francis High School in Alpharetta, Georgia...Competed in basketball, track and softball...Helped lead Saint Francis High School to two consecutive Georgia High School Association (GHSA) Class A private state championships in 2015 and 2016...Ranked No. 123 by All-Star Girls Basketball Report.

**Personal:** Born September 28, 1998 in Atlanta...Parents are Anthony and Nakilia Cummings...Has one brother, Anthony...Chose Georgia Tech because of the family-like atmosphere and proximity to home...Lists most memorable athletic accomplishment as winning two state championships.



## STUDENT-ATHLETE PROFILES

**KIERRA FLETCHER #41****Fr. • 5'9"****Guard****Warren, Mich.****Warren Cousino****BIO**

**Prep:** Attended Cousino High School in Warren, Michigan...Helped lead high school to district championships in 2014, 2016 and 2017...Member of state championship team in 2016, the first-ever in program history...Two-time Mac Red Champions in 2015-16 and 2016-17...Twice named Mac Red MVP in 2016 and 2017...Averaged 23.5 points, 12.8 rebounds, 6.2 assists, 5.2 steals and 2.1 blocks as a senior...Named Class A Player of the Year by the Associated Press...Two-time Mac White Champions

(2013-15)...Named the Mac White MVP in 2015...Tabbed first team All-County four times...Named all-state three times (2015-17)...McDonald's All-American nominee...Named to ESPNW Top 100 list at No. 51...Twice named MLive Detroit Player of the Year.

**Personal:** Born December 29, 1999 in Detroit, Michigan...Parents are Anthony and Emily Fletcher...Has two siblings: Taylor and Kaylen...Father, Anthony, played basketball at Mount St. Clair...Chose Georgia Tech because of the prestigious academics, it felt like home and player development...Lists her most memorable athletic accomplishment as scoring 47 points in the district championship game during her last home game of high school, setting a school record...Says her most memorable non-athletic accomplishment was helping develop the diversity summit program at her high school.

**DAIJAH JEFFERSON #5****Fr. • 6'2"****Forward****Hopewell, Va.****Hopewell****BIO**

**Prep:** Graduated from Hopewell High School in Hopewell, Va...Helped school to conference, district and region championships in 2017...Named Juan-Stephenson Classic Tournament MVP...First team all-state Virginia...2017 Conference and Regional Player of the Year...Nationally ranked No. 56 by ESPN...McDonald's All-American nominee...Tabbed VHSCA All-Star and VHSCA All-Star Game MVP...Honor roll student all four years.

**Personal:** Born November 3, 1998 in Rochester, N.Y....Parents are Tory and Celeena Jefferson...Has two siblings, twins Jalen and Malik...Father, Tory, played basketball for Rhode Island and Canisius...Chose Georgia Tech for the family-like atmosphere, education and city of Atlanta...Lists most memorable athletic accomplishment as winning her high school's first regional championship.

## HEAD COACH MACHELLE JOSEPH



## MACHELLE JOSEPH

## HEAD COACH

PURDUE, 1992

15TH SEASON AT GEORGIA TECH

MaChelle Joseph has taken the Georgia Tech women's basketball program to new heights after compiling a 274-177 overall record. Joseph is the winningest coach in Georgia Tech women's basketball history and has the highest overall and ACC winning percentage of any Tech coach in program history. She completed her 14th season at the helm of the Yellow Jackets in 2016-17.

When she was named head coach on May 19, 2003, Joseph said that it was her goal to make the Yellow Jackets a national power in women's basketball.

Under Joseph, the Yellow Jackets recorded new heights in 2016-17 when freshman Francesca Pan was named just the second player in program history to earn the ACC Rookie of the Year award. Additionally, Tech reached the championship game of the WNIT, finishing runners-up to Michigan. The Jackets recorded their ninth 20-win season and 10th postseason trip in 11 years, earning an at-large berth into the WNIT. After hosting the first five rounds of the WNIT, the Jackets flew to Detroit to face Michigan in the championship game on the campus of Detroit Mercy. Tech forced three overtimes, but fell to the Wolverines, 89-79.

Joseph's 13th season on The Flats resulted in Tech's eighth 20-win season under her leadership and the Yellow Jackets' ninth postseason trip in 10 years. Led by All-American guard Aaliyah Whiteside, the Jackets finished 20-13 and advanced to the second round of the WNIT.

The 2014-15 season saw the Yellow Jackets make their eighth trip to the postseason in the past nine years after receiving a bid to the WNIT. Georgia Tech finished the season at 19-15 with a 7-9 record in the ACC which tied them for ninth in the final conference standings.

Following a victory against Clemson on January 4, 2015, Joseph hit another career milestone, capturing her 224th career win and becoming the all-time winningest coach in Georgia Tech history. The Jackets also hit another huge milestone during the season, breaking a 37-game losing streak to Duke by upsetting the No. 16 Blue Devils, 71-62, on February 26, 2015.

Sophomore Kaela Davis was named All-ACC First Team and the Georgia College Player of the Year during the 2015 season. She became the fastest player in Georgia Tech history to score 1,000 career points and broke the single-season scoring record with 652 points. Davis was also named to the 2015 Preseason All-ACC team.

On April 25, 2015, Joseph was inducted into her home state of Indiana's Basketball Hall of Fame.

During the 2013-14 season, the Yellow Jackets completed their seventh 20-win season in the past eight years under Coach Joseph. The Jackets also received their seventh at-large bid to the NCAA Tournament under Coach Joseph. Tech finished the season at 20-12 and seventh in the ACC with a 9-7 conference record.

Prior to the 2013-14 season, Joseph signed high school All-American and the number one recruit in the country, Kaela Davis. Davis, along with senior Tyaunna Marshall, helped the Jackets average 79.7 points per game in 2013-14 - the highest scoring average for a team under Coach Joseph. Marshall became the all-time leading scorer in school history and the first Jacket to score 2,000 points. She finished her career with 2,109 points and was named to the All-ACC First Team, ACC All-Defensive Team and the Georgia College Women's Player of the Year by the Atlanta Tipoff Club for the second consecutive year.

Davis was honored on the All-ACC Second Team and ACC All-Freshman Team. Davis was the fourth-straight All-ACC Freshman Team honoree and sixth overall under Coach Joseph.

The 2012-13 season had some growing pains as Tech finished 14-16, but a number of the young Jackets earned valuable experience that will significantly help in the coming seasons.

Tyaunna Marshall was the brightest star on the Yellow Jackets all season as the junior earned All-ACC First Team, ACC All-Defensive Team, Associated Press honorable mention All-America and WBCA honorable mention All-America honors. Sophomore Sydney Wallace continued to show flashes of scoring brilliance, while freshmen Roddreka Rogers

## THE JOSEPH FILE

## PERSONAL

**Education** Purdue, 1992 (B.A., Movement and Sports Science)

## COLLEGE COACHING EXPERIENCE

1992-93 Assistant Coach, Illinois  
1993-96 Assistant Coach, Purdue  
1996-01 Assistant Coach, Auburn  
2001-03 Assistant Coach, Georgia Tech  
2003- pres Head Coach, Georgia Tech

## COLLEGE COACHING RECORD

SEASON	SCHOOL	RECORD	ACC FINISH	POSTSEASON
1992-93	Illinois	12-15	--	--
1993-94	Purdue	29-5	--	Final Four
1994-95	Purdue	24-8	--	NCAA Elite Eight
1995-96	Purdue	20-11	--	NCAA 1st Rd.
1996-97	Auburn	22-10	--	NCAA 2nd Rd.
1997-98	Auburn	16-11	--	--
1998-99	Auburn	20-9	--	NCAA 2nd Rd.
1999-00	Auburn	22-8	--	NCAA 2nd Rd.
2000-01	Auburn	17-12	--	--
2001-02	Georgia Tech	15-14	7-9/t-5th	WNIT 1st Rd.
2002-03	Georgia Tech	20-11	8-8/t-4th	NCAA 1st Rd.
<b>2003-04</b>	<b>Georgia Tech</b>	<b>14-15</b>	<b>5-11/8th</b>	--
<b>2004-05</b>	<b>Georgia Tech</b>	<b>13-14</b>	<b>4-10/8th</b>	--
<b>2005-06</b>	<b>Georgia Tech</b>	<b>14-15</b>	<b>2-12/11th</b>	--
<b>2006-07</b>	<b>Georgia Tech</b>	<b>21-12</b>	<b>9-5/6th</b>	<b>NCAA 2nd Rd.</b>
<b>2007-08</b>	<b>Georgia Tech</b>	<b>22-10</b>	<b>7-7/5th</b>	<b>NCAA 1st Rd.</b>
<b>2008-09</b>	<b>Georgia Tech</b>	<b>22-10</b>	<b>8-6/5th</b>	<b>NCAA 2nd Rd.</b>
<b>2009-10</b>	<b>Georgia Tech</b>	<b>23-10</b>	<b>8-6/4th</b>	<b>NCAA 1st Rd.</b>
<b>2010-11</b>	<b>Georgia Tech</b>	<b>24-11</b>	<b>9-5/t-4th</b>	<b>NCAA 2nd Rd.</b>
<b>2011-12</b>	<b>Georgia Tech</b>	<b>26-9</b>	<b>12-4/t-3rd</b>	<b>NCAA Sweet 16</b>
<b>2012-13</b>	<b>Georgia Tech</b>	<b>14-16</b>	<b>7-11/t-7th</b>	--
<b>2013-14</b>	<b>Georgia Tech</b>	<b>20-12</b>	<b>9-7/t-7th</b>	<b>NCAA 1st Rd.</b>
<b>2014-15</b>	<b>Georgia Tech</b>	<b>19-15</b>	<b>7-9/t-9th</b>	<b>WNIT 2nd Rd.</b>
<b>2015-16</b>	<b>Georgia Tech</b>	<b>20-13</b>	<b>8-8/t-7th</b>	<b>WNIT 2nd Rd.</b>
<b>2016-17</b>	<b>Georgia Tech</b>	<b>22-15</b>	<b>5-11/10th</b>	<b>WNIT Finals</b>

**Bold** = Head Coach

**HEAD COACH (14 SEASONS)** 274-177 (.608)  
**ASSISTANT COACH (11 SEASONS)** 217-114 (.656)  
**25 OVERALL SEASONS** 491-291 (.628)

Illinois (1 season) 12-15 (.444)  
Purdue (3 seasons) 73-24 (.753)  
Auburn (5 seasons) 97-50 (.660)  
Georgia Tech (16 seasons) 309-202 (.605)

and Aaliyah Whiteside stepped into the starting lineup and were significant contributors in their first year on the Flats.

The 2011-12 season was just the latest step in taking the Jackets to new heights as Tech won a school-record 26 games, played in just the second ACC Championship Game in school history and advanced to the program's first NCAA Sweet 16.

The 2011-12 season marked Tech's sixth consecutive season and ninth overall with at least 20 wins. The 2012 season culminated in the Jackets' sixth straight NCAA Tournament berth, the eighth in program history.

The 2012 senior class not only finished their careers with the most wins of any class, 95, and with the most ACC wins of any class, 37, but all five graduated in four years from Georgia Tech.

Sasha Goodlett became the second WNBA First Round draft pick and seventh overall draftee Joseph has coached when she was selected by the Indiana Fever with the 11th overall pick of the 2012 WNBA Draft.

The 2010-11 season saw the Yellow Jackets top a number of school records. Georgia Tech won a program-best 24 games and Joseph led her squad to a school-record 13-game winning streak, including a 71-70 win over No. 8 North Carolina in Atlanta in which the Jackets rallied from down seven with 1:06 to play. Tech again returned to the NCAA Tournament, earning a No. 5 seed, the school's highest ever. The Jackets defeated



## HEAD COACH MACHELLE JOSEPH

## INDIVIDUAL ACCOLADES UNDER JOSEPH

## WNBA DRAFT PICKS (6)

Year	Player	Rd (overall)	Team
2006	Kasha Terry	2nd (26)	Indiana
2008	Chioma Nnamaka	2nd (21)	San Antonio
2010	Brigitte Ardossi	2nd (21)	Atlanta
2011	Alex Montgomery	1st (10)	New York
2012	Sasha Goodlett	1st (11)	Indiana
2014	Tyaunna Marshall	2nd (11)	New York

## ACC ACADEMIC SELECTIONS (9)

Year	Player
2005	Jessica Williams
2008	Alex Montgomery
2010	Deja Foster
2013	Danielle Hamilton-Carter
2014	Shayla Bivins
2015	Roddreka Rogers
2016	Roddreka Rogers, Antonia Peresson
2017	Francesca Pan

## ALL-ACC SELECTIONS (19)

Year	Player	Team
2004	Fallon Stokes	2nd Team
2004	Alex Stewart	Honorable Mention
2005	Stephanie Higgs	Honorable Mention
2007	Stephanie Higgs	3rd Team
2007	Janie Mitchell	Honorable Mention
2008	Janie Mitchell	3rd Team
2008	Chioma Nnamaka	Honorable Mention
2009	Alex Montgomery	3rd Team
2010	Brigitte Ardossi	2nd Team
2010	Alex Montgomery	3rd Team
2011	Alex Montgomery	2nd Team
2011	Tyaunna Marshall	3rd Team
2012	Sasha Goodlett	2nd Team
2012	Tyaunna Marshall	2nd Team
2013	Tyaunna Marshall	1st Team
2014	Tyaunna Marshall	1st Team
2014	Kaela Davis	2nd Team
2015	Kaela Davis	1st Team
2016	Aaliyah Whiteside	1st Team

Bowling Green in the first round, only the third NCAA Tournament win ever, before falling to Ohio State in a second round game played in Columbus.

Alex Montgomery earned Second Team All-ACC and ACC All-Defensive accolades, while Tyaunna Marshall was named Third Team All-ACC, ACC All-Freshman Team and Third Team Freshman All-America by the Full Court Press.

Joseph earned her 150th career victory on Feb. 24, 2011 with a 64-57 win at No. 13 North Carolina, marking the first time Georgia Tech swept the Tar Heels since the 1990-91 season, and becoming the fastest coach in school history to win 150 games.

Following the season, Montgomery was selected No. 10 overall by the New York Liberty in the 2011 WNBA Draft, the first ACC player drafted in 2011 and became Tech's highest drafted player and first first round draft pick. Montgomery is the fifth Yellow Jacket to be selected in the WNBA draft. During her eight seasons on the Flats, Joseph has coached 18 All-ACC honorees, three ACC All-Freshman team members, five ACC All-Defensive team selections, three ACC All-Academic team members and the 2010 ACC Sixth Player of the Year.

Joseph helped her 2009-10 team to a record-setting season in her seventh on the Flats. She led her squad to a 23-10 mark, tying the most wins in program history and most since joining the ACC prior to the 1979-80 season. Her team reached its fourth straight NCAA Tournament. The year was marked by the development of Brigitte Ardossi, who registered one of the best senior seasons in program history. She earned All-ACC second team honors and become just the fifth Yellow Jacket to be drafted when the Atlanta Dream selected her in the second round. Montgomery earned her second straight All-ACC

third team nod and was selected the ACC Sixth Player of the Year.

In her sixth season, Joseph once again led her team to a 22-10 record and led it to the program's third straight NCAA Tournament appearance despite listing 10 freshmen and sophomores on the roster. Tech found itself in the national rankings for five consecutive weeks during the season. The team registered wins over three ranked opponents during the regular season, including a 66-62 win over No. 2/3 North Carolina, the highest ranked opponent ever defeated by a Yellow Jacket team. The Jackets also earned the program's second NCAA Tournament victory when they defeated Iowa in the first round of the tournament, 76-62.

The 2007-08 campaign was another successful season with Joseph at the helm. The Jackets finished with a 22-10 record, registering the most wins in program history since joining the ACC before the 1979-80

season. Tech also made its second straight NCAA Tournament appearance, another first for the Yellow Jacket program. The Jackets' play earned them a national ranking of No. 23 in both the AP and ESPN/Coaches Polls during the week of Jan. 21, 2008, the team's first national ranking in 14 years. Two Jackets earned All-ACC honors and senior Chioma Nnamaka became the highest-ever Yellow Jacket taken in the WNBA draft, when she was selected 21st overall.

In her fourth year at Tech, Joseph again took the program to new heights. She coached the Jackets to a 21-12 finish, the best in school history, and the program's first NCAA Tournament win, a 55-54 thriller over DePaul. The Jackets also earned their first-ever winning record in ACC play, including wins over defending national champions and fourth-ranked Maryland and Sweet 16 participant NC State. Tech's 9-5 ACC record was seven wins better than the previous season and was the second-best turnaround in conference history.

Once again, Joseph proved to be one of the best recruiting coaches in the nation when she brought in the eighth-ranked recruiting class, featuring forwards Alex Montgomery and Iasia Hemingway, guards Deja Foster, Shaday Woolcock and Simone Trice. Montgomery became the then-highest-ranked recruit to ever sign a letter of intent when the 15th-ranked player chose Tech during the early signing period.

Joseph's third season at the helm of the program proved to be one of her most successful, both on and off the court. While the Jackets again finished just one game shy of postseason qualification, Georgia Tech earned its first ACC Tournament victory under Joseph and came within five points of recording a quarterfinal victory in the conference tournament against the eventual national champion Maryland. Joseph had two players

## JOSEPH IN THE POST SEASON

## 2007: #7 Seed | NCAA 2nd Round

M17	vs. #10 DePaul	W, 55-54
M19	vs. #2 Purdue	L, 63-76

## 2008: #10 Seed | NCAA 1st Round

M22	vs. #7 Iowa State	L, 55-58
-----	-------------------	----------

## 2009: #9 Seed | NCAA 2nd Round

M22	at #8 Iowa	W, 76-62
M24	vs. #1 Oklahoma	L, 50-69

## 2010: #6 Seed | NCAA 1st Round

M21	vs. #11 Arkansas-Little Rock	L, 53-63
-----	------------------------------	----------

## 2011: #5 Seed | NCAA 2nd Round

M19	vs. #12 Bowling Green	W, 69-58
M21	at #4 Ohio State	L, 60-67

## 2012: #4 Seed | NCAA Sweet 16

M18	vs. #13 Sacred Heart	W, 76-50
M20	vs. #5 Georgetown	W, 76-64
M24	vs. #1 Baylor	L, 68-83

## 2014: #10 Seed | NCAA 1st Round

M23	vs. #7 LSU	L, 78-98
-----	------------	----------

## 2015: At-Large Bid | WNIT 2nd Round

M19	vs. Elon	W, 69-47
M22	at Ole Miss	L, 48-63

## 2016: At-Large Bid | WNIT 2nd Round

M17	vs. Mercer	W, 73-56
M21	vs. Tulane	L, 61-64

## 2017: At-Large Bid | WNIT Championship Game

M16	vs. Jacksonville	W, 71-55
M19	vs. UCF	W, 63-51
M23	vs. MTSU	W, 70-57
M26	vs. Alabama	W, 76-66
M29	vs. Washington State	W, 69-61
A1	at Michigan	L, 79-89 (3OT)

## HEAD COACH MACHELLE JOSEPH

earn their degrees the following May, and another to be selected in the WNBA draft.

In 2005, Joseph guided a young Yellow Jacket team to a 13-14 record, with the top victory of the season coming against Georgia Tech's arch rival, Georgia, by a score of 55-49 at Alexander Memorial Coliseum. It marked the first time since the 1998-99 season that the Yellow Jackets had defeated a team ranked in the top-10, and the highest ranked team Tech had recorded a victory against since the 1991-92 season, as the Bulldogs were ranked sixth in the nation entering the contest.

Joseph's first recruiting class as the head coach at the Institute, the 2004-05 freshman class, was ranked the No. 5 recruiting class in the nation by the All Star Girls Report in USA Today in November, 2003. Included in that group were high school All-Americans Jill Ingram, Daphne Mitchell and Janie Mitchell, with Giuliett Ancora, Shantrell Moss and Chioma Nnamaka rounding out her first recruiting class.

Joseph acquired a program that she helped take to the NCAA Tournament for the first time in a decade and just the second time in school history when she was named the Yellow Jackets' head coach prior to the 2003-04 season. During her first season, Joseph tied the records for most overall and conference victories by a first-year head coach, tying her predecessor, Agnus Berenato, who left the Flats to become head coach at Pittsburgh after 15 seasons in the same post at Georgia Tech.

Joseph's skill as a recruiter translated into immediate results at Georgia Tech, where she assembled the then highest-rated freshman class in school history. Tech's 2002 recruiting class, which included McDonald's and WBCA prep All-American Kasha Terry, as well as Ashley Guerrant, Megan Harpring, April Johnson, Jessica Williams and Mallorie Winn, was rated among the top-15 in the nation by a number of recruiting services and media outlets, including No. 11 by the All-Star Girls Report as the second-highest in the Atlantic Coast Conference.

Following two years as an assistant coach under Berenato, during which the Yellow Jackets averaged 18 wins a season, Joseph was named the fifth head coach in the history of the Georgia Tech program by former Institute President Dr. G. Wayne Clough and then-Director of Athletics Dave Braine.

"I felt like I won the lottery when I took this job," said Joseph. "This is one of the best jobs in the country and there is no reason why we can't challenge for an ACC and national championship in the years to come. We have all of the resources, the support of our administration and everything that it takes to be a top-10 program, and that is my goal for Georgia Tech."

Braine said that rewarding Joseph with her first head coaching position was a logical choice.

"MaChelle has proven herself to be an outstanding coach and recruiter in her 11 years as an assistant coach, and in particular in her two years at Georgia Tech," Braine said at the time of her promotion.

Tech's former athletic director, Dan Radakovich, showed support in Joseph's vision and awarded her with a contract extension that will keep her at Georgia Tech through the 2014-15 season.

"MaChelle has certainly ratcheted up the program in a number of ways," Radakovich said. "She and her staff have worked extremely hard in recruiting, coaching and in gaining awareness in the city of Atlanta. This is definitely a program on the rise."

Prior to her hiring as an assistant before the 2001-02 season, the Yellow Jackets hadn't won 20 games in the same season since the 1992 WNIT Championship season, and hadn't finished at .500 or above in conference play since 1993.

In her two years as Tech's top assistant coach, Joseph applied her skills as an instructor and recruiter along with her all-star playing credentials to help the program enjoy two of the best seasons in its history.

Joseph arrived on the Flats after serving as an assistant coach and the recruiting coordinator on Joe Ciampi's staff at Auburn from 1997-2001. She helped guide the Tigers to a combined 97-50 record in five seasons and the second round of the NCAA Tournament on three occasions. Each of the last four recruiting classes she helped attract to Auburn were ranked in the top-10 nationally by the All Star Girls Report, including the Tigers' 2001 class that was ranked the nation's second-best.

Before joining the Auburn staff, Joseph coached at her alma mater, Purdue, from 1994-96 under Lin Dunn and helped the Boilermakers post a sterling 73-24 (.753) record in three seasons. Purdue advanced to the Final Four in 1994 and followed that performance with a trip to the NCAA Elite Eight in 1995. Joseph also served one year (1993) as an assistant at Illinois.

Overall, Joseph's career as an assistant coach spanned 11 years in three of the nation's top women's basketball conferences, with successful stops at Auburn of the Southeastern Conference, as well as Purdue and Illinois of the Big Ten preceding her Atlantic Coast Conference stint. In 15 seasons as a collegiate player and assistant coach, Joseph was a part of programs that produced winning records in every year but one, and reached the NCAA Tournament 11 times.

A four-year starter for the Boilermakers from 1989-1992, Joseph is one of the most decorated players in Purdue and Big Ten Conference history as she garnered numerous conference and national accolades. After earning Big Ten Freshman of the Year honors as well as second-team all-conference accolades in 1989, Joseph was a first-team All-Big Ten selection in 1990, 1991 and 1992 and was named the Big Ten Player of the Year as a senior. She also earned Kodak All-America honors in 1992, when she was tabbed the Women's Basketball News' College Player of the Year.

### JOSEPH YEAR-BY-YEAR AT GEORGIA TECH

Year	Overall	ACC/Finish*	ACC Tourn.	Home	Away	Neutral	Postseason
2003-04	14-15	5-11/8th	0-1	8-4	4-8	2-3	--
2004-05	13-14	4-10/8th	0-1	10-6	3-6	0-2	--
2005-06	14-15	2-12/11th	1-1	11-5	2-8	1-2	--
2006-07	21-12	9-5/6th	1-1	13-3	6-6	2-3	1-1 (NCAA 2nd Rd.)
2007-08	22-10	7-7/5th	1-1	14-2	7-6	1-2	0-1 (NCAA 1st Rd.)
2008-09	22-10	8-6/5th	0-1	13-2	5-5	4-3	1-1 (NCAA 2nd Rd.)
2009-10	23-10	8-6/4th	1-1	12-2	8-6	3-2	0-1 (NCAA 1st Rd.)
2010-11	24-11	9-5/4th	2-1	14-3	6-4	4-4	1-1 (NCAA 2nd Rd.)
2011-12	26-9	12-4/t3rd	2-1	10-3	10-2	6-4	2-1 (NCAA Sweet 16)
2012-13	14-16	7-11/t7th	0-1	7-8	5-6	2-2	--
2013-14	20-12	9-7/7th	1-1	11-4	5-6	4-2	0-1 (NCAA 1st Rd.)
2014-15	19-15	7-9/t9th	1-1	11-6	6-6	2-3	1-1 (WNIT 1st Rd.)
2015-16	20-13	8-8/t-7th	1-1	13-5	5-6	2-2	1-1 (WNIT 2nd Rd.)
2016-17	22-15	5-11/10th	1-1	16-5	3-9	3-1	5-1 (WNIT Finals)
<b>Totals (14 years)</b>	<b>274-177</b> <b>(.608)</b>	<b>100-112</b> <b>(.472)</b>	<b>12-14</b> <b>(.462)</b>	<b>163-58</b> <b>(.738)</b>	<b>75-87</b> <b>(.463)</b>	<b>36-35</b> <b>(.507)</b>	<b>12-10</b> <b>(.545)</b>



## ASSISTANT COACHES & STAFF



### ROB NORRIS

#### ASSISTANT HEAD COACH

INDIANA UNIVERSITY OF PENNSYLVANIA, 1999  
3RD SEASON AT GEORGIA TECH

A fourteen-year veteran of Division I college basketball, Rob Norris joined the Georgia Tech women's basketball staff as an assistant coach on April 15, 2015.

"I am very excited to add someone to our Georgia Tech women's basketball staff with Rob's level of experience," head coach MaChelle Joseph said. "He has been in college basketball for over 14 years on both the men's and women's side. He will oversee our scouting and will be in charge of player development. I look forward to working with Rob and welcome him and his family to Atlanta."

Norris comes to the Flats after serving as an assistant coach for the VCU women's basketball team for the 2014-15 season. He was also an assistant coach at Eastern Michigan and coached for nine years in men's college basketball.

"I am very grateful to be joining Coach Joseph's staff," Norris said. "It's an exciting time for Georgia Tech women's basketball and I am excited to be a part of it."

Norris was the lead assistant for the VCU women's basketball team for the 2014-15 season. At VCU, he worked with the guards and wings and helped guide the Rams to a 16-14 overall record.

Before coaching at VCU, Norris was an assistant coach at Eastern Michigan, serving as the team's defensive coordinator and focusing on the guards. In 2012-13, Eastern Michigan limited its opponents to 63.8 points per game and in 2013-14, improved its record by 10 wins to 18-14.

Prior to Eastern Michigan, Norris worked in men's basketball for 11 years. From 2006-09, Norris was the assistant coach at Canisius College and in 2009, he was promoted to the associate head coach where he served in that capacity until 2012. While at Canisius, Norris was mainly responsible for the team's scheduling and worked closely with the head coach in game-planning, opponent scouting and daily practice planning. He recruited former MAAC Co-Rookie of the Year, Frank Turner. Turner finished out his career ranked among the school's top-10 in 12 different statistical categories.

Norris spent two years at Towson University as an assistant coach (2004-06) where he worked under head coach Pat Kennedy. At Towson, Norris worked closely with future NBA standout Gary Neal who currently plays for the Minnesota Timberwolves. Norris also had worked with Kennedy, serving as his director of men's basketball operations from 2002-04 at the University of Montana and as his film coordinator at DePaul from 2001-02.

A native of Rochester, N.Y., Norris attended Fairleigh Dickinson University for two years before transferring to Indiana University of Pennsylvania for his junior and senior years. A four-year starter at guard, Norris earned a spot on the Northeast Conference's 1995-96 All-Newcomers Team after averaging 11.0 points per game for FDU as a freshman.

In his senior year, he was named captain at IUP and helped direct the Indians to a 22-5 record, the third-best in school history. He closed out his collegiate career with over 1,000 points, 300 assists and 300 rebounds.

A graduate of Rochester's McQuaid Jesuit High School, Norris was a four-year varsity player and a McDonald's All-American nominee. A two-time all-state and All-City Catholic League selection and a first-team All-Greater Rochester choice in his senior year, he led McQuaid to a pair of Section V championships.

Norris and his wife Ann Marie have three children, two daughters, Haden, Keely and a son, Holt.



### KEVIN MORRISON

#### ASSISTANT COACH

CALIFORNIA STATE POLYTECHNIC UNIVERSITY, 1994  
3RD SEASON AT GEORGIA TECH

Georgia Tech women's basketball head coach MaChelle Joseph announced the addition of Kevin Morrison, an eight-year division one coaching veteran and well known recruiter, to the staff as an assistant coach, on May 22, 2015.

"Kevin Morrison is a huge addition to a great staff," Joseph said. "He has had tremendous experiences at two very successful programs. His ability to recruit and coach at the highest level is proven. I am very excited about the future of our program and Kevin will be an integral part of our success."

Morrison brings a west-coast flavor to the Yellow Jackets after coaching at both Washington and California for the past eight years.

"I want to first off thank Coach Joseph for this opportunity," Morrison said. "I am extremely excited to join the Georgia Tech women's basketball staff and to have the chance to work with these student-athletes. Georgia Tech and the city of Atlanta are very special and I'm looking forward to joining the Yellow Jacket family."

Morrison spent the past four seasons at Washington, starting off as an assistant coach prior to the 2011-12 season and then being promoted to associate head coach in April of 2013. As the associate head coach, Morrison worked with on-court coaching, skill development and advancing scouting and recruiting for the Huskies.

Morrison aided Washington to a 23-10 record in 2015 which was the most wins in a season since 2002-03. The Huskies were selected to the NCAA Tournament in 2015 for the first time since 2007. He was instrumental in the development of the post players, including Talia Walton who was named to the Pac-12 All-Freshman Team and Aminah Williams who finished second all-time at UW for single-season rebounding and as the school's all-time rebounding leader. A notable recruiter, Washington signed three McDonald's All-Americans over his four seasons and signed three top 25 recruiting classes, including a top-10 class in 2013.

Morrison got his start in collegiate women's basketball at California. For four years, the La Verne, Calif., native served as an assistant coach at California under coach Joanne Boyle, where he assisted with recruiting and contributed in the Golden Bears ability to continually bring in highly ranked classes.

While at California, Morrison was a part of a successful Golden Bears program that reached the postseason in each of his four seasons, including advancing to the Sweet Sixteen in 2009 and won the WNIT Championship in 2010. During the 2007-08, and then later in 2008-09, the Golden Bears set a school record for wins with 27. Overall, Cal signed three recruiting classes that were ranked in the Top-10 by ESPN Hoopgurlz, Blue Star, and All-Star Girls Report (#1 in 2009, #9 in 2010, #7 in 2011).

Prior to joining the college ranks, Morrison was the president and head coach of the West Coast Elite AAU program, where he helped 74 players sign with Division I teams, including 19 McDonald's All-Americans and six Gatorade State Players of the Year and one Gatorade National Player of the Year.

Morrison is a 1994 graduate of Cal Poly Pomona with a degree in social work. He spent over nine years as a social worker and high school guidance counselor as well as a varsity girls' basketball coach. Kevin and his wife Heather have four children: sons Jayce, Jaylen, Myles and daughter Mya.

## ASSISTANT COACHES & STAFF



### JONNESHIA PINEDA

#### ASSISTANT COACH

GEORGIA SOUTHWESTERN STATE UNIVERSITY, 2011  
1ST SEASON, 5TH OVERALL AT GEORGIA TECH

Georgia Tech women's basketball head coach MaChelle Joseph announced the promotion of Jonneshia Pineda to assistant coach on June 9, 2017. Pineda extends her role on staff having joined the Yellow Jacket family in 2013.

A graduate of Georgia Southwestern State University, where she donned the Lady Hurricane uniform for two years, Pineda joined Tech's staff in 2013 as a video coordinator intern. After gaining valuable experience during the 2013-14 season that saw the Jackets earn a berth to the NCAA Tournament, Pineda served as an assistant coach with the FBC Southeast Elite basketball program the following year before returning to The Flats in 2015. While away from The Flats, Pineda help guide the FBC Southeast Elite team to its best record in program history and participated in the AAU national championships.

For the past two seasons, Pineda has served as a graduate manager with the Yellow Jackets, helping Tech to a pair of 20-win seasons and two WNIT appearances. In her role as a graduate manager, Pineda assisted with the creation of scouting reports, aided with individual guard workouts, monitored academic progress of the student-athletes and helped organize team building activities.

"First, I would like to thank God because without him this would not be possible," Pineda stated. "Secondly, I would like to thank Coach Joseph for this amazing opportunity. Things like this don't happen in this business. Coach Joseph believed in me from day one and I really appreciate Coach Joseph and the Georgia Tech women's basketball family for allowing me to continue/begin my career at Georgia Tech. Georgia Tech and the city of Atlanta is home and I'm extremely excited!"

Pineda recently completed master's work from America Public University in June, receiving a Master of Sports Administration. Pineda earned a bachelor degree in business with a concentration in marketing from Georgia Southwestern State University in 2011. While a Lady Hurricane, Pineda received the Peach Belt Conference Scholar Athlete award in 2010, served as team captain, and was named to the Athletic Director Honor Roll and 2011 Peach Belt Conference Presidential Honor Roll.

Prior to attending Georgia Southwestern State University, Pineda played two seasons at Pear River Community College where she led the team in points and assists, was team captain and named a Mississippi Association of Community and Junior Colleges All-Star.

In addition to her playing experience, Pineda brings along coaching and skills training to Joseph's staff.



### METRA WALTHOUR

#### DIRECTOR OF OPERATIONS

GEORGIA TECH, 2012  
5TH SEASON AT GEORGIA TECH

Georgia Tech's former standout point guard Metra Walthour was named the director of operations in August 2017. She served as the assistant director of women's basketball operations since May 29, 2015.

Walthour is no stranger to the Georgia Tech program, having played for Georgia Tech from 2008-2012 and she was Tech's graduate student manager from 2013-15.

Walthour finished her Georgia Tech career in 2012 after helping the Jackets to four 20-win seasons and four NCAA Tournament appearances, including Georgia Tech's first Sweet 16 trip in 2012. The Hinesville, Ga., native finished her illustrious career as part of the winningest class in Tech history as she was a part of 95 Yellow Jacket victories.

Walthour finished her career ranked in the top 10 of several Georgia Tech career lists. She ranked fifth in career assists (398), third in games played (128), seventh in 3-point field goals made (125), seventh in 3-point field goals attempted (389), 10th in assist average (3.0) and fifth in minutes played (3,532).

As a senior, Walthour played an integral role as Tech broke several records. The Yellow Jackets finished the 2012 season with a school-record 26 wins, a program-best 12 ACC victories, a school-high tie for third place in the ACC regular season and a school-record 10 road wins. Tech reached only the second ACC championship game in program history, earned its highest seed in the NCAA Tournament, 4, advanced to the Sweet 16 for the first time and finished ranked No. 10 in the coaches' poll.

Following her stellar career for the Jackets, Walthour graduated with a degree in Science, Technology and Culture in May of 2012 and went on to be the WBCA's "So You Want to be a Coach" intern for the 2013-14 year.

In 2014, Walthour returned to the Flats as a graduate manager for the Jackets. As a graduate manager, Walthour had a variety of responsibilities including coordinating team meals, helping to organize the team's student managers, overseeing the recruiting mailing system, assisting with live game breakdown of film and aiding in community service initiatives.



### BROCK BERENATO

#### DIRECTOR OF VIDEO AND PLAYER PERSONNEL

BRADLEY, 2014  
6TH SEASON AT GEORGIA TECH

Brock Berenato joined the Yellow Jackets' staff as the director of video and player personnel prior to the 2015 season. Berenato, who is distantly related to former head coach Agnus Berenato, comes to The Flats from VCU where he was hired as the video coordinator for women's basketball in June 2015.

He was no stranger to the Rams after serving as the graduate manager from during the 2014-15 season, where he assisted with film. Berenato received a M. Ed. Degree in sport leadership in 2015 from VCU. He was awarded the Center for Sport Leadership at VCU "Student of the Year" which honors one full-time student who demonstrated enthusiastic commitment, leadership qualities, and academic excellence.

Berenato attended Bradley University in Peoria, Ill., and graduated with a B.A. in sports communication in 2014. Berenato was also involved with women's basketball as an undergrad, assisting the team as an undergraduate manager from 2012-14. He was a seven time Dean's list member at Bradley.



## ASSISTANT COACHES & STAFF



### BRITTNI OLIVER

#### ASSISTANT DIRECTOR OF OPERATIONS

TUSCULUM COLLEGE, 2011  
1ST SEASON AT GEORGIA TECH

Brittni Oliver joined the Georgia Tech women's basketball staff in August 2017 as the Assistant Director of Basketball Operations. Oliver came to The Flats from the University of North Carolina at Wilmington.

Oliver spent last season at UNCW as the director of women's basketball operations, coordinating team travel, practice schedules, student managers, and donor relationships, while also assisting with budget development. Prior to assuming the director of operations role, Oliver served three years as the women's basketball administrative assistant at UNCW. While in that position, she managed the program's budget, coordinated staff travel, created a monthly newsletter for supporters, assisted with fundraising events and organized community service projects.

She came to The Flats as no stranger to the Atlantic Coast Conference, having volunteered with the conference office in the marketing department at several events, including the men's basketball tournament, women's basketball tournament and football championship.

A letterwinner on the women's basketball team at Tusculum College, Oliver was a member of a team that claimed three South Atlantic Conference regular season championships, two tournament championships and an Elite 8 appearance in 2010. She earned a bachelor of arts in sport management from Tusculum College in 2011. In 2012, she earned a master of science in kinesiology with a concentration in sport psychology and motor behavior from the University of Tennessee.



#### AMANDA BROWN

Academic Coach



#### SCOTT McDONALD

Dir., Strength & Conditioning



#### CHRIS AYERS

Graduate Manager



#### JUSTIN PEAK

Graduate Manager



#### RACHEL MATTHEWS

Athletic Trainer

## ADMINISTRATION



### TODD STANSBURY

#### DIRECTOR OF ATHLETICS

GEORGIA TECH, 1984

Georgia Institute of Technology introduced former Tech football player Todd Stansbury as the Institute's ninth director of athletics on Sept. 22, 2016.

Since officially arriving back on The Flats on Nov. 28, 2016, Stansbury has identified four strategic priorities for Georgia Tech athletics:

- define the GT athletics brand;
- establish the internal culture;
- align the internal structure;
- generate new revenue.

To assist in achieving his strategic goals, Stansbury established two new offices within the athletics department — the office of brand and ideation, which works to identify and tell the story of the Yellow Jackets' brand, and the office of innovation, which oversees Georgia Tech's efforts to build on its status as college athletics' leader in innovation, particularly through collaboration and partnerships within the Institute and innovation hubs throughout Atlanta.

He has also enlisted the help of prominent former Georgia Tech student-athletes that are now leaders in their fields. Examples include Stansbury's former teammate Sam Bracken, a *New York Times* best-selling author and renowned executive coach that has worked with Stansbury and the athletics department to establish a strong internal culture and identify strategic priorities, and volleyball alum Jaime Weston, the National Football League's senior vice president for marketing, creative and branding who is assisting with the Jackets' brand-identification efforts.

Prior to his return to Georgia Tech in 2016, Stansbury served as Oregon State's athletic director since June 2015, which followed a nine-year stint as the university's executive associate athletic director (2003-12). During his time at Oregon State, Stansbury was part of a senior management team that raised \$150 million for a football stadium expansion, in addition to fundraising for the construction of a sports performing center. He also was part of a team that established several career development initiatives for student-athletes.

Stansbury's resume also includes roles as athletic director at the University of Central Florida (2012-15) and East Tennessee State University (2000-03). He was Georgia Tech's assistant athletic director for academics from 1988-1995 under legendary A.D. Homer Rice.

Stansbury grew up in Canada. When he was 10 years old and on vacation with his family in Florida, he befriended several Georgia Tech football players staying at the same hotel. During the drive back home to Ontario, his family stopped on campus to see a practice. That's when Stansbury knew he wanted to play football on The Flats.

The dream came true and he earned varsity letters while at Georgia Tech from 1980-84 as a middle linebacker and on special teams for head coach Bill Curry. He was selected in the third round of the Canadian Football League draft by the Saskatchewan Roughriders in 1984.

As the ninth director of athletics in Georgia Tech history, he follows in the footsteps of storied names such as Rice, John Heisman and Bobby Dodd. He was hired following a national search that began in August 2016 when Mike Bobinski accepted the athletics director position at Purdue University. A nine-member search committee led by Georgia Tech Foundation President Al Trujillo identified candidates. The search process was assisted by Turnkey Search.

"Todd Stansbury is committed to athletes' success both on and off the field," Georgia Tech president Dr. G.P. "Bud" Peterson said at the time of Stansbury's hire. "His global perspective and leadership experience in athletics and development, combined with a lifelong passion for Georgia Tech, make him the ideal candidate. I believe this is one of those rare golden moments in life where opportunity meets ambition. We welcome him home."

"I am honored and humbled to have the opportunity to return to Georgia Tech, a place that has played such a large role in my life and the place responsible for opening up a world to me that I didn't even know existed," Stansbury said. "I am thankful to President Peterson and the selection committee for providing me this opportunity."

Stansbury and his wife, Karen, who were married inside Georgia Tech's Arthur B. Edge Intercollegiate Athletics Center, reside in Atlanta. After they were married in 1995, the couple traveled the world for 18 months before returning to the United States.



### MARK ROUNTREE

#### DEPUTY DIRECTOR OF ATHLETICS

LOUISIANA TECH, 1991

Mark Rountree, a former football student-athlete at Louisiana Tech and experienced athletics administrator who most recently served as the director of athletics at Portland State University, joined the Georgia Tech athletics staff as a deputy athletics director on Nov. 30, 2016. In his role, he serves as the sport administrator for Georgia Tech football.

Rountree was director of athletics at Portland State for 23 months, beginning on Jan. 2, 2015. In less than two years as A.D., he instituted fundraising and oversaw groundbreaking for the Viking Pavilion Project, a \$50 million renovation of PSU's main athletics facility, which will include a 3,000-seat arena and 15,000 square feet dedicated to student-athletes' academic pursuits when construction is completed in 2018. Also under Rountree's direction, Portland State set fundraising records during its annual Wine and Roses events in both 2015 and 2016.

He hired new women's basketball, softball and track and field head coaches at Portland State and signed football head coach Bruce Barnum to a five-year contract. Barnum went on to lead PSU to a 9-3 record and NCAA Division I FCS playoff appearance in his first full season at the helm in 2015. In addition to posting its best record as a Division I program, Portland State football also recorded its highest home attendance in seven seasons in '15.

Prior to his arrival at Portland State, Rountree served as deputy athletics director at Miami (Ohio) from 2013-14. At Miami, he oversaw the daily operation of the athletics department, served as sport administrator for football and men's basketball and supervised academics, business operations, compliance, equipment and strength and conditioning. He was also the department's chief financial officer and was responsible for strategic planning.

Rountree's administrative experience also includes stints at Georgetown (senior associate A.D./internal operations -- 2008-13), Oregon State (associate A.D./compliance -- 2004-08), Towson (assistant A.D./compliance -- 2000-04), Maryland (compliance coordinator -- 1997-2000), Texas Pan-American (assistant A.D./1994-97) and Louisiana Tech (director of academic support -- 1991-94). It was during his five years at Oregon State that he worked with Stansbury, who was OSU's executive associate A.D. at the time.

A native of West Monroe, La., Rountree was a four-year letterwinner as a running back/wide receiver at Louisiana Tech from 1987-90. He graduated from Louisiana Tech with a bachelor's degree in history in 1991.

He and his wife, Jennie, live in Atlanta.



## ADMINISTRATION

**G.P. "BUD" PETERSON****INSTITUTE PRESIDENT**

KANSAS STATE, 1975

G.P. "Bud" Peterson was appointed as the 11th president of Georgia Tech on April 1, 2009. Under his leadership, Georgia Tech has developed and begun the implementation of a 25-year strategic plan, exceeded the \$1.5 billion goal for Campaign Georgia Tech by 20 percent, grown innovative collaborations and strategic partnerships, expanded the campus infrastructure, attracted startups and established companies to Tech Square, and increased national and global visibility. Notably in that time, applications have tripled, and enrollment has increased by 23 percent.

Peterson came to Georgia Tech from the University of Colorado at Boulder, where he served as chancellor. Prior to that, he served as provost at Rensselaer Polytechnic Institute in New York, and for 19 years on the faculty and in leadership positions at Texas A&M University. He has worked for NASA and the National Science Foundation (NSF).

Throughout his career, Peterson has played an active role in helping establish the national education and research agendas, serving on many industry, government, and academic task forces and committees. He has served on a number of national accreditation agencies, with a focus on improving and assessing outcomes for higher education. He also has served on congressional task forces, research councils, and advisory boards, including the Office of Naval Research, the National Aeronautics and Space Administration, the Department of Energy, the National Research Council, and the National Academy of Engineering.

A distinguished scientist, he was appointed in 2008 by President George W. Bush, and again in 2014 by President Barack Obama, as a member of the National Science Board, which oversees the NSF and advises the U.S. president and Congress on national policy related to science and engineering research and education. In 2010, he was named by U.S. Secretary of Commerce Gary Locke as a member of the National Advisory Council on Innovation and Entrepreneurship. President Obama appointed him to the Advanced Manufacturing Partnership (AMP) steering committee in 2011, and to the AMP 2.0 steering committee in 2013. He is a member of the board of directors of the Association of American Universities. In August 2016, he became chair of the NCAA Board of Governors, the NCAA's highest governing body.

Peterson, a fellow of both the American Society of Mechanical Engineers (ASME) and the American Institute of Aeronautics and Astronautics (AIAA), received the AIAA Distinguished Service Award in 2011. His research has focused on phase change heat transfer in both the cooling of electronic devices and spacecraft thermal control. He is widely published, authoring or co-authoring 16 books or book chapters, 210 refereed journal articles, and more than 170 conference publications. He also holds a total of 13 patents, with one pending.

Peterson earned a bachelor's degree in mechanical engineering, a second bachelor's degree in mathematics, and a master's degree in engineering, all from Kansas State University. While at Kansas State, he lettered three years as a tight end/wide receiver for the Wildcats. He earned a Ph.D. in mechanical engineering from Texas A&M University. He and his wife, Val, have four adult children, two of whom are Georgia Tech alumni.

**CHARLES ISBELL****FACULTY ATHLETICS REPRESENTATIVE**

GEORGIA TECH, 1990

Charles Isbell, senior associate dean and professor in the College of Computing, was named faculty athletics representative (FAR) to the Georgia Tech Athletic Association on June 6, 2017.

The FAR serves as the liaison between the Institute and the Athletic Association on issues regarding rules compliance, developments at the National Collegiate Athletic Association (NCAA), and activities related to Atlantic Coast Conference (ACC) membership.

"Charles is an engaged leader and innovator at Georgia Tech in numerous areas, and we are very fortunate that he has agreed to add the role as the Institute's new faculty athletics representative to his responsibilities," said Peterson. "On behalf of all of Georgia Tech, I would also like to thank Reggie DesRoches for serving us so well as our FAR for the past three years."

Isbell has been a faculty member at Georgia Tech since 2002, but first came to Tech as a student to earn his bachelor's degree in computer science. He also holds a Ph.D. in computer science from the Massachusetts Institute of Technology.

His first institutional service role at Tech was with the Institute Undergraduate Curriculum Committee, where he worked with student-athletes returning to finish their degrees.

"Since the very beginning of being here as a faculty member, I've been interested in the way student-athletes interact with the rest of the institution," he said.

Isbell hopes to continue events that DesRoches organized to facilitate faculty and student-athlete interaction. He also hopes to serve as a bridge for faculty members to pursue more research endeavors with the Athletic Association.

"I can't tell you the number of conversations I've had with faculty members who have been interested in working with athletics, but weren't sure how to go about doing it," he said. "I'm going to put energy into making those connections."

For Isbell, understanding the experience of student-athletes is paramount to success in higher education. Athletic achievements can elevate a university's profile to prospective students, and student-athletes' relationship to the university is one that can be used as a model for the broader campus community.

"Anyone interested in higher education and how it has to grow and change has to understand how Division I athletics works at a university," he said. "As higher education changes, we have to think of ourselves more as a community and consider what lets people build connections and keep coming back. It's going to have to happen with all students, faculty, and staff, and athletics can be an example of how to do that well."

While Isbell is a fan and frequent attendee of Georgia Tech athletic events, his support for student-athletes extends beyond the stands.

"I want the student-athletes to know I am here for them, and I intend to talk with them and be a resource for them," he said. "I want them to know that and believe it, and know that I take it very seriously."

Isbell's research focuses on statistical machine learning and interactive artificial intelligence. He teaches several courses both to on-campus students and to students around the world in Tech's Online Master of Science in Computer Science program. His three-year term as FAR began on July 1, 2017.





## ***2016-17 SEASON REVIEW***

<b>2016-17 Results</b>	<b>30</b>
<b>Game-by-Game</b>	<b>31</b>
<b>Individual Stats</b>	<b>32</b>
<b>Superlatives</b>	<b>33</b>
<b>Box Scores</b>	<b>34-42</b>



## 2016-17 SEASON RESULTS

## 2016-17 Overall Record: 22-15, ACC 5-11

Home: 16-5 Away: 3-9 Neutral: 3-1

Yellow Jackets  
By The Numbers

## Games leading GT in...

## Scoring:

O'Neil	13
Pan	11
Pugh	6
Edeferioka	4
Tilford	3
Peresson	1
Sweeney	1

## Rebounding:

Edeferioka	13
O'Neil	11
Pugh	6
Scott	4
Tilford	4
Vuckovic	4
Guimaraes	2
Pan	2
Peresson	1

## Assists:

Tilford	22
O'Neil	4
Sweeney	4
Vuckovic	4
Cook	3
Edeferioka	2
Guimaraes	2
Peresson	2
Pugh	2
Pan	1

## Games in Double Figure Scoring:

O'Neil	24
Pan	21
Tilford	19
Peresson	11
Pugh	11
Edeferioka	10
Sweeney	8
Scott	7
Vuckovic	4

## Games with 20+ points:

O'Neil	7
Pan	6
Pugh	4
Tilford	1

## Games with 5+ assists:

Tilford	10
Cook	1
Edeferioka	1
O'Neil	1
Peresson	1

## Games with 3+ steals:

Tilford	16
Pan	7
Peresson	3
Scott	3
Vuckovic	3
Cook	2
Edeferioka	1
Pugh	1
Sweeney	1

DATE	OPPONENT	SCORE	ATTEND	HIGH POINTS	HIGH REBOUNDS
11/11/16	SAMFORD	W, 62-57	823	(16) Zaire O'Neil	(6) Antonia Peresson
11/13/16	ALABAMA STATE	W, 70-48	618	(16) Elo Edeferioka	(7) Elo Edeferioka
11/16/16	at Kennesaw State	W, 86-49	889	(14) Pan, O'Neil	(7) Edeferioka, Vuckovic
11/20/16	GEORGIA	W, 52-45	2206	(20) Zaire O'Neil	(6) Pan, O'Neil
11/25/16	vs. Dayton	W, 81-68	326	(25) Francesca Pan	(9) Chelsea Guimaraes
11/26/16	vs. Mizzou	W, 72-70		(20) Imani Tilford	(5) Zaire O'Neil
12/1/16	MICHIGAN	L, 52-92	818	(15) Imani Tilford	(6) Katarina Vuckovic
12/3/16	GEORGIA STATE	W, 73-42	1235	(18) Antonia Peresson	(11) Scott, Tilford
12/7/16	MERCER	W, 70-50	520	(15) Imani Tilford	(8) Chelsea Guimaraes
12/11/16	APPALACHIAN STATE	W, 81-52	718	(17) Cha'Ron Sweeney	(10) Elo Edeferioka
12/17/16	at Alabama	L, 65-67	2214	(17) Zaire O'Neil	(8) Katarina Vuckovic
12/22/16	at Middle Tennessee State	W, 61-60	4222	(18) Zaire O'Neil	(9) Elo Edeferioka
12/29/16	PRINCETON	W, 67-51	856	(17) Elo Edeferioka	(10) Scott, Edeferioka
1/2/17	NOTRE DAME*	L, 38-55	1641	(9) Zaire O'Neil	(13) Zaire O'Neil
1/5/17	DUKE*	L, 68-75	743	(23) Francesca Pan	(9) Francesca Pan
1/12/17	at Boston College*	W, 71-67	535	(17) Francesca Pan	(8) Zaire O'Neil
1/15/17	SYRACUSE*	W, 75-66	1152	(28) Kaylan Pugh	(13) Kaylan Pugh
1/18/17	at Louisville*	L, 51-91	7606	(9) Pugh, Pan	(5) Zaire O'Neil
1/22/17	at Wake Forest*	L, 65-70 (ot)	1022	(22) Zaire O'Neil	(7) Pugh, O'Neil
1/26/17	FLORIDA STATE*	L, 63-69	1017	(23) Kaylan Pugh	(8) Elo Edeferioka
1/29/17	at Clemson*	L, 61-62	365	(19) Zaire O'Neil	(3) Edeferioka, Pugh, Scott
2/2/17	at Virginia*	L, 64-65 (ot)	3187	(24) Zaire O'Neil	(14) Zaire O'Neil
2/5/17	VIRGINIA TECH*	W, 87-81	1023	(25) Zaire O'Neil	(12) Imani Tilford
2/9/17	NC STATE*	L, 67-75 (ot)	748	(28) Zaire O'Neil	(9) Zaire O'Neil
2/12/17	at Notre Dame*	L, 69-90	9149	(24) Francesca Pan	(5) Tilford, O'Neil
2/16/17	at North Carolina*	L, 88-89	1909	(18) Francesca Pan	(11) Elo Edeferioka
2/19/17	PITTSBURGH*	W, 71-57	1039	(20) Francesca Pan	(7) Elo Edeferioka
2/23/17	CLEMSON*	W, 72-58	1040	(17) Elo Edeferioka	(9) Elo Edeferioka
2/26/17	at Miami*	L, 70-75	1321	(21) Francesca Pan	(9) Zaire O'Neil
3/1/17	vs. Boston College	W, 71-67	2769	(21) Kaylan Pugh	(8) Katarina Vuckovic
3/2/17	vs. Miami	L, 71-87	3145	(21) Kaylan Pugh	(5) Pugh, Scott
3/16/17	JACKSONVILLE	W, 71-55	766	(13) Kaylan Pugh	(7) Kaylan Pugh
3/19/17	UCF	W, 63-51	682	(21) Francesca Pan	(10) Kaylan Pugh
3/23/17	MTSU	W, 70-57	819	(18) Francesca Pan	(8) Imani Tilford
3/26/17	ALABAMA	W, 76-66	821	(16) Elo Edeferioka	(11) Elo Edeferioka
3/29/17	WASHINGTON STATE	W, 69-61	1106	(20) Zaire O'Neil	(16) O'Neil, Edeferioka
4/1/17	at Michigan	L, 79-89 (ot3)	4417	(21) Zaire O'Neil	(16) Elo Edeferioka

\* - Conference game

## Georgia Tech's 2016-17 Record

	W	L	PCT	ACC	W	L	PCT
Overall	22	15	.595	All Games	5	11	.313
Home	16	5	.762	Home	4	4	.500
Away	3	9	.250	Away	1	7	.125
Neutral	3	1	.750	Neutral	-	-	-

Last five games:

4-1

Last 10 games:

7-3

Largest margin of victory:

37 (86-49) at Kennesaw State

Largest margin of defeat:

40 vs. Michigan (92-52), at No. 9/8 Louisville (91-51)

## Margins of Victory/Defeat

	1	2	3	4	5	6	7	8	9	10	11-19	20-29	30-39	40+
Won By	1	1	2	1	1	1	1	1	1	1	7	3	2	
Lost By	3	1		2	1	1	1	1	1	1	2	1		2

## Score By Quarters:

	1st (Avg.)	2nd (Avg.)	3rd (Avg.)	4th (Avg.)	OT (Avg.)	Total (Avg.)
Georgia Tech	17.4	15.9	16.8	17.9	19.8	68.7
Opponents	15.3	16.3	16.6	16.1	12.3	65.6

## Attendance Summary

	Games	Totals	Average Per Game
Home	21	20,391	971
Away	12	43,076	3,070
Neutral	4		1,560
Total	37	63,467	1,715

## Record By Month

Month	W-L	(ACC W-L)
November	6-0	0-0
December	5-2	0-0
January	2-6	2-6
February	3-5	3-5
March	6-2	0-0

## Record By Day Of Week

Day	W-L	(ACC W-L)
Sunday	7-4	3-4
Monday	0-1	0-1
Tuesday	0-0	0-0
Wednesday	4-1	0-1
Thursday	7-7	2-5
Friday	2-0	0-0
Saturday	2-2	0-0

## Record When...

	W-L
Leading at halftime	17-4
Trailing at halftime	4-10
Tied at halftime	1-1
In overtime games	0-4

# 2016-17 GAME-BY-GAME RESULTS

		TOTAL		3-PTRS		REBS								
Date	Opponent	FG-A	Pct	3FG-A	Pct	FT-A	Pct	Tot	PF	A	TO	Blk	Stl	Pts
N11	Georgia Tech	23-54	.426	6-18	.333	10-21	.476	25	19	13	10	2	16	62
	Samford	16-36	.444	10-19	.526	15-17	.882	29	17	10	27	2	3	57
N13	Georgia Tech	24-61	.393	4-16	.250	18-30	.600	45	24	11	19	6	13	70
	Alabama State	15-63	.238	4-32	.125	14-19	.737	42	30	7	24	5	6	48
N16	Georgia Tech	36-65	.554	4-10	.400	10-12	.833	41	22	16	14	4	12	86
	Kennesaw State	17-56	.304	5-24	.208	10-12	.833	30	12	8	20	4	4	49
N20	Georgia Tech	19-57	.333	4-17	.235	10-22	.455	33	20	12	16	7	11	52
	Georgia	16-50	.320	3-13	.231	10-14	.714	42	19	12	27	7	8	45
N25	Georgia Tech	22-57	.386	5-19	.263	32-43	.744	44	32	12	15	1	5	81
	Dayton	19-61	.311	5-22	.227	25-32	.781	32	28	10	15	2	6	68
N26	Georgia Tech	24-58	.414	5-16	.313	19-31	.613	32	28	12	8	0	10	72
	Mizzou	23-49	.469	5-16	.313	19-28	.679	35	24	15	17	1	3	70
D1	Georgia Tech	17-58	.293	6-20	.300	12-25	.480	38	26	8	18	5	5	52
	Michigan	33-66	.500	6-18	.333	20-27	.741	44	22	19	9	9	6	92
D3	Georgia Tech	26-73	.356	10-33	.303	11-18	.611	62	22	15	17	3	8	73
	Georgia State	15-59	.254	1-9	.111	11-16	.688	33	18	7	17	5	7	42
D7	Georgia Tech	29-63	.460	10-26	.385	2-2	1.000	47	15	24	25	2	9	70
	Mercer	14-58	.241	8-20	.400	14-16	.875	26	11	9	16	2	14	50
D11	Georgia Tech	28-69	.406	14-27	.519	11-16	.688	46	18	13	14	0	7	81
	Appalachian State	19-63	.302	5-16	.313	9-16	.563	41	12	12	18	4	5	52
D17	Georgia Tech	25-63	.397	4-16	.250	11-22	.500	43	18	9	16	5	11	65
	Alabama	23-68	.338	9-6	.346	12-18	.667	48	14	14	17	6	7	67
D22	Georgia Tech	23-50	.4160	4-12	.333	11-20	.550	30	22	9	16	4	7	61
	Middle Tennessee	18-45	.400	7-18	.389	17-23	.739	31	20	13	17	3	3	60
D29	Georgia Tech	26-64	.406	5-15	.333	10-17	.588	45	16	11	13	7	12	67
	Princeton	19-68	.279	8-24	.333	5-6	.833	41	19	13	18	5	3	51
J2	Georgia Tech	14-58	.241	1-8	.125	9-20	.450	40	15	5	17	2	7	38
	Notre Dame	23-57	.404	4-16	.250	5-10	.500	40	17	15	16	7	11	55
J5	Georgia Tech	24-66	.364	6-29	.207	14-21	.667	34	23	9	21	1	19	68
	Duke	27-50	.540	5-12	.417	16-21	.762	32	18	15	23	9	14	75
J12	Georgia Tech	29-66	.439	6-19	.316	7-23	.304	41	25	9	23	0	19	71
	Boston College	24-50	.480	4-14	.286	15-23	.652	36	18	14	27	3	10	67
J15	Georgia Tech	23-62	.371	4-10	.400	25-39	.641	58	26	10	27	5	9	75
	Syracuse	23-83	.277	7-14	.171	13-19	.684	46	30	11	18	9	11	66
J18	Georgia Tech	17-61	.279	3-14	.214	14-24	.583	30	30	7	10	1	5	51
	Louisville	31-54	.574	9-16	.563	20-34	.588	48	19	20	10	7	5	91
J122	Georgia Tech	28-71	.394	5-18	.278	4-12	.333	41	31	15	26	8	17	65
	Wake Forest	24-64	.375	5-13	.385	17-25	.680	50	15	14	29	4	9	70
J26	Georgia Tech	25-63	.397	2-7	.286	11-16	.688	33	20	6	14	4	8	63
	Florida State	29-64	.453	3-7	.429	8-15	.533	39	15	9	18	8	9	69
J29	Georgia Tech	22-54	.407	4-17	.235	13-14	.929	21	19	9	11	2	10	61
	Clemson	22-48	.458	2-6	.333	16-19	.842	39	14	9	20	1	3	62
F2	Georgia Tech	28-72	.389	2-17	.118	6-11	.545	46	15	11	13	2	8	64
	Virginia	27-61	.443	5-21	.238	6-12	.500	39	17	8	17	6	7	65
F5	Georgia Tech	29-65	.446	9-21	.429	20-25	.800	50	12	15	20	1	5	87
	Virginia Tech	32-65	.492	10-28	.357	7-11	.636	23	21	12	12	2	12	81
F9	Georgia Tech	25-69	.362	1-9	.111	16-22	.727	50	27	8	17	1	7	67
	NC State	24-68	.353	7-20	.350	20-27	.741	38	22	14	13	5	8	75
F12	Georgia Tech	26-65	.400	6-14	.429	11-19	.579	33	15	11	12	1	6	69
	Notre Dame	38-71	.535	4-15	.267	10-14	.714	43	14	16	11	7	4	90
F16	Georgia Tech	33-70	.471	10-22	.455	12-17	.706	40	21	15	14	2	8	88
	North Carolina	128-58	.483	14-27	.519	19-23	.826	28	14	13	15	6	8	89
F19	Georgia Tech	23-58	.397	6-11	.545	19-23	.826	34	17	12	9	4	8	71
	Pittsburgh	22-54	.407	5-19	.263	8-8	1.000	31	21	15	17	3	7	57
F23	Georgia Tech	22-57	.386	2-8	.250	26-37	.703	39	23	9	20	2	11	72
	Clemson	18-52	.346	4-17	.235	18-26	.692	33	26	9	23	4	7	58
F26	Georgia Tech	25-69	.362	6-16	.375	14-21	.667	48	23	12	14	0	5	70
	Miami	27-61	.443	4-12	.333	17-21	.810	32	21	16	11	6	9	75
M1	Georgia Tech	25-64	.391	4-14	.286	17-26	.654	40	20	7	17	2	13	71
	Boston College	25-55	.455	3-18	.167	14-17	.824	33	23	12	23	6	8	67
M2	Georgia Tech	28-61	.459	4-13	.308	11-21	.524	28	19	10	14	4	6	71
	Miami	37-58	.638	3-6	.500	10-13	.769	29	18	15	16	6	5	87
M16	Georgia Tech	23-51	.451	4-12	.333	21-28	.750	31	28	13	14	5	10	71
	Jacksonville	21-57	.368	4-14	.286	9-18	.500	35	26	9	19	4	6	55
M29	Georgia Tech	20-51	.392	7-20	.350	16-29	.552	37	20	14	14	3	10	63
	UCF	21-57	.368	1-9	.111	8-18	.444	37	25	7	17	2	8	51
M23	Georgia Tech	26-57	.456	6-12	.500	12-25	.480	46	18	18	15	6	4	70
	Middle Tennessee	21-60	.350	8-26	.308	7-10	.700	31	24	11	10	5	8	57
M26	Georgia Tech	29-58	.500	7-16	.438	11-16	.688	37	23	17	18	6	3	76
	Alabama	21-66	.318	6-19	.316	18-24	.750	36	17	14	12	4	9	66
M29	Georgia Tech	27-67	.403	3-17	.176	12-26	.462	50	8	17	14	6	10	69
	Washington State	24-64	.375	8-22	.364	5-7	.714	35	19	18	15	6	7	61
A1	Georgia Tech	31-79	.392	7-23	.304	10-14	.714	56	24	18	24	11	6	79
	Michigan	29-79	.367	8-29	.276	23-28	.821	38	14	16	11	3	9	89
Georgia Tech		924-2306	.401	196-612	.320	498-808	.616	1494	784	442	599	125	340	2542
Opponents		865-2198	.394	209-684	.306	490-687	.713	1345	714	461	645	178	269	2429



## 2016-17 INDIVIDUAL STATS

## OVERALL/CONFERENCE STATS

##	Player	GP-GS	Min	Avg	TOTAL		3-PTS		Pct	FT-A		Pct	REBOUNDS			Avg	PF	FO	A	TO	Blk	Stl	Pts	Avg
					FG-A	Pct	3FG-A	Pct		Off	Def		Tot											
21	Zaire O'Neil	37-26	890	24.1	187-370	.505	0-2	.000	105-177	.593	109	103	212	5.7	131	10	62	102	20	27	479	12.9		
33	Conference Only...	16-13	443	27.7	93-195	.477	0-0	.000	45-78	.577	58	50	108	6.8	62	5	24	50	4	15	231	14.4		
	Francesca Pan	36-35	966	26.8	154-420	.367	63-200	.315	43-68	.632	45	90	135	3.8	101	6	40	78	18	42	414	11.5		
01	Conference Only...	16-15	406	25.4	71-186	.382	25-84	.298	13-20	.650	21	36	57	3.6	42	3	9	37	3	20	180	11.3		
	Kaylan Pugh	26-4	553	21.3	103-216	.477	0-3	.000	62-126	.492	47	89	136	5.2	50	1	23	58	3	29	268	10.3		
00	Conference Only...	16-4	360	22.5	61-139	.439	0-3	.000	33-67	.493	30	54	84	5.3	31	1	16	37	2	18	155	9.7		
	Imani Tilford	37-28	1023	27.6	106-287	.369	8-31	.258	127-182	.698	54	70	124	3.4	109	3	119	85	6	92	347	9.4		
11	Conference Only...	16-14	467	29.2	38-121	.314	1-12	.083	65-89	.730	24	30	54	3.4	50	1	55	36	3	41	142	8.9		
	Elo Edeferioka	37-36	811	21.9	92-215	.428	1-2	.500	61-87	.701	97	124	221	6.0	96	2	19	68	32	23	246	6.6		
55	Conference Only...	16-15	336	21.0	35-89	.393	0-0	.000	27-32	.844	43	36	79	4.9	43	0	3	27	8	13	97	6.1		
	Antonia Peresson	37-11	785	21.2	78-219	.356	69-193	.358	19-27	.704	9	56	65	1.8	44	0	42	27	0	34	244	6.6		
10	Conference Only...	16-2	312	19.5	25-86	.291	22-72	.306	7-9	.778	2	25	27	1.7	18	0	14	14	0	14	79	4.9		
	Katarina Vuckovic	37-24	976	26.4	65-202	.322	27-93	.290	22-28	.786	34	129	163	4.4	53	0	52	41	23	28	179	4.8		
24	Conference Only...	16-11	406	25.4	31-85	.365	16-37	.432	8-10	.800	17	42	59	3.7	23	0	19	16	10	12	86	5.4		
	Chanin Scott	37-9	677	18.3	65-151	.430	6-12	.500	30-54	.556	62	88	150	4.1	91	1	22	52	9	31	166	4.5		
13	Conference Only...	16-3	288	18.0	18-51	.353	3-5	.600	17-27	.630	23	35	58	3.6	43	1	4	21	2	9	56	3.5		
	Chai'Ron Sweeney	33-2	339	10.3	47-145	.324	22-72	.306	14-27	.519	9	28	37	1.1	36	0	32	25	2	10	130	3.9		
02	Conference Only...	15-1	104	6.9	15-54	.278	6-26	.231	0-0	.000	2	4	6	0.4	14	0	10	5	0	2	36	2.4		
	Zutorya Cook	17-7	180	10.6	9-27	.333	0-3	.000	8-20	.400	7	18	25	1.5	21	0	17	18	1	18	26	1.5		
15	Conference Only...	5-1	75	15.0	2-9	.222	0-1	.000	5-10	.500	4	9	13	2.6	7	0	7	6	1	5	9	1.8		
	Chelsea Guimaraes	24-2	233	9.7	13-38	.342	0-1	.000	6-8	.750	24	33	57	2.4	31	0	11	19	5	5	32	1.3		
14	Conference Only...	9-0	61	6.8	3-10	.300	0-0	.000	1-2	.500	6	12	18	2.0	6	0	2	7	2	2	7	0.8		
	Simina Avram	7-0	43	6.1	3-9	.333	0-0	.000	0-2	.000	6	1	7	1.0	5	0	3	2	3	0	6	0.9		
44	Conference Only...																							
	Martine Fortune	10-0	43	4.3	1-5	.200	0-0	.000	1-2	.500	3	4	7	0.7	13	0	0	5	1	0	3	0.3		
04	Conference Only...	1-0	1	1.0	0-0	.000	0-0	.000	0-0	.000	0	0	0	0.0	0	0	0	0	0	0	0	0.0		
	Anne Diouf	13-1	31	2.4	1-2	.500	0-0	.000	0-0	.000	2	7	9	0.7	3	0	0	3	2	1	2	0.2		
TM	Conference Only...	7-1	16	2.3	1-1	1.000	0-0	.000	0-0	.000	2	5	7	1.0	3	0	0	2	1	1	2	0.3		
	TEAM.....										88	58	146					16						
	Conference Only...										41	27	68					10						
	Total.....	37	7550		924-2306	.401	196-612	.320	498-808	.616	596	898	1494	40.4	784	23	442	599	125	340	2542	68.7		
	Conference Only...	16	3275		393-1026	.383	73-240	.304	221-344	.642	273	365	638	39.9	342	11	163	268	36	152	1080	67.5		
	Opponents.....	37	7550		865-2198	.394	209-684	.306	490-687	.713	459	886	1345	36.4	714	-	461	645	178	269	2429	65.6		
	Conference Only...	16	3275		419-960	.436	92-284	.324	215-308	.698	196	401	597	37.3	302	-	210	280	87	134	1145	71.6		

## POINTS - REBOUNDS - ASSISTS

			00	01	04	10	11	13	14	15	21	24	33	44	55
Opponent	Date	Score	TILFORD	PUGH	DIUOF	VUCKOVIC	EDEFER.	SWEENEY	AVRAM	GUIMARAES	O'NEIL	SCOTT	PAN	FORTUNE	PERESSON
SAMFORD	11/11/16	W, 62-57	10-1-0	DNP	DNP	7-3-3	0-1-0	0-1-0	DNP	2-0-2	16-5-3	0-1-0	12-3-0	0-0-0	10-6-2
ALABAMA STATE	11/13/16	W, 70-48	3-0-1	DNP	DNP	6-4-0	16-7-3	13-3-1	2-2-0	2-0-0	4-5-2	6-6-1	5-3-0	1-2-0	8-3-0
at Kennesaw State	11/16/16	W, 86-49	6-3-1	DNP	DNP	3-7-2	11-7-1	10-2-1	0-2-1	4-4-4	14-4-0	12-6-0	14-3-3	0-1-0	5-0-2
GEORGIA	11/20/16	W, 52-45	8-5-2	DNP	DNP	8-2-3	2-4-0	0-0-2	DNP	0-3-1	20-6-0	2-2-2	6-6-0	DNP	6-2-2
vs Dayton	11/25/16	W, 81-68	15-4-2	DNP	DNP	1-1-1	4-4-0	10-2-4	0-0-0	2-9-1	13-5-2	11-3-0	25-8-1	0-0-0	0-2-0
vs Mizzou	11/26/16	W, 72-70	20-3-1	DNP	DNP	2-3-1	0-4-0	11-3-0	DNP	6-3-0	10-5-5	6-3-0	15-1-2	DNP	2-3-1
MICHIGAN	12/1/16	L, 52-92	15-3-1	DNP	DNP	3-6-2	0-4-0	1-2-2	4-1-1	1-3-0	6-2-1	6-5-0	6-3-1	0-0-0	10-2-0
GEORGIA STATE	12/3/16	W, 73-42	11-11-3	DNP	DNP	2-9-2	4-5-0	10-4-3	0-2-1	2-7-0	0-1-1	13-11-2	11-2-1	2-3-0	18-4-2
MERCER	12/7/16	W, 70-50	15-5-8	DNP	DNP	4-5-1	4-7-0	5-4-1	0-0-0	6-8-0	4-5-3	13-6-3	10-3-3	0-1-0	9-0-5
APPALACHIAN STATE	12/11/16	W, 81-52	9-1-6	DNP	0-2-0	3-4-0	11-10-0	17-4-2	0-0-0	0-0-0	8-5-0	10-7-0	8-5-4	0-0-0	15-3-1
at Alabama	12/17/16	L, 65-67	6-3-4	DNP	DNP	4-8-3	6-6-0	2-0-2	DNP	0-0-0	17-6-0	10-5-0	8-2-0	DNP	12-5-0
at Middle Tennessee	12/22/16	W, 61-60	10-3-4	9-3-0	0-0-0	3-5-1	10-9-2	0-0-1	DNP	0-1-0	18-2-0	0-0-0	8-5-1	DNP	3-0-0
PRINCETON	12/29/16	W, 67-51	8-1-4	8-5-2	0-0-0	0-7-2	17-10-0	0-2-0	DNP	0-0-0	13-4-0	8-10-2	DNP	0-0-0	12-2-1
NOTRE DAME	1/2/17	L, 38-55	3-4-2	8-2-0	2-2-0	2-6-0	4-3-1	0-0-0	DNP	9-13-1	7-3-0	0-0-0	DNP	DNP	3-1-1
DUKE	1/5/17	L, 68-75	2-2-5	17-6-0	0-0-0	0-1-1	2-3-0	11-1-1	DNP	0-0-0	6-2-1	3-3-0	23-9-0	DNP	2-2-1
at Boston College	1/12/17	W, 71-67	10-1-2	10-6-4	DNP	0-2-1	3-3-0	0-0-0	DNP	0-4-0	12-8-1	4-5-0	17-3-0	DNP	12-0-1
SYRACUSE	1/15/17	W, 75-66	9-5-4	28-13-4	DNP	3-0-0	4-6-0	0-1-0	DNP	0-4-0	13-6-1	6-8-0	11-4-0	DNP	0-0-1
at Louisville	1/18/17	L, 51-91	5-2-1	9-4-1	0-4-0	0-1-0	8-3-0	3-1-0	DNP	5-3-2	7-5-1	4-3-0	9-1-1	0-0-0	0-1-0
at Wake Forest	1/22/17	L, 65-70	2-3-3	5-7-1	0-0-0	2-6-0	0-5-0	4-0-2	DNP	0-0-0	22-7-1	10-4-0	10-3-1	DNP	8-2-1
FLORIDA STATE	1/26/17	L, 63-69	4-3-2	23-7-0	DNP	0-2-0	8-8-0	0-1-1	DNP	2-3-0	12-4-1	2-0-0	9-4-2	DNP	3-0-0
at Clemson	1/29/17	L, 61-62	10-2-3	1-3-0	DNP	10-2-2	9-3-0	8-0-1	DNP	0-2-0	19-1-1	4-3-0	0-1-1	DNP	0-0-1
at Virginia	2/2/17	L, 64-65	15-7-5	2-5-1	DNP	11-5-2	1-2-1	0-0-0	DNP	0-0-0	24-14-2	4-4-0	0-3-0	DNP	7-2-0
VIRGINIA TECH	2/5/17	W, 87-81	18-12-7	0-1-0	DNP	9-7-2	8-2-0	0-0-0	DNP	DNP	25-5-3	4-5-2	6-9-0	DNP	17-7-1
NC STATE	2/9/17	L, 67-75	12-1-5	6-7-0	DNP	6-5-2	6-6-0	4-0-0	DNP	0-2-0	28-9-1	0-6-0	0-2-0	DNP	5-5-0
at Notre Dame	2/12/17	L, 69-90	15-5-2	6-3-1	0-0-0	6-4-3	2-3-0	2-0-1	DNP	DNP	9-5-2	2-3-1	24-4-0	DNP	3-0-1
at North Carolina	2/16/17	L, 88-89	12-2-4	9-3-1	DNP	9-2-2	8-11-0	0-0-0	DNP	DNP	16-10-3	3-2-0	18-3-1	DNP	13-2-4
PITTSBURGH	2/19/17	W, 71-57	13-2-1	0-3-2	0-1-0	7-3-2	11-7-0	DNP	DNP	DNP	14-5-3	0-3-1	20-3-2	DNP	6-5-1
CLEMSON	2/23/17	W, 72-58	5-3-3	16-7-0	0-0-0	12-6-2	17-9-1	2-0-3	DNP	DNP	6-5-0	2-3-0	12-1-0	DNP	0-0-0
at MIAMI	02/26/17	L, 70-75	7-0-6	15-7-1	DNP	9-7-0	6-5-0	2-2-1	DNP	DNP	9-9-2	1-3-0	21-7-1	DNP	0-0-1
vs Boston College	03/01/17	W, 71-67	9-3-0	21-6-0	DNP	5-8-1	2-2-0	DNP	DNP	0-1-1	12-6-4	2-2-1	14-5-0	DNP	6-2-0
vs MIAMI	3/2/17	L, 71-87	11-3-5	21-5-1	0-0-0	12-2-0	5-4-0	DNP	DNP	0-0-0	12-1-0	2-5-1	5-1-2	DNP	3-0-1
JACKSONVILLE	3/16/17	W, 71-55	11-1-1	13-7-2	0-0-0	8-4-2	8-5-1	4-1-0	DNP	DNP	4-5-2	4-3-1	9-3-1	DNP	10-1-3
UCF	3/19/17	W, 63-51	11-4-6	13-10-1	DNP	0-5-0	2-3-0	0-2-0	DNP	DNP	7-1-3	0-1-0	21-7-3	DNP	9-1-1
MIDDLE TENNESSEE	3/23/17	W, 70-57	4-8-4	9-5-0	DNP	8-6-1	9-6-2	1-0-3	DNP	DNP	14-4-2	1-7-3	18-6-2	DNP	6-0-1
ALABAMA	3/26/17	W, 76-66	4-4-5	12-5-0	DNP	5-1-4	16-11-0	0-0-0	DNP	DNP	15-7-4	2-3-2	10-5-1	DNP	12-0-1
WASHINGTON STATE	3/29/17	W, 69-61	12-2-2	5-2-0	DNP	4-7-1	11-16-5	DNP	DNP	DNP	20-16-4	0-1-0	14-1-3	DNP	3-1-2
at Michigan	04/01/17	L, 79-89	7-2-4	2-4-1	0-0-0	5-7-3	11-17-2	10-1-0	DNP	DNP	21-9-2	2-5-0	15-6-3	DNP	6-1-3

# 2016-17 SUPERLATIVES

		Georgia Tech	Opponent
Points 1st Quarter	High	32, at North Carolina (2/16)	27, Louisville (1/18)
	Low	8, at Clemson (1/29), at Miami (3/2)	6, Alabama State (11/13)
Points 2nd Quarter	High	27, Virginia Tech (2/5), Alabama (3/26)	29, Virginia Tech (2/5)
	Low	2, at Louisville (1/18)	7, Georgia State (12/3)
Points 3rd Quarter	High	25, three times	27, Michigan (12/1)
	Low	9, Georgia (11/20), Michigan (12/1)	8, Virginia, (2/2)
Points 4th Quarter	High	29, vs Dayton (11/25)	24, Boston College (3/1), Michigan (4/1)
	Low	10, Notre Dame (1/2)	6, Georgia (11/20)
Total Points	High	88, at North Carolina (2/16)	92, Michigan (12/1)
	Low	38, Notre Dame (1/2)	42, Georgia State (12/3)
Field Goals Made	High	36, at Kennesaw State (11/16)	38, at Notre Dame (2/12)
	Low	14, Notre Dame (1/2)	14, Mercer (12/7)
Field Goals Attempted	High	79, at Michigan (4/1)	83, Syracuse (1/15)
	Low	50, at Middle Tennessee (12/22)	36, Samford (11/11)
3-Point FGM	High	14, Appalachian State (12/11)	14, at North Carolina (2/16)
	Low	1, twice	1, twice
3-Point FGA	High	33, Georgia State (12/3)	41, Syracuse (1/15)
	Low	7, Florida State (1/26)	6, twice
Free Throws Made	High	32, vs Dayton (11/25)	25, vs Dayton (11/25)
	Low	2, Mercer (12/7)	5, three times
Free Throws Att.	High	43, vs Dayton (11/25)	34, at Louisville (1/18)
	Low	2, Mercer (12/7)	6, Princeton (12/29)
Free Throw Pct.	High	1.000, Mercer (12/7)	1.000, Pittsburgh (2/19)
	Low	30.4, at Boston College (1/12)	44.4, UCF (3/19)
Offensive Rebounds	High	28, Georgia State (12/3)	24, Syracuse (1/15)
	Low	7, UCF (3/19), Alabama (3/26)	3, Samford (11/11)
Defensive Rebounds	High	36, NC State (2/9)	39, Louisville (1/18)
	Low	11, Clemson (1/29)	13, at Kennesaw State (11/16)
Total Rebounds	High	62, Georgia State (12/3)	50, at Wake Forest (1/22)
	Low	21, at Clemson (1/29)	23, Virginia Tech (2/5)
Assists	High	24, Mercer (12/7)	20, at Louisville (1/18)
	Low	5, Notre Dame (1/2)	7, three times
Blocked Shots	High	11, at Michigan (4/1)	9, three times
	Low	0, four times	1, twice
Steals	High	19, twice	14, twice
	Low	3, Alabama (3/26)	3, five times
Turnovers	High	27, Syracuse (1/15)	29, at Wake Forest (1/22)
	Low	8, vs Mizzou (11/26)	9, Michigan (12/1)
Personal Fouls	High	32, vs Dayton (11/25)	30, twice
	Low	8, Washington State (3/29)	11, Mercer (12/7)



## 2016-17 BOX SCORES

# 1 Georgia Tech

## Samford

Nov. 11, 2016 | McCamish Pavilion (Atlanta, Ga.)

62  
57

Official Basketball Box Score -- Game Totals -- Final Statistics  
Samford vs Georgia Tech  
11/11/16 5:30 p.m. at Atlanta, Ga. (McCamish Pavilion)

Samford 57 • 0-1

#	Player	Total		3-Ptr	FT-FTA	Rebounds			PF	TP	A	TO	Blk	Stl	Min
		FG-FGA	FG-FGA			Off	Def	Tot							
22	Ellen Riggins	f	3-5	0-0	7-7	2	3	5	3	13	0	7	1	1	36
35	Samantha Fitzgerald	f	3-9	3-5	2-2	1	5	6	3	11	2	2	0	0	37
05	Kassidy Blevins	g	4-6	3-5	1-2	0	4	4	1	12	1	4	0	0	32
12	Charity Brown	g	1-3	1-1	0-0	0	0	0	3	3	3	6	0	0	25
13	Brittany Stevens	g	1-2	0-0	2-2	0	2	2	4	4	4	4	0	0	20
02	Hannah Nichols	g	4-11	3-8	3-4	0	2	2	3	14	0	3	1	0	26
31	Cassidy Williams	g	0-0	0-0	0-0	0	1	1	0	0	0	0	0	0	10
32	Olivia Crozier	g	0-0	0-0	0-0	0	3	3	0	0	0	1	0	0	4
Team						0 6 6									
Totals		16-36		10-19	15-17	3 26 29			17	57	10	27	2	3	200

1st FG %: 3-10 30.0% 2nd: 7-11 63.6% 3rd: 3-9 33.3% 4th: 3-6 50.0% Game: 16-36 44.4% Deadball  
3FG %: 1-5 20.0% 6-8 75.0% 1-3 33.3% 2-3 66.7% 10-19 52.6% Rebounds  
FT %: 0-0 0.0% 2-3 66.7% 11-12 91.7% 2-2 100.0% 15-17 88.2% 2,2

Georgia Tech 62 • 1-0

#	Player	Total		3-Ptr	FT-FTA	Rebounds			PF	TP	A	TO	Blk	Stl	Min
		FG-FGA	FG-FGA			Off	Def	Tot							
11	Elo Edeferioka	f	0-1	0-0	0-0	0	1	1	1	0	0	2	0	0	10
21	Zaire O'Neil	f	6-13	0-0	4-6	2	3	5	3	16	3	1	0	2	34
13	Cha'Ron Sweeney	g	0-2	0-1	0-0	1	0	1	0	0	0	1	1	0	3
33	Francesca Pan	g	4-7	3-5	1-4	1	2	3	3	12	0	2	0	1	26
55	Antonia Peresson	g	4-7	2-5	0-2	0	6	6	2	10	2	1	0	3	36
00	Imani Tifford	g	4-7	0-2	2-3	1	0	1	2	10	0	0	0	3	18
02	Zutorya Cook	g	2-2	0-0	1-4	1	2	3	2	5	3	0	0	4	19
10	Katarina Vuckovic	g	2-11	1-5	2-2	0	3	3	1	7	3	1	0	2	31
15	Chelsea Guimaraes	g	1-2	0-0	0-0	0	0	0	1	2	2	1	0	0	9
24	Chanin Scott	g	0-2	0-0	0-0	1	0	1	2	0	0	1	0	1	6
44	Martine Fortune	g	0-0	0-0	0-0	0	0	0	2	0	0	0	0	0	8
Team						1 0 1									
Totals		23-54		6-18	10-21	8 17 25			19	62	13	10	2	16	200

1st FG %: 5-15 33.3% 2nd: 5-12 41.7% 3rd: 5-14 35.7% 4th: 8-13 61.5% Game: 23-54 42.6% Deadball  
3FG %: 2-4 50.0% 2-5 40.0% 0-4 0.0% 2-6 33.3% 6-18 33.3% Rebounds  
FT %: 0-0 0.0% 2-3 66.7% 4-8 50.0% 4-10 40.0% 10-21 47.6% 6

Officials: Daryl Humphrey, Rashan Michel, Michael DeCouto  
Technical fouls: Samford-None, Georgia Tech-None.  
Attendance: 823

Score by periods	1st	2nd	3rd	4th	Total
Samford	7	22	18	10	57
Georgia Tech	12	14	14	22	62

Points	In	Off	2nd	Fast
Paint	Paint	T/O	Chance	Break
SAM	12	5	2	0
GT	24	27	4	8

Last FG - SAM 4th-02:55, GT 4th-01:38.  
Largest lead - SAM by 10 4th-09:47, GT by 6 2nd-09:37.  
SAM led for 24:22. GT led for 11:14. Game was tied for 04:24.

Score tied - 3 times.  
Lead changed - 6 times.

# 2 Georgia Tech

## Alabama State

Nov. 13, 2016 | McCamish Pavilion (Atlanta, Ga.)

70  
48

Official Basketball Box Score -- Game Totals -- Final Statistics  
Alabama State vs Georgia Tech  
11/13/16 2 p.m. at Atlanta, Ga. (McCamish Pavilion)

Alabama State 48 • 0-2

#	Player	Total		3-Ptr	FT-FTA	Rebounds			PF	TP	A	TO	Blk	Stl	Min
		FG-FGA	FG-FGA			Off	Def	Tot							
24	Britney Wright	f	6-19	1-9	3-5	4	5	9	3	16	0	4	1	0	38
33	Danielle Ewert	f	5-14	1-10	4-4	3	4	7	0	15	1	4	0	2	33
35	Zomorja Clark	c	0-3	0-0	1-2	1	4	5	4	1	0	1	2	0	19
02	Danielle Clark	g	1-7	1-7	0-0	1	0	1	2	3	0	0	0	0	13
14	Elisiah Jones	g	0-1	0-0	0-0	0	1	1	4	0	2	2	0	4	13
03	Kailah Carter	g	0-1	0-0	2-4	0	0	0	1	2	0	1	0	0	4
04	Ziara Doe	g	1-5	0-0	0-0	4	0	4	0	2	1	2	0	0	16
05	Damyia Toney	g	2-5	1-4	2-2	0	1	1	3	7	1	1	0	0	15
11	Shamayah Smith	g	0-3	0-1	0-0	0	1	1	2	0	0	4	0	0	11
22	Kayla Stephens	g	0-3	0-1	0-0	0	1	1	5	0	1	4	0	0	21
34	Victoria Harvey	g	0-0	0-0	0-0	0	2	2	1	0	0	0	2	0	7
54	Tatyana Calhoun	g	0-2	0-0	2-2	1	1	2	5	2	1	1	0	0	10
Team						6 2 8									
Totals		15-63		4-32	14-19	20 22 42			30	48	7	24	5	6	200

1st FG %: 3-19 15.8% 2nd: 4-16 25.0% 3rd: 4-16 25.0% 4th: 4-12 33.3% Game: 15-63 23.8% Deadball  
3FG %: 0-8 0.0% 3-9 33.3% 0-8 0.0% 1-7 14.3% 4-32 12.5% Rebounds  
FT %: 0-0 0.0% 4-4 100.0% 3-5 60.0% 7-10 70.0% 14-19 73.7% 2,3

Georgia Tech 70 • 2-0

#	Player	Total		3-Ptr	FT-FTA	Rebounds			PF	TP	A	TO	Blk	Stl	Min
		FG-FGA	FG-FGA			Off	Def	Tot							
11	Elo Edeferioka	f	5-7	0-0	6-7	4	3	7	2	16	3	3	1	2	26
21	Zaire O'Neil	f	2-5	0-0	0-0	1	4	5	3	4	2	3	1	0	16
02	Zutorya Cook	g	2-6	0-1	0-0	1	4	5	3	4	3	3	0	2	24
33	Francesca Pan	g	2-9	1-5	0-0	0	3	3	1	5	0	5	3	1	22
55	Antonia Peresson	g	3-8	2-6	0-1	1	2	3	2	8	0	0	0	4	22
00	Imani Tifford	g	1-1	0-0	1-2	0	0	0	1	3	1	2	0	1	5
10	Katarina Vuckovic	g	1-4	0-0	4-4	2	2	4	0	6	0	1	0	1	17
13	Cha'Ron Sweeney	g	4-9	1-4	4-6	0	3	3	2	13	1	0	0	0	17
14	Simina Avram	g	1-3	0-0	0-2	2	0	2	1	2	0	0	0	0	6
15	Chelsea Guimaraes	g	1-1	0-0	0-0	0	0	0	3	2	0	0	0	0	8
24	Chanin Scott	g	2-6	0-0	2-6	3	3	6	3	6	1	2	1	2	27
44	Martine Fortune	g	0-2	0-0	1-2	1	1	2	3	1	0	0	0	0	10
Team						3 2 5									
Totals		24-61		4-16	18-30	18 27 45			24	70	11	19	6	13	200

1st FG %: 6-12 50.0% 2nd: 6-16 37.5% 3rd: 7-17 41.2% 4th: 5-16 31.3% Game: 24-61 39.3% Deadball  
3FG %: 1-2 50.0% 1-5 20.0% 1-4 25.0% 4-16 25.0% Rebounds  
FT %: 4-10 40.0% 5-7 71.4% 5-5 100.0% 4-8 50.0% 18-30 60.0% 6,4

Officials: Edward Sidlasky, Tom Danaher, Meadow Overstreet  
Technical fouls: Alabama State-TEAM, Georgia Tech-TEAM.  
Attendance: 618

Score by periods	1st	2nd	3rd	4th	Total
Alabama State	6	15	11	16	48
Georgia Tech	17	18	20	15	70

Points	In	Off	2nd	Fast
Paint	Paint	T/O	Chance	Break
ALST	18	11	7	7
GT	24	20	2	13

Last FG - ALST 4th-03:58, GT 4th-02:00.  
Largest lead - ALST None, GT by 27 4th-07:15.  
ALST led for 00:00. GT led for 39:17. Game was tied for 00:41.

Score tied - 0 times.  
Lead changed - 0 times.

# 3 Georgia Tech

## Kennesaw State

Nov. 16, 2016 | KSU Convocation (Kennesaw, Ga.)

86  
49

Official Basketball Box Score -- Game Totals -- Final Statistics  
Georgia Tech vs Kennesaw State  
11/16/16 7 P.M. at Kennesaw, Ga. (KSU Convocation Center)

Georgia Tech 86 • 3-0

#	Player	Total		3-Ptr	Rebounds					PF	TP	A	TO	Blk	Stl	Min
		FG-FGA	FG-FGA	FT-FTA	Off	Def	Tot									
11	Elo Edeferioka	f	5-7	0-0	1-2	3	4	7	1	11	1	2	1	0	0	26
15	Chelsea Guimaraes	f	1-1	0-0	2-2	3	1	4	1	4	4	2	0	0	0	17
02	Zutorya Cook	g	3-4	0-1	1-2	0	1	1	0	7	1	3	0	3	3	14
33	Francesca Pan	g	6-8	1-3	1-1	0	3	3	4	14	3	1	0	1	1	17
55	Antonia Peresson	g	2-2	1-1	0-0	0	0	0	0	5	2	0	0	0	1	25
00	Imani Tifford	g	3-9	0-1	0-0	2	1	3	3	6	1	0	0	0	0	23
10	Katarina Vuckovic	g	1-4	0-0	1-1	1	6	7	2	3	2	0	1	2	1	19
13	Cha'Ron Sweeney	g	4-9	2-4	0-0	0	2	2	2	10	1	1	0	1	1	17
14	Simina Avram	g	0-1	0-0	0-0	2	0	2	2	0	1	0	1	0	1	5
21	Zaire O'Neil	g	5-7	0-0	4-4	1	3	4	4	14	0	2	0	1	1	16
24	Chanin Scott	g	61-30	0-0	0-0	5	1	6	1	12	0	3	0	3	3	13
44	Martine Fortune	g	0-0	0-0	0-0	0	1	1	2	0	0	0	1	0	1	8
	Team					1	0	1								
Totals			36-65	4-10	10-12	18	23	41	22	86	16	14	4	12	200	





## 2016-17 BOX SCORES

# 9 Georgia Tech

## Mercer

### Dec. 7, 2016 | McCamish Pavilion (Atlanta, Ga.)

70  
50

Official Basketball Box Score -- Game Totals -- Final Statistics  
Mercer vs Georgia Tech  
12/7/16 7 p.m. at Atlanta, Ga. (McCamish Pavilion)

Mercer 50 • 7-2

#	Player	Total		3-Ptr		Rebounds			PF	TP	A		Blk	Stl	Min
		FG-FGA	FG-FGA	FT-FTA	FT-FTA	Off	Def	Tot			A	TO			
02	Amanda Thompson	1	3-7	0-0	2-2	3	3	6	3	8	0	2	0	2	31
11	Linnea Rosendal	1	2-4	2-4	0-0	0	0	0	0	6	0	2	0	0	8
01	Sydni Means	g	1-5	0-0	5-6	0	4	4	1	7	4	5	1	3	40
23	Kayla Potts	g	0-5	0-0	1-2	4	1	5	1	1	3	3	1	4	22
24	Kahlia Lawrence	g	1-12	0-2	0-0	0	3	3	3	2	0	2	0	2	40
13	Ciaara Edwards	g	0-0	0-0	2-2	0	1	1	0	2	1	0	0	1	10
15	Ally Welch	g	1-3	0-0	0-0	0	1	1	1	2	1	0	0	1	16
25	Kelke Calloway	g	6-22	6-14	4-4	1	3	4	2	22	0	2	0	1	33
Team						0	2	2							
Totals			14-58	8-20	14-16	8	18	26	11	50	9	16	2	14	200

1st - FG %: 3-15 20.0% 2nd: 3-15 20.0% 3rd: 4-14 28.6% 4th: 4-14 28.6% Game: 14-58 24.1% Deadball  
3FG %: 2-5 40.0% 2-5 33.3% 2-2 100.0% 1-4 25.0% 16-50 32.0% Rebounds  
FT %: 1-2 50.0% 9-10 90.0% 2-2 100.0% 2-2 100.0% 14-16 87.5% 2,1

Georgia Tech 70 • 8-1

#	Player	Total		3-Ptr		Rebounds			PF	TP	A		Blk	Stl	Min
		FG-FGA	FG-FGA	FT-FTA	FT-FTA	Off	Def	Tot			A	TO			
11	Elo Edeferioka	1	2-3	0-0	0-0	0	7	7	2	4	0	3	0	0	17
00	Imani Tilford	g	6-8	3-3	0-0	2	3	5	3	15	8	6	0	1	28
24	Chanin Scott	g	6-11	1-1	0-0	1	5	6	1	13	3	4	0	2	29
33	Francesca Pan	g	3-9	2-6	2-2	0	3	3	3	10	3	2	0	1	23
55	Antonia Peresson	g	3-11	3-11	0-0	0	0	0	1	9	5	2	0	4	33
02	Zutorya Cook	g	0-1	0-0	0-0	0	0	0	0	0	2	0	0	0	4
10	Katarina Vuckovic	g	2-6	0-1	0-0	1	4	5	1	4	1	0	1	0	15
13	Cha'Ron Sweeney	g	2-6	1-4	0-0	3	1	4	1	5	1	0	1	0	16
14	Simina Avram	g	0-0	0-0	0-0	0	0	0	0	0	1	0	0	0	2
25	Chelsea Guimaraes	g	3-4	0-0	0-0	4	4	8	2	6	0	3	0	0	16
21	Zaire O'Neil	g	2-4	0-0	0-0	1	4	5	1	4	3	0	0	0	15
44	Martine Fortune	g	0-0	0-0	0-0	0	1	1	0	0	0	0	0	0	2
Team						3	0	3							
Totals			29-63	10-26	2-2	15	32	47	15	70	24	25	2	9	200

1st - FG %: 10-18 55.6% 2nd: 6-12 50.0% 3rd: 6-15 40.0% 4th: 7-18 38.9% Game: 29-63 46.0% Deadball  
3FG %: 3-9 33.3% 4-6 66.7% 2-8 25.0% 1-3 33.3% 10-26 38.5% Rebounds  
FT %: 0-0 0.0% 0-0 0.0% 0-0 0.0% 2-2 100.0% 2-2 100.0% 0,4

Officials: Edward Sidlasky, Daryl Humphrey, Metta Roberts  
Technical fouls: Mercer-None, Georgia Tech-None.  
Attendance: 520

Score by periods	1st	2nd	3rd	4th	Total
Mercer	9	17	13	11	50
Georgia Tech	23	16	14	17	70

Last FG - MER 4th-00:38, GT 4th-02:42.  
Largest lead - MER None, GT by 27 4th-02:14.  
MER led for 00:00, GT led for 39:48. Game was tied for 00:12.

Score tied - 0 times.  
Lead changed - 0 times.

# 10 Georgia Tech

## Appalachian State

### Dec. 11, 2016 | McCamish Pavilion (Atlanta, Ga.)

81  
52

Official Basketball Box Score -- Game Totals -- Final Statistics  
Appalachian State vs Georgia Tech  
12/11/16 2 p.m. at Atlanta, Ga. (McCamish Pavilion)

Appalachian State 52 • 4-5

#	Player	Total		3-Ptr		Rebounds			PF	TP	A		Blk	Stl	Min
		FG-FGA	FG-FGA	FT-FTA	FT-FTA	Off	Def	Tot			A	TO			
30	Bassett-Smith, Ashley	1	0-8	0-0	0-2	4	4	8	2	0	2	1	2	1	27
02	Murray, Q.	g	2-10	1-5	0-0	1	2	3	1	5	2	4	0	1	35
03	Carter, Bria	g	4-5	0-0	2-2	1	7	8	1	10	3	3	0	0	31
10	Jones, Jolton	g	4-16	0-0	3-4	2	2	4	1	11	0	5	1	1	32
34	Story, Madi	g	4-9	3-5	3-4	3	1	4	4	14	3	1	0	1	24
04	Noregaard, Liz	g	0-3	0-3	0-0	0	0	0	0	0	0	0	0	0	3
14	Hampton, Armani	g	1-2	0-0	0-2	2	4	6	0	2	1	1	0	1	22
15	Driver, Amber	g	3-4	1-2	0-0	0	0	0	0	1	7	0	0	0	6
22	Cole, Cyndi	g	1-1	0-0	0-0	0	0	0	0	0	2	1	2	0	8
32	Allen, Brooklyn	g	0-2	0-1	0-0	0	0	0	0	0	0	0	0	0	4
44	Plummer, Bayley	g	0-3	0-0	1-2	2	0	2	2	1	0	0	1	0	8
Team						2	4	6							
Totals			19-63	5-16	9-16	17	24	41	12	52	18	12	4	5	200

1st - FG %: 4-14 28.6% 2nd: 6-17 35.3% 3rd: 2-12 16.7% 4th: 7-20 35.0% Game: 19-63 30.2% Deadball  
3FG %: 0-1 0.0% 1-2 50.0% 1-2 50.0% 8-14 57.1% 1-2 50.0% 9-16 56.3% Rebounds  
FT %: 0-0 0.0% 0-0 0.0% 0-0 0.0% 1-2 50.0% 9-16 56.3% 4,2

Georgia Tech 81 • 9-1

#	Player	Total		3-Ptr		Rebounds			PF	TP	A		Blk	Stl	Min
		FG-FGA	FG-FGA	FT-FTA	FT-FTA	Off	Def	Tot			A	TO			
11	Elo Edeferioka	1	5-10	0-0	1-4	4	6	10	2	11	0	3	0	1	19
00	Imani Tilford	g	2-6	0-1	5-6	1	0	1	4	9	6	1	0	4	24
24	Chanin Scott	g	4-10	1-1	1-2	6	1	7	3	10	0	1	0	0	25
33	Francesca Pan	g	3-13	2-7	0-0	1	4	5	2	8	4	2	0	1	33
55	Antonia Peresson	g	5-10	5-10	0-0	0	3	3	0	15	1	0	0	1	27
02	Zutorya Cook	g	0-0	0-0	0-0	0	0	0	0	0	0	0	0	0	3
04	Anne Diouf	g	0-1	0-0	0-0	0	2	2	0	0	0	0	0	0	6
10	Katarina Vuckovic	g	1-2	1-1	0-0	0	4	4	0	3	0	0	0	0	21
13	Cha'Ron Sweeney	g	6-9	5-6	0-0	0	4	4	3	17	2	2	0	0	21
14	Simina Avram	g	0-0	0-0	0-0	0	0	0	0	0	0	0	0	0	1
15	Chelsea Guimaraes	g	0-2	0-0	0-0	0	0	0	0	3	0	0	0	0	6
21	Zaire O'Neil	g	2-5	0-1	4-4	2	3	5	0	8	0	3	0	0	13
44	Martine Fortune	g	0-1	0-0	0-0	0	0	0	1	0	0	2	0	0	1
Team						2	3	5							
Totals			28-69	14-27	11-16	16	30	46	18	81	13	14	0	7	200

1st - FG %: 8-17 47.1% 2nd: 9-18 50.0% 3rd: 5-21 23.8% 4th: 6-15 40.0% Game: 28-69 40.6% Deadball  
3FG %: 5-9 55.6% 3-6 50.0% 4-10 40.0% 2-2 100.0% 14-27 51.9% Rebounds  
FT %: 0-0 0.0% 4-4 100.0% 6-10 60.0% 1-2 50.0% 11-16 68.8% 4

Officials: Lawson Newton, Denise Brooks, John Capolino  
Technical fouls: Appalachian State-None, Georgia Tech-None.  
Attendance: 718

Score by periods	1st	2nd	3rd	4th	Total
Appalachian State	8	13	13	18	52
Georgia Tech	21	25	20	15	81

Last FG - APP 4th-00:17, GT 4th-00:26.  
Largest lead - APP None, GT by 32 3rd-00:35.  
APP led for 00:00, GT led for 38:24. Game was tied for 01:36.

Score tied - 0 times.  
Lead changed - 0 times.

# 11 Alabama

## Georgia Tech

### Dec. 17, 2016 | Coleman Coliseum (Tuscaloosa, Al.)

67  
65

Official Basketball Box Score -- Game Totals -- Final Statistics  
Georgia Tech vs Alabama  
12/17/16 2 p.m. at Tuscaloosa, Ala. (Coleman Coliseum)

Georgia Tech 65 • 9-2

#	Player	Total		3-Ptr		Rebounds			PF	TP	A		Blk	Stl	Min
		FG-FGA	FG-FGA	FT-FTA	FT-FTA	Off	Def	Tot			A	TO			
00	Imani Tilford	-	3-8	0-0	2-2	0	3	3	4	6	4	2	0	3	30
11	Elo Edeferioka	-	2-9	0-0	2-5	2	4	6	1	6	0	2	0	1	23
24	Chanin Scott	-	5-8	0-1	0-1	2	3	5	3	10	0	4	1	3	29
33	Francesca Pan	-	3-12	1-5	1-2	1	1	2	4	8	0	4	0	1	15
55	Antonia Peresson	-	3-7	3-7	3-3	0	5	5	2	12	0	0	0	1	35
10	Katarina Vuckovic	-	2-6	0-1	0-0	2	6	8	0	4	3	1	2	0	33
13	Cha'Ron Sweeney	-	0-3	0-2	2-2	0	0	0	0	0	0	0	0	0	12
15	Chelsea Guimaraes	-	0-1	0-0	0-0	0	0	0	0	0	0	0	0	0	1
21	Zaire O'Neil	-	7-9	0-0	3-7	4	2	6	3	17	0	3	2	2	22
Team						2	6	8							
Totals			25-63	4-16	11-22	13	30	43	18	65	9	16	5	11	200

1st - FG %: 8-18 44.4% 2nd: 3-15 20.0% 3rd: 7-14 50.0% 4th: 7-16 43.8% Game: 25-63 39.7% Deadball  
3FG %: 2-4 50.0% 1-6 16.7% 0-1 0.0% 1-5 20.0% 4-16 25.0% Rebounds  
FT %: 2-4 50.0% 2-5 40.0% 9-8 62.5% 2-5 40.0% 11-22 50.0% 5

Alabama 67 • 9-1

#	Player	Total		3-Ptr		Rebounds			PF	TP	A		Blk	Stl	Min
		FG-FGA	FG-FGA	FT-FTA	FT-FTA	Off	Def	Tot							
03	Lewis, Jordan	-	2-10	1-5	2-2	0	2	2	1	7	8	4	0	2	36
11	Cook, Hannah	-	6-15	4-11	3-3	0	4	4	3	19	0	2	0	1	33
15	Knight, Meoshonti	-	6-12	1-3	0-3	2	5	7	3	13	2	4	1	1	32
23	Wade, Shaquerra	-	4-12	3-6	4-6	5	6	11	3	15	2	3	2	2	38
28	Knight, Ashley	-	2-5	0-0	1-2	3	5	8	3	5	0	1	2	1	21
00	Stennis, Larkyesha	-	0-1	0-1	0-0	0	0	0	0	0	0	0	0	0	2
01	Bolton, Quanetria	-	0-3	0-0	0-0	2	1	3	0	0	0	0	0	0	6
05	da Silva, Alana	-	0-0	0-0	0-0	0	0	0	0	0	1	0	0	0	5
18	Knight, Coco	-	1-4	0-0	0-0	1	1	2	1	2	0	1	0	0	9
20	Williams, Ashley	-	2-6	0-0	2-2	3	0	3	0	6	1	2	1	0	18
	Team					1	7	8							
	Totals		23-68	9-26	12-18	17	31	48	14	67	14	17	6	7	200

## 2016-17 BOX SCORES

# 13 Georgia Tech

## Princeton

Dec. 29, 2016 | McCamish Pavilion (Atlanta, Ga.)

67  
51

Official Basketball Box Score -- Game Totals -- Final Statistics  
Princeton vs Georgia Tech  
12/29/16 7 p.m. at Atlanta, Ga. (McCamish Pavilion)

Princeton 51 • 5-7

#	Player	Total		3-Ptr		Rebounds		PF	TP	A	TO	Blk	Stl	Min
		FG-FGA	FG-FGA	FT-FTA	FT-FTA	Off	Def							
02	Brown, Taylor	3-16	2-8	0-0	0-0	2	2	2	0	8	2	1	0	29
13	Smith, Vanessa	2-7	0-0	2-2	2-2	2	1	3	2	6	3	3	2	24
31	Alarie, Bella	3-14	0-3	2-2	3	5	8	3	8	3	2	0	0	32
32	Weledji, Tia	0-4	0-2	0-0	5	0	5	0	0	1	1	0	0	20
45	Robinson, Leslie	5-10	1-1	1-2	2	3	5	1	12	0	4	1	1	30
00	Muhammad, Jordan	3-5	2-3	0-0	0	0	0	1	8	0	1	0	0	7
20	Jordan, Sydney	0-1	0-0	0-0	4	1	5	0	2	2	0	0	0	14
25	Rush, Gabrielle	3-7	0-0	0-0	1	1	2	2	9	0	2	0	1	23
33	Stallworth, Jordan	0-0	0-0	0-0	0	0	0	2	0	0	1	1	0	7
44	Reyneke, Jackie	0-4	0-0	0-0	0	4	4	3	0	2	1	1	0	14
Team						4		3		7				
Totals		19-68	8-24	5-6	21	20	41	19	51	13	18	5	3	200
1st - FG %:		4-12	33.3%	2nd - 5-16	31.3%	3rd - 5-17	29.4%	4th - 5-23	21.7%	Game: 19-68		27.9%	Deadball	
3FG %:		0-3	0.0%	2-4	50.0%	3-7	42.9%	3-10	30.0%	8-24		33.3%	Rebounds	
FT %:		0-0	0.0%	1-2	50.0%	4-4	100.0%	0-0	0.0%	5-6		83.3%	0.5	

Georgia Tech 67 • 11-2

#	Player	Total		3-Ptr		Rebounds		PF	TP	A	TO	Blk	Stl	Min
		FG-FGA	FG-FGA	FT-FTA	FT-FTA	Off	Def							
00	Imani Tifford	3-12	1-5	1-3	1	0	1	2	8	4	2	0	7	30
10	Katarina Vuckovic	0-2	0-1	0-0	0	0	7	2	0	2	2	3	1	30
11	Elo Edeferioka	7-10	0-0	3-3	5	5	10	3	17	0	2	3	1	24
24	Chanin Scott	3-7	0-0	2-2	4	6	10	3	8	2	1	0	1	23
55	Antonia Peresson	4-9	4-9	0-0	0	2	2	1	12	1	0	0	0	28
01	Kaylan Pugh	3-11	0-0	2-6	3	2	5	2	8	2	4	0	2	20
02	Zutorya Cook	0-0	0-0	1-2	0	0	0	0	1	0	0	0	0	3
04	Anne Diouf	0-0	0-0	0-0	0	0	0	0	0	0	0	0	0	3
13	Cha'Ron Sweeney	0-2	0-0	0-0	0	2	2	0	0	0	0	0	0	8
15	Chelsea Guimaraes	0-0	0-0	0-0	0	0	0	0	0	0	1	0	0	14
21	Zaire O'Neil	6-11	0-0	1-1	2	2	4	2	13	0	0	1	0	15
44	Martine Fortune	0-0	0-0	0-0	0	0	0	1	0	0	1	0	0	2
Team						2		4		4				
Totals		26-64	5-15	10-17	17	28	45	16	67	11	13	7	12	200
1st - FG %:		5-15	33.3%	2nd - 7-13	53.8%	3rd - 9-19	47.4%	4th - 5-17	29.4%	Game: 26-64		40.6%	Deadball	
3FG %:		4-10	40.0%	0-2	0.0%	0-2	0.0%	1-1	100.0%	5-15		33.3%	Rebounds	
FT %:		2-4	50.0%	5-6	83.3%	2-3	66.7%	1-4	25.0%	10-17		58.8%	3.1	

Officials: Karen Preato, Angela Lewis, Jules Gallien  
Technical fouls: Princeton-None, Georgia Tech-None.  
Attendance: 856

Score by periods	1st	2nd	3rd	4th	Total
Princeton	8	13	17	13	51
Georgia Tech	16	19	20	12	67

	In	Off	2nd	Fast	Bench
Points	10	8	10	5	17
PRIN	42	20	17	8	22
GT					

Last FG - PRIN 4th-01:01, GT 4th-00:48.  
Largest lead - PRIN by 2 1st-09:46, GT by 21 4th-02:08.  
PRIN led for 01:18, GT led for 38:23. Game was tied for 00:41.

Score tied - 1 time.  
Lead changed - 3 times.

# 14 No. 7/2 Notre Dame

## Georgia Tech

Jan. 2, 2017 | McCamish Pavilion (Atlanta, Ga.)

55  
38

Official Basketball Box Score -- Game Totals -- Final Statistics  
Notre Dame vs Georgia Tech  
1/2/17 7 p.m. at Atlanta, Ga. (McCamish Pavilion)

Notre Dame 55 • 13-2, 1-1 ACC

#	Player	Total		3-Ptr		Rebounds		PF	TP	A	TO	Blk	Stl	Min
		FG-FGA	FG-FGA	FT-FTA	FT-FTA	Off	Def							
03	Marina Mabrey	3-9	1-4	0-0	0	1	1	1	7	4	1	0	0	21
11	Brianna Turner	4-7	0-0	1-4	3	8	11	2	9	0	1	6	4	27
15	Lindsay Allen	3-6	0-1	1-2	1	6	7	3	7	8	3	0	4	38
24	Arike Ogunbowale	8-18	2-6	0-0	1	3	4	2	18	0	2	0	1	32
33	Kathryn Westfield	1-3	0-0	0-0	2	1	3	1	2	1	3	0	0	16
05	Jackie Young	0-2	0-0	0-0	0	1	1	3	0	0	0	0	1	23
14	Mychal Johnson	0-1	0-0	2-2	0	1	1	2	2	0	1	0	1	14
20	Ali Patberg	0-0	0-0	0-0	0	0	0	1	0	0	0	0	0	2
21	Kristina Nelson	2-3	0-0	1-2	2	3	5	2	5	1	3	1	0	13
22	Erin Boley	2-8	1-5	0-0	1	0	1	0	5	1	0	0	0	14
Team						3		6						
Totals		23-57	4-16	5-10	13	27	40	17	55	15	16	7	11	200
1st - FG %:		8-14	57.1%	2nd - 8-19	42.1%	3rd - 5-13	38.5%	4th - 2-11	18.2%	Game: 23-57		40.4%	Deadball	
3FG %:		1-4	25.0%	1-5	20.0%	2-5	40.0%	0-2	0.0%	4-16		25.0%	Rebounds	
FT %:		0-0	0.0%	0-2	0.0%	1-2	50.0%	4-6	66.7%	5-10		50.0%	4.1	

Georgia Tech 38 • 11-3, 0-1 ACC

#	Player	Total		3-Ptr		Rebounds		PF	TP	A	TO	Blk	Stl	Min
		FG-FGA	FG-FGA	FT-FTA	FT-FTA	Off	Def							
00	Imani Tifford	0-9	0-1	3-6	1	3	4	4	3	2	3	1	1	35
10	Katarina Vuckovic	1-6	0-0	0-0	2	4	6	0	2	0	2	1	2	26
11	Elo Edeferioka	2-3	0-0	0-0	2	1	3	2	4	1	1	0	0	21
24	Chanin Scott	2-7	0-0	3-4	1	2	3	1	7	0	2	0	1	31
55	Antonia Peresson	1-6	1-6	0-0	0	1	1	1	3	1	0	0	2	22
01	Kaylan Pugh	3-7	0-0	2-6	0	2	2	3	8	0	1	0	0	16
04	Anne Diouf	1-1	0-0	0-0	1	1	2	0	2	0	1	0	0	7
13	Cha'Ron Sweeney	0-0	0-0	0-0	0	0	0	0	0	0	0	0	0	4
21	Zaire O'Neil	4-17	0-0	1-4	10	3	13	3	9	1	6	0	1	27
33	Francesca Pan	0-2	0-1	0-0	0	0	0	1	0	0	1	0	0	11
Team						3		6						
Totals		14-58	1-8	9-20	20	20	40	15	38	5	17	2	7	200
1st - FG %:		3-20	15.0%	2nd - 4-12	33.3%	3rd - 4-16	25.0%	4th - 3-10	30.0%	Game: 14-58		24.1%	Deadball	
3FG %:		1-4	25.0%	0-0	0.0%	0-0	0.0%	0-4	0.0%	1-8		12.5%	Rebounds	
FT %:		2-6	33.3%	0-0	0.0%	3-4	75.0%	4-10	40.0%	9-20		45.0%	7.2	

Officials: Dee Kantner, Cameron Inouye, Roy Gulbeyan  
Technical fouls: Notre Dame-None, Georgia Tech-None.  
Attendance: 1641

Score by periods	1st	2nd	3rd	4th	Total
Notre Dame	17	17	13	8	55
Georgia Tech	9	8	11	10	38

Last FG - ND 4th-02:42, GT 4th-00:55.  
Largest lead - ND by 23 2nd-02:14, GT None.  
ND led for 38:17, GT led for 00:00. Game was tied for 01:43.

	In	Off	2nd	Fast	Bench
Points	17	12	14	5	8
ND	32	14	5	8	12
GT	18	10	11	0	19

Score tied - 1 time.  
Lead changed - 0 times.

# 15 NO. 13/15 Duke

## Georgia Tech

Jan. 5, 2017 | McCamish Pavilion (Atlanta, Ga.)

75  
68

Official Basketball Box Score -- Game Totals -- Final Statistics  
Duke vs Georgia Tech  
1/5/17 7 p.m. at Atlanta, Ga. (McCamish Pavilion)

Duke 75 • 14-1, 2-0 ACC

#	Player	Total		3-Ptr		Rebounds		PF	TP	A	TO	Blk	Stl	Min	
		FG	FTA	FG	FTA	FT	FTA								Off
04	Lexie Brown	9	17	3-5	4-4	0	4	4	3	25	4	2	0	7	37
05	Leaonna Odom	0	2	0-0	0-0	0	0	0	3	0	1	0	2	0	9
15	Kyra Lambert	4	7	1-2	1-2	0	5	5	1	10	2	3	0	3	36
22	Oderah Chidom	5	7	0-0	2-4	3	1	4	2	12	4	6	4	1	32
23	Rebecca Greenwell	5	10	1-5	6-8	1	4	5	2	17	1	4	0	2	38
13	Crystal Primm	1	1	0-0	1-1	0	0	0	1	3	0	1	4	0	7
14	Faith Suggs	0	0	0-0	0-0	0	0	0	0	0	0	0	0	0	1
21	Kendall Cooper	2	3	0	0	0-0	1	6	7	3	4	1	2	1	15
34	Lynee Belton	0	1	0	0	2-2	1	0	1	2	2	0	0	0	9
35	Erin Mathias	1	2	0-0	0-0	2	3	5	1	2	2	3	2	1	16
	Team					0	1	1							
	Totals	27	50	5-12	16-21	8	24	32	18	75	15	23	9	14	200
1st - FG %: 7-12 58.3%      2nd: 6-14 42.9%      3rd: 6-12 50.0%      4th: 8-12 66.7%      Game: 27-50 54.0%      Deadball															
3FG %: 4-6 66.7%      0-3 0.0%      0-1 0.0%      1-2 50.0%      5-12 41.7%      Rebounds															
FT %: 2-4 50.0%      3-3 100.0%      4-5 80.0%      5-5 100.0%      12-17 70.6%															



## 2016-17 BOX SCORES

# 17 Georgia Tech

No. 24 Syracuse  
Jan. 15, 2017 | McCamish Pavilion (Atlanta, Ga.)

75  
66

Official Basketball Box Score -- Game Totals -- Final Statistics  
Syracuse vs Georgia Tech  
1/15/17 1 p.m. at Atlanta, Ga. (McCamish Pavilion)

Syracuse 66 • 13-6, 4-2 ACC

#	Player	Total			3-Ptr			Rebounds			PF	TP	A	TO	Blk	Stl	Min
		FG-FGA	FG-FGA	FT-FTA	FG-FGA	FG-FGA	FT-FTA	Off	Def	Tot							
50	Briana Day	c	3-8	0-0	0-0	5	5	10	4	6	0	5	2	0	18	0	28
01	Alexis Peterson	g	10-37	2-16	7-10	1	3	4	4	29	5	5	1	4	40	0	27
10	Isabella Slim	g	0-5	0-5	2-4	9	5	14	4	2	2	3	0	0	36	0	23
11	Gabby Cooper	g	1-12	1-10	0-0	2	1	3	4	3	1	2	0	4	30	0	29
20	Brittney Sykes	g	8-18	4-8	4-5	4	3	7	2	24	3	2	4	2	36	0	26
02	Chelaine Bailey	g	0-0	0-0	0-0	0	0	0	0	0	0	0	0	0	0	0	4
03	Julia Chandler	g	0-1	0-1	0-0	0	0	0	0	3	0	0	0	0	0	0	6
05	Jade Phillips	g	0-0	0-0	0-0	0	0	0	0	2	0	0	0	0	0	0	1
06	Abby Grant	g	0-1	0-1	0-0	0	0	0	0	3	0	1	0	0	0	0	8
55	Bria Day	g	1-1	0-0	0-0	1	3	4	2	0	0	2	1	25	0	0	4
Team						2	2	4									
Totals			23-83	7-41	13-19	24	22	46	30	66	11	18	9	11	200		

1st FG %: 8-21 38.1% 2nd 3-20 15.0% 3rd 7-17 41.2% 4th 5-25 20.0% Game: 23-83 27.7% Deadball  
3FG %: 3-12 25.0% 1-6 16.7% 1-12 8.3% 7-41 17.1% Rebounds  
FT %: 1-3 33.3% 0-0 0.0% 4-5 80.0% 8-11 72.7% 13-19 68.4% 4,1

Georgia Tech 75 • 13-4, 2-2 ACC

#	Player	Total			3-Ptr			Rebounds			PF	TP	A	TO	Blk	Stl	Min
		FG-FGA	FG-FGA	FT-FTA	FG-FGA	FG-FGA	FT-FTA	Off	Def	Tot							
11	Elo Edeferioka	f	1-5	0-0	2-2	4	2	6	3	4	0	2	2	2	29	0	29
21	Zaire O'Neil	f	6-9	0-0	1-5	3	3	6	4	13	1	3	0	2	19	0	22
00	Imani Tilford	g	3-9	0-0	3-4	1	4	5	4	9	4	7	0	2	22	0	26
01	Kaylan Pugh	g	8-19	0-1	12-16	5	8	13	2	28	4	2	0	2	36	0	23
33	Francesca Pan	g	4-7	3-4	0-0	0	4	4	5	11	0	4	1	0	27	0	27
02	Zutorya Cook	g	0-3	0-0	1-2	1	4	5	2	1	0	2	1	0	21	0	21
10	Katarina Vuckovic	g	0-0	0-0	3-4	0	0	0	0	3	0	0	0	0	4	0	4
13	Cha'Ron Sweeney	g	0-3	0-2	0-0	0	1	1	1	0	0	0	0	0	5	0	5
15	Chelsea Guimaraes	g	0-1	0-0	0-0	2	2	4	5	6	0	2	1	0	6	0	6
24	Chanin Scott	g	1-4	1-1	3-6	2	6	8	5	6	0	1	0	0	21	0	21
55	Antonia Peresson	g	0-2	0-2	0-0	0	0	0	0	0	1	1	0	1	10	0	10
Team						2	2	6									
Totals			23-62	4-10	25-39	22	36	58	26	75	10	27	5	9	200		

1st FG %: 7-15 46.7% 2nd 4-17 23.5% 3rd 6-14 42.9% 4th 6-16 37.5% Game: 23-62 37.1% Deadball  
3FG %: 1-3 33.3% 1-4 25.0% 1-1 100.0% 1-2 50.0% 4-10 40.0% Rebounds  
FT %: 5-8 62.5% 8-14 57.1% 6-13 61.5% 25-39 64.1% 8,2

Officials: Wesley Dean, Mark Hardcastle, Paulani Spurlock  
Technical fouls: Syracuse-Gabby Cooper, Georgia Tech-Francesca Pan.  
Attendance: 1152

Score by periods		1st	2nd	3rd	4th	Total
Syracuse		20	8	19	19	66
Georgia Tech		20	13	21	21	75

Last FG - SU 4th-01:59, GT 4th-00:28.  
Largest lead - SU by 5 2nd-08:13, GT by 14 3rd-06:39.  
SU led for 06:43, GT led for 28:40. Game was tied for 04:37.  
Score tied - 5 times.  
Lead changed - 6 times.

# 18 No. 9/8 Louisville

Georgia Tech  
Jan. 18, 2017 | KFC Yum! Center (Louisville, Ky.)

91  
51

Official Basketball Box Score -- Game Totals -- Final Statistics  
Georgia Tech vs LOUISVILLE  
1/18/17 7:02PM at KFC Yum! Center, Louisville, KY

Georgia Tech 51 • 13-5-2-3

#	Player	Total			3-Ptr			Rebounds			PF	TP	A	TO	Blk	Stl	Min
		FG-FGA	FG-FGA	FT-FTA	FG-FGA	FG-FGA	FT-FTA	Off	Def	Tot							
11	Elo Edeferioka	f	2-6	0-0	4-4	1	2	3	4	8	0	2	0	0	28	0	28
21	Zaire O'Neil	f	2-8	0-0	3-6	2	3	5	4	7	1	1	0	0	27	0	27
00	Imani Tilford	g	1-6	0-1	3-4	1	1	2	3	5	1	1	0	1	23	0	23
01	Kaylan Pugh	g	4-12	0-0	1-5	2	2	4	2	9	1	1	0	1	29	0	29
33	Francesca Pan	g	3-14	2-9	1-1	1	0	1	4	9	1	1	0	1	29	0	29
02	Zutorya Cook	g	0-1	0-1	1-2	0	0	0	1	1	1	1	0	1	14	0	14
04	Anne Diouf	g	0-0	0-0	0-0	1	3	4	1	0	0	0	1	0	4	0	4
10	Katarina Vuckovic	g	0-1	0-0	0-0	0	1	1	1	0	0	0	0	0	3	0	3
13	Cha'Ron Sweeney	g	1-3	1-1	0-0	0	1	1	1	3	0	0	0	0	5	0	5
15	Chelsea Guimaraes	g	2-3	0-0	1-2	0	3	3	2	5	2	2	0	0	16	0	16
24	Chanin Scott	g	2-6	0-1	0-0	1	2	3	3	4	0	0	0	0	17	0	17
44	Martine Fortune	g	0-0	0-0	0-0	0	0	0	0	0	0	0	0	0	1	0	1
55	Antonia Peresson	g	0-1	0-1	0-0	0	1	1	4	0	0	1	0	0	4	0	4
Team						2	2	2									
Totals			17-61	3-14	14-24	11	19	30	30	51	7	10	1	5	200		

1st FG %: 5-15 33.3% 2nd 1-15 6.7% 3rd 7-17 41.2% 4th 4-14 28.6% Game: 17-61 27.9% Deadball  
3FG %: 1-4 25.0% 0-1 0.0% 2-7 28.6% 0-2 0.0% 7-12 58.3% Rebounds  
FT %: 2-3 66.7% 0-2 0.0% 5-7 71.4% 14-24 58.3% 4

LOUISVILLE 91 • 17-4,5-2

#	Player	Total			3-Ptr			Rebounds			PF	TP	A	TO	Blk	Stl	Min
		FG-FGA	FG-FGA	FT-FTA	FG-FGA	FG-FGA	FT-FTA	Off	Def	Tot							
02	HINES-ALLEN, Myisha	f	4-6	0-0	4-5	0	5	5	3	12	2	1	0	1	19	0	19
04	MOORE, Mariya	f	3-5	3-4	4-6	2	6	8	1	13	1	0	1	0	26	0	26
13	WALTON, Cortnee	f	2-2	0-0	1-2	3	1	4	2	5	1	1	0	0	20	0	20
25	DURR, Asia	f	7-11	4-8	2-6	1	0	1	2	20	2	0	0	2	19	0	23
03	JACKSON, Briahanna	g	2-5	0-0	0-0	1	7	8	0	4	7	2	0	0	23	0	23
03	FUEHRING, Sam	g	1-2	0-0	1-2	0	1	1	1	3	0	0	0	0	11	0	11
10	ZAMBOTTA, Sydney	g	1-3	1-2	0-0	0	0	0	0	3	1	0	0	0	7	0	7
15	JOHNSON, Taylor	g	2-3	0-0	4-4	0	6	6	2	8	2	0	0	1	16	0	16
21	SHOOK, Kylee	g	2-5	1-1	2-2	1	5	6	0	7	1	0	3	0	15	0	15
22	JONES, Brianna	g	0-2	0-1	0-0	0	1	1	1	0	0	1	0	1	10	0	10
23	JONES, Jazmine	g	1-2	0-0	1-4	0	4	4	4	3	2	5	0	0	15	0	15
33	DUNHAM, Bianca	g	2-3	0-0	1-2	1	2	3	1	5	0	0	2	0	8	0	8
40	JOHNSON, Ciera	g	4-5	0-0	0-1	0	1	1	2	8	1	0	1	0	11	0	11
Team						0	0	0									
Totals			31-54	9-16	20-34	9	39	48	19	91	20	10	7	5	200		

1st FG %: 10-16 62.5% 2nd 8-13 61.5% 3rd 8-15 53.3% 4th 5-10 50.0% Game: 31-54 57.4% Deadball  
3FG %: 7-10 70.0% 0-1 0.0% 0-2 0.0% 1-3 33.3% 9-16 56.3% Rebounds  
FT %: 0-0 0.0% 6-11 54.5% 0-3 0.0% 5-10 50.0% 20-34 58.8% 9

Officials: Eric Brewton, Mark Zentz, Sue Blauach  
Technical fouls: Georgia Tech-Kaylan Pugh, LOUISVILLE-None.  
Attendance: 7606

Score by periods		1st	2nd	3rd	4th	Total
Georgia Tech		13	2	21	15	51
LOUISVILLE		27	23	25	16	91

Last FG - GT 4th-00:11, LOU 4th-02:35.  
Largest lead - GT None, LOU by 47 4th-05:02.  
GT led for 00:00, LOU led for 39:28. Game was tied for 00:24.  
Score tied - 0 times.  
Lead changed - 0 times.

# 19 Wake Forest

Georgia Tech  
Jan. 22, 2017 | LJVM Coliseum (Winston-Salem, N.C.)

70  
65

Official Basketball Box Score -- Game Totals -- Final Statistics  
Georgia Tech vs Wake Forest  
1/22/17 2:00 p.m. at Winston-Salem, N.C. (LJVM Coliseum)

Georgia Tech 65 • 13-6 (2-4)

		Total		3-Ptr		Rebounds											
#	Player	FG-FGA	FG-FGA	FT-FTA	Off	Def	Tot	PF	TP	A	TO	Blk	Stl	M			
04	Anne Diouf	f	0-0	0-0	0-0	0	0	0	1	0	0	1	0	0			
01	Kaylan Pugh	g	1-7	0-0	3-4	1	6	7	5	5	1	6	1	2			
02	Zutorya Cook	g	1-2	0-0	0-2	0	2	2	2	2	6	0	0	0			
24	Chanin Scott	g	4-7	1-1	1-1	2	2	4	4	10	0	2	1	2			
33	Francesca Pan	g	4-11	2-7	0-0	1	2	3	5	10	1	3	0	4			
00	Imani Tilford		1-5	0-0	0-2	2	1	3	1	2	3	4	0	2			
10	Katarina Vuckovic		1-3	0-1	0-0	3	3	6	2	2	0	4	3	1			
11	Elo Edeferioka		0-5	0-0	0-0	2	3	5	2	0	0	2	3	1			
13	Cha'Ron Sweeney		2-10	0-3	0-0	0	0	0	2	4	2	0	0	2			
15	Chelsea Guimaraes		0-0	0-0	0-0	0	0	0	1	0	0	1	0	0			
21	Zaire O'Neill		11-14	0-0	0-3	5	2	7	5	22	1	2	0	1			
55	Antonia Peresson		3-7	2-6	0-0	0	2	2	1	8	1	1	0	2			
	Team					1	1	2									
	Totals		28-71	5-18	4-12	17	24	41	31	65	15	26	8	17			

## 2016-17 BOX SCORES

# 21

## Clemson

Georgia Tech  
Jan. 29, 2017 | Littlejohn Coliseum (Clemson, S.C.)

# 62

# 61

Official Basketball Box Score -- Game Totals -- Final Statistics  
Georgia Tech vs Clemson  
01/29/17 2 PM at Clemson, S.C. (Littlejohn Coliseum)

Georgia Tech 61 • 13-8, 2-6 ACC

#	Player	Total		3-Ptr		Rebounds		PF	TP	A	TO	Blk	Stl	Min
		FG-FGA	FT-FTA	FG-FGA	FT-FTA	Off	Def							
10	Katarina Vuckovic	4-8	2-3	0-0	0 2 2	2	10	2	0	2	0	1	3	29
11	Elo Edeferioka	3-5	0-0	3-3	3 0 3	4	9	0	1	0	1	1	15	
21	Zaire O'Neil	7-12	0-0	5-5	1 0 1	4	19	1	2	0	2	35		
00	Imani Tilford	4-7	0-1	2-2	2 0 2	3	10	3	1	0	1	31		
31	Francesca Pan	0-6	0-5	0-0	0 1 1	1	0	1	2	0	0	22		
03	Kaylan Pugh	0-3	0-1	1-2	1 2 3	1	1	0	3	0	1	12		
13	Cha'Ron Sweeney	3-9	2-6	0-0	0 0 0	2	8	1	1	0	0	23		
15	Chelsea Guimaraes	0-0	0-0	0-0	1 1 2	0	0	0	0	0	0	2		
24	Chanin Scott	1-3	0-0	2-2	2 1 3	2	4	0	0	1	1	19		
55	Antonia Peresson	0-1	0-1	0-0	0 0 0	0	0	1	1	0	1	12		
Team														
Totals		22-54	4-17	13-14	10 11 21	19	61	9	11	2	10	200		

1st FG %: 31.3 23.1% 2nd 8-13 61.5% 3rd 6-14 35.7% 4th 6-14 42.9% Game: 22-54 40.7% Deadball  
3FG %: 0-4 0.0% 2-5 40.0% 0-3 0.0% 2-5 40.0% 4-17 23.5% Rebounds  
FT %: 2-2 100.0% 3-4 75.0% 5-5 100.0% 3-3 100.0% 13-14 92.9%

Clemson 62 • 12-10, 1-8 ACC

#	Player	Total		3-Ptr		Rebounds		PF	TP	A	TO	Blk	Stl	Min
		FG-FGA	FT-FTA	FG-FGA	FT-FTA	Off	Def							
12	Aliyah Collier	7-13	0-0	7-7	8 4 12	2	21	0	5	0	0	36		
24	Ivy Atkison	4-4	0-0	0-0	0 5 5	4	8	1	2	0	0	22		
03	Victoria Cardaci	2-2	2-2	0-0	1 1 2	0	6	2	0	0	0	22		
05	Danielle Edwards	4-12	0-1	0-0	1 3 4	1	8	3	4	1	1	37		
15	Jaia Alexander	3-7	0-1	5-6	2 2 4	0	11	1	3	0	1	31		
00	Nelly Perry	1-8	0-2	2-2	0 3 3	3	4	1	1	0	0	27		
20	Sirah Diarra	0-0	0-0	0-0	0 0 0	1	0	0	1	0	0	7		
22	Keniece Purvis	0-0	0-0	0-0	0 0 0	0	0	0	1	0	1	3		
44	Kobi Thornton	1-2	0-0	2-4	3 2 5	3	4	1	1	0	0	15		
Team														
Totals		22-48	2-6	16-19	17 22 39	14	62	9	20	1	3	200		

1st FG %: 6-16 37.5% 2nd 4-9 44.4% 3rd 8-11 72.7% 4th 4-12 33.3% Game: 22-48 45.8% Deadball  
3FG %: 0-1 0.0% 1-3 33.3% 1-2 50.0% 0-0 0.0% 2-6 33.3% Rebounds  
FT %: 0-0 0.0% 2-2 100.0% 6-7 85.7% 8-10 80.0% 16-19 84.2%

Officials: Angela Lewis, Mark Resch, Jennifer Rezac  
Technical fouls: Georgia Tech-None. Clemson-None.  
Attendance: 365

Score by periods	1st	2nd	3rd	4th	Total
Georgia Tech	8	21	15	17	61
Clemson	12	11	23	16	62

Points	In	Off	2nd	Fast	Bench
GT	24	20	9	0	13
CU	32	12	16	3	8

Last FG - GT 4th-00:29, CU 4th-01:18.  
Largest lead - GT by 9 2nd-02:58, CU by 8 3rd-04:16.  
GT led for 20:36, CU led for 17:16. Game was tied for 02:07.

Score tied - 3 times.  
Lead changed - 6 times.

# 22

## Virginia

Georgia Tech  
Feb. 2, 2017 | JPY Arena (Charlottesville, Va.)

# 65

# 64

Official Basketball Box Score -- Game Totals -- Final Statistics  
Georgia Tech vs Virginia  
02/02/17 7 p.m. at JPY Arena, Charlottesville, Va.

Georgia Tech 64 • 13-9, 2-7 ACC

#	Player	Total		3-Ptr		Rebounds		PF	TP	A	TO	Blk	Stl	Min
		FG-FGA	FT-FTA	FG-FGA	FT-FTA	Off	Def							
10	Katarina Vuckovic	4-12	1-5	2-2	2 3 5	3	11	2	1	1	0	40		
11	Elo Edeferioka	0-1	0-0	1-2	1 1 2	0	1	1	1	0	1	11		
21	Zaire O'Neil	12-20	0-0	0-2	6 8 14	4	24	2	4	0	1	43		
00	Imani Tilford	7-11	0-0	1-3	4 3 7	3	15	5	1	0	4	40		
33	Francesca Pan	0-8	0-5	0-0	2 1 3	1	0	0	1	1	0	18		
01	Kaylan Pugh	1-8	0-0	0-0	3 2 5	0	2	1	3	0	1	25		
13	Cha'Ron Sweeney	0-0	0-0	0-0	0 0 0	0	0	0	0	0	0	2		
15	Chelsea Guimaraes	0-0	0-0	0-0	0 0 0	0	0	0	0	1	0	2		
24	Chanin Scott	1-3	0-0	2-2	1 3 4	4	4	0	1	0	0	25		
55	Antonia Peresson	3-9	1-7	0-0	0 2 2	0	7	0	0	0	1	19		
Team														
Totals		28-72	2-17	6-11	21 25 46	15	64	11	13	2	8	225		

1st FG %: 6-17 35.3% 2nd 5-19 26.3% 3rd 7-15 46.7% 4th 8-15 53.3% Game: 28-72 38.9% Deadball  
3FG %: 0-3 0.0% 1-6 16.7% 0-2 0.0% 0-2 0.0% 2-17 11.8% Rebounds  
FT %: 2-3 66.7% 2-2 100.0% 2-3 66.7% 0-1 0.0% 6-11 54.5%

Virginia 65 • 15-7, 4-5 ACC

#	Player	Total		3-Ptr		Rebounds		PF	TP	A	TO	Blk	Stl	Min
		FG-FGA	FT-FTA	FG-FGA	FT-FTA	Off	Def							
21	Lauren Moses	3-6	0-0	0-0	1 6 7	4	6	1	2	2	1	34		
04	Dominique Toussaint	7-15	2-8	0-0	1 0 1	3	16	3	2	0	1	32		
12	Breyana Mason	7-13	1-2	0-0	1 3 4	1	15	1	1	0	2	44		
13	Jocelyn Willoughby	1-5	0-1	0-0	0 6 6	4	2	0	1	0	1	26		
23	Aliyah Brown El	2-7	2-6	0-0	0 1 1	2	6	3	2	0	0	20		
10	J'Kyra Hulan	4-8	0-3	4-7	4 6 10	1	12	0	5	0	1	28		
14	Lisa Jablonowski	1-1	0-0	0-2	1 0 1	0	2	0	0	0	1	9		
30	Felicia Aiyetun	1-3	0-0	2-3	3 1 4	2	4	0	3	4	0	13		
32	Mone Jones	1-3	0-1	0-0	0 0 0	0	2	0	0	0	0	19		
Team														
Totals		27-61	5-21	6-12	13 26 39	17	65	8	17	6	7	225		

1st FG %: 9-15 60.0% 2nd 9-19 47.4% 3rd 9-14 21.4% 4th 9-8 37.5% Game: 27-61 44.3% Deadball  
3FG %: 1-2 50.0% 3-9 33.3% 1-6 16.7% 0-4 0.0% 5-21 23.8% Rebounds  
FT %: 0-0 0.0% 4-8 50.0% 1-2 50.0% 1-2 50.0% 6-12 50.0%

Officials: Eric Brewton, Carla Fountain, Daryl Humphrey  
Technical fouls: Georgia Tech-None. Virginia-None.  
Attendance: 3187

Score by periods	1st	2nd	3rd	4th	OT	Total
Georgia Tech	14	13	16	16	5	64
Virginia	19	25	8	7	6	65

Last FG - GT 0T-00:31, VA 0T-00:17.  
Largest lead - GT by 1 0T-00:31, VA by 22 3rd-08:15.  
GT led for 00:00, VA led for 42:43. Game was tied for 02:17.

Score tied - 4 times.  
Lead changed - 2 times.

# 23

## Georgia Tech

Virginia Tech  
Feb. 5, 2017 | McCamish Pavilion (Atlanta, Ga.)

# 87

# 81

Official Basketball Box Score -- Game Totals -- Final Statistics  
Georgia Tech vs Virginia Tech  
2/5/17 2 p.m. at Atlanta, Ga. (McCamish Pavilion)

Georgia Tech 81 • 16-7, 3-7 ACC

#	Player	Total		3-Ptr		Rebounds		PF	TP	A	TO	Blk	Stl	Min
		FG-FGA	FT-FTA	FG-FGA	FT-FTA	Off	Def							
02	Sidney Cook	4-10	2-2	0-0	2 1 3	4	10	2	2	0	1	23		
05	Vanessa Pannousis	6-14	3-11	2-2	1 3 4	3	17	3	0	0	1	37		
11	Regan Magarity	3-6	0-2	1-1	1 3 4	0	7	0	3	1	2	23		
25	Samantha Hill	3-8	3-7	3-4	1 4 5	2	12	1	2	1	1	39		
40	Erinn Brooks	0-0	0-0	0-0	0 1 1	2	0	0	1	0	0	9		
03	Diandra DaRosa	0-0	0-0	0-0	0 0 0	0	0	0	0	0	0	2		
12	Kendyl Brooks	2-7	2-6	0-0	0 1 1	4	6	0	1	0	1	27		
10	Chanette Hicks	14-20	0-0	1-4	2 3 5	5	29	6	3	0	6	36		
14	Kaela Kinder	0-0	0-0	0-0	0 0 0	1	0	0	0	0	0	4		
Team														
Totals		32-65	10-28	7-11	7 16 23	21	81	12	12	2	12	200		

1st FG %: 7-13 53.8% 2nd 11-17 64.7% 3rd 6-19 31.6% 4th 8-16 50.0% Game: 32-65 49.2% Deadball  
3FG %: 3-8 37.5% 4-7 57.1% 0-4 0.0% 3-9 33.3% 10-28 35.7% Rebounds  
FT %: 1-2 50.0% 3-3 100.0% 2-4 50.0% 7-11 63.6%

Georgia Tech 87 • 14-9, 3-7 ACC

#	Player	Total		3-Ptr		Rebounds		PF	TP	A	TO	Blk	Stl	Min
		FG-FGA	FT-FTA	FG-FGA	FT-FTA	Off	Def							
00	Imani Tilford	4-11	1-4	9-11	5	7	12	2	18	7	1	0	2	36
10	Katarina Vuckovic	3-7	3-5	0-0	3	4	7	1	9	2	0	1	0	28
11	Elo Edeferioka	4-7	0-0	0-0	2	0	2	2	8	0	1	0	0	19
21	Zaire O'Neil	9-16	0-0	7-10	3	2	5	2	25	3	8	0	1	35
33	Francesca Pan	3-8	0-3	0-0	6	3	9	2	6	0	3	0	0	27
01	Kaylan Pugh	0-2	0-0	0-0	0	1	1	1	0	0	2	0	0	12
13	Cha'Ron Sweeney	0-0	0-0	0-0	0	0	0	0	0	2	0	0	0	1
24	Marissa Smith	1-3	0-0	0-0	0	5	2	4	0	2	3	0	0	10
55	Antonía Peresson	5-11	5-8	2-2	1	6	7	0	17	1	2	0	2	30
	Team				2	0	2							
	Totals	29-65	9-21	20-25	22	28	50	12	87	15	20	1	5	200



## 2016-17 BOX SCORES

# 25

## No. 7/7 Notre Dame

### Georgia Tech

#### Feb. 12, 2017 | Purcell Pavilion (Notre Dame, Ind.)

90  
69

**Official Basketball Box Score -- Game Totals -- Final Statistics**  
Georgia Tech vs Notre Dame  
2/12/17 1:02 p.m. at Purcell Pavilion at the Joyce Center

Georgia Tech 69 • 14-11, 3-9 ACC

#	Player	Total			3-Ptr			Rebounds			PF	TP	A	TO	Blk	Stl	Min
		FG-FGA	FG-FGA	FT-FTA	FG-FGA	FG-FGA	FT-FTA	Off	Def	Tot							
10	Katarina Vuckovic	f	2-6	1-4	1-2	0	4	4	0	6	3	0	0	0	0	0	31
11	Elo Edeferioka	f	1-4	0-0	0-1	1	2	3	2	2	0	2	1	0	0	0	19
21	Zaire O'Neil	f	4-14	0-0	1-2	0	5	5	2	9	2	4	0	0	0	0	28
00	Imani Tilford	g	4-10	0-0	7-8	1	4	5	4	15	2	0	0	0	0	2	36
33	Francesca Pan	g	10-23	4-8	0-2	1	3	4	2	24	0	1	0	2	3	7	37
01	Kaylan Pugh		3-4	0-0	0-2	2	1	3	2	6	1	2	0	0	1	21	
04	Anne Diouf		0-0	0-0	0-0	0	0	0	0	0	0	0	0	0	0	0	+
13	Cha'Ron Sweeney		1-2	0-1	0-0	0	0	0	1	2	1	0	0	0	0	4	
24	Chanin Scott		0-1	0-0	2-2	1	2	3	2	2	1	3	0	0	0	15	
55	Antonia Peresson		1-1	1-1	0-0	0	0	0	0	3	1	0	0	0	1	9	
Team								4	2	6							
Totals			26-65	6-14	11-19	10	23	33	15	69	11	12	1	6	200		

1st FG %: 7-17 41.2% 2nd 8-15 53.3% 3rd 6-14 42.9% 4th 5-19 26.3% Game: 26-65 40.0% Deadball Rebounds 5  
3FG %: 2-5 40.0% 3-5 60.0% 1-2 50.0% 0-2 0.0% 6-14 42.9% 11-19 57.9%  
FT %: 3-7 42.9% 4-4 100.0% 2-2 100.0% 3-5 60.0%

Notre Dame 90 • 23-3, 11-1 ACC

#	Player	Total			3-Ptr			Rebounds			PF	TP	A	TO	Blk	Stl	Min
		FG-FGA	FG-FGA	FT-FTA	FG-FGA	FG-FGA	FT-FTA	Off	Def	Tot							
11	Brianna Turner	f	9-14	0-0	3-5	5	4	9	0	21	1	4	5	0	0	0	33
22	Erin Boley	f	2-6	0-3	0-0	2	3	5	1	4	0	1	0	1	1	2	40
03	Marina Mabrey	g	11-14	2-4	1-1	1	1	2	2	25	3	0	1	0	1	21	
15	Lindsay Allen	g	5-8	1-1	1-1	1	3	4	3	12	2	2	0	0	2	36	
24	Arike Ogunbowale	g	6-17	1-5	5-7	0	10	10	1	18	1	1	0	1	0	40	
05	Jackie Young		1-4	0-1	0-0	1	7	8	4	2	5	0	1	0	22		
21	Kristina Nelson		1-3	0-0	0-0	0	1	1	2	2	1	2	0	0	0	7	
33	Kathryn Westfeld		3-5	0-1	0-0	1	0	1	1	6	3	0	0	0	0	17	
35	Diamond Thompson		0-0	0-0	0-0	0	0	0	0	0	0	0	0	0	0	1	
Team						0	0	3	3	1							
Totals			38-71	4-15	10-14	11	32	43	14	90	16	11	7	4	200		

1st FG %: 10-20 50.0% 2nd 11-19 57.9% 3rd 10-17 58.8% 4th 7-15 46.7% Game: 38-71 53.5% Deadball Rebounds 3  
3FG %: 0-3 0.0% 1-5 20.0% 2-2 100.0% 3-5 60.0% 10-14 71.4%  
FT %: 2-2 100.0% 2-2 100.0% 3-5 60.0%

Officials: Lawson Newton, Angela Lewis, Bob Entlerline  
Technical fouls: Georgia Tech-None, Notre Dame-TEAM.  
Attendance: 9149

Score by periods	1st	2nd	3rd	4th	Total
Georgia Tech	19	20	17	13	69
Notre Dame	22	26	23	19	90

Last FG - GT 4th-00:04, ND 4th-01:11.  
Largest lead - GT by 5 1st-03:35, ND by 24 4th-01:11.  
GT led for 03:33, ND led for 35:05, Game was tied for 02:22.

Points	In	Off	2nd	Fast	Bench
GT	28	14	6	2	13
ND	58	18	12	4	10

Score tied - 4 times.  
Lead changed - 5 times.

# 26

## North Carolina

### Georgia Tech

#### Feb. 16, 2017 | Carmichael Arena (Chapel Hill, N.C.)

89  
88

**Official Basketball Box Score -- Game Totals -- Final Statistics**  
Georgia Tech vs North Carolina  
02/16/17 7:00 PM at Carmichael Arena, Chapel Hill

Georgia Tech 88 • 14-12, 3-10 ACC

#	Player	Total			3-Ptr			Rebounds			PF	TP	A	TO	Blk	Stl	Min
		FG-FGA	FG-FGA	FT-FTA	FG-FGA	FG-FGA	FT-FTA	Off	Def	Tot							
10	Katarina Vuckovic	f	3-6	3-5	0-0	0	2	2	3	9	2	3	0	0	0	0	33
11	Elo Edeferioka	f	4-5	0-0	0-0	6	5	11	2	8	0	1	0	0	0	0	26
21	Zaire O'Neil	f	7-13	0-0	2-2	7	3	10	3	16	3	2	2	2	2	29	
00	Imani Tilford	g	3-6	0-0	6-10	0	2	2	3	12	4	1	0	5	27		
33	Francesca Pan	g	7-18	2-8	2-2	0	3	3	2	18	1	1	0	0	0	31	
01	Kaylan Pugh		4-13	0-0	1-1	2	1	3	3	9	1	1	0	0	0	15	
13	Cha'Ron Sweeney		0-0	0-0	0-0	0	0	0	0	0	0	1	0	0	0	1	
24	Chanin Scott		1-1	1-1	0-0	0	2	2	2	3	0	3	0	0	0	16	
55	Antonia Peresson		4-8	4-8	1-2	0	2	2	3	13	4	0	0	0	1	22	
Team						3	2	5									
Totals			33-70	10-22	12-17	18	22	40	21	88	15	14	2	8	200		

1st FG %: 12-22 54.5% 2nd 5-13 38.5% 3rd 10-19 52.6% 4th 6-16 37.5% Game: 33-70 47.1% Deadball Rebounds 3,1  
3FG %: 5-10 50.0% 1-2 50.0% 3-4 75.0% 1-1 100.0% 12-17 70.6%  
FT %: 3-4 75.0% 1-1 100.0%

North Carolina 89 • 14-12, 3-10 ACC

#	Player	Total			3-Ptr			Rebounds			PF	TP	A	TO	Blk	Stl	Min
		FG-FGA	FG-FGA	FT-FTA	FG-FGA	FG-FGA	FT-FTA	Off	Def	Tot							
21	Okoene, Alyssa	f	2-3	0-0	1-1	2	2	4	1	5	1	1	0	0	0	25	
01	Koene, Taylor	g	5-12	3-6	4-4	1	2	3	3	17	3	1	1	2	40		
05	Watts, Stephanie	g	4-9	3-7	0-0	1	4	5	2	11	3	3	2	1	28		
10	Cherry, Jamie	g	7-15	6-9	6-8	0	3	3	3	26	2	5	0	1	40		
22	Kea, Paris	g	10-17	2-3	5-6	2	7	9	2	27	4	2	1	4	40		
11	Sullivan, Emily		0-0	0-0	3-4	1	0	1	1	3	0	1	2	0	12		
15	Smith, Olivia		0-2	0-2	0-0	0	1	1	2	0	0	1	0	0	0	12	
34	Van Nes, Naomi		0-0	0-0	0-0	0	0	0	0	0	0	0	0	0	0	3	
Team						2	0	2									
Totals			28-58	14-27	19-23	9	19	28	14	89	13	15	6	8	200		

1st FG %: 8-15 53.3% 2nd 7-20 35.0% 3rd 5-10 50.0% 4th 8-13 61.5% Game: 28-58 48.3% Deadball Rebounds 2,2  
3FG %: 5-9 55.6% 4-10 40.0% 2-4 50.0% 3-5 60.0% 13-15 86.7%  
FT %: 3-3 100.0% 0-0 0.0%

Officials: Dee Kantner, Tom Danaher, Geraldine Smith  
Technical fouls: Georgia Tech-None, North Carolina-None.  
Attendance: 1909

Score by periods	1st	2nd	3rd	4th	Total
Georgia Tech	32	14	25	17	88
North Carolina	24	18	25	22	89

Last FG - GT 4th-03:34, NC 4th-00:02.  
Largest lead - GT by 16 1st-02:24, NC by 2 3rd-06:11.  
GT led for 32:36, NC led for 02:10, Game was tied for 05:14.

Points	In	Off	2nd	Fast	Bench
GT	38	17	20	6	3
NC	22	13	8	6	3

Score tied - 9 times.  
Lead changed - 9 times.

# 27

## Georgia Tech

### Pittsburgh

#### Feb. 19, 2017 | McCamish Pavilion (Atlanta, Ga.)

71  
57

**Official Basketball Box Score -- Game Totals -- Final Statistics**  
Pittsburgh vs Georgia Tech  
2/19/17 2 p.m. at Atlanta, Ga. (McCamish Pavilion)

Pittsburgh 57 • 13-14, 4-10 ACC

		Total			3-Ptr	Rebounds											
#	Player	FG-FGA	FG-FGA	FT-FTA	Off	Def	Tot	PF	TP	A	TO	Blk	Stl	Min			
02	Aysia Bugg	-	7-15	1-5	0-0	2	1	3	2	15	1	4	1	35			
05	Kauai Bradley	-	2-4	2-3	0-0	1	2	3	4	6	2	1	0	23			
32	Kalista Walters	-	5-8	0-0	2-2	2	5	7	3	12	0	1	0	35			
44	Brandi Harvey-Carr	-	1-2	0-0	0-0	4	3	7	1	2	2	5	2	0	16		
50	Brenna Wise	-	3-9	1-4	6-6	1	5	6	3	13	2	1	0	34			
03	Jasmine Whitney		1-5	0-0	0-0	0	2	2	2	3	2	0	4	19			
22	Destinie Gibbs		2-3	0-0	0-0	0	1	1	4	4	2	1	0	0	18		
23	Alayna Gribble		1-8	1-7	0-0	0	1	1	2	3	3	1	0	1	20		
Team						0	1	1				1					
Totals			22-54	5-19	8-8	10	21	31	21	57	15	17	3	7	200		
1st FG %:		5-12	41.7%	2nd: 6-13	61.5%	3rd: 5-14	35.7%	4th: 4-15	26.7%	Game: 22-54		40.7%	Deadba				
3FG %:		0-4	0.0%	2nd: 2-3	66.7%	3rd: 1-4	25.0%	4th: 2-4	50.0%	Game: 5-19		26.3%	Rebound				
FT %:		2-2	100.0%	2nd: 2-2	100.0%	3rd: 4-4	100.0%	4th: 0-0	0.0%	Game: 8-8		100.0%					

1st FG %: 5-12 41.7% 2nd 8-13 61.5% 3rd 5-14 35.7% 4th 4-15 26.7% Game: 22-54 40.7% Deadball Rebounds 0,2  
3FG %: 0-4 0.0% 2-5 40.0% 1-4 25.0% 2-6 33.3% 5-19 26.3% 8-8 100.0%  
FT %: 2-2 100.0% 2-2 100.0% 4-4 100.0% 0-0 0.0%

Georgia Tech 71 • 15-12, 4-10 ACC

#	Player	Total			3-Ptr			Rebounds			PF	TP	A	TO	Blk	Stl	Min
		FG-FGA	FG-FGA	FT-FTA	Off	Def	Total										
00	Imani Tilford	-	1-3	0-0	11-12	2	0	2	3	13	1	0	0	1		19	
01	Katarina Vuckovic	-	3-6	1-3	0-0	1	2	3	7	2	2	2	2	2		39	
11	Elo Edeferaku	-	4-10	0-0	3-5	4	3	2	7	11	0	1	0	1		24	
21	Zaire O'Neill	-	5-11	0-0	4-4	2	3	5	4	14	3	0	1	1		22	
33	Francesca Pan	-	8-16	3-5	1-2	1	2	3	1	20	2	4	1	1		39	
04	Kaylan Pugh	-	0-5	0-0	0-0	2	1	3	0	0	2	1	0	0		18	
04	Anne Diouf	-	0-0	0-0	0-0	0	1	1	0	0	0	0	0	0		1	
24	Chanin Scott	-	0-1	0-0	0-0	1	2	3	2	0	1	1	0	1		7	
55	Antonia Peresson	-	2-6	2-3	0-0	0	5	5	3	6	1	0	0	0		31	
	Team					1	1	2									
	Totals		23-58	6-11	19-23	14	20	34	17	71	12	9	4	8		200	





## 2016-17 BOX SCORES

33

**Georgia Tech**  
UCF  
March 19, 2017 | McCamish Pavilion (Atlanta, Ga.)63  
51

34

**Georgia Tech**  
Middle Tennessee  
March 23, 2017 | McCamish Pavilion (Atlanta, Ga.)70  
57Official Basketball Box Score - Game Totals - Final Statistics  
UCF vs Georgia Tech  
3/19/17 5:00 p.m. at Atlanta, Ga. (McCamish Pavilion)

UCF 51 • 21-12

#	Player	Total		3-Pr		Rebounds		PF	TP	A	T	Bk	Sl	Min
		FG	FGA	FG	FGA	FT	FTA							
04	POLACEK, Ashley	0-1	0-0	1-2	0	3	3	4	1	0	0	0	0	12
21	MASSEY, Joslyn	1-4	0-0	0-2	0	2	2	2	0	0	2	0	1	19
22	GREGORY, Alyiah	6-14	0-0	4-4	1	3	4	2	16	2	1	0	0	39
23	LEWIS, Zylara	7-19	1-8	2-3	0	4	4	2	17	2	3	0	2	35
25	OMODOME, Tolulope	2-3	0-0	1-7	3	2	5	5	0	2	1	0	0	29
02	WRIGHT, Kornelia	1-3	0-0	0-0	0	5	5	2	3	5	0	3	2	27
11	THIGPEN, Kayla	0-1	0-0	0-0	0	0	0	0	0	0	1	0	0	6
12	SHULER, Nyala	0-2	0-0	0-0	2	1	3	2	0	0	0	0	0	9
24	NDOUR, Filé	4-10	0-0	0-0	2	6	8	3	8	0	3	1	2	24
Team		2-3		0-0		2-3		0-0		0-0		0-0		0-0
Totals		21-57	1-9	8-18	9	28	37	25	51	7	17	2	8	200

1st FG %	5.0	40.0%	2nd FG %	5.0	33.3%	3rd FG %	5.0	33.3%	Game FG %	21-57	36.2%	Deatball	
3PT %	1.0	33.3%	3PT %	0.0	0.0%	3PT %	0.0	0.0%	3PT %	0.0	11.1%	Rebounds	
FT %	0.0	0.0%	FT %	0.0	0.0%	FT %	0.0	0.0%	FT %	0.0	0.0%	Points	

Georgia Tech 63 • 19-14

#	Player	Total		3-Pr		Rebounds		PF	TP	A	T	Bk	Sl	Min
		FG	FGA	FG	FGA	FT	FTA							
00	Imani Tiford	0-5	0-0	5-5	2	2	4	2	11	6	2	0	4	32
10	Katarina Vuckovic	0-5	0-4	0-0	0	5	5	3	0	0	1	0	0	30
11	Elo Ederforika	1-4	0-0	0-2	0	1	3	5	2	0	2	0	1	27
21	Zaire O'Neil	2-5	0-0	0-4	0	1	1	4	7	2	1	0	0	29
33	Francesca Pan	7-16	4-10	3-4	1	6	7	2	21	3	1	2	3	36
01	Kaylan Pugh	4-8	0-0	5-10	9	10	1	13	1	4	0	1	0	24
13	ChaRon Sweeney	0-0	0-0	0-0	0	2	2	0	0	0	0	0	0	3
24	Chann Scott	0-0	0-0	0-0	0	1	1	1	0	0	1	0	1	10
05	Antonia Peresson	3-7	3-6	0-2	0	1	1	0	9	1	0	1	0	18
Team		2-3		0-0		2-3		0-0		0-0		0-0		0-0
Totals		20-51	7-20	16-29	7	30	37	20	63	14	4	3	10	200

1st FG %	5.0	40.0%	2nd FG %	5.0	33.3%	3rd FG %	5.0	33.3%	Game FG %	20-51	39.2%	Deatball	
3PT %	1.0	33.3%	3PT %	0.0	0.0%	3PT %	0.0	0.0%	3PT %	0.0	11.1%	Rebounds	
FT %	0.0	0.0%	FT %	0.0	0.0%	FT %	0.0	0.0%	FT %	0.0	0.0%	Points	

Officials: Kim Thede, Ron Ladington, Berna Petrus

Technical fouls: UCF-TEAM, Georgia Tech-None

Attendance: 882

Women's NIT - Round 2

Score by periods	1st	2nd	3rd	4th	Total
------------------	-----	-----	-----	-----	-------

UCF	13	17	12	9	51
-----	----	----	----	---	----

Georgia Tech	15	16	11	21	63
--------------	----	----	----	----	----

Last FG - UCF 4th-04:36, GT 4th-01:35

Largest lead - UCF by 14-00:02, GT by 12-00:01

UCF led for 00:03, GT led for 23:15, Game was tied for 07:24

Score tied - 8 times

Lead changed - 11 times

OT

35

**Georgia Tech**  
Alabama  
March 26, 2017 | McCamish Pavilion (Atlanta, Ga.)76  
66

36

**Georgia Tech**  
Washington State  
March 29, 2017 | McCamish Pavilion (Atlanta, Ga.)69  
61Official Basketball Box Score - Game Totals - Final Statistics  
Alabama vs Georgia Tech  
3/26/17 2 p.m. at Atlanta, Ga. (McCamish Pavilion)

Alabama 66 • 22-14

#	Player	Total		3-Pr		Rebounds		PF	TP	A	T	Bk	Sl	Min
		FG	FGA	FG	FGA	FT	FTA							
01	Bolton, Quanetria	1	2-7	1-3	2-2	1	4	0	7	0	0	1	1	19
20	Williams, Ashley	1	6-11	0-0	1-2	5	8	10	1	13	1	2	0	39
23	Wade, Shaquana	1	4-11	2-6	5-7	1	2	3	15	3	2	0	2	27
03	Lewis, Jordan	1	4-10	2-4	2-5	0	2	3	12	6	3	0	3	39
11	Cook, Hannah	1	3-11	1-5	4-4	0	3	3	11	1	2	0	2	30
05	da Silva, Alana	0	0-0	0-0	0	0	0	0	0	0	0	0	0	1
12	Knight, Coco	1	4-0	0-0	1	0	1	0	2	0	1	0	0	8
10	Knight, Meshaunt	1	1-9	0-1	4-4	1	1	2	3	6	1	0	1	22
25	Knight, Ashley	0-3	0-0	0-0	2	1	3	5	0	2	1	3	0	15
Team		2-4		0-0		2-4		0-0		0-0		0-0		0-0
Totals		21-66	6-19	16-24	13	23	36	17	66	14	2	4	9	200

1st FG %	7.7	41.3%	2nd FG %	6.8	37.5%	3rd FG %	6.8	37.5%	Game FG %	21-66	31.8%	Deatball	
3PT %	0.0	0.0%	3PT %	0.0	0.0%	3PT %	0.0	0.0%	3PT %	0.0	0.0%	Rebounds	
FT %	0.0	0.0%	FT %	0.0	0.0%	FT %	0.0	0.0%	FT %	0.0	0.0%	Points	

Georgia Tech 76 • 21-14

#	Player	Total		3-Pr		Rebounds		PF	TP	A	T	Bk	Sl	Min
		FG	FGA	FG	FGA	FT	FTA							
10	Katarina Vuckovic	1	2-5	1-4	0-0	0	1	0	5	4	0	0	0	22
11	Elo Ederforika	1	7-10	1-1	1-1	1	10	11	4	16	0	2	1	33
21	Zaire O'Neil	1	6-12	0-0	0-4	6	7	5	15	4	2	0	0	29
00	Imani Tiford	0	1-6	0-0	2-2	1	3	4	1	4	5	3	1	32
33	Francesca Pan	0	4-11	2-6	0	2	3	5	10	1	1	2	0	35
01	Kaylan Pugh	3-7	0-0	2-4	3	5	4	12	2	0	1	0	1	14
13	ChaRon Sweeney	0-0	0-0	0-0	0	0	0	0	0	0	1	0	0	0
24	Chann Scott	1-2	0-0	0-0	0	0	3	2	2	0	0	0	0	12
05	Antonia Peresson	3-5	3-5	3-3	0	0	0	2	12	1	1	0	0	23
Team		0-1		0-0		0-1		0-0		0-0		0-0		0-0
Totals		29-58	7-16	11-16	7	30	37	23	76	17	18	6	3	200

1st FG %	7.0	30.0%	2nd FG %	11-17	64.7%	3rd FG %	6.8	37.5%	Game FG %	21-66	31.8%	Deatball	
3PT %	0.0	0.0%	3PT %	0.0	0.0%	3PT %	0.0	0.0%	3PT %	0.0	0.0%	Rebounds	
FT %	0.0	0.0%	FT %	0.0	0.0%	FT %	0.0	0.0%	FT %	0.0	0.0%	Points	

Officials: Scott Black, Eric Brewster, Tasha Green

Technical fouls: Alabama-None, Georgia Tech-None

Attendance: 821

Score by periods	1st	2nd	3rd	4th	Total
------------------	-----	-----	-----	-----	-------

Alabama	17	10	17	22	66
---------	----	----	----	----	----

Georgia Tech	17	27	17	15	76
--------------	----	----	----	----	----

Last FG - UA 4th-00:50, GT 4th-01:05

Largest lead - UA by 14-01:13, GT by 24-00:06

UA led for 07:02, GT led for 07:01, Game was tied for 01:39

Score tied - 1 time

Lead changed - 4 times

OT

37

**Michigan**  
Georgia Tech  
April 1, 2017 | Calihan Hall (Detroit, Mich.)89  
79

38

**Georgia Tech**  
Washington State  
March 29, 2017 | McCamish Pavilion (Atlanta, Ga.)69  
61Official Basketball Box Score - Game Totals - Final Statistics  
Georgia Tech vs Michigan  
04/01/17 3:00 PM at Calihan Hall (Detroit, Mich.)

Georgia Tech 79 • 22-15

#	Player	Total		3-Pr		Rebounds		PF	TP	A	T	Bk	Sl	Min
		FG	FGA	FG	FGA	FT	FTA							
10	Katarina Vuckovic	1	2-4	1-2	0-0	0	7	7	4	5	3	1	0	28
11	Elo Ederforika	1	5-12	0-1	1-3	6	9	17	2	11	2	4	5	44
21	Zaire O'Neil	1	8-11	0-0	5-5	6	3	9	5	21	2	7	1	34
00	Imani Tiford	1	2-10	0-1	1-2	1	1	2	5	7	4	0	0	33
33	Francesca Pan	0	6-21	1-2	2	4	6	15	3	2	2	4	0	50
01	Kaylan Pugh	0-3	0-0	2-2	1	3	4	0	2	1	1	0	0	17
04	Anne Doud	0-0	0-0	0-0	0	0	0	0	0	0	0	0	0	0
13	ChaRon Sweeney	4-8	2-3	0-0	0	1	1	0	10	0	3	1	0	16
24	Chann Scott	1-1	0-0	0-0	0	5	1	0	0	2	0	0	0	22
05	Antonia Peresson	2-6	2-6	0-0	0	1	0	3	6	3	0	0	0	31
Team		2-4		0-0		2-4		0-0		0-0		0-0		0-0
Totals		31-79	7-23	10-14	21	35	70	118	11	6	976			



## ***HISTORY***

<b>Year-by-Year Records</b>	<b>44</b>
<b>Year-by-Year Results</b>	<b>45-51</b>
<b>All-time Letterwinners and Coaches</b>	<b>52-53</b>
<b>All-time Series History</b>	<b>54-55</b>
<b>GT vs. the Conferences</b>	<b>56-57</b>
<b>Joseph vs. Opponents</b>	<b>58</b>
<b>Series History</b>	<b>59-68</b>
<b>Rankings History</b>	<b>69-70</b>
<b>ACC Tournament Results</b>	<b>71</b>
<b>Post-season Results</b>	<b>72</b>
<b>Honors and Awards</b>	<b>73-75</b>
<b>#ProJackets</b>	<b>76</b>



## YEAR BY YEAR RECORDS

YEAR	COACH	OVERALL	ACC/FINISH*	ACC TOURN.	HOME	AWAY	NEUTRAL	POSTSEASON
1974-75	Jim Culpepper	6-16						
1975-76	Jim Culpepper	2-24						
1976-77	Jim Culpepper	19-8						
1977-78	Jim Culpepper	23-4						
1978-79	Jim Culpepper	18-8						
1979-80	Jim Culpepper	2-23	1-7/7th	0-1	1-9	0-12	1-2	
<b>Culpepper Totals (6 years)</b>		<b>70-83 (.458)</b>	<b>1-7 (.125)</b>	<b>0-1 (.000)</b>	<b>1-9 (.100)</b>	<b>0-12 (.000)</b>	<b>1-2 (.333)</b>	
1980-81	Benny Dees	8-19	1-6/7th	0-1	3-10	3-8	2-1	
<b>Dees Totals (1 year)</b>		<b>8-19 (.296)</b>	<b>1-6 (.143)</b>	<b>0-1 (.000)</b>	<b>3-10 (.231)</b>	<b>3-8 (.273)</b>	<b>2-1 (.667)</b>	
1981-82	Bernadette McGlade	9-16	2-9/7th	0-1	7-8	2-7	0-1	
1982-83	Bernadette McGlade	10-19	2-11/7th	0-1	5-7	1-9	3-3	
1983-84	Bernadette McGlade	9-19	1-13/8th	0-1	6-7	2-10	1-2	
1984-85	Bernadette McGlade	11-16	0-14/8th	0-1	8-8	2-9	1-1	
1985-86	Bernadette McGlade	10-17	1-13/8th	0-1	8-8	2-8	0-1	
1986-87	Bernadette McGlade	14-13	5-9/6th	0-1	8-5	4-7	2-1	
1987-88	Bernadette McGlade	11-16	3-11/7th	0-1	6-7	4-8	1-1	
<b>McGlade Totals (7 years)</b>		<b>74-116 (.389)</b>	<b>14-80 (.149)</b>	<b>0-7 (.000)</b>	<b>48-50 (.490)</b>	<b>17-58 (.227)</b>	<b>8-10 (.444)</b>	
1988-89	Agnus Berenato	14-14	5-9/6th	0-1	9-6	2-6	3-2	
1989-90	Agnus Berenato	13-17	4-10/6th	0-1	6-5	3-10	4-2	
1990-91	Agnus Berenato	15-13	3-11/7th	0-1	8-5	4-6	3-2	
1991-92	Agnus Berenato	20-13	6-10/7th	2-1	6-5	6-7	8-1	3-0 (WNIT Champs)
1992-93	Agnus Berenato	16-11	8-8/4th	0-1	10-3	5-6	1-2	0-1 (NCAA 1st Rd.)
1993-94	Agnus Berenato	12-15	5-11/7th	0-1	7-6	5-8	0-1	
1994-95	Agnus Berenato	14-16	5-11/6th	0-1	8-6	5-8	1-2	
1995-96	Agnus Berenato	14-13	5-11/8th	0-1	10-4	2-8	2-1	
1996-97	Agnus Berenato	15-12	7-9/7th	0-1	10-4	5-7	0-1	
1997-98	Agnus Berenato	11-17	3-13/8th	1-1	6-8	4-8	1-1	
1998-99	Agnus Berenato	13-14	6-10/6th	0-1	9-6	4-6	0-2	
1999-00	Agnus Berenato	17-14	7-9/6th	1-1	9-6	7-6	1-2	2-1 (WNIT 3rd Rd.)
2000-01	Agnus Berenato	14-15	5-11/8th	0-1	9-6	5-7	0-2	0-1 (WNIT 1st Rd.)
2001-02	Agnus Berenato	15-14	7-9/5th	0-1	8-6	6-5	1-3	0-1 (WNIT 1st Rd.)
2002-03	Agnus Berenato	20-11	8-8/4th	1-1	14-3	4-6	2-2	0-1 (NCAA 1st Rd.)
<b>Berenato Totals (15 years)</b>		<b>223-209 (.516)</b>	<b>84-150 (.359)</b>	<b>5-15 (.250)</b>	<b>129-79 (.620)</b>	<b>67-104 (.392)</b>	<b>27-26 (.509)</b>	<b>5-5 (.500)</b>
2003-04	MaChelle Joseph	14-15	5-11/8th	0-1	8-4	4-8	2-3	
2004-05	MaChelle Joseph	13-14	4-10/8th	0-1	10-6	3-6	0-2	
2005-06	MaChelle Joseph	14-15	2-12/11th	1-1	11-5	2-8	1-2	
2006-07	MaChelle Joseph	21-12	9-5/6th	1-1	13-3	6-6	2-3	1-1 (NCAA 2nd Rd.)
2007-08	MaChelle Joseph	22-10	7-7/5th	1-1	14-2	7-6	1-2	0-1 (NCAA 1st Rd.)
2008-09	MaChelle Joseph	22-10	8-6/5th	0-1	13-2	5-5	4-3	1-1 (NCAA 2nd Rd.)
2009-10	MaChelle Joseph	23-10	8-6/4th	1-1	12-2	8-6	3-2	0-1 (NCAA 1st Rd.)
2010-11	MaChelle Joseph	24-11	9-5/4th	2-1	14-3	6-4	4-4	1-1 (NCAA 2nd Rd.)
2011-12	MaChelle Joseph	26-9	12-4/3rd	2-1	10-3	10-2	6-4	2-1 (NCAA Sweet 16)
2012-13	MaChelle Joseph	14-16	7-11/t-7th	0-1	7-8	5-6	2-2	
2013-14	MaChelle Joseph	20-12	9-7/7th	1-1	11-4	5-6	4-2	0-1 (NCAA 1st Rd.)
2014-15	MaChelle Joseph	19-15	7-9/t-9th	1-1	11-6	6-6	2-3	1-1 (WNIT 2nd Rd.)
2015-16	MaChelle Joseph	20-13	8-8/t-7th	1-1	13-5	5-6	2-2	1-1 (WNIT 2nd Rd.)
2016-17	MaChelle Joseph	22-15	5-11/10th	1-1	16-5	3-9	3-1	5-1 (WNIT Finals)
<b>Joseph Totals (14 years)</b>		<b>274-177 (.608)</b>	<b>100-112 (.472)</b>	<b>12-14 (.461)</b>	<b>163-58 (.738)</b>	<b>75-87 (.463)</b>	<b>36-35 (.507)</b>	<b>12-10 (.545)</b>
1975-2017 Team Totals		649-604 (.518)	200-355 (.360)	17-38 (.309)	344-206 (.625)	162-266 (.379)	74-74 (.500)	17-15 (.531)
*ACC Regular Season Only								

## GEORGIA TECH RECORDS

## MILESTONE WINS

Overall	649-604 / .518 (43 years)	Win	Date	Opponent	Score
Division I	581-544 / .516 (38 years)	1	1974-75	Gordon	51-33
Division III	68-60 / .531 (5 years)	50	1977-78	Tift	85-69
ACC	200-355 / .360 (36 years)	100	12/17/83	Georgia State	80-43
<b>First Wins</b>		150	2/10/88	Auburn-Montgomery	89-72
<b>Win</b>	<b>Date</b>	200	12/11/91	Florida State	70-68
ACC	11/25/79	250	1/5/95	Maryland	82-59
ACC Road	1/31/82	300	11/28/98	Weber State	81-46
ACC Tourney	3/7/92	350	1/17/02	North Carolina	81-62
Postseason	3/28/92	400	1/23/05	Miami	62-46
NCAA Tourney	3/17/07	450	1/2/08	Jackson State	79-42
		500	2/5/10	Maryland	61-60
		550	2/26/12	Clemson	62-50
		600	1/8/15	Boston College	80-77

## YEAR BY YEAR RESULTS

## JIM CULPEPPER

Head Coach: 1975-80

Seasons: 6

Record: 70-83 (.458)

## 1974-75 (6-16)

DATE	OPPONENT	H/A	RESULT	SCORE
	Shorter	L		25-94
	Augusta College	L		14-67
	DeKalb Central	L		25-83
	Berry	L		31-105
	Gordon	W		51-33
	DeKalb South	W		56-48
	Shorter	L		35-80
	Savannah	L		31-90
	Georgia	L		35-96
	Gordon	W		47-36
	Emory (Oxford)	W		52-28
	Tift College	L		45-82
	Augusta College	L		26-49
	DeKalb Central	L		49-94
	Florida State	L		22-58
	Tift College	L		33-51
	Shorter	L		20-72
	Georgia Baptist	L		38-50
	DeKalb South	W		56-45
	Tift College	W		67-53
	vs. Fort Valley State(1)	n	L	39-76
	vs. Tift College (1)	n	L	54-65

## 1975-76 (2-24)

DATE	OPPONENT	H/A	RESULT	SCORE
	Augusta College	L		20-80
	Savannah	L		18-141
	Atlanta Christian	W		55-23
	Georgia State	L		30-80
	Auburn	L		28-89
	Georgia	L		22-77
	West Georgia	L		35-97
	Berry	L		13-107
	Shorter	L		31-81
	Albany State	L		33-93
	Tift College	L		50-67
	Auburn	L		28-78
	Albany State	L		22-105
	Tennessee Temple	L		35-55
	North Georgia	L		21-70
	Tift College	L		57-68
	Shorter	L		39-83
	North Georgia	L		25-78
	Tennessee Temple	L		43-68
	West Georgia	L		38-83
	Georgia State	L		40-101
	Augusta College	L		28-71
	Atlanta Christian	W		90-14
	Georgia	L		35-60
	vs. Berry (1)	n	L	41-109
	vs. North Georgia (1)	n	L	35-69

## 1976-77 (19-8)

DATE	OPPONENT	H/A	RESULT	SCORE
	Piedmont	L		38-61
	Maryville	W		50-28
	Spelman	W		52-32
	Covenant	W		62-26
	Georgia Baptist	W		68-47
	Rollins	W		69-52
	St. Leo's	W		69-29
	Covenant	W		59-37
	Tennessee Temple	W		55-53
	Piedmont	L		40-46
	Bryan	W		51-39
	Spelman	W		82-47
	Augusta College	L		47-48
	Tift College	L		64-72
	Armstrong State	W		57-54
	Tenn. Wesleyan	L		50-74
	Spelman	W		46-33
	Atlanta Christian	W		93-52

Tift College	L	70-72
Georgia Baptist	W	63-40
Bryan	W	57-46
Georgia Baptist	W	60-46
Tenn. Wesleyan	L	43-53
Tennessee Temple	L	51-58
Atlanta Christian	W	99-34
vs. Morris Brown (1)	n	W 75-27
vs. Spelman (1)	n	W 55-43

## 1977-78 (23-4)

DATE	OPPONENT	H/A	RESULT	SCORE
	Tennessee Temple	W		67-49
	Bryan	W		55-29
	Covenant	W		85-52
	Georgia Baptist	W		100-38
	Maryville	W		97-51
	Armstrong State	W		90-36
	Tennessee Temple	W		83-54
	Converse	W		83-62
	Piedmont	W		81-66
	Armstrong State	W		90-73
	Augusta College	L		65-84
	Georgia College	L		79-86
	Bryan	W		81-44
	Tift College	W		72-58
	Spelman	W		64-62
	UNC-Asheville	W		70-66
	Furman	L		77-79
	Augusta College	W		78-62
	Converse	W		86-67
	Covenant	W		69-50
	Piedmont	W		89-71
	Tulane	W		68-53
	Spelman	W		84-63
	Georgia Baptist	W		88-43
	Georgia College	W		83-70
	Tift College	W		85-69
	West Georgia (1)	L		79-94

## 1978-79 (18-8)

Captain: Bonnie Tate

DATE	OPPONENT	H/A	RESULT	SCORE
N18	Georgia College	h	W	85-49
N25	at Vanderbilt	a	W	69-67 (OT)
N27	Covenant	h	W	90-60
D1	at UNC-Asheville	a	W	73-60
D2	at Mars Hill	a	L	53-81
D9	at Georgia College	a	W	86-50
J5	at Augusta	a	L	54-58
J6	at Armstrong State	a	W	80-71
J8	at Tenn. Temple	a	W	78-34
J12	at Furman	a	W	88-68
J13	at Duke	a	L	55-70
J15	Tennessee Temple	h	W	100-47
J18	Erskine	h	L	54-74
J20	UNC-Asheville	h	L	95-102 (3OT)
J22	at Tift College	a	W	70-68
J25	Piedmont	h	W	78-49
J27	Armstrong State	h	L	51-61
J29	Georgia Southwestern	h	W	67-42
F1	Morris Brown	h	W	74-55
F3	at Piedmont	a	W	69-68
F5	Tift College	h	W	79-62
F8	Augusta	h	L	72-73
F12	at Covenant	a	W	92-65
F16	at Georgia Southwestern	a	W	90-68
F19	Vanderbilt	h	W	71-63
	vs. Berry (1)	n	L	68-92

## 1979-80 (2-23, 1-8 ACC/t-7th)

First season as a member of the ACC

DATE	OPPONENT	H/A	RESULT	SCORE
N14	at Georgia Southern	a	L	56-62
N17	at Vanderbilt	a	L	61-67
N20	Georgia State	h	L	62-85
N24	Virginia (2)	a	L	44-85
N25	vs. Wake Forest (2)	n	W	94-67
N27	at #11 Maryland	a	L	78-94
N30	at Georgia	a	L	78-97
D10	at Valdosta State	a	L	84-113
J3	Albany State	h	L	74-75
J5	Georgia Southern	h	L	77-81

J7	at #19 Mercer	a	L	59-85
J9	North Carolina	h	L	61-93
J12	at #8 NC State	a	L	38-97
J14	Furman	h	W	98-50
J16	Georgia	h	L	77-78
J18	Valdosta State	h	L	65-82
J21	Duke	h	L	71-72
J26	at Albany State	a	L	84-89 (OT)
J28	Vanderbilt	h	L	67-77
J31	at #16 Clemson	a	L	67-103
F2	at Wake Forest	a	L	71-80
F5	at Georgia State	a	L	57-75
F8	vs. #9 NC State (3)	n	L	48-99
F11	Mercer	h	L	73-87
F21	vs. Georgia Southern (1)	n	L	51-87

## BENNY DEES

Head Coach: 1981

Seasons: 1

Record: 8-19 (.296)

## 1980-81 (8-19, 1-6 ACC/7th)

Captain: Karen Rainwater

DATE	OPPONENT	H/A	RESULT	SCORE
N18	Maryland	h	L	64-82
N20	Florida State	h	W	97-84
N21	vs. Tift College (at GSU)	n	W	87-78
N28	Georgia	h	L	51-91
D15	at Miami	a	L	80-86
D16	at Florida International	a	W	79-43
J3	#9 NC State	h	L	55-74
J5	at Georgia State	a	L	52-73
J7	Clemson	h	L	53-75
J10	Tulane	h	W	72-58
J12	at Georgia	a	L	53-79
J14	at Albany State	a	L	73-85
J17	#18 Virginia	h	L	42-66
J21	Georgia State	h	L	70-76
J24	at North Carolina	a	L	75-82
J26	at Valdosta State	a	L	61-68
J28	Albany State	h	W	74-69
J31	at Georgia Southern	a	L	60-87
F4	Mercer	h	L	70-75
F6	at Duke	a	L	51-74
F10	Wake Forest	h	W	78-62
F12	vs. #16 Virginia (4)	n	L	49-61
F16	at Furman	a	W	83-54
F19	at Mercer	a	W	79-77
F21	Valdosta State	h	L	68-99
F24	Georgia Southern	h	L	64-80
F26	vs. Georgia (1)	n	L	70-89

## BERNADETTE MCGLADE

Head Coach: 1982-88

Seasons: 7

Record: 74-116 (.389)

## 1981-82 (9-16, 2-9 ACC/7th)

Captain: LeeAnn Woodhull

DATE	OPPONENT	H/A	RESULT	SCORE
N14	Shorter	h	W	69-63
N19	Georgia Southwestern	h	W	78-56
N24	Berry	h	L	61-82
N27	at Duke	a	L	50-62
N28	at North Carolina	a	L	58-81
D1	Covenant	h	W	75-36
D4	at #16 Georgia	a	L	43-86
D14	at Clemson	a	L	50-72
J4	#7 NC State	h	L	62-76
J9	Vanderbilt	h	L	74-80
J11	West Georgia	h	W	57-55
J16	at Virginia	a	L	45-75
J19	Georgia State	h	W	57-51
J23	North Carolina	h	L	64-68
J24	East Carolina	h	L	46-80
J28	Miss. Univ for Women	h	W	75-59
J30	at #5 NC State	a	L	48-75
J31	at Wake Forest	a	W	64-53

# YEAR BY YEAR RESULTS

F3	Mercer	h	L	47-69
F6	Duke	h	W	64-61
F8	#15 Georgia	h	L	52-69
F15	Virginia	h	L	51-56
F17	at #9 Maryland	a	L	64-77
F20	at Georgia State	a	W	71-67
F26	vs. Clemson (3)	n	L	54-62

## 1982-83 (10-19, 2-11 ACC/7th)

Captains: LeeAnn Woodhull, Rochelle Laudenslager

DATE	OPPONENT	H/A	RESULT	SCORE
N21	at Virginia	a	L	59-80
N23	Alabama	h	L	56-63
N26	at Kennesaw St.	a	W	68-55
N29	Covenant (Forfeit)		W	2-0
D2	Georgia Southwestern	h	W	74-60
D4	at #12 Georgia	a	L	56-90
D15	at #3 Maryland	a	L	54-88
D18	vs. Villanova (6)	n	L	59-68
D19	vs. Pennsylvania (6)	n	W	67-59
J3	Duke	h	L	43-55
J6	North Carolina	h	L	58-99
J8	#19 NC State	h	L	61-83
J10	#3 Maryland	h	L	57-69
J13	North Georgia	h	W	88-51
J19	Georgia State	h	L	69-73
J24	at #20 NC State	a	L	61-77
J27	Clemson	h	L	67-79
J29	at North Carolina	a	L	58-96
J31	at Duke	a	L	40-80
F5	at Clemson	a	L	66-84
F7	at Georgia State	a	L	64-69
F12	at Mercer	a	L	67-71
F14	Virginia	h	W	55-54
F17	Stetson	h	W	70-53
F23	Wake Forest	h	W	93-72
F25	Drake (7)	n	L	63-83
F26	vs. South Florida (7)	n	W	82-65
F27	vs. Pennsylvania (7)	n	W	75-58
M4	vs. North Carolina (3)	n	L	80-85

## 1983-84 (9-19, 1-13 ACC/8th)

Captains: Mary Lou Jicka, Mary Rucker, Kate Brandt

DATE	OPPONENT	H/A	RESULT	SCORE
N25	vs. Miss Univ for Women (9)	n	W	76-61
N26	Stetson (9)	h	W	96-73
N30	at Alabama	a	L	49-79
D2	#3 Georgia (38)	n	L	52-89
D14	at #9 Maryland	a	L	59-80
D16	vs. West Virginia (10)	n	L	78-86 (OT)
D17	vs. Georgia State (10)	n	W	80-43
D18	at South Florida (10)	a	W	68-56
D21	at Stetson	a	W	69-62
J4	#12 NC State	h	L	52-65
J7	Duke	h	L	72-74
J11	at #17 Clemson	a	L	70-82
J16	#17 Maryland	h	L	48-67
J18	Queens College	h	W	84-56
J23	#16 Virginia	h	L	65-75
J25	#17 Clemson	h	L	72-79
J28	at North Carolina	a	L	73-81
J31	Georgia State	h	W	83-70
F4	at Wake Forest	a	L	70-79
F5	at East Carolina	a	L	56-61 (OT)
F9	at Georgia State	a	L	56-59
F11	at Duke	a	L	61-69
F13	at NC State	a	L	63-78
F18	at #11 Virginia	a	L	50-89
F20	#18 North Carolina	h	L	75-95
F23	South Florida	h	W	61-46
F25	Wake Forest	h	W	77-74
M2	vs. #15 Virginia (11)	n	L	58-75

## 1984-85 (11-16, 0-14 ACC/8th)

Captain: Cindy Cochran

DATE	OPPONENT	H/A	RESULT	SCORE
N21	Colorado	h	W	76-56
N27	Presbyterian	h	W	86-70
N29	#1 Georgia	h	L	69-100
D1	Converse	h	W	116-31
D12	at Maryland	a	L	52-68
D28	vs. Fordham (12)	n	W	77-56
D29	vs. Wagner (12)	n	W	81-70

J3	NC State	h	L	70-87
J5	at Wake Forest	a	L	49-54
J7	Arizona	h	W	65-59
J9	Clemson	h	L	81-84 (OT)
J12	Duke	h	L	58-65
J14	Maryland	h	L	67-69
J19	North Carolina	h	L	68-88
J21	#17 Virginia	h	L	47-71
J25	at Duke	a	L	67-75
J27	at North Carolina	a	L	50-81
J30	West Georgia	h	W	69-67
F3	at #20/#22 NC State	a	L	73-83
F7	at Georgia State	a	W	69-68 (OT)
F9	Wake Forest	h	L	55-77
F11	at Clemson	a	L	75-95
F13	Georgia Southern	h	W	75-57
F16	at #17/#17 Virginia	a	L	67-97
F22	Western Carolina (9)	h	W	83-61
F23	Georgia State (9)	h	W	80-75
M1	vs. #14/#14 NC State (11)	n	L	60-87

## 1985-86 (10-17, 1-13 ACC/8th)

Captains: Tory Ehle, Kristen Weinert

DATE	OPPONENT	H/A	RESULT	SCORE
N22	at Richmond	a	W	77-59
N24	at #18/#16 Virginia	h	L	52-86
N29	South Florida (9)	h	W	95-69
N30	Chattanooga (9)	h	L	69-76
D2	Presbyterian	h	W	124-56
D4	at #2/#2 Georgia	a	L	58-93
D16	Clemson	h	L	80-90
D21	at Maryland	a	L	65-80
D31	Furman	h	W	85-81
J2	#18/#18 NC State	h	L	69-77
J4	Marshall	h	W	83-81
J11	Duke	h	L	69-78
J13	Maryland	h	W	73-66
J18	at Clemson	a	L	73-84
J22	Columbia	h	W	87-69
J25	at #18/NR Duke	a	L	61-77
J27	at #16/#16 North Carolina	a	L	65-88
F1	Wake Forest	h	L	60-73
F5	at Chattanooga	a	W	82-77
F7	at NC State	a	L	57-92
F9	at Wake Forest	a	L	62-75
F13	Georgia Southern	h	W	79-71
F15	#5/#5 Virginia	h	L	64-82
F20	UAB	h	W	67-66
F22	#17/#18 North Carolina	h	L	81-92 (OT)
F24	Georgia State	h	L	75-80
M1	vs. #3/#3 Virginia (11)	n	L	64-90

## 1986-87 (14-13, 5-9 ACC/6th)

Captains: Tory Ehle, Marielle Walker

DATE	OPPONENT	H/A	RESULT	SCORE
N28	UC-Santa Barbara (13)	h	W	84-48
N29	Seton Hall (13)	h	W	72-65
D2	Chattanooga	h	W	69-60
D5	vs. Florida (14)	n	W	82-72
D6	vs. UAB (14)	n	W	77-65
D15	vs. Utah State (15)	n	W	106-40
D16	vs. Pepperdine (15)	n	W	79-77
D30	Auburn-Montgomery	h	W	74-58
J2	NR/#22 North Carolina	h	L	75-80
J6	#20/#19 Maryland	h	W	81-80 (OT)
J10	at #13/#13 NC State	a	L	63-74
J12	at Wake Forest	a	W	95-82
J15	at Georgia Southern	a	L	65-75
J17	#4/#4 Virginia	h	L	66-76
J22	at Clemson	a	W	81-78
J24	at North Carolina	a	L	81-86
J26	at Duke	a	L	66-85
J29	#10/#10 Georgia	h	L	57-72
F2	at #3/#3 Tennessee	a	L	74-100
F4	Western Carolina	h	W	85-47
F7	Duke	h	L	72-86
F11	at #8/#9 Virginia	a	L	56-78
F14	Wake Forest	h	W	72-70
F16	at Maryland	a	L	76-93
F21	#13/#15 NC State	h	L	69-78
F23	Clemson	h	W	82-66
F28	vs. North Carolina (11)	n	L	54-64

## 1987-88 (11-16, 3-11 ACC/7th)

Captains: Marielle Walker, Mandy Miller, Ida Neal

DATE	OPPONENT	H/A	RESULT	SCORE
N27	UAB (13)	h	W	101-75
N28	Monmouth (13)	h	W	76-70
D2	at #11/#10 Georgia	a	L	71-92
D5	vs. VCU (16)	n	W	73-63
D6	vs. Fordham (16)	n	W	79-78
D14	Southern	h	L	66-69
D19	at Marist	a	W	66-45
D20	at Iona	a	W	108-88
J3	at #16/#15 Maryland	a	L	80-83
J9	NC State	h	W	94-74
J11	#4/#4 Tennessee	h	L	79-96
J15	at #11/#11 Duke	a	L	71-77 (OT)
J17	at North Carolina	a	L	74-82
J20	at #7/#7 Virginia	a	L	69-90
J23	#20/#23 Wake Forest	h	L	66-71
J27	at Clemson	a	L	72-94
J30	#17/#17 Duke	h	L	71-80
F3	Clemson	h	L	74-90
F5	at NC State	a	W	83-74
F7	at #16/#17 Wake Forest	a	L	79-87
F10	Auburn-Montgomery	h	W	89-72
F13	North Carolina	h	W	76-74
F16	#13/#13 Maryland	h	L	70-92
F22	Coastal Carolina	h	W	92-60
F25	#9/#10 Virginia	h	L	68-91
F28	at Chattanooga	a	L	76-79
M5	vs. #11/#12 Maryland (11)	n	L	74-102

## AGNUS BERENATO

Head Coach: 1989-2003

Seasons: 15

Record: 223-209 (.516)

## 1988-89 (14-14, 5-9 ACC/6th)

Captains: Ida Neal, Tonia Rodd

DATE	OPPONENT	H/A	RESULT	SCORE
N25	Winthrop (13)	h	W	83-61
N26	Richmond (13)	h	W	84-80 (2OT)
N28	#3/#3 Georgia	h	L	58-73
D2	vs. Georgia Southern (17)	n	L	60-61
D3	vs. UNC Asheville (17)	n	W	78-63
D13	Appalachian State	h	L	59-83
D17	vs. Howard (18)	n	W	87-82
D18	vs. Maine (18)	n	W	82-62
J2	Chattanooga	h	W	74-71
J4	#5/#5 Maryland	h	L	60-85
J7	at #19/#19 NC State	a	L	70-100
J8	at Wake Forest	a	L	57-85
J14	North Carolina	h	W	87-81
J18	at Clemson	a	L	56-83
J21	#13/#16 Virginia	h	W	105-80
J25	Mercer	h	W	89-70
J28	at Duke	a	W	97-94 (OT)
J29	at North Carolina	a	W	97-89
F1	Western Carolina	h	W	69-46
F4	at #15/#16 Virginia	a	L	74-91
F6	at #6/#4 Maryland	a	L	74-106
F11	Wake Forest	h	W	88-82
F13	Auburn-Montgomery	h	W	80-57
F15	at #3/#3 Tennessee	a	L	71-88
F18	#13/#13 NC State	h	L	79-87
F22	NR/#25 Clemson	h	L	62-89
F25	Duke	h	L	71-78
M4	vs. NR/#25 Clemson (11)	n	L	74-94

## 1989-90 (13-17, 4-10 ACC/6th)

Captains: Theresa Gernatt, Sheila Wagner

DATE	OPPONENT	H/A	RESULT	SCORE
N24	Tennessee State (19)	h	W	93-61
N25	Furman (19)	h	L	92-108
N29	at #4/#4 Georgia	a	L	70-85
D2	vs. Loyola Marymount (16)	n	W	81-53
D3	vs. Lafayette (16)	n	W	89-64
D13	at Mercer	a	W	87-52
D16	at Santa Clara	a	L	66-69
D18	at San Francisco	a	L	67-85
D19	at Pacific	a	L	68-88



# YEAR BY YEAR RESULTS

D31	at Chattanooga	a	W	94-82
J2	#6/#8 NC State	h	W	79-78
J6	Wake Forest	h	L	52-70
J8	Auburn-Montgomery	h	W	89-63
J11	at North Carolina	a	W	90-73
J13	at Duke	a	L	68-72
J18	#15/#15 Maryland	h	W	70-68
J20	at #9/#9 Virginia	a	L	77-97
J24	at Clemson	a	L	69-77
J27	Duke	h	W	78-74
J30	at #23/#23 Maryland	a	L	52-83
F3	#12/#12 Virginia	h	L	65-94
F7	Mercer	h	W	83-66
F10	North Carolina	h	L	77-81
F12	NR/#25 Clemson	h	L	75-80
F16	at #9/#9 NC State	a	L	55-80
F18	at Wake Forest	a	L	59-73
F23	vs. Temple (7)	n	L	79-87
F24	vs. Southern Utah (7)	n	W	87-75
F25	vs. Boise State (7)	n	W	93-66
M3	vs. Virginia (11)	n	L	65-73

## 1990-91 (15-13, 3-11 ACC/7th)

Captains: Theresa Gernatt, Karen Lounsbury

DATE	OPPONENT	H/A	RESULT	SCORE
N23	UNC-Wilmington (20)	h	W	101-79
N24	East Tenn. St. (20)	h	W	89-62
N30	vs. South Florida (21)	n	W	98-58
D1	Minnesota (21)	a	W	84-69
D5	at Rider	a	W	114-72
D8	vs. William & Mary (22)	n	W	78-60
D9	vs. Temple (22)	n	W	83-68
D20	vs. Campbell (23)	n	L	75-82
D21	at Furman (23)	a	W	89-85
D30	Winthrop	h	W	124-47
J2	Western Carolina	h	W	94-71
J4	at #2/#2 NC State	a	L	79-97
J6	at Wake Forest	a	L	72-85
J9	North Carolina	h	W	101-86
J13	Maryland	h	L	66-68
J16	Chattanooga	h	W	98-73
J19	#1/#1 Virginia	h	L	72-98
J23	#21/#20 Clemson	h	L	61-63
J26	Duke	h	L	79-93
F2	at #1/#1 Virginia	a	L	94-98
F4	at Maryland	a	L	79-93
F7	Wake Forest	h	W	74-67
F11	at #23/#20 Clemson	a	L	64-76
F16	#7/#8 NC State	h	L	74-98
F19	Mercer	h	W	85-61
F22	at North Carolina	a	W	83-63
F24	at Duke	a	L	76-89
M2	vs. Maryland (11)	n	L	73-91

## 1991-92 (20-13, 6-10 ACC/7th)

### NWIT CHAMPIONS

Captains: Allison Echols, Sheila Wagner

DATE	OPPONENT	H/A	RESULT	SCORE
N22	vs. Alcorn State (14)	n	W	98-69
N23	vs. UAB (14)	n	L	72-91
N29	Rider (20)	h	W	115-64
N30	Chattanooga (20)	h	W	114-57
D5	at Army	a	W	71-55
D7	at Marist	a	W	93-63
D11	at Florida State	a	W	70-68
D28	Boston College (24)	n	W	97-61
D29	vs. Santa Clara (24)	n	W	64-61
D30	at Miami (Fla.) (24)	n	L	63-78
J3	at Duke	a	L	76-80
J5	at North Carolina	a	L	69-83
J8	Wake Forest	h	W	74-56
J11	Florida State	h	L	66-77
J15	Coppin State	h	W	100-42
J17	#16/#15 NC State	h	W	83-72
J22	#15/#15 Clemson	h	L	69-73
J25	at #2/#2 Virginia	a	L	74-79
J27	at #1/#1 Maryland	a	L	54-75
F4	at #15/#15 Clemson	a	W	59-57
F8	#2/#2 Virginia	h	L	62-86
F14	at Appalachian St.	a	W	95-73
F17	#4/#1 Maryland	h	L	63-71
F21	at Wake Forest	a	W	83-66
F23	at NC State	a	L	70-86

F29	#25/NR North Carolina	h	L	70-73
M2	Duke	h	W	75-53
M7	vs. #4/#5 Maryland (25)	n	W	68-67
M8	vs. #20/#20 Clemson (25)	n	W	74-73
M9	vs. #1/#1 Virginia (25)	n	L	69-70
M26	vs. Wisc.-Green Bay (26)	n	W	78-77
M27	vs. Nebraska (26)	n	W	73-68
M28	vs. Hawaii (26)	n	W	90-72

## 1992-93 (16-11, 8-8 ACC/t-4th)

### NCAA Tournament First Round

Captains: Laura Kauffman, Joyce Pierce

DATE	OPPONENT	H/A	RESULT	SCORE
D4	Hofstra (20)	h	W	111-62
D5	Mercer (20)	h	W	82-59
D13	at Minnesota	a	W	82-62
D16	Clemson (38)	h	W	86-68
D18	Appalachian St.	h	W	110-72
D29	Alabama (27)	n	L	101-103 (OT)
D30	Fordham (27)	n	W	69-68
J5	#15/#14 North Carolina	h	W	73-63
J8	at NC State	a	W	86-79
J10	at Wake Forest	a	L	70-85
J14	#3/#3 Maryland	h	L	66-77
J18	Florida State	h	L	71-79
J23	#10/#10 Virginia	h	L	81-107
J26	at #21/#18 Clemson	a	L	80-85
J29	at Duke	a	W	86-80 (OT)
J31	at #16/#16 North Carolina	a	L	68-72 (OT)
F3	East Tenn. State	h	W	88-55
F5	at #11/#11 Virginia	a	L	53-88
F7	at #7/#9 Maryland	a	L	70-75
F12	at Florida State	a	W	61-46
F16	Furman	h	W	86-72
F19	NC State	h	W	92-89 (2OT)
F21	Wake Forest	h	W	85-72
F24	at Chattanooga	a	W	68-67 (OT)
F26	Duke	h	W	72-67
M6	vs. NR/#24 Clemson (25)	n	L	66-87
M17	at Northwestern (28)	a	L	62-90

## 1993-94 (12-15, 5-11 ACC/7th)

Captains: Renee Wilkinson, Demieta Keener

DATE	OPPONENT	H/A	RESULT	SCORE
D1	Minnesota	h	L	73-77 (OT)
D4	Stetson (20)	h	W	75-56
D5	St. Joseph's (20)	h	W	51-50
D14	at Georgia State (29)	a	W	82-58
D15	#25/#21 Georgia (29)	h	L	52-67
D18	at Florida State	a	W	65-62
D29	at Rider	a	L	66-69
J2	at #20/#20 Maryland	a	L	62-69
J5	Chattanooga	h	W	71-70
J7	NC State	h	W	75-60
J9	Wake Forest	h	W	70-60
J14	at Duke	a	L	59-77
J16	at #4/#4 North Carolina	a	L	51-87
J19	at Furman	a	W	79-63
J22	at #12/#11 Virginia	a	L	75-88
J26	at Clemson	a	L	52-77
J30	Maryland	h	L	46-67
F1	Florida State	h	W	63-51
F6	#10/#11 Virginia	h	L	54-82
F9	at East Tenn. State	a	W	88-73
F12	#3/#3 North Carolina	h	L	79-89
F14	at Mercer	a	W	62-57
F18	at NC State	a	L	53-71
F20	at Wake Forest	a	L	69-70
F25	Clemson	h	L	51-55
F27	Duke	h	W	61-56
M5	vs. #5/#6 North Carolina (25)	n	L	55-78

## 1994-95 (14-16, 5-11 ACC/6th)

Captains: Demieta Keener, Christie Finney

DATE	OPPONENT	H/A	RESULT	SCORE
N28	Furman	h	W	78-60
D2	Butler (20)	h	L	66-67
D3	Cornell (20)	h	W	90-66
D10	Lafayette	h	W	95-38
D12	Georgia Southern (30)	h	W	79-66
D13	#14/#14 Georgia (30)	h	L	81-113
D15	at Chattanooga	a	W	74-71
D19	vs. UCLA (7)	n	L	69-81

D20	at Alaska-Anch. (7)	a	L	85-87
D21	vs. Army (7)	n	W	85-51
D30	at Fairfield	a	W	111-66
J5	Maryland	h	W	82-59
J7	at #4/#4 North Carolina	a	L	62-74
J12	Wake Forest	h	W	83-77
J15	NC State	h	L	67-81
J18	#25/NR Duke	h	L	71-80
J21	#12/#14 at Virginia	a	L	53-73
J23	Florida State	h	L	58-60
J26	at Clemson	a	L	56-68
J30	at Florida State	a	W	68-57
F5	at Maryland	a	W	67-59
F8	#11/#11 North Carolina	h	L	62-84
F11	at Wake Forest	a	L	61-66
F13	Georgia State	h	W	107-62
F16	at NC State	a	L	64-80
F18	at #22/#25 Duke	a	L	68-77
F20	#6/#7 Virginia	h	L	53-61
F22	at Mercer	a	W	82-49
F25	Clemson	h	W	68-60
M3	vs. NC State (25)	n	L	70-88

## 1995-96 (14-13, 5-11 ACC/8th)

Captains: Kisha Ford, Shea Matlock

DATE	OPPONENT	H/A	RESULT	SCORE
N14	Md.-Eastern Shore (20)	h	W	93-43
N25	Illinois (20)	h	W	70-60
D2	vs. New Hampshire (29)	n	W	90-72
D3	at Manhattan (29)	n	W	90-61
D13	Chattanooga	h	W	81-62
D28	Western Carolina (31)	h	W	88-48
D29	Seton Hall (31)	h	W	82-67
J1	Appalachian St.	h	W	95-68
J2	at Maryland	a	L	60-61
J6	North Carolina	h	L	74-78
J10	at Wake Forest	a	L	67-81
J15	at #11/#13 NC State	a	L	63-68
J17	at #13/#16 Duke	a	L	66-78
J20	#7/#7 Virginia	h	L	58-79
J22	Florida State	h	W	97-65
J25	#18/#19 Clemson	h	W	55-38
J29	at Georgia State	a	W	76-60
J31	at Florida State	a	L	85-90 (3OT)
F3	Maryland	h	W	59-30
F7	at North Carolina	a	L	72-88
F11	Wake Forest	h	W	75-65
F14	NC State	h	L	64-73
F17	Duke	h	L	55-70
F20	at Virginia	a	L	62-80
F25	at #17 Clemson	a	W	72-62
F27	at Mercer	a	L	61-64
F29	vs. Florida State (25)	n	L	51-64

## 1996-97 (15-12, 7-9 ACC/7th)

Captains: Kisha Ford, Tiffany Martin

DATE	OPPONENT	H/A	RESULT	SCORE
N25	Mercer	h	W	98-79
N28	Drexel (20)	h	W	84-65
N29	#9/#12 Notre Dame (20)	h	L	69-76
D3	at Appalachian St.	a	W	88-80 (OT)
D12	at #17/#16 Duke	a	L	65-74
D21	at St. Mary's	a	L	59-66
D22	at San Jose State	a	W	68-53
D29	William & Mary (31)	h	W	78-53
D30	Manhattan (31)	h	W	105-63
J2	Maryland	h	W	44-40
J5	#7/#7 NC State	h	W	73-72
J8	at Chattanooga	a	W	72-56
J11	at #16/#15 North Carolina	a	L	53-80
J13	#12/#11 Clemson	h	L	59-67
J16	at #8/#8 Virginia	a	L	53-74
J19	at Wake Forest	a	W	80-65
J22	Florida State	h	W	75-51
J27	#22/#21 Duke	h	L	58-83
J30	#6/#8 North Carolina	h	L	77-80
F4	Georgia State	h	W	76-56
F8	#19/#18 at Clemson	a	L	50-52
F10	at Florida State	a	W	68-60
F13	#9/#8 Virginia	h	W	72-60
F16	Wake Forest	h	W	83-67
F19	at Maryland	a	L	69-73
F23	at NC State	a	L	69-82

## YEAR BY YEAR RESULTS

F28 vs. #13/#10 Virginia (32) n L 63-77

**1997-98 (11-17, 3-13 ACC/8th)***Captains: Joannah Kauffman, Shea Matlock*

DATE	OPPONENT	H/A	RESULT	SCORE
N15	at American	a	L	66-82
N18	at Georgia State	a	W	73-59
N22	at Maryland	a	L	42-74
N24	at Mercer	a	W	70-65 (OT)
N28	Charleston Southern (20)	h	W	87-64
N29	Boston College (20)	h	W	81-79
D1	Chattanooga	h	W	70-42
D3	Davidson	h	L	72-90
D6	#9/#10 Virginia	h	W	84-65
D29	St. Mary's (33)	h	W	69-60 (OT)
D30	#20/20 Auburn (33)	h	L	41-70
J2	#18/#4 NC State	h	L	63-75
J4	at #23/22 Duke	a	L	56-87
J8	#8/7 North Carolina	h	L	48-69
J11	at Wake Forest	a	W	80-60
J18	Florida State	h	L	53-88
J22	at #19/#22 Clemson	a	L	56-79
J24	Belmont	h	W	76-64
J26	Maryland	h	L	57-68
J30	at #16/13 Virginia	a	L	57-93
F1	at #7/9 NC State	a	L	60-85
F5	#14/16 Duke	h	L	55-58
F8	at #5/5 North Carolina	a	L	58-85
F13	Wake Forest	h	W	58-53
F19	at Florida State	a	L	56-77
F22	#19/#9 Clemson	h	L	58-89
F26	vs. Wake Forest (32)	n	W	78-67
F27	vs. #8/10 Duke (32)	n	L	56-100

**1998-99 (13-14, 6-10 ACC/6th)***Captains: Kenya Williams, Kelly Muir*

DATE	OPPONENT	H/A	RESULT	SCORE
N15	American	h	L	67-87
N21	at Davidson	a	W	88-70
N24	Mercer	h	W	78-50
N27	Samford (34)	h	W	96-62
N28	Weber State (34)	h	W	81-46
D3	at #9/8 North Carolina	a	L	68-85
D5	at #17/14 NC State	a	W	74-73
D16	at Chattanooga	a	W	94-60
D19	Georgia State	h	L	56-66
D29	St. Francis, N.Y. (33)	h	W	90-45
D30	Lafayette (33)	h	W	100-52
J2	Florida State	h	W	92-70
J4	at Wake Forest	a	L	72-77
J7	at #13/17 Duke	a	L	46-113
J10	#12/10 Clemson	h	L	56-61
J14	at #22/23 Virginia	a	L	62-82
J18	#5/4 Georgia (35)	n	L	82-88
J21	Maryland	h	W	72-56
J24	#7/6 North Carolina	h	W	91-84
J28	NC State	h	L	73-93
J31	at Florida State	a	W	86-78
F3	Wake Forest	h	W	74-58
F7	#9/11 Duke	h	L	73-74
F11	at #19/19 Clemson	a	L	41-69
F18	#17/17 Virginia	h	L	73-86
F21	at Maryland	a	L	79-92
F27	vs. #13/14 North Carolina (32)	n	L	71-87

**1999-2000 (17-14, 7-9 ACC/6th)****WNIT Quarterfinals***Captains: Danielle Donehew, Niesha Butler*

DATE	OPPONENT	H/A	RESULT	SCORE
N23	at Georgia State	a	W	75-51
N26	Elon (34)	h	W	85-53
N27	Hofstra (34)	h	W	89-61
N30	#6/6 NC State	h	L	70-80
D4	Clemson	h	W	81-62
D7	Charleston Southern	h	W	103-65
D9	#25 Mississippi St.	h	L	56-71
D19	at Monmouth	a	W	79-68
D21	at St. Francis, N.Y.	a	W	91-60
D29	Western Michigan (33)	h	W	95-89 (OT)
D30	Pittsburgh (33)	h	L	69-75
J3	at Virginia	a	L	70-83
J6	at Wake Forest	a	W	73-62
J9	#14/10 Duke	h	L	45-64

J13	#15/12 North Carolina	h	W	55-44
J16	at Florida State	a	L	64-93
J20	vs. #7/7 Georgia (35)	n	L	58-86
J23	at Maryland	a	W	73-67
J31	at Clemson	a	L	43-72
F3	at #24/23 Virginia	a	L	65-66
F6	Wake Forest	h	W	60-54
F11	at #14/12 Duke	a	L	51-83
F13	at North Carolina	a	L	62-85
F17	Florida State	h	L	74-77
F24	at #14/11 NC State	a	W	69-52
F27	Maryland	h	W	60-49
M4	vs. #15/14 NC State (36)	n	W	71-62
M5	vs. #12/10 Duke (36)	n	L	56-77
M16	Southern Miss (37)	h	W	76-71 (OT)
M18	at Chattanooga (37)	a	W	81-74
M21	at Arkansas (37)	a	L	67-78

**2000-01 (14-15, 5-11 ACC/8th)****WNIT First Round***Captains: Niesha Butler, Jaime Kruppa, Alex Stewart*

DATE	OPPONENT	H/A	RESULT	SCORE
N24	Cornell (34)	h	W	74-68
N25	Mt. St. Mary's (34)	h	W	102-90
N29	Georgia State	h	W	75-70
D3	at #16/16 Miss. St.	a	L	68-88
D6	at #21/19 NC State	a	L	63-77
D8	vs. #5/6 Georgia (35)	n	L	61-78
D17	Dartmouth	h	W	79-62
D19	at Wagner	a	W	73-50
D21	at Hofstra	a	W	77-74
D29	St. Francis, Pa. (33)	h	W	94-51
D30	Fresno State (33)	h	W	87-56
J2	at North Carolina	a	W	82-75
J5	Florida State	h	L	65-66
J7	NR/#25 Virginia	h	W	70-65
J11	at #5/5 Duke	a	L	83-86
J18	#20/20 Clemson	h	L	64-72
J21	Maryland	h	L	62-66
J25	at Wake Forest	a	L	71-79
J30	Charleston Southern	h	W	94-65
F1	North Carolina	h	L	63-85
F5	at Florida State	a	L	69-89
F8	at NR/#24 Virginia	a	W	87-70
F12	#4/4 Duke	h	L	54-74
F15	#21/20 NC State	h	L	68-74
F19	at NR/#22 Clemson	a	L	49-68
F22	at Maryland	a	W	66-62
F25	Wake Forest	h	W	79-63
M2	vs. North Carolina (36)	n	L	64-79
M15	at Mississippi St. (37)	a	L	73-77

**2001-02 (15-14, 7-9 ACC/t-5th)****WNIT First Round***Captains: Nina Barlin, Milli Martinez, Regina Tate*

DATE	OPPONENT	H/A	RESULT	SCORE
N16	Kansas State	h	L	70-74
N18	at Long Island	a	W	80-49
N23	UNC Asheville (34)	h	W	88-56
N24	Eastern Washington (34)	h	W	91-36
D1	vs. Arkansas State (39)	n	W	77-52
D2	vs. Southern (39)	n	L	47-56
D5	Florida State	h	L	78-87
D8	at Fordham	a	W	51-49
D18	at Georgia State	a	W	71-68
D27	vs. #10/#8 Georgia (40)	n	L	52-69
D30	#6/#9 Duke	h	L	60-76
J4	at Wake Forest	a	W	65-56
J6	at NC State	a	L	63-75
J10	Virginia	h	W	92-61
J14	Maryland	h	W	61-58
J17	at #17/#17 North Carolina	a	W	81-62
J20	at Florida State	a	W	73-56
J26	Clemson	h	W	83-78
J29	Charleston Southern	h	W	79-52
J31	at #5/#5 Duke	a	L	50-86
F3	Wake Forest	h	L	61-64
F7	NC State	h	W	69-57
F11	at Virginia	a	L	79-85
F14	at Maryland	a	L	70-81
F17	#20/#22 North Carolina	h	L	62-71
F21	at Clemson	a	L	65-68
F23	Morris Brown	h	W	111-40

M2	vs. Virginia (36)	n	L	58-60
M13	vs. Miami (37)	h	L	64-73

**2002-03 (20-11, 8-8 ACC/t-4th)****NCAA First Round***Captains: Nina Barlin, Megan Isom, Sonja Mallory*

DATE	OPPONENT	H/A	RESULT	SCORE
N15	Charlotte	h	W	67-57
N17	at #5/#5 Kansas St.	a	L	59-83
N26	Long Island	h	W	82-47
N29	ETSU (34)	h	W	85-35
N30	Miami (Ohio) (34)	h	W	78-62
D5	Mercer	h	W	96-50
D15	at UCF	a	W	62-58
D18	Georgia State	h	W	65-46
D21	Fordham	h	W	69-53
D27	vs. #24/#22 Georgia (40)	n	W	65-61
D30	St. John's (33)	h	W	61-53
D31	East Carolina (33)	h	W	88-75
J2	#11/#12 North Carolina	h	L	67-72
J5	at Maryland	a	L	63-71
J13	#1/#1 Duke	h	L	59-79
J16	at Virginia	a	L	63-74
J20	at Florida State	a	L	47-66
J23	Clemson	h	W	89-78 (ot)
J26	NC State	h	W	64-54
J31	at Wake Forest	a	W	74-70
F2	at #7/#6 North Carolina	a	L	64-76
F7	Maryland	h	W	59-51
F13	at #2/#2 Duke	a	L	43-82
F16	Virginia	h	L	54-56
F19	Florida State	h	W	86-56
F23	at Clemson	a	W	78-63
F27	at NC State	a	W	78-60
M3	Wake Forest	h	W	77-60
M8	vs. Florida State (36)	n	W	64-59
M9	vs. #2/#2 Duke (36)	n	L	52-76
M22	vs. Virginia Tech (41)	n	L	59-61

**MACHELLE JOSEPH****Head Coach:** 2003-pres.**Seasons:** 12**Record:** 232-149 (.609)**2003-04 (14-15, 5-11 ACC/8th)***Captains: Megan Isom, Jasmina Pacariz, Alex Stewart, Fallon Stokes*

DATE	OPPONENT	H/A	RESULT	SCORE
N21	at Florida Atlantic	a	W	73-62
N27	vs. James Madison (42)	n	W	60-53
N28	vs. West Virginia (42)	n	L	61-75
N29	vs. SW Missouri St. (42)	n	W	78-71
D2	Davidson	h	W	60-54
D6	at Georgia State	a	W	69-64
D14	Central Florida	h	W	70-48
D18	at Old Dominion	a	L	56-67
D21	at Princeton	a	W	67-66
D27	vs. #11/#12 Georgia (40)	n	L	62-78
D30	William & Mary (33)	h	W	67-57
D31	Florida A&M (33)	h	W	84-45
J2	Florida State	h	W	66-59
J8	#1/#2 Duke	h	L	45-77
J12	at Virginia	a	L	59-60
J15	at Maryland	a	L	87-91
J18	Clemson	h	L	61-75
J22	at #13/#11 North Carolina	a	L	56-63
J25	at Florida State	a	W	73-62
J29	Wake Forest	h	L	55-57
F1	at NC State	a	L	71-75
F7	at #2/#2 Duke	a	L	41-81
F12	Virginia	h	W	65-55
F15	Maryland	h	W	58-57
F19	at Clemson	a	L	47-59
F23	#11/#15 North Carolina	h	L	46-58
F26	NC State	h	W	76-61
F29	at Wake Forest	h	L	61-63
M5	vs. Wake Forest (36)	n	L	59-61

# YEAR BY YEAR RESULTS

## 2004-05 (13-14, 4-10 ACC/8th)

Captains: Megan Harping, Kasha Terry, Jessica Williams

DATE	OPPONENT	H/A	RESULT	SCORE
N19	Georgia State	h	W	72-30
N23	Old Dominion	h	W	71-64
N28	Princeton	h	W	60-50
D3	#6/#6 Georgia	h	W	55-49
D5	Grambling State	h	W	66-52
D12	at Tulsa	a	L	47-55
D17	at St. John's	a	L	65-69
D21	Samford	h	W	64-52
D30	Mississippi Valley State (33)	h	W	74-41
D31	Alcorn State (33)	h	W	62-43
J3	UAB	h	W	74-49
J6	at Florida State	a	W	59-58
J10	Virginia	h	L	38-61
J13	#15/#17 Maryland	h	L	65-72
J17	at #1/#1 Duke	a	L	59-82
J23	at Miami	a	W	62-46
J26	Clemson	h	W	53-48
J30	#12/#5 North Carolina	h	L	41-55
F3	at #20/#21 Maryland	a	L	67-84
F6	at Wake Forest	a	W	40-37
F10	#23/#24 NC State	h	L	59-83
F13	Arkansas (43)	n	L	59-71
F16	at Virginia Tech	a	L	48-73
F20	#3/#4 Duke	h	L	55-73
F24	at Clemson	a	L	49-58
F27	Florida State	h	L	49-51
M4	Miami (36)	n	L	58-60

## 2005-06 (14-15, 2-12 ACC/11th)

Captains: Megan Harping, Kasha Terry, Jessica Williams, Cheytoria Phillips

DATE	OPPONENT	H/A	RESULT	SCORE
N18	at UAB	a	W	68-55
N20	Arkansas-Pine Bluff	h	W	74-36
N23	College of Charleston	h	W	66-50
N27	Appalachian State	h	W	68-45
N30	at Georgia State	a	W	60-51
D4	at #17/#17 Georgia	a	L	66-72
D9	San Diego	h	W	56-51
D18	Tulsa	h	W	54-38
D20	Longwood	h	W	81-41
D22	Troy	h	W	69-43
D30	Alabama State(33)	h	W	76-46
D31	UMass (33)	h	W	57-43
J5	Miami	h	L	63-75
J8	at Clemson	a	L	63-72
J11	#2/#2 Duke	h	L	59-67
J15	vs. Kentucky (43)	n	L	62-66
J18	at #4/#3 North Carolina	a	L	56-85
J22	Wake Forest	h	W	66-61
J26	at #6/#6 Maryland	a	L	71-79
J29	Clemson	h	W	83-64
F2	Florida State	h	L	54-59
F5	#1/#1 North Carolina	h	L	56-75
F9	at #21/#22 Boston College	a	L	55-57
F12	at NC State	a	L	53-65
F19	Virginia Tech	h	L	54-70
F23	at Virginia	a	L	51-57
F26	at Miami	a	L	85-90 (20T)
M2	vs. Miami (36)	n	W	79-62
M3	vs. Maryland (36)	n	L	66-71

## 2006-07 (21-12, 9-5 ACC/6th)

### NCAA Second Round

Captains: Janie Mitchell, Chioma Nnamaka

DATE	OPPONENT	H/A	RESULT	SCORE
N10	Mercer	h	W	87-48
N14	at Appalachian State	a	W	79-53
N16	Georgia State	h	W	83-41
N20	at Temple	a	L	62-76
N24	at San Diego	a	L	59-62
D3	#8/#8 Georgia	h	L	69-79
D6	Kennesaw State	h	W	81-43
D10	Jacksonville	h	W	79-57
D18	at Northwestern	a	W	82-68
D20	at College of Charleston	a	W	82-50
D29	Alcorn State (33)	h	W	76-54
D30	Mississippi State (33)	h	L	56-62
J2	#2/#2 North Carolina	h	L	57-69

J4	Winston-Salem State	h	W	73-43
J7	at Clemson	a	W	63-57
D10	Jacksonville	h	W	79-57
D18	at Northwestern	a	W	82-68
D20	at College of Charleston	a	W	82-50
D29	Alcorn State (33)	h	W	76-54
D30	Mississippi State (33)	h	L	56-62
J2	#2/#2 North Carolina	h	L	57-69
J4	Winston-Salem State	h	W	73-43
J7	at Clemson	a	W	63-57
J10	at #3/#3 Duke	a	L	51-83
J15	Miami	h	W	52-37
J18	at North Carolina	a	L	31-78
J21	vs. #14/#11 Vanderbilt (43)n	n	L	55-72
J25	Boston College	a	W	60-49
J28	at Wake Forest	a	W	58-45
F1	#4/#4 Maryland	h	W	77-72
F5	at Virginia Tech	a	L	68-73
F9	at Florida State	a	L	52-63
F11	NC State	h	W	69-62
F15	at Miami	a	W	66-45
F19	Clemson	h	W	62-59
F22	Virginia	h	W	73-49
F25	Longwood	h	W	75-46
M1	vs. Miami (36)	n	W	66-52
M2	vs. #6/#5 Maryland (36)	n	L	59-75
M17	vs. DePaul (44)	n	W	55-54
M19	vs. Purdue (44)	n	L	63-76

## 2007-08 (22-10, 7-7 ACC/5th)

### NCAA First Round

Captains: Jill Ingram, Janie Mitchell, Chioma Nnamaka, Jacqua Williams

DATE	OPPONENT	H/A	RESULT	SCORE
N9	Davidson	h	W	69-50
N13	at Tulane	a	W	66-61
N18	Temple	h	W	59-49
N21	Northwestern	h	W	55-46
N28	at Iowa	a	W	76-57
D2	at #7/8 Georgia	a	L	64-71
D6	South Carolina Upstate	h	W	92-45
D9	Georgia Southern	h	W	78-50
D16	at Mississippi State	a	W	70-58
D18	at Mississippi Valley State	a	W	79-67
D22	at Georgia State	a	W	79-67
D29	Chicago State (33)	h	W	57-31
D30	Kennesaw St. (33)	h	W	83-68
J2	Jackson State	h	W	79-42
J5	at #4/4 North Carolina	a	L	78-99
J10	Wake Forest	h	W	57-47
J13	Miami	h	W	68-65
J17	at NC State	a	W	67-63
J20	at #4/4 Maryland	a	L	95-99 (20T)
J24	#10/10 Duke	h	L	47-73
J31	Clemson	h	W	77-59
F3	Florida State	h	W	83-73
F7	at Miami	a	L	52-54
F10	#3/3 North Carolina	h	L	61-75
F12	Savannah State	h	W	82-28
F18	at Boston College	a	L	53-62
F24	at Clemson	a	W	74-58
F29	Virginia Tech	h	W	76-43
M2	at Virginia	a	L	101-103 (20T)
M6	vs. Miami (36)	n	W	76-49
M7	vs. #25/25 Virginia (36)	n	L	43-52
M22	vs. Iowa State (45)	n	L	55-58

## 2008-09 (22-10, 8-6 ACC/5th)

### NCAA Second Round

Captains: Alex Montgomery, Jacqua Williams

DATE	OPPONENT	H/A	RESULT	SCORE
N14	Troy	h	W	73-49
N16	at #1/1 Connecticut	a	L	71-82
N19	Kennesaw State	h	W	77-49
N22	Mississippi Valley State	h	W	72-37
N26	Georgia State	h	W	74-56
N29	vs. #9/11 Texas (46)	n	L	68-76
N30	vs. Tennessee Tech (46)	n	W	68-56
D3	#21/24 Michigan State	h	W	70-57
D5	Georgia	h	W	57-42
D13	vs. Oregon (47)	n	W	74-59
D18	vs. Winthrop (48)	n	W	65-27
D20	vs. UT-Arlington (48)	n	W	63-56

D30	Florida A&M	h	W	77-42
J4	Tulane	h	W	69-52
J8	Boston College	h	L	64-65 (OT)
J12	at Miami	a	W	68-50
J18	at Florida State	a	L	49-59
J22	#2/3 North Carolina	h	W	66-62
J25	at #4/8 Duke	a	L	34-60
J29	Miami	h	W	68-42
F1	Clemson	h	W	49-41
F3	at Wake Forest	a	L	60-68
F8	NC State	h	W	67-54
F11	at Savannah State	a	W	89-34
F15	at #8/7 North Carolina	a	L	50-73
F19	Maryland	h	L	79-87
F22	at Clemson	a	W	89-54
F26	at Virginia Tech	a	W	73-68 (OT)
M1	#22/19 Virginia	h	W	74-66
M5	vs. Clemson (36)	n	L	69-81
M22	at Iowa (49)	a	W	76-62
M24	vs. #4/4 Oklahoma (49)	n	L	50-69

## 2009-10 (23-10, 8-6 ACC/4th)

### NCAA First Round

Captains: Brigitte Ardossi, Deja Foster, Alex Montgomery

DATE	OPPONENT	H/A	RESULT	SCORE
N13	Winthrop	h	W	63-30
N15	at Oklahoma State	a	L	64-70
N21	Florida Gulf Coast	h	W	58-48
N27	vs. Seton Hall (50)	n	W	57-51
N28	at Long Island (50)	a	W	73-56
D2	at Penn State	a	W	64-60
D6	at #13/16 Georgia	a	L	50-56
D13	Mississippi Valley State	h	W	89-41
D16	Oregon	h	W	87-69
D18	at Kennesaw State	a	W	94-48
D20	Arizona	h	W	70-48
D22	at Georgia State	a	W	62-50
D28	vs. Hampton (51)	n	W	63-54
D29	at Florida International	a	W	68-57
J2	Army	h	W	76-47
J6	at #7/7 North Carolina	a	L	78-89
J11	Clemson	h	W	72-58
J14	Wake Forest	h	W	72-66
J17	at Boston College	a	L	51-77
J21	Savannah State	h	W	80-51
J24	at #25/22 Virginia	a	L	55-57
J27	Miami	h	W	80-73 (OT)
J31	Virginia Tech	h	W	61-47
F5	at Maryland	a	W	61-60
F8	at Clemson	a	W	68-53
F15	#10/10 Florida State	h	L	59-69
F19	#8/7 Duke	h	L	50-64
F21	at Miami	a	W	77-73
F26	North Carolina	h	W	64-57
J28	at Nc State	a	L	46-54
M5	vs. Wake Forest (36)	n	W	52-45
M6	vs. #9/8 Duke (36)	n	L	55-67
M21	vs. Arkansas Little Rock (52)n	n	L	53-63

## 2010-11 (24-11, 9-5 ACC/t-4th)

### NCAA Second Round

Captains: Deja Foster, Alex Montgomery, Metra Walthour

DATE	OPPONENT	H/A	RESULT	SCORE
N12	Georgia State	h	W	66-56
N14	at Old Dominion	a	L	63-65
N17	Kennesaw State	h	W	79-60
N19	Prairie View A&M	h	W	61-37
N21	#1/1 Connecticut	h	L	51-71
N25	vs. #12/12 Georgetown (42) n	n	L	58-67
N26	vs. #4/4 Tennessee (42)	n	L	42-66
N27	vs. Missouri (42)	n	W	61-46
D1	Northwestern	h	W	67-63
D3	Middle Tennessee State	h	W	68-48
D5	#21/22 Georgia	h	W	69-53
D21	at Portland State	a	W	69-53
D23	at Washington	a	W	60-27
D28	Mercer	h	W	101-44
D30	Tennessee State	h	W	82-11
J2	Jacksonville State	h	W	81-52
J6	#8/8 North Carolina	h	W	71-70
J9	at Clemson	a	W	64-53
J13	Virginia	h	W	68-48
J17	at Wake Forest	a	W	54-46



# YEAR BY YEAR RESULTS

J21	at #3/3 Duke	a	L	32-69
J23	Boston College	h	W	67-54
J27	at Virginia Tech	a	W	78-57
J30	at #16/22 Miami	a	L	74-84 (OT)
F3	#12/10 Maryland	h	L	53-56
F11	at #19/15 Florida State	a	L	60-73
F13	NC State	h	W	74-65
F17	Clemson	h	W	72-46
F24	at #13/16 North Carolina	a	W	64-57
F27	#12/14 Miami	h	L	59-70
M3	vs. Virginia Tech (36)	n	W	81-58
M4	vs. #13/15 Maryland (36)	n	W	70-64
M5	vs. #8/7 Duke (36)	n	L	66-74
M19	vs. Bowling Green (53)	n	W	69-58
M21	vs. #18/24 Ohio State (53)	a	L	60-67

## 2011-12 (26-9, 12-4 ACC/t-3rd)

### NCAA Sweet 16

Captains: LaQuanisha Adams, Mo Bennett, Sasha Goodlett, Chelsea Regins, Metra Walhour

Home games played at the Arena at Gwinnett Center, finale vs. Clemson played at Morehouse College

DATE	OPPONENT	H/A	RESULT	SCORE
N11	Alabama State	h	W	97-37
N13	Old Dominion	h	W	87-56
N19	at Marquette	a	W	74-63
N22	Kennesaw State	h	W	94-51
N25	vs. #13/13 Rutgers (54)	n	L	40-59
N26	vs. RV/18 Green Bay (54)	n	L	62-67 (OT)
N30	Nebraska	h	W	73-57
D4	at #15/14 Georgia	a	L	68-75
D11	at Middle Tennessee State	a	W	58-47
D16	at Georgia State	a	W	85-50
D19	vs. SIU-Edwardsville (48)	n	W	80-38
D21	vs. Central Arkansas (48)	n	W	67-61
D29	North Carolina A&T	h	W	74-57
J2	at NC State	a	W	76-66
J6	at #5/5 Maryland	a	L	74-77
J9	#13/13 Miami	h	L	65-77
J12	Wake Forest	h	W	71-67
J15	at Boston College	a	W	68-58
J18	#5/5 Duke	h	L	62-79
J22	at Florida State	a	W	79-55
J25	Virginia	h	W	63-53
J29	at Clemson	a	W	63-54
F2	NC State	h	W	75-68 (OT)
F6	#8/10 Maryland	h	L	56-64
F12	at #23 North Carolina	a	W	56-54
F16	at Wake Forest	a	W	67-52
F19	Boston College	h	W	85-48
F23	at Virginia Tech	a	W	76-66
F26	Clemson	h	W	62-50
M3	vs. North Carolina (36)	n	W	54-53
M4	vs. NC State (36)	n	W	87-61
M5	vs. #6/5 Maryland (36)	n	L	65-68
M18	vs. Sacred Heart (55)	n	W	76-50
M20	vs. #17/16 Georgetown (55)	n	W	76-64
M24	vs. #1/1 Baylor (45)	n	L	68-83

## 2012-13 (14-16, 7-11 ACC/t-7th)

First season at McCamish Pavilion

DATE	OPPONENT	H/A	RESULT	SCORE
N11	#20/16 Tennessee	h	L	71-54
N13	Kennesaw State	h	W	80-51
N18	Marquette	h	W	76-72
N23	vs. Syracuse (54)	n	L	75-72 (OT)
N24	vs. UW-Milwaukee (54)	n	W	66-57
N28	at #14/13 Purdue	a	L	85-73
D2	#8/9 Georgia	h	L	60-50
D6	at #4/4 Duke*	a	L	85-52
D16	Alcorn State	h	W	76-49
D21	Washington	h	W	52-44
D29	vs. Quinnipiac (51)	n	W	74-57
D30	at FIU (51)	a	W	65-63
J3	#19/21 Florida State*	h	L	85-78
J6	at Clemson*	a	W	81-59
J10	Virginia*	h	L	62-51
J13	at #11/20 North Carolina*	a	L	79-58
J17	at Miami*	a	L	71-65
J20	#10/10 Maryland*	h	L	66-57
J25	at #22/21 Florida State*	a	L	76-71
J27	NC State*	h	L	78-66
J31	Wake Forest*	h	W	89-82 (OT)

F3	at Virginia*	a	W	65-62
F8	Virginia Tech*	h	L	63-61
F10	#16/18 North Carolina*	h	L	60-58
F17	at NC State*	a	W	79-70
F21	at Wake Forest*	a	W	82-64
F24	Miami*	h	W	68-64
F28	Clemson*	h	W	74-48
M3	at Boston College*	a	L	74-68
M7	vs. Wake Forest (36)	n	L	86-67

## 2013-14 (20-12, 9-7 ACC/7th)

### NCAA First Round

Captains: Shayla Bivins, Kaela Davis, Aaliyah Whiteside

DATE	OPPONENT	H/A	RESULT	SCORE
N8	Coppin State	h	W	79-57
N10	Western Carolina	h	W	87-47
N17	at #4/3 Tennessee	a	L	87-76
N24	at #23/21 Georgia	a	L	63-56
N29	vs. Southern Utah (56)	n	W	85-60
N30	vs. McNeese State (56)	n	W	69-60
D4	Illinois	h	W	93-69
D7	Alabama A&M	h	W	93-56
D17	Portland State	h	W	104-54
D20	RV/RV UTEP (57)	n	W	102-77
D21	#13/16 Oklahoma St. (57)	n	L	68-60
D29	Alabama State	h	W	99-58
D30	Hampton University	h	W	89-70
J5	#4/4 Duke*	h	L	64-47
J8	at Clemson*	a	W	89-68
J12	at RV/RV Syracuse*	a	L	76-70
J16	Wake Forest*	h	W	79-63
J19	at #6/6 Maryland*	a	L	92-81
J23	at Virginia Tech*	a	W	73-52
J26	#23/24 NC State*	h	L	80-73
J30	Clemson*	h	L	80-79 (OT)
F3	at Pittsburgh*	a	W	77-66
F6	#13/11 North Carolina*	h	W	94-91
F9	at Miami*	a	W	89-87
F14	Virginia*	h	W	95-76
F17	at #2/2 Notre Dame*	a	L	87-72
F23	#8/9 Maryland*	h	L	79-62
F27	at Florida State*	a	W	86-78
M2	Boston College*	h	W	84-74
M6	vs. Virginia (36)	n	W	77-76
M7	vs. #10/10 Duke (36)	n	L	82-52
M23	at LSU (58)	a	L	98-78

## 2014-15 (19-15, 7-9 ACC/t-9th)

### WNIT Second Round

Captains: Kaela Davis, Roddreka Rogers, Sydney Wallace, Aaliyah Whiteside

DATE	OPPONENT	H/A	RESULT	SCORE
N14	at Loyola Chicago	a	W	102-44
N16	Morgan State	h	W	92-57
N19	Kennesaw State	h	W	105-76
N23	#24/rv Georgia	h	L	57-64
N25	Grambling State	h	W	97-64
N28	rv/rv Green Bay (59)	n	L	50-71
N29	Villanova (59)	n	W	71-63
N30	rv/- Minnesota (59)	n	L	69-72
D4	at #16/16 Michigan State	a	L	73-79 (ot)
D14	Central Arkansas	h	W	88-50
D17	Alabama State	h	W	77-53
D20	St. Francis Brooklyn	a	W	65-59
D29	Lipscomb	h	W	71-53
D30	Louisiana Tech	h	W	96-81
J2	#7/6 Louisville*	a	L	48-75
J4	Clemson*	h	W	74-66
J8	at Boston College*	a	W	80-77
J11	at #8/6 North Carolina*	a	L	81-96
J18	Pittsburgh*	h	L	72-75 (ot)
J22	at #6/5 Notre Dame*	a	L	76-89
J25	at Virginia*	a	W	68-62
J30	#9/9 Florida State*	h	L	62-82
F1	Virginia Tech*	h	W	79-71
F8	#25/25 Syracuse*	h	L	60-65
F12	NC State*	h	L	64-65
F15	at Miami*	a	L	59-64
F19	#4/4 Notre Dame*	h	L	61-71
F22	at Clemson*	a	W	71-59
F26	#16/17 Duke*	h	W	71-62
F28	at Wake Forest	a	W	67-60

M4	vs. Clemson (36)	n	W	80-53
M5	vs. #16/12 North Carolina	n	L	64-84
M19	Elon	h	W	69-47
M22	at Ole Miss	a	L	48-63

## 2015-16 (20-13, 8-8 ACC/t-7th)

### WNIT Second Round

DATE	OPPONENT	H/A	RESULT	SCORE
N2	West Georgia (Exh)	H	W	77-35
N13	Loyola Chicago	H	W	84-77
N15	St. Francis Brooklyn	H	W	89-51
N18	Southeastern Louisiana	H	W	102-49
N22	at Georgia	A	L	78-66
N24	Alabama State	H	W	80-54
N26	vs. Northern Iowa (60)	N	L	61-58
N27	vs. High Point (60)	N	W	81-61
D2	at Indiana	A	L	69-60
D5	USC Upstate	H	W	87-46
D13	Samford	H	W	66-55
D15	Prarie View A&M	H	W	96-48
D18	Alabama	H	W	70-58
D20	at IUPUI	A	W	60-50
D30	at #3/3 Notre Dame*	A	L	85-76
J3	Louisville*	H	L	78-65
J7	at NC State*	A	L	65-57
J10	at #19/15 Florida State*	A	L	75-69
J14	North Carolina*	H	W	80-73
J17	Virginia*	H	L	78-67
J24	at Clemson*	A	W	76-63
J28	#3/3 Notre Dame*	H	L	54-42
J31	Boston College*	H	W	62-56
F4	at Virginia Tech*	A	W	51-34
F7	at #23 Syracuse*	A	L	71-52
F11	#19/17 Miami*	H	L	58-55
F14	Clemson*	H	W	77-48
F21	at Duke*	A	W	64-59
F25	at Pittsburgh*	A	W	66-60
F28	Wake Forest*	H	W	66-51
M3	vs. Wake Forest (36)	N	W	67-65
M4	vs. #7/6 Louisville (36)	N	L	60-50
M17	vs. Mercer (61)	H	W	73-56
M21	vs. Tulane (61)	H	L	64-61

## 2016-17 (22-15, 5-11 ACC/10th)

### WNIT Runners-Up

DATE	OPPONENT	H/A	RESULT	SCORE
N11	Samford	H	W	62-57
N13	Alabama State	H	W	70-48
N16	at Kennesaw State	A	W	86-49
N20	Georgia	H	W	52-45
N25	vs. Dayton (62)	N	W	81-68
N26	vs. Mizou (62)	N	W	72-70
D1	Michigan	H	L	52-92
D3	Georgia State	H	W	73-42
D7	Mercer	H	W	70-50
D11	Appalachian State	H	W	81-52
D17	at Alabama	A	L	65-67
D22	at Middle Tennessee	A	W	61-60
D29	Princeton	H	W	67-51
J2	#7/2 Notre Dame*	H	L	38-55
J5	#13/15 Duke*	H	L	68-75
J12	at Boston College*	A	W	71-67
J15	#24 Syracuse*	H	W	75-66
J18	at #9/8 Louisville*	A	L	51-91
J22	at Wake Forest*	A	L	65-70 (ot)
J26	#6 Florida State*	H	L	63-67
J29	at Clemson*	A	L	61-62
F2	at Virginia*	A	L	64-65 (ot)
F5	Virginia Tech*	H	W	87-81
F9	#17 NC State*	H	L	67-75 (ot)
F12	at #7 Notre Dame*	A	L	69-90
F16	at North Carolina*	A	L	88-89
F19	Pittsburgh*	H	W	71-57
F23	Clemson*	H	W	72-58
F26	at #17 Miami*	A	L	70-75
M1	vs. Boston College (63)	N	W	71-67
M2	vs. #16 Miami (63)	N	L	71-87
M16	Jacksonville (61)	H	W	71-55
M19	UCF (61)	H	W	63-51
M23	Middle Tennessee (61)	H	W	70-57
M26	Alabama (61)	H	W	76-66
M29	Washington State (61)	H	W	69-61

A1 at Michigan (64) N L 79-89 (ot3)


**Neutral Sites Key**

1. GAI/AAW State Tournament
2. Virginia Tipoff Tournament, Charlottesville, Va.
3. ACC Tournament, College Park, Md.
4. ACC Tournament, Clemson, S.C.
5. ACC Tournament, Raleigh, N.C.
6. Miller High Life Classic, Lawrenceville, N.J.
7. Northern Lights Invitational, Anchorage, Alaska
8. ACC Tournament, Chapel Hill, N.C.
9. Days Inn Classic, Atlanta, Ga.
10. South Florida Invitational, Tampa, Fla.
11. ACC Tournament, Fayetteville, N.C.
12. Wagner Christmas Invitational, New York, N.Y.
13. Radisson Classic, Atlanta, Ga.
14. Lady Blazer Invitational, Birmingham, Ala.
15. Pepperdine Invitational, Malibu, Calif.
16. Fordham Lady Ram Classic, New York, N.Y.
17. Tallahassee Hilton Classic, Tallahassee, Fla.
18. Augusta Basketball Classic, Augusta, Maine
19. Pickett Suite Classic, Atlanta, Ga.
20. Comfort Inn Downtown Classic, Atlanta, Ga.
21. Dial Soap Classic, Minneapolis, Minn.
22. Penn Red & Blue Classic, Philadelphia, Pa.
23. Lady Paladin/Ramada Inn Invitational, Greenville, S.C.
24. Pepsi/Church's Holiday Classic, Miami, Fla.
25. ACC Tournament, Rock Hill, S.C.
26. National Women's Invitational Tournament, Amarillo, Tex.
27. Texaco/Hawk Classic, Philadelphia, Pa.
28. NCAA Tournament Mid-East Regional
29. Sheraton Big Apple Classic, Manhattan, N.Y.
30. ISES Southern Invitational, Atlanta, Ga.
31. Hyatt Regency Holiday Tournament, Atlanta, Ga.
32. ACC Tournament, Charlotte, N.C.
33. GT/Atlanta Marriott NW Holiday Invit., Atlanta, Ga.
34. GT/Atlanta Marriott Northwest Classic, Atlanta, Ga.
35. Cobb Civic Center, Marietta, Ga.
36. ACC Tournament, Greensboro, N.C.
37. National Women's Invitational Tournament
38. Omni, Atlanta, Ga.
39. ECU Tournament, Greenville, N.C.
40. Philips Arena, Atlanta, Ga.
41. NCAA First Round, West Lafayette, Ind.
42. Paradise Jam, St. Thomas, US Virgin Islands
43. Gwinnett Center, Duluth, Ga.
44. Williams Arena, Minneapolis, Minn.
45. Wells Fargo Arena, Des Moines, Iowa
46. FAU Thanksgiving Classic, Boca Raton, Fla.
47. Pape Jam, Rose Garden Arena, Portland, Ore.
48. Bahamas Sunsplash Shootout, Nassau, Bahamas
49. Carver-Hawkeye Arena, Iowa City, Iowa
50. LIU Turkey Classic, Brooklyn, N.Y.
51. FIU Sun & Fun Classic, Miami, Fla.
52. Lloyd Nobe Center, Norman, Okla.
53. St. John Arena, Columbus, Ohio
54. San Juan Shootout, San Juan, Puerto Rico
55. Carmichael Arena, Chapel Hill, N.C.
56. LIU Turkey Classic, Brooklyn, N.Y.
57. Puerto Rico Classic, San Juan, Puerto Rico
58. Maravich Arena, Baton Rouge, La. - NCAA First Round
59. Gulf Coast Showcase, Naples, Fla.
60. Cancun Challenge, Cancun, Mexico
61. WNIT, Atlanta, Ga.
62. Junkanoo Jam, Bimini, Bahamas
63. ACC Tournament, Conway, S.C.
64. WNIT, Detroit, Mich.

**Georgia Tech Records-at-a-Glance**

Overall	649-604 (.518)
vs. ACC	200-355 (.360)
in ACC Tournament	17-38 (.309)
in Home games	344-206 (.625)
in Away games	162-266 (.379)
in Neutral games	74-74 (.500)
in WNIT/NWIT (Six Appearances)	12-6
in NCAA (Nine Appearances)	5-9
vs. Ranked Opponents	37-266
vs. Top-10 Opponents	10-132

## ALL-TIME LETTERWINNERS AND COACHES



## A

Adams, LaQuananisha	2009-12*
Alligood, Donna	1981-82*
Ancora, Giuliett	2005-06*
Andrews, Lillian	2016
Ardossi, Brigitte	2007-10*
Avant, Val	1988*
Aves, Lindsey	1999-00*
Avram, Simina	2014-17*

## B

Baldwin, Selena	1990-93*
Bärlin, Nina	2000-03*
Bennett, Mo	2009-12*
Bivins, Shayla	2010-14
Blackmon, Tiffany	2007-10*
Blain, Jasmine	2010-13
Boatner, Tamika	2000-02*
Brandt, Kate	1981-84*
Blalock, Tina	1981-83*
Bootz, Dolores	1985-88*
<b>Brown, Breanna</b>	<b>2017-</b>
Buchannon, Stacey	1994-95*
Buie, Angel	2007
Butler, Niesha	1999-2002*

## C

Caldwell, Devony	1990-93*
Carter, Michele	1984*
Chandler, Jan	1977*
Chaney, Valerie	1998*
Chavis, Alesia	1979*
Cochran, Cindy	1982-85*
Coil, Susie	2002
Collier, Joya	1996*
Cook, Zutorya	2016-17
Corbitt, Leslie	1975
Crawford, Kim	1983-86*
Cryor, Ciani	2015-16*
<b>Cubaj, Lorela</b>	<b>2017-</b>
<b>Cummings, Taja</b>	<b>2017-</b>

## D

Davis, Bronda	1990-91*
Davis, Carmen	1990-91-92*
Davis, Emily	1985-86*
Davis, Kaela	2014-15*
Delp, Mary Denise	1982*
<b>Diouf, Anne Francoise</b>	<b>2016-*</b>
Donehew, Danielle	1997-2000*
Dortch, Kathy	1993-97*
Duggins, Anna Maria	1993-94*

## E

Ebert, Ashley	1999-2002*
Echols, Allison	1989-92*
<b>Edeferioka, Elo</b>	<b>2015-*</b>
Ehle, Tory	1984-87*
Ellison, Kymberly	2013-14*

## F

Fails, Candi	1999*
Farmer, Jackie	1987*
Finney, Christie	1992-95*
Fischer, Angie	1990-93*
Fisher, Sara	1988*
<b>Fletcher, Kierra</b>	<b>2017-</b>
Fogdemark, Frida	2011-14*
Follrod, Debbie	1975
Ford, Kisha	1994-97*
<b>Fortune, Martine</b>	<b>2015-*</b>
Foster, Becky	1989*
Foster, Deja	2008-11*
Fountain, Donnaizha	2014
Frick, Marguerite	1975-76
Foy, Betsy	1998*
Fulton, Tammy	1979*

## G

Gabbard, Becky	1976
Gari, Irene	2015-16*
Garner, Erin	2015-16*
Gaspar, Sarah	1994-97*
Gernatt, Theresa	1988-91*
Giamburro, Mary	1980-82*
Gilreath, Jane	1981*
Gilstrap, Stacy	1977*
Gortnar, Tjasa	2012*
Goodlett, Sasha	2009-12*
Graves, Diane	1981*
Guerrant, Ashley	2003-05*
<b>Guimaraes, Chelsea</b>	<b>2015-17*</b>

## H

Hamilton-Carter, Danielle	2010-13*
Harpring, Megan	2003-06*
Harrison, Nicole	1992*
Hartwell, Sarah	2012*
Heitmann, Deni	1975-76
Hemingway, Iasia	2008-09*
Hendershott, Jennifer	1978-81*
Higgs, Stephanie	2004-07*
Holston, Gabrielle	2014
Horton, Amy	2008
Howard, Aisha	1998*
Howard, Dejouria	2015-16*

## I

Ingram, Jill	2005-08*
Isom, Megan	2002-04*

## J

Jacobs, DeWayna	1989*
Jackson, Brittany	2013*
James, Janice	1984-85*
<b>Jefferson, Daijah</b>	<b>2017-</b>
Jicka, Mary Lou	1981-84*
Johnson, April	2003-04*
Jones, Angela	1985*
Jones, Harriett	1977*
Jones, De'Ashia	2015*
Josiah, Nia	2006-07

## K

Kauffman, Joannah	1995-98*
Kauffman, Lara	1989-93*
Keener, Demieta	1992-95*
Kruppa, Jaime	1998-01*

## L

Lamprey, Ruth	1986-87*
Langston, Lynn	1993*
Laudenslager, Rochelle	1980-83*
Leachman, Jennifer	1983-85*
Lineberger, Debbie	1979-80*
Lingenfelder, Amy	2000*
Longo, Jane	1977-78*
Lopez, Teresa	1979-81*
Lounsbury, Karen	1989-92*
Lovett, Lisa	1977-80*

## M

Mainland, Marlene	1985-88*
Mallory, Sonja	2000-03*
Malone, Anita	1982-84, 1986*
Marshall, Tyaunna	2011-14*
Marrell, Penny	1976
Martin, Tiffany	1994-97*
Martinez, Milli	1999-2002*
Matlock, Shea	1996-98*
Maye, Dawnn	2011-14*
McKenzie, Paula	1975
McCallum, Candice	1998-2000*
McClure, Terri	1975-77*
McDonald, Breana	2013
Miller, Julie	1975
Miller, Mandy	1987-88*
Mitchell, Daphne	2005-08*
Mitchell, Janie	2005-08*
Monroe, Maya	2002-04*
Montgomery, Alex	2008-11*

Moon, Hea Ju	1987-88*
Morelock, Janice	1977*
Morris, Wendy	1979*
Moss, Shantrell	2005*
Munnion, Carla	1995-98*
Muir, Kelly	1997-99*

## N

Neal, Ida	1986-89*
Ngoie-Hasahya, Sandra	2011*
Nnamaka, Chioma	2005-08*
Novotny, Shelli	1996-98*

## O

O'Dell, Margaret	1975
<b>O'Neil, Zaire</b>	<b>2015-*</b>

## P

Pacariz, Jasmina	2001-04*
<b>Pan, Francesca</b>	<b>2016-*</b>
Pardoe, Janine	1976
<b>Peresson, Antonia</b>	<b>2014-*</b>
Phillips, April	2006*
Phillips, Cheytoria	2003-06*
Pierce, Joyce	1991-93*
Portwood, Tina	1977*
Posey, Jamie	1978-81*
Potter, Tara	1989-90*
<b>Pugh, Kaylan</b>	<b>2016-*</b>

## Q

Quarterman, Valeria	1998*
---------------------	-------

## R

Rainwater, Karen	1978-81*
Ray, Ellen	1975
Reinhardt, Robin	1975-78*
Regins, Chelsea	2009-12*
Rodd, Tonia	1986-89*
Rogers, Roddreka	2013-16*
Rucker, Mary	1980-82, 1984*
Ryan, Melinda	1978-80*

## S

Samborsky, Sukie	1978*
Sampson, Kristy	1977*
Sauer, Lauren	2005-06*
<b>Scott, Chanin</b>	<b>2016-*</b>
Seeger, Kathy	1978-79*
Shanklin, Kathy	1978*
Siebenmorgan, Vicki	1977-79*
Smith, Carol	1980*
Smith, Dawn	1994-95-97*
Stewart, Alex	2000-04*



## ALL-TIME LETTERWINNERS AND COACHES



Stokes, Fallon 2001-04\*  
Sweeney, Cha'Ron 2016-17

## T

Tate, Bonnie 1977-79\*  
Tate, Regina 1998-02\*  
Taylor, Nariah 2013-15\*  
Taylor, Sharena 2010-13\*  
Taylor, Tabasha 2002  
Terry, Kasha 2003-06\*  
Thigpen, Carolyn 1975  
**Tilford, Imani 2014-\***  
Trice, Simone 2008-09\*  
Turner, Tabitha 2006-09\*

## V

Vuckovic, Katarina 2013-17\*

## W

Wagner, Sheila 1987-90\*  
Walker, Marielle 1985-88\*  
Walker, Nefertiti 2002\*  
Wallace, Sydney 2012-15\*  
Walthour, Metra 2009-12\*  
Weinert, Kirsten 1983-86\*  
Weiss, Aimee 1990-93\*  
Wells, Kim 1985-87\*  
White, Heather 1989-91\*  
Whiteside, Aaliyah 2013-16\*  
Wilkinson, Renee 1993-96\*  
Williams, Jacqua 2006-09\*  
Williams, Jessica 2003-06\*  
Williams, Kenya 1996-99\*  
Wilson, Kentrina 2004-07\*  
Wilson, Yvonne 1993-94\*  
Winn, Mallorie 2003-04\*  
Woodhull, LeeAnn 1980-83\*  
Woolcock, Shaday 2008-09\*

## HEAD COACHES

Agnus Berenato 1988-2003  
James P. Culpepper, Jr. 1974-80  
Benny Dees 1980-81  
MaChelle Joseph 2004-Present  
Bernadette McGlade 1981-88

## ASSISTANT COACHES

(since 1981)  
Agnus Berenato 1986-88  
Octavia Blue 2010-11  
Shelia Collins 1989-94  
Candy Cage 1997-01  
Kisha Ford 2002  
Deja Foster 2013-



Kim Gosnell 1993-95  
Russell Harrell 1988-89  
Gene Hill 2009-11  
Monique Holland 1997-01  
Mary Ann Ingram 1982-84  
Sadiaa Jones 2006  
MaChelle Joseph 2002-03  
Lara Kauffman 1994-96  
Brenda Mock Kirkpatrick 2003-04  
Seth Kushkin 2006-07  
Jim Lewis 2011  
Mack McCarthy 2005  
Stephanie McCormick 2004  
Sytia Messer 2005-09; 2012-13  
Faye Young Miller 1988-93  
Mark Miller 1998-01  
Janie Mitchell 2012  
Teri Moren 2008-10  
Joyce Patterson 1984-85  
Jonneshia Pineda 2017-  
Art Prevost 2004-05  
Sam Purcell 2011-13  
Debbie Richardson 1981-86; 1994-98  
Mark Simons 2007-08  
Lisa Stockton 1990-94  
Karen Turner 1985-88  
Michael Wholey 2013-  
Jeffrey Williams 2002-03  
M.L. Willis 2013-17

## GRADUATE ASSISTANTS

LaQuanarisha Adams 2012-14  
Mary Denkler 1984-85  
Danielle Donehew 2000-01  
Ashley Ebert 2003-04  
Julie Ehlers 1991-92  
Ann Lashley 1989-90  
April Phillips 2014-  
Jamie Posey 1981-84  
Metra Walthour 2013-

\*Denotes Letterwinner  
**Bold denotes Active**

## ALL-TIME SERIES HISTORY

Team	W	L	First Meeting	Last Meeting	Team	W	L	First Meeting	Last Meeting
Alabama	2	4	1982-83	2016-17	<b>Georgia</b>	<b>5</b>	<b>34</b>	<b>1974-75</b>	<b>2016-17</b>
Alabama A&M	1	0	2013-14	2013-14	Georgia Baptist	5	1	1974-75	1977-78
Alabama State	6	0	2005-06	2016-17	Georgia College	3	1	1977-78	1978-79
Alaska-Anchorage	0	1	1994-95	1994-95	Georgia Southern	4	7	1979-80	2007-08
Albany State	1	5	1975-76	1980-81	Georgia Southwestern	4	0	1978-79	1982-83
Alcorn State	4	0	1991-92	2012-13	<b>Georgia State</b>	<b>25</b>	<b>11</b>	<b>1975-76</b>	<b>2016-17</b>
American	0	2	1997-98	1998-99	Gordon	2	0	1974-75	1974-75
<b>Appalachian State</b>	<b>7</b>	<b>1</b>	<b>1988-89</b>	<b>2016-17</b>	Grambling State	2	0	2004-05	2014-15
Arizona	2	0	1984-85	2009-10	Hampton	2	0	2009-10	2013-14
Arkansas	0	2	1999-00	2004-05	Hawaii	1	0	1991-92	1991-92
Arkansas Little Rock	0	1	2009-10	2009-10	High Point	1	0	2015-16	2015-16
Arkansas Pine Bluff	1	0	2005-06	2005-06	Hofstra	3	0	1992-93	2000-01
Arkansas State	1	0	2001-02	2001-02	Howard	1	0	1988-89	1988-89
Armstrong State	4	1	1976-77	1978-79	Illinois	2	0	1995-96	2013-14
Army	3	0	1991-92	2009-10	Indiana	0	1	2015-16	2015-16
Atlanta Christian	4	0	1975-76	1975-76	Iona	1	0	1987-88	1987-88
Auburn	0	3	1975-76	1997-98	Iowa	2	0	2007-08	2008-09
Auburn-Montgomery	4	0	1986-87	1989-90	Iowa State	0	1	2007-08	2007-08
Augusta College	1	8	1974-75	1978-79	IUPUI	1	0	2015-16	2015-16
Baylor	0	1	2011-12	2011-12	James Madison	1	0	2003-04	2003-04
Belmont	1	0	1997-98	1997-98	Jackson State	1	0	2007-08	2007-08
Berry	0	5	1974-75	1981-82	Jacksonville	2	0	2006-07	2016-17
Boise State	1	0	1989-90	1989-90	Jacksonville State	1	0	2010-11	2010-11
<b>Boston College</b>	<b>11</b>	<b>5</b>	<b>1991-92</b>	<b>2016-17</b>	Kansas State	0	2	2001-02	2002-03
Bowling Green	1	0	2010-11	2010-11	<b>Kennesaw State</b>	<b>10</b>	<b>0</b>	<b>1982-83</b>	<b>2016-17</b>
Bryan	4	0	1976-77	1977-78	Kentucky	0	1	2005-06	2005-06
Butler	0	1	1994-95	1994-95	Lafayette	3	0	1989-90	1998-99
Cal Santa Barbara	1	0	1986-87	1986-87	Lipscomb	1	0	2014-15	2014-15
Campbell	0	1	1990-91	1990-91	Long Island	3	0	2001-02	2009-10
<b>Charleston Southern</b>	<b>4</b>	<b>0</b>	<b>1997-98</b>	<b>2001-02</b>	Longwood	2	0	2005-06	2006-07
Charlotte	1	0	2002-03	2002-03	LSU	0	1	2013-14	2013-14
Chattanooga	14	2	1985-86	1999-00	Louisiana Tech	1	0	2014-15	2014-15
Chicago State	1	0	2007-08	2007-08	<b>Louisville</b>	<b>0</b>	<b>4</b>	<b>2014-15</b>	<b>2016-17</b>
Central Arkansas	2	0	2011-12	2014-15	Loyola Chicago	2	0	2014-15	2015-16
<b>Clemson</b>	<b>35</b>	<b>44</b>	<b>1979-80</b>	<b>2016-17</b>	Loyola Marymount	1	0	1989-90	1989-90
Coastal Carolina	1	0	1987-88	1987-88	Maine	1	0	1988-89	1988-89
College of Charleston	2	0	2005-06	2006-07	Manhattan	2	0	1995-96	1996-97
Colorado	1	0	1984-85	1984-85	Marist	2	0	1987-88	1991-92
Columbia	1	0	1985-86	1985-86	Marquette	2	0	2011-12	2012-13
Connecticut	0	2	2008-09	2010-11	Mars Hill	0	1	1978-79	1978-79
Converse	3	0	1977-78	1984-85	Marshall	1	0	1985-86	1985-86
Coppin State	2	0	1991-92	2013-14	Maryland	18	49	1979-80	2013-14
Cornell	2	0	1994-95	2000-01	Maryland-Eastern Shore	1	0	1995-96	1995-96
Covenant	8	0	1976-77	1982-83	Maryville	2	0	1976-77	1977-78
Dartmouth	1	0	2000-01	2000-01	Massachusetts	1	0	2005-06	2005-06
Dayton	1	0	2016-17	2016-17	McNeese State	1	0	2013-14	2013-14
Davidson	3	1	1997-98	2007-08	Mercer	16	6	1979-80	2016-17
DeKalb Central	0	2	1974-75	1974-75	<b>Miami (Fla.)</b>	<b>13</b>	<b>15</b>	<b>1980-81</b>	<b>2016-17</b>
DeKalb South	2	0	1974-75	1974-75	Miami (Ohio)	1	0	2002-03	2002-03
DePaul	1	0	2006-07	2006-07	Michigan	0	2	2016-17	2016-17
Drake	0	1	1982-83	1982-83	Michigan State	1	1	2008-09	2014-15
Drexel	1	0	1996-97	1996-97	<b>Middle Tennessee State</b>	<b>4</b>	<b>0</b>	<b>2010-11</b>	<b>2016-17</b>
<b>Duke</b>	<b>9</b>	<b>60</b>	<b>1978-79</b>	<b>2016-17</b>	Minnesota	2	2	1990-91	2014-15
East Carolina	1	2	1981-82	2002-03	Mississippi State	1	4	1999-00	2007-08
East Tennessee State	4	0	1990-91	2002-03	Miss. Univ. for Women	2	0	1981-82	1983-84
Eastern Washington	1	0	2001-02	2001-02	Mississippi Valley State	4	0	2004-05	2009-10
Elon	2	0	1999-00	2014-15	Missouri	2	0	2010-11	2016-17
Emory (at Oxford)	1	0	1974-75	1974-75	Monmouth	2	0	1987-88	1999-00
Ersikine	0	1	1978-79	1978-79	Morgan State	1	0	2014-15	2014-15
Fairfield	1	0	1994-95	1994-95	Morris Brown	3	0	1976-77	2001-02
Florida	1	0	1986-87	1986-87	Mount St. Mary's	1	0	2000-01	2000-01
Florida A&M	2	0	2003-04	2008-09	Nebraska	2	0	1991-92	2011-12
Florida Atlantic	1	0	2003-04	2003-04	New Hampshire	1	0	1995-96	1995-96
Florida Gulf Coast	1	0	2009-10	2009-10	<b>North Carolina</b>	<b>19</b>	<b>56</b>	<b>1977-78</b>	<b>2016-17</b>
Florida International	3	0	1980-81	2012-13	North Carolina A&T	1	0	2011-12	2011-12
<b>Florida State</b>	<b>20</b>	<b>25</b>	<b>1974-75</b>	<b>2016-17</b>	<b>North Carolina State</b>	<b>23</b>	<b>45</b>	<b>1979-80</b>	<b>2016-17</b>
Fordham	5	0	1984-85	2002-03	UNC-Asheville	4	1	1977-78	2001-02
Fort Valley State	0	1	1974-75	1974-75	UNC-Wilmington	1	0	1990-91	1990-91
Fresno State	1	0	2000-01	2000-01	North Georgia	1	3	1975-76	1982-83
Furman	8	2	1977-78	1994-95	Northern Iowa	0	1	2015-16	2015-16
Georgetown	1	1	2010-11	2011-12	Northwestern	3	1	1992-93	2010-11

# ALL-TIME SERIES HISTORY

Team	W	L	First Meeting	Last Meeting	Team	W	L	First Meeting	Last Meeting
<b>Notre Dame</b>	<b>0</b>	<b>8</b>	<b>1996-97</b>	<b>2016-17</b>	VCU	1	0	1987-88	1987-88
Ohio State	0	1	2010-11	2010-11	<b>Virginia Tech</b>	<b>10</b>	<b>5</b>	<b>2002-03</b>	<b>2016-17</b>
Oklahoma	0	1	2008-09	2008-09	Wagner	2	0	1984-85	2000-01
Oklahoma State	0	2	2009-10	2013-14	<b>Wake Forest</b>	<b>42</b>	<b>25</b>	<b>1979-80</b>	<b>2016-17</b>
Old Dominion	2	2	2003-04	2011-12	Washington	2	0	2010-11	2012-13
Ole Miss	0	1	2014-15	2014-15	Washington State	1	0	2016-17	
Oregon	2	0	2008-09	2009-10	Weber State	1	0	1998-99	1998-99
Pacific	0	1	1989-90	1989-90	West Georgia	2	3	1975-76	1984-85
<b>Pennsylvania</b>	<b>2</b>	<b>0</b>	<b>1982-83</b>	<b>1982-83</b>	West Virginia	0	2	1983-84	2003-04
Penn State	1	0	2009-10	2009-10	Western Carolina	6	0	1984-85	2013-14
Pepperdine	1	0	1986-87	1986-87	Western Michigan	1	0	1999-00	1999-00
Piedmont	4	2	1976-77	1978-79	William & Mary	3	0	1990-91	2003-04
<b>Pittsburgh</b>	<b>3</b>	<b>2</b>	<b>1999-00</b>	<b>2016-17</b>	Winston-Salem State	1	0	2006-07	2006-07
Portland State	2	0	2010-11	2013-14	Winthrop	4	0	1988-89	2009-10
Prairie View A&M	2	0	2010-11	2015-16	Wisconsin-Green Bay	1	2	1991-92	2014-15
Presbyterian	2	0	1984-85	1985-86	Wisconsin-Milwaukee	1	0	2012-13	2012-13
<b>Princeton</b>	<b>3</b>	<b>0</b>	<b>2003-04</b>	<b>2016-17</b>					
<b>Purdue</b>	<b>0</b>	<b>2</b>	<b>2006-07</b>	<b>2012-13</b>					
Queens College	1	0	1983-84	1983-84					
Quinnipiac	1	0	2012-13	2012-13					
Richmond	2	0	1985-86	1988-89					
Rider	2	1	1990-91	1993-94					
Rollins	1	0	1976-77	1976-77					
Rutgers	0	1	2011-12	2011-12					
Sacred Heart	1	0	2011-12	2011-12					
SIU-Edwardsville	1	0	2011-12	2011-12					
St. Francis (Pa.)	1	0	2000-01	2000-01					
St. Francis Brooklyn	4	0	1998-99	2015-16					
St. John's	1	1	2002-03	2004-05					
St. Joseph's	1	0	1993-94	1993-94					
St. Leo's	1	0	1976-77	1976-77					
St. Mary's	1	1	1996-97	1997-98					
Samford	4	0	1998-99	2016-17					
San Diego	1	1	2005-06	2006-07					
San Francisco	0	1	1989-90	1989-90					
San Jose State	1	0	1996-97	1996-97					
Santa Clara	1	1	1989-90	1991-92					
Savannah State	3	2	1974-75	2009-10					
Seton Hall	3	0	1986-87	2009-10					
Shorter	1	5	1974-75	1981-82					
South Florida	5	0	1982-83	1990-91					
Southeastern Louisiana	1	0	2015-16	2015-16					
Southern	0	2	1987-88	2001-02					
Southern Mississippi	1	0	1999-00	1999-00					
Southern Utah	2	0	1989-90	2013-14					
Southwest Missouri St.	1	0	2003-04	2003-04					
Spelman	6	0	1976-77	1977-78					
Stetson	4	0	1982-83	1993-94					
<b>Syracuse</b>	<b>1</b>	<b>4</b>	<b>2012-13</b>	<b>2016-17</b>					
Temple	2	2	1989-90	2007-08					
Tennessee	0	6	1986-87	2013-14					
Tennessee State	2	0	1989-90	2010-11					
Tennessee Tech	1	0	2008-09	2008-09					
Tennessee Temple	5	3	1975-76	1978-79					
Tennessee Wesleyan	0	2	1976-77	1976-77					
Texas	0	1	2008-09	2008-09					
<b>UT-Arlington</b>	<b>1</b>	<b>0</b>	<b>2008-09</b>	<b>2008-09</b>					
Tift College	6	7	1974-75	1980-81					
Troy	2	0	2005-06	2008-09					
Tulane	4	1	1977-78	2015-16					
Tulsa	1	1	2004-05	2005-06					
UAB	5	1	1985-86	2005-06					
UCF	3	0	2002-03	2016-17					
UCLA	0	1	1994-95	1994-95					
USC Upstate	2	0	2007-08	2015-16					
Utah State	1	0	1986-87	1980-87					
UTEP	1	0	2013-14	2013-14					
Valdosta State	0	4	1979-80	1980-81					
Vanderbilt	2	4	1978-79	2006-07					
Villanova	1	1	1982-83	2014-15					
<b>Virginia</b>	<b>16</b>	<b>55</b>	<b>1979-80</b>	<b>2016-17</b>					



# GEORGIA TECH VS. THE CONFERENCES

<b>American</b>	<b>1-0</b>	<b>1.000</b>
UCF	1-0	1.000
<b>America East</b>	<b>4-0</b>	<b>1.000</b>
Hofstra	3-0	1.000
Maine	1-0	1.000
<b>Atlantic Coast</b>	<b>216-393</b>	<b>.355</b>
Boston College**	9-5	.643
Clemson	35-44	.443
Duke	9-60	.130
Florida State**	19-24	.442
Louisville**	0-4	.000
Maryland**	18-49	.269
Miami (Fla.)**	13-12	.520
North Carolina	19-56	.253
NC State	23-45	.338
Notre Dame**	0-7	.000
Pittsburgh**	3-1	.750
Syracuse **	1-3	.250
Virginia	16-55	.225
Virginia Tech**	10-4	.714
Wake Forest	42-25	.627
<b>Atlantic Sun</b>	<b>55-18</b>	<b>.753</b>
Campbell	0-1	.000
Florida Atlantic	1-0	1.000
Florida Gulf Coast	1-0	1.000
Fla. International**	1-0	1.000
Georgia State**	17-11	.607
Jacksonville	2-0	1.000
Kennesaw State**	9-0	1.000
Lipscomb	1-0	1.000
Mercer	14-6	.700
Samford	2-0	1.000
Stetson	4-0	1.000
UCF	2-0	1.000
USC Upstate	1-0	1.000
<b>Atlantic 10</b>	<b>10-2</b>	<b>.833</b>
Dayton	1-0	1.000
Fordham	5-0	1.000
UMass	1-0	1.000
St. Joseph's	1-0	1.000
Temple	2-2	.500
<b>Big Ten</b>	<b>12-10</b>	<b>.545</b>
Illinois	2-0	1.000
Indiana	0-1	.000
Iowa	2-0	1.000
Michigan	0-2	.000
Michigan State	1-1	.500
Minnesota	2-2	.500
Nebraska**	1-0	1.000
Northwestern	3-1	.750
Ohio State	0-1	.000
Penn State	1-0	1.000
Purdue	0-2	.000
<b>Big 12</b>	<b>1-8</b>	<b>.111</b>
Baylor	0-1	.000
Colorado**	1-0	1.000
Iowa State	0-1	.000
Kansas State	0-2	.000
Missouri**	1-0	1.000
Nebraska**	1-0	1.000
Oklahoma	0-1	.000
Oklahoma State	0-2	.000
Texas	0-1	.000
<b>Big East</b>	<b>11-15</b>	<b>.423</b>
Boston College**	2-0	1.000
Connecticut	0-2	.000

DePaul	1-0	1.000
Georgetown	1-1	.500
Marquette	2-0	1.000
Miami (Fla.)**	0-3	.000
Notre Dame**	0-1	.000
Pittsburgh**	0-1	.000
Rutgers	0-1	.000
Seton Hall	3-0	1.000
St. John's	1-1	.500
Syracuse**	0-1	.000
Villanova	1-1	.500
Virginia Tech**	0-1	.000
West Virginia**	0-2	.000
<b>Big Sky</b>	<b>5-0</b>	<b>1.000</b>
Eastern Wash.	1-0	1.000
Portland State	2-0	1.000
Southern Utah	1-0	1.000
Weber State	1-0	1.000
<b>Big South</b>	<b>15-1</b>	<b>.933</b>
Charleston Southern	4-0	1.000
Coastal Carolina	1-0	1.000
Elon	1-0	1.000
High Point	1-0	1.000
UNC Asheville	4-1	.800
Winthrop	4-0	1.000
<b>Big West</b>	<b>3-1</b>	<b>.750</b>
Boise State**	1-0	1.000
Cal Santa Barbara	1-0	1.000
Pacific	0-1	.000
Utah State	1-0	1.000
<b>Colonial</b>	<b>18-4</b>	<b>.818</b>
American	0-2	.000
Drexel	1-0	1.000
Georgia State**	7-0	1.000
James Madison	1-0	1.000
UNC Wilmington	1-0	1.000
Old Dominion	2-2	.500
Richmond	2-0	1.000
VCU	1-0	1.000
William & Mary	3-0	1.000
<b>Conference USA</b>	<b>22-3</b>	<b>.880</b>
Charlotte	1-0	1.000
East Carolina	1-2	.333
Louisiana Tech	1-0	1.000
Middle Tennessee	2-0	1.000
South Florida	5-0	1.000
Southern Mississippi	1-0	1.000
Tulane	4-0	1.000
Tulsa**	1-0	1.000
UAB	5-1	.833
UTEP	1-0	1.000
<b>CVAC</b>	<b>1-1</b>	<b>.500</b>
Erskine	0-1	.000
Queens College	1-0	1.000
<b>ECAC</b>	<b>3-0</b>	<b>1.000</b>
Gordon	2-0	1.000
New Hampshire	1-0	1.000
<b>GAC</b>	<b>10-10</b>	<b>.500</b>
Ga. Southwestern	4-0	1.000
North Georgia	1-3	.250
Piedmont	4-2	.667
Shorter	1-5	.167
<b>Gulf South</b>	<b>4-7</b>	<b>.364</b>
Miss. U. for Women	2-0	1.000

Valdosta State	0-4	.000
West Georgia	2-3	.400
<b>Horizon League</b>	<b>2-3</b>	<b>.400</b>
Butler	0-1	.000
Green Bay	1-2	.000
UW-Milwaukee	1-0	1.000
<b>Ivy League</b>	<b>9-0</b>	<b>1.000</b>
Columbia	1-0	1.000
Cornell	2-0	1.000
Dartmouth	1-0	1.000
Pennsylvania	2-0	1.000
Princeton	3-0	1.000
<b>MAAC</b>	<b>8-1</b>	<b>.888</b>
Fairfield	1-0	1.000
Iona	1-0	1.000
Manhattan	2-0	1.000
Marist	2-0	1.000
Rider	2-1	.667
<b>MEAC</b>	<b>11-0</b>	<b>1.000</b>
Coppin State	2-0	1.000
Florida A&M	2-0	1.000
Hampton	2-0	1.000
Howard	1-0	1.000
Md.-Eastern Shore	1-0	1.000
Morgan State	1-0	1.000
North Carolina A&T	1-0	1.000
Winston-Salem St.	1-0	1.000
<b>Metro</b>	<b>1-1</b>	<b>.500</b>
Florida State**	1-1	.500
<b>Mid American</b>	<b>4-0</b>	<b>1.000</b>
Bowling Green	1-0	1.000
Marshall	1-0	1.000
Miami (Ohio)	1-0	1.000
Western Michigan	1-0	1.000
<b>Mid-Continent</b>	<b>1-0</b>	<b>1.000</b>
Southern Utah	1-0	1.000
<b>Missouri Valley</b>	<b>3-2</b>	<b>.667</b>
Drake	0-1	.000
Loyola Chicago	2-0	1.000
Northern Iowa	0-1	.000
SW Missouri St.	1-0	1.000
<b>Northeast</b>	<b>15-0</b>	<b>1.000</b>
Long Island	3-0	1.000
Monmouth	2-0	1.000
Mount Saint Mary's	1-0	1.000
Quinnipiac**	1-0	1.000
Sacred Heart	1-0	1.000
St. Francis (Pa.)	1-0	1.000
St. Francis (N.Y.)	4-0	1.000
Wagner	2-0	1.000
<b>Ohio Valley</b>	<b>4-0</b>	<b>1.000</b>
Jacksonville State	1-0	1.000
Tennessee State	2-0	1.000
SIU-Edwardsville	1-0	1.000
<b>Pacific West</b>	<b>0-1</b>	<b>.000</b>
Alaska-Anchorage	0-1	.000
<b>Pacific-12</b>	<b>7-1</b>	<b>.875</b>
Arizona	2-0	1.000
Oregon	2-0	1.000
UCLA	0-1	.000
Washington	2-0	1.000

# GEORGIA TECH VS. THE CONFERENCES

Washington State 1-0 1.000

## **Patriot 6-0 1.000**

Army 3-0 1.000  
Lafayette 3-0 1.000

## **Peachbelt 10-10 .500**

Armstrong State 4-1 .800  
Augusta College 1-8 .111  
Georgia College 3-1 .750  
Kennesaw State\*\* 1-0 1.000  
USC Upstate 1-0 1.000

## **SIAC 1-8 .111**

Albany State 1-5 .833  
Fort Valley State 0-1 .000  
Savannah\*\* 0-2 .000

## **South Atlantic 2-1 .667**

Mars Hill 0-1 .000  
Presbyterian 2-0 1.000

## **Southeastern 12-59 .169**

Alabama 2-4 .333  
Arkansas 0-2 .000  
Auburn 0-3 .000  
Florida 1-0 1.000  
Georgia 5-34 .128  
Kentucky 0-1 .000  
LSU 0-1 .000  
Mississippi State 1-4 .200  
Missouri\*\* 1-0 1.000  
Tennessee 0-6 .000  
Vanderbilt 2-4 .333

## **Southern 50-13 .794**

Appalachian State 6-1 .833  
Chattanooga 14-2 .867  
Coll. of Charleston 2-0 1.000  
Davidson 3-1 .500  
East Tenn. State 4-0 1.000  
Furman 8-2 .800  
Georgia Southern 4-7 .300  
Mercer 1-0 1.000  
Samford 2-0 1.000  
Western Carolina 6-0 1.000

## **Southland 5-0 1.000**

Central Arkansas 2-0 1.000  
McNeese State 1-0 1.000  
Southeastern Louisiana 1-0 1.000  
UT-Arlington 1-0 1.000

## **SWAC 21-2 .913**

Alabama A&M 1-0 1.000  
Alabama State 6-0 1.000  
Alcorn State 4-0 1.000  
Arkansas Pine Bluff 1-0 1.000  
Grambling State 2-0 1.000  
Jackson State 1-0 1.000  
Miss. Valley State 4-0 1.000  
Prairie View A&M 2-0 1.000  
Southern 0-2 .000

## **Sun Belt 9-1 .900**

Appalachian State 1-0 1.000  
Ark. Little Rock 0-1 .000  
Arkansas State 1-0 1.000  
Florida International 2-0 1.000  
Georgia State\*\* 1-0 1.000  
Middle Tenn. State 2-0 1.000  
Troy 2-0 1.000

## **Sunshine State 2-0 1.000**

Rollins 1-0 1.000  
St. Leo's 1-0 1.000

## **Summit 1-0 1.000**

IUPUI 1-0 1.000

## **Transouth 0-5 .000**

Berry 0-5 .000

## **Western Athletic 3-1 .750**

Fresno State 1-0 1.000  
Hawaii 1-0 1.000  
San Jose State 1-0 1.000  
Tulsa\*\* 0-1 .000

## **West Coast 5-4 .556**

Loyola Marymount 1-0 1.000  
Pepperdine 1-0 1.000  
St. Mary's 1-1 .500  
San Diego 1-1 .500  
San Francisco 0-1 .000  
Santa Clara 1-1 .500

## **Independent 25-3 .893**

Auburn-Montgomery 4-0 1.000  
Belmont 1-0 1.000  
Chicago State 1-0 1.000  
Longwood 2-0 1.000  
Morris Brown 3-0 1.000  
Savannah State 3-0 1.000  
Spelman 6-0 1.000  
Tennessee Temple 5-3 .625

## **Division II 7-0 1.000**

Atlanta Christian 4-0 1.000  
Converse 3-0 1.000

## **Division III 2-0 1.000**

Maryville 2-0 1.000

## **NAIA 12-2 .857**

Bryan 4-0 1.000  
Covenant 8-0 1.000  
Tenn. Wesleyan 0-2 .000

\*\* Record against teams as members of conference.

## JOSEPH AGAINST OPPONENTS

Opponent	Wins	Losses	Pct.
Alabama	2	1	.667
Alabama A&M	1	0	1.000
Alabama State	6	0	1.000
Alcorn State	3	0	1.000
<b>Appalachian State</b>	<b>3</b>	<b>0</b>	<b>1.000</b>
Arizona	1	0	1.000
Arkansas	0	1	0.000
Arkansas Little Rock	0	1	0.000
Arkansas-Pine Bluff	1	0	1.000
Army	1	0	1.000
Baylor	0	1	0.000
<b>Boston College</b>	<b>9</b>	<b>5</b>	<b>0.643</b>
Bowling Green	1	0	1.000
Central Arkansas	2	0	1.000
Central Florida	1	0	1.000
Chicago State	1	0	1.000
<b>Clemson</b>	<b>23</b>	<b>7</b>	<b>0.767</b>
College of Charleston	2	0	1.000
Connecticut	0	2	0.000
Coppin State	1	0	1.000
Dayton	1	0	1.000
Davidson	2	0	1.000
DePaul	1	0	1.000
<b>Duke</b>	<b>2</b>	<b>17</b>	<b>0.105</b>
Elon	1	0	1.000
Florida A&M	2	0	1.000
Florida Atlantic	1	0	1.000
Florida Gulf Coast	1	0	1.000
Florida International	2	0	1.000
<b>Florida State</b>	<b>6</b>	<b>11</b>	<b>0.353</b>
<b>Georgia</b>	<b>4</b>	<b>10</b>	<b>0.250</b>
Georgia Southern	1	0	1.000
<b>Georgia State</b>	<b>10</b>	<b>0</b>	<b>1.000</b>
Georgetown	1	1	0.500
Grambling State	2	0	1.000
Green Bay	0	2	0.000
Hampton	2	0	1.000
High Point	1	0	1.000
Illinois	1	0	1.000
Indiana	0	1	.000
Iowa	2	0	1.000
Iowa State	0	1	.000
IUPUI	1	0	1.000
Jackson State	1	0	1.000
Jacksonville	2	0	1.000
Jacksonville State	1	0	1.000
James Madison	1	0	1.000
<b>Kennesaw State</b>	<b>9</b>	<b>0</b>	<b>1.000</b>
Kentucky	0	1	0.000
Lipscomb	1	0	1.000
Long Island	1	0	1.000
Longwood	2	0	1.000
LSU	0	1	0.000
Louisiana Tech	1	0	1.000
<b>Louisville</b>	<b>0</b>	<b>4</b>	<b>.000</b>
Loyola Chicago	2	0	1.000
Marquette	2	0	1.000
Maryland	4	15	0.211
Massachusetts	1	0	1.000
McNeese State	1	0	1.000
Mercer	3	0	1.000
<b>Miami (FL)</b>	<b>13</b>	<b>12</b>	<b>0.520</b>
Michigan	0	2	.000
Michigan State	1	1	0.500
<b>Middle Tennessee State</b>	<b>4</b>	<b>0</b>	<b>1.000</b>
Minnesota	0	1	0.000
Mississippi State	1	1	0.500
Mississippi Valley State	4	0	1.000
Missouri	2	0	1.000
Morgan State	1	0	1.000
Nebraska	1	0	1.000
<b>North Carolina</b>	<b>8</b>	<b>16</b>	<b>0.333</b>

Opponent	Wins	Losses	Pct.
North Carolina A&T	1	0	1.000
<b>North Carolina State</b>	<b>9</b>	<b>9</b>	<b>0.500</b>
Northern Iowa	0	1	.000
Northwestern	3	0	1.000
<b>Notre Dame</b>	<b>0</b>	<b>7</b>	<b>0.000</b>
Ohio State	0	1	0.000
Oklahoma	0	1	0.000
Oklahoma State	0	2	0.000
Old Dominion	2	2	0.500
Ole Miss	0	1	0.000
Oregon	2	0	1.000
Penn State	1	0	1.000
<b>Pittsburgh</b>	<b>3</b>	<b>1</b>	<b>0.750</b>
<b>Purdue</b>	<b>0</b>	<b>2</b>	<b>0.000</b>
Prairie View A&M	2	0	1.000
<b>Princeton</b>	<b>3</b>	<b>0</b>	<b>1.000</b>
Portland State	2	0	1.000
Quinnipiac	1	0	1.000
Rutgers	0	1	0.000
Sacred Heart	1	0	1.000
Samford	3	0	1.000
San Diego	1	1	0.500
Savannah State	3	0	1.000
Seton Hall	1	0	1.000
SIU-Edwardsville	1	0	1.000
South Carolina Upstate	1	0	1.000
Southern Utah	1	0	1.000
Southeastern Louisiana	1	0	1.000
St. Francis (Brooklyn)	2	0	1.000
St. John's	0	1	0.000
SW Missouri St.	1	0	1.000
<b>Syracuse</b>	<b>1</b>	<b>4</b>	<b>0.200</b>
Temple	1	1	0.500
Tennessee	0	3	0.000
Tennessee State	1	0	1.000
Tennessee Tech	1	0	1.000
Texas	0	1	0.000
<b>Texas Arlington</b>	<b>1</b>	<b>0</b>	<b>1.000</b>
Troy	2	0	1.000
Tulane	2	0	1.000
Tulsa	1	1	0.500
UAB	2	0	1.000
UCF	1	0	1.000
USC Upstate	1	0	1.000
UTEP	1	0	1.000
Vanderbilt	0	1	0.000
Villanova	1	0	1.000
<b>Virginia</b>	<b>9</b>	<b>9</b>	<b>0.500</b>
<b>Virginia Tech</b>	<b>10</b>	<b>4</b>	<b>0.714</b>
<b>Wake Forest</b>	<b>15</b>	<b>6</b>	<b>0.714</b>
Washington	2	0	1.000
Washington State	1	0	1.000
West Virginia	0	1	0.000
Western Carolina	1	0	1.000
William & Mary	1	0	1.000
Winston-Salem State	1	0	1.000
Winthrop	2	0	1.000
UW-Milwaukee	1	0	1.000
<b>Total</b>	<b>274</b>	<b>177</b>	<b>0.608</b>



## SERIES HISTORY

## ALABAMA

## ALABAMA LEADS 4-2

DATE	H/A	RESULT	SCORE
11/23/82	h	L	56-63
11/30/83	a	L	49-79
12/29/92	n	L	101-103 (ot)
12/18/15	a	W	70-58
12/17/16	a	L	65-67
3/26/17	h	W	76-66

## SERIES

Home: 1-1, Away: 1-2, Neutral: 0-0

## ALABAMA A&amp;M

## GT LEADS 1-0

DATE	H/A	RESULT	SCORE
12/7/13	h	W	93-56

## SERIES

Home: 1-0, Away: 0-0, Neutral: 0-0

## ALABAMA STATE

## GT LEADS 6-0

DATE	H/A	RESULT	SCORE
12/30/05	h	W	76-46
11/11/11	h	W	97-37
12/29/13	h	W	99-58
12/17/14	h	W	77-53
11/24/15	h	W	80-54
11/13/16	h	W	70-48

## SERIES

Home: 6-0, Away: 0-0, Neutral: 0-0

## ALASKA ANCHORAGE

## ALASKA ANCHORAGE LEADS 1-0

DATE	H/A	RESULT	SCORE
12/20/94	a	L	85-87

## SERIES

Home: 0-0, Away: 0-1, Neutral: 0-0

## ALBANY STATE

## ALBANY STATE LEADS 1-5

DATE	H/A	RESULT	SCORE
1975-76		L	33-93
		L	22-105
1/3/80	h	L	74-75
1/26/80	a	L	84-89
1/14/81	a	L	73-85
1/28/81	h	W	74-69

## SERIES

Home: 1-1, Away: 0-2, Neutral: 0-0

## ALCORN STATE

## GT LEADS 4-0

DATE	H/A	RESULT	SCORE
11/22/91	n	W	98-69
12/31/04	h	W	62-43
12/29/06	h	W	76-54
12/16/12	h	W	76-49

## SERIES

Home: 3-0, Away: 0-1, Neutral: 1-0

## AMERICAN

## AMERICAN LEADS 2-0

DATE	H/A	RESULT	SCORE
11/15/97	a	L	66-82
11/15/98	h	L	67-87

## SERIES

Home: 0-1, Away: 0-1, Neutral: 0-0

## APPALACHIAN STATE

## GT LEADS 7-1

DATE	H/A	RESULT	SCORE
12/13/88	h	L	59-83
2/14/92	a	W	95-73
12/18/92	h	W	110-72
1/1/96	h	W	95-68
12/3/96	a	W	88-80(ot)
11/27/05	h	W	68-45
11/14/06	a	W	79-53
12/11/16	h	W	81-52

## SERIES

Home: 4-1, Away: 3-0, Neutral: 0-0

## ARIZONA

## GT LEADS 2-0

DATE	H/A	RESULT	SCORE
1/7/85	h	W	65-59
12/20/09	h	W	70-48

## SERIES

Home: 2-0, Away: 0-0, Neutral: 0-0

## ARKANSAS

## ARKANSAS LEADS 2-0

DATE	H/A	RESULT	SCORE
3/21/00	a	L	67-78
2/13/05	n	L	59-71

## SERIES

Home: 0-0, Away: 0-1, Neutral: 0-1

## ARKANSAS LITTLE ROCK

## ALR LEADS 1-0

DATE	H/A	RESULT	SCORE
3/21/10	n	L	53-63

## SERIES

Home: 0-0, Away: 0-0, Neutral: 0-1

## ARKANSAS-PINE BLUFF

## GT LEADS 1-0

DATE	H/A	RESULT	SCORE
11/20/05	h	W	74-36

## SERIES

Home: 1-0, Away: 0-0, Neutral: 0-0

## ARKANSAS STATE

## GT LEADS 1-0

DATE	H/A	RESULT	SCORE
12/1/01	n	W	77-52

## SERIES

Home: 0-0, Away: 0-0, Neutral: 1-0

## ARMSTRONG STATE

## GT LEADS 4-1

DATE	H/A	RESULT	SCORE
1976-77		W	57-54
1977-78		W	90-36
		W	90-73
1/6/79	a	W	80-71
1/27/79	h	L	51-61

## SERIES

Home: 0-1, Away: 1-0, Neutral: 0-0

## ARMY

## GT LEADS 3-0

DATE	H/A	RESULT	SCORE
12/5/91	a	W	71-55
12/21/94	n	W	85-51
1/2/10	h	W	76-47

## SERIES

Home: 1-0, Away: 1-0, Neutral: 1-0

## ATLANTA CHRISTIAN

## GT LEADS 4-0

DATE	H/A	RESULT	SCORE
1975-76		W	55-23
		W	90-14
1976-77		W	93-52
		W	99-34

## SERIES

Home: 0-0, Away: 0-0, Neutral: 0-0

## AUBURN

## AUBURN LEADS 3-0

DATE	H/A	RESULT	SCORE
1975-76		L	28-89
		L	28-78
12/30/97	h	L	41-70

## SERIES

Home: 0-1, Away: 0-0, Neutral: 0-0

## AUBURN-MONTGOMERY

## GT LEADS 4-0

DATE	H/A	RESULT	SCORE
12/30/86	h	W	74-58
2/10/88	h	W	89-72
2/13/89	h	W	80-57
1/8/90	h	W	89-63

## SERIES

Home: 4-0, Away: 0-0, Neutral: 0-0

## AUGUSTA COLLEGE

## AUGUSTA COLLEGE LEADS 8-1

DATE	H/A	RESULT	SCORE
1974-75		L	14-67
		L	26-49
1975-76		L	20-80
		L	28-71
1976-77		L	47-48
1977-78		L	65-84
		W	78-62
1/5/79	a	L	54-58
2/8/79	h	L	72-73

## SERIES

Home: 0-1, Away: 0-1, Neutral: 0-0

## BAYLOR

## BAYLOR LEADS 1-0

DATE	H/A	RESULT	SCORE
3/24/12	n	L	68-83

## SERIES

Home: 0-0, Away: 0-0, Neutral: 0-1

## BELMONT

## GT LEADS 1-0

DATE	H/A	RESULT	SCORE
1/24/98	h	W	76-64

## SERIES

Home: 1-0, Away: 0-0, Neutral: 0-0

## BERRY

## BERRY LEADS 5-0

DATE	H/A	RESULT	SCORE
1974-75		L	31-105
1975-76		L	13-107
	n	L	41-109
1978-79	n	L	68-92
11/24/81	h	L	61-82

## SERIES

Home: 0-1, Away: 0-0, Neutral: 0-2

## BOISE STATE

## GT LEADS 1-0

DATE	H/A	RESULT	SCORE
2/25/90	n	W	93-66

## SERIES

Home: 0-0, Away: 0-0, Neutral: 1-0

## BOSTON COLLEGE

## GT LEADS 11-5

DATE	H/A	RESULT	SCORE
12/28/91	n	W	97-61
11/29/97	h	W	81-79
2/9/06	a	L	55-57
1/25/07	h	W	60-49
2/18/08	a	L	53-62
1/8/09	h	L	64-65(ot)
1/17/10	a	L	51-77
1/23/11	h	W	67-54
1/15/12	a	W	68-58
2/19/12	h	W	85-48
3/3/13	a	L	68-74
3/2/14	h	W	84-74
1/8/15	a	W	80-77
1/31/16	h	W	62-56
1/12/17	a	W	71-67
3/1/17	n	W	71-67

## SERIES

Home: 6-1, Away: 3-4, Neutral: 2-0

## BOWLING GREEN

## GT LEADS 1-0

DATE	H/A	RESULT	SCORE
3/19/11	n	W	69-58

## SERIES

Home: 0-0, Away: 0-0, Neutral: 1-0

## BRYAN

## GT LEADS 4-0

DATE	H/A	RESULT	SCORE
1976-77		W	51-39
		W	57-46
1977-78		W	55-29
		W	81-44

## SERIES

Home: 0-0, Away: 0-0, Neutral: 0-0

## BUTLER

## BUTLER LEADS 1-0

DATE	H/A	RESULT	SCORE
12/2/94	h	L	66-67

## SERIES

Home: 0-1, Away: 0-0, Neutral: 0-0

## CAL SANTA BARBARA

## GT LEADS 1-0

DATE	H/A	RESULT	SCORE
11/28/86	h	W	84-48

# SERIES HISTORY

## SERIES

Home: 1-0, Away: 0-0, Neutral: 0-0

## CAMPBELL

### CAMPBELL LEADS 1-0

DATE	H/A	RESULT	SCORE
12/20/90	n	L	75-82

## SERIES

Home: 0-0, Away: 0-0, Neutral: 0-1

## CENTRAL ARKANSAS

### GT LEADS 2-0

DATE	H/A	RESULT	SCORE
12/21/11	n	W	67-61
12/14/14	h	W	88-50

## SERIES

Home: 1-0, Away: 0-0, Neutral: 1-0

## CENTRAL FLORIDA

### GT LEADS 3-0

DATE	H/A	RESULT	SCORE
12/15/02	a	W	62-58
12/14/03	h	W	70-48
3/19/17	h	W	63-51

## SERIES

Home: 2-0, Away: 1-0, Neutral: 0-0

## CHARLESTON SOUTHERN

### CHARLESTON SOUTHERN LEADS 4-0

DATE	H/A	RESULT	SCORE
11/28/97	h	W	87-64
12/7/99	h	W	103-65
1/30/01	h	W	94-65
1/29/02	h	W	79-52

## SERIES

Home: 4-0, Away: 0-0, Neutral: 0-0

## CHARLOTTE

### GT LEADS 1-0

DATE	H/A	RESULT	SCORE
11/15/02	h	W	67-57

## SERIES

Home: 1-0, Away: 0-0, Neutral: 0-0

## CHATTANOOGA

### GT LEADS 14-2

DATE	H/A	RESULT	SCORE
11/30/85	h	L	69-76
2/5/86	h	W	82-77
12/2/86	h	W	69-60
2/28/88	a	L	76-79
1/2/89	h	W	74-71
12/31/89	a	W	94-82
1/16/91	h	W	98-73
11/30/91	h	W	114-57
2/24/93	a	W	68-67(ot)
1/5/94	h	W	71-70
12/15/94	a	W	74-71
12/13/95	h	W	81-62
1/8/97	a	W	72-56
12/1/97	h	W	70-42
12/16/98	a	W	94-60
3/18/00	a	W	81-74

## SERIES

Home: 8-1, Away: 6-1, Neutral: 0-0

## CHICAGO STATE

### GT LEADS 1-0

DATE	H/A	RESULT	SCORE
12/29/07	h	W	57-31

## SERIES

Home: 1-0, Away: 0-0, Neutral: 0-0

## CLEMSON

### CLEMSON LEADS 44-35

DATE	H/A	RESULT	SCORE
1/31/80	a	L	67-103
1/7/81	h	L	53-75
12/14/81	a	L	50-72
2/26/82	n	L	54-62
1/27/83	h	L	67-79
2/5/83	a	L	66-84
1/11/84	a	L	70-82
1/25/84	h	L	72-79
1/9/85	h	L	81-84(ot)
2/11/85	a	L	75-95
12/16/85	h	L	80-90
1/18/86	a	L	73-84
1/22/87	a	W	81-78
2/23/87	h	W	82-66
1/27/88	a	L	72-94
2/3/88	h	L	74-90
1/18/89	a	L	56-83
2/22/89	h	L	62-89
3/4/89	n	L	74-94
1/24/90	a	L	69-77
2/12/90	h	L	75-80
1/23/91	h	L	61-6z
2/11/91	a	L	64-76
1/22/92	h	L	69-73
2/4/92	a	W	59-57
3/8/92	n	W	74-73
12/16/92	h	W	86-68 (Omni)
1/26/93	a	L	80-85
3/6/93	n	L	66-87
1/26/94	a	L	52-77
2/25/94	h	L	51-55
1/26/95	a	L	56-68
2/25/95	h	W	68-60
1/25/96	h	W	55-38
2/25/96	a	W	72-62
1/13/97	h	L	59-67
2/8/97	a	L	50-52
1/22/98	a	L	56-79
2/22/98	h	L	58-89
1/10/99	h	L	56-61
2/11/99	a	L	41-69
12/4/99	h	W	81-62
1/31/00	a	L	43-72
1/18/01	h	L	64-72
2/19/01	a	L	49-68
1/26/02	h	W	83-78
2/21/02	a	L	65-68
1/23/03	h	W	89-78(ot)
2/23/03	a	W	78-63
1/18/04	h	L	61-75
2/19/04	a	L	47-59
1/26/05	h	W	53-48
2/24/05	a	L	49-58
1/8/06	a	L	63-72
1/29/06	h	W	83-64
1/7/07	a	W	63-57
2/19/07	h	W	62-59
1/31/08	h	W	77-59
2/24/08	a	W	74-58
2/1/09	h	W	49-41
2/22/09	a	W	89-54
3/5/09	n	L	69-81
1/11/10	h	W	72-58
2/8/10	a	W	68-53
1/9/11	a	W	64-53
2/17/11	h	W	72-46
1/29/12	a	W	63-54
2/26/12	h	W	62-50
1/6/13	a	W	81-59

2/28/13	h	W	74-48
1/8/14	a	W	89-68
1/30/14	h	L	79-80(ot)
1/4/15	h	W	74-66
2/22/15	a	W	71-59
3/4/15	n	W	80-53
1/24/16	a	W	76-63
2/14/16	h	W	77-48
1/29/17	a	L	61-62
2/23/17	h	W	72-58

## SERIES

Home: 18-17, Away: 15-23, Neutral: 2-4

## COASTAL CAROLINA

### GT LEADS 1-0

DATE	H/A	RESULT	SCORE
2/22/88	h	W	92-60

## SERIES

Home: 1-0, Away: 0-0, Neutral: 0-0

## COLLEGE OF CHARLESTON

### GT LEADS 2-0

DATE	H/A	RESULT	SCORE
11/23/05	h	W	66-50
12/20/06	a	W	82-50

## SERIES

Home: 1-0, Away: 1-0, Neutral: 0-0

## COLORADO

### GT LEADS 1-0

DATE	H/A	RESULT	SCORE
11/21/84	h	W	76-56

## SERIES

Home: 1-0, Away: 0-0, Neutral: 0-0

## CONNECTICUT

### UCONN LEADS 2-0

DATE	H/A	RESULT	SCORE
11/16/08	a	L	71-82
11/21/10	h	L	51-71

## SERIES

Home: 0-1, Away: 0-1, Neutral: 0-0

## COLUMBIA

### GT LEADS 1-0

DATE	H/A	RESULT	SCORE
1/22/86	h	W	87-69

## SERIES

Home: 1-0, Away: 0-0, Neutral: 0-0

## CONVERSE

### GT LEADS 3-0

DATE	H/A	RESULT	SCORE
1977-78		W	83-62
		W	86-67
12/1/84	h	W	116-31

## SERIES

Home: 1-0, Away: 0-0, Neutral: 0-0

## COPPIN STATE

### GT LEADS 2-0

DATE	H/A	RESULT	SCORE
1/15/92	h	W	100-42
11/8/13	h	W	79-57

## SERIES

Home: 2-0, Away: 0-0, Neutral: 0-0

## CORNELL

### GT LEADS 2-0

DATE	H/A	RESULT	SCORE
12/3/94	h	W	90-66
11/24/00	h	W	74-68

## SERIES

Home: 2-0, Away: 0-0, Neutral: 0-0

## COVENANT

### GT LEADS 8-0

DATE	H/A	RESULT	SCORE
1976-77		W	62-26
		W	59-37
1977-78		W	85-52
		W	69-50
1978-79	h	W	90-60
2/12/79	a	W	92-65
12/1/81	h	W	75-36
11/29/82		W	forfeit

## SERIES

Home: 2-0, Away: 1-0, Neutral: 0-0

## DARTMOUTH

### GT LEADS 1-0

DATE	H/A	RESULT	SCORE
12/17/00	h	W	79-62

## SERIES

Home: 1-0, Away: 0-0, Neutral: 0-0

## DAVIDSON

### GT LEADS 3-1

DATE	H/A	RESULT	SCORE
12/3/97	h	L	72-90
11/21/98	a	W	88-70
12/2/03	h	W	60-54
11/9/07	h	W	69-50

## SERIES

Home: 2-1, Away: 1-0, Neutral: 0-0

## DAYTON

### GT LEADS 1-0

DATE	H/A	RESULT	SCORE
11/25/16	n	W	81-62

## SERIES

Home: 0-0, Away: 0-0, Neutral: 1-0

## DEKALB CENTRAL

### DEKALB CENTRAL LEADS 2-0

DATE	H/A	RESULT	SCORE
1974-75		L	25-83
		L	49-94

## SERIES

Home: 0-0, Away: 0-0, Neutral: 0-0

## DEKALB SOUTH

### GT LEADS 2-0

DATE	H/A	RESULT	SCORE
1974-75		W	56-48
		W	56-45

## SERIES

Home: 0-0, Away: 0-0, Neutral: 0-0

## DEPAUL

### GT LEADS 1-0

# SERIES HISTORY

DATE	H/A	RESULT	SCORE
3/17/07	n	W	55-54

## SERIES

Home: 0-0, Away: 0-0, Neutral: 1-0

## DRAKE

### DRAKE LEADS 1-0

DATE	H/A	RESULT	SCORE
2/25/83	n	L	63-83

## SERIES

Home: 0-0, Away: 0-0, Neutral: 0-1

## DREXEL

### GT LEADS 1-0

DATE	H/A	RESULT	SCORE
11/28/96	h	W	84-65

## SERIES

Home: 1-0, Away: 0-0, Neutral: 0-0

## DUKE

### DUKE LEADS 60-9

DATE	H/A	RESULT	SCORE
1/13/79	a	L	55-70
1/21/80	h	L	71-72
2/6/81	a	L	51-74
11/27/81	a	L	50-62
2/6/82	h	W	64-61
1/3/83	h	L	43-55
1/31/83	a	L	40-80
1/7/84	h	L	72-74
2/11/84	a	L	61-69
1/12/85	h	L	58-65
1/25/85	a	L	67-75
1/11/86	h	L	69-78
1/25/86	a	L	61-77
1/26/87	a	L	66-85
2/7/87	h	L	72-86
1/15/88	a	L	71-77(ot)
1/30/88	h	L	71-80
1/28/89	a	W	97-94(ot)
2/25/89	h	L	71-78
1/13/90	a	L	68-72
1/27/90	h	W	78-74
1/26/91	h	L	79-93
2/24/91	a	L	76-89
1/3/92	a	L	76-80
3/2/92	h	W	75-53
1/29/93	a	W	86-80(ot)
2/26/93	h	W	72-67
1/14/94	a	L	59-77
2/27/94	h	W	61-56
1/18/95	h	L	71-80
2/18/95	a	L	68-77
1/17/96	a	L	66-78
2/17/96	h	L	55-70
12/12/96	a	L	65-74
1/27/97	h	L	58-83
1/4/98	a	L	56-87
2/5/98	h	L	55-58
2/27/98	n	L	56-100
1/7/99	a	L	46-113
2/7/99	h	L	73-74
1/9/00	h	L	45-64
2/11/00	a	L	51-83
3/5/00	n	L	56-77
1/11/01	a	L	83-86
2/12/01	h	L	54-74
12/30/01	h	L	60-76
1/31/02	a	L	50-86
1/13/03	h	L	59-79
2/13/03	a	L	43-82
3/9/03	n	L	52-76
1/8/04	h	L	45-77
2/7/04	a	L	41-81
1/17/05	a	L	59-82
2/20/05	h	L	55-73

1/11/06	h	L	59-67
1/10/07	a	L	51-83
1/24/08	h	L	47-73
1/25/09	a	L	34-60
2/19/10	h	L	50-64
3/6/10	n	L	55-67
1/21/11	a	L	32-69
3/5/11	n	L	66-74
1/18/12	h	L	62-79
12/6/12	a	L	52-85
1/5/14	h	L	47-64
3/7/14	n	L	52-82
2/26/15	h	W	71-62
2/21/16	a	W	64-59
1/5/17	h	L	68-75

## SE/RIES

Home: 6-26, Away: 3-28, Neutral: 0-6

## EAST CAROLINA

### EAST CAROLINA LEADS 2-1

DATE	H/A	RESULT	SCORE
1/24/82	h	L	46-80
2/5/84	a	L	56-61(ot)
12/31/02	h	W	88-75

## SERIES

Home: 1-1, Away: 0-1, Neutral: 0-0

## EAST TENNESSEE ST

### GT LEADS 4-0

DATE	H/A	RESULT	SCORE
11/24/90	h	W	89-62
2/3/93	h	W	88-55
2/9/94	a	W	88-73
11/29/02	h	W	85-35

## SERIES

Home: 3-0, Away: 1-0, Neutral: 0-0

## EASTERN WASHINGTON

### GT LEADS 1-0

DATE	H/A	RESULT	SCORE
11/24/01	h	W	91-36

## SERIES

Home: 1-0, Away: 0-0, Neutral: 0-0

## ELON

### GT LEADS 2-0

DATE	H/A	RESULT	SCORE
11/26/99	h	W	85-53
3/19/15	h	W	80-53

## SERIES

Home: 2-0, Away: 0-0, Neutral: 0-0

## EMORY

### GT LEADS 1-0

DATE	H/A	RESULT	SCORE
1974-75	W	52-28	

## SERIES

Home: 0-0, Away: 0-0, Neutral: 0-0

## ERSKINE

### ERSKINE LEADS 1-0

DATE	H/A	RESULT	SCORE
1/18/79	h	L	54-74

## SERIES

Home: 0-1, Away: 0-0, Neutral: 0-0

## FAIRFIELD

### GT LEADS 1-0

DATE	H/A	RESULT	SCORE
12/30/94	a	W	111-66

## SERIES

Home: 0-0, Away: 1-0, Neutral: 0-0

## FLORIDA

### GT LEADS 1-0

DATE	H/A	RESULT	SCORE
12/5/86	n	W	82-72

## SERIES

Home: 0-0, Away: 0-0, Neutral: 1-0

## FLORIDA ATLANTIC

### GT LEADS 1-0

DATE	H/A	RESULT	SCORE
11/21/03	a	W	73-62

## SERIES

Home: 0-0, Away: 1-0, Neutral: 0-0

## FLORIDA A&M

### GT LEADS 2-0

DATE	H/A	RESULT	SCORE
12/31/03	h	W	84-45
12/30/08	h	W	77-42

## SERIES

Home: 2-0, Away: 0-0, Neutral: 0-0

## FLORIDA GULF COAST

### GT LEADS 1-0

DATE	H/A	RESULT	SCORE
11/21/09	h	W	58-48

## SERIES

Home: 1-0, Away: 0-0, Neutral: 0-0

## FLORIDA INTERNATIONAL

### GT LEADS 3-0

DATE	H/A	RESULT	SCORE
12/16/80	a	W	79-43
12/29/09	a	W	68-57
12/30/12	a	W	65-63

## SERIES

Home: 0-0, Away: 3-0, Neutral: 0-0

## FLORIDA STATE

### FSU LEADS 25-20

DATE	H/A	RESULT	SCORE
1974-75	a	L	22-58
11/20/80	h	W	97-84
12/11/91	a	W	70-68
1/11/92	h	L	66-77
1/18/93	h	L	71-79
2/12/93	a	W	61-46
12/18/93	a	W	65-62
2/1/94	h	W	63-51
1/23/95	h	L	58-60
1/30/95	a	W	68-57
1/22/96	h	W	97-65
1/31/96	a	L	85-90(3ot)
2/29/96	n	L	51-64
1/21/97	h	W	75-51
2/10/97	a	W	68-60
1/18/98	h	L	53-88
2/19/98	a	L	56-77
1/2/99	h	W	92-70
1/31/99	a	W	86-78
1/16/00	a	L	64-93
2/17/00	h	L	74-77
1/5/01	h	L	65-66

2/5/01	a	L	69-89
12/5/01	h	L	78-87
1/20/02	a	W	73-56
1/20/03	a	L	47-66
2/19/03	h	W	86-56
3/8/03	n	W	64-59
1/2/04	h	W	66-59
1/25/04	a	W	73-62
1/6/05	a	W	59-58
2/27/05	h	L	49-51
2/2/06	h	L	54-59
2/9/07	a	L	52-63
1/3/08	h	W	83-73
1/18/09	a	L	49-59
2/15/10	h	L	59-69
2/11/11	a	L	60-73
1/22/12	a	W	79-55
1/3/13	h	L	78-85
1/25/13	a	L	71-76
2/27/14	a	W	86-78
2/1/15	h	W	79-71
1/10/16	a	L	69-75
1/26/17	h	L	63-69

## SERIES

Home: 8-13, Away: 11-11, Neutral: 1-1

## FORDHAM

### GT LEADS 5-0

DATE	H/A	RESULT	SCORE
12/28/84	n	W	77-56
12/6/87	a	W	79-78
12/30/92	n	W	69-68
12/8/01	a	W	51-49
12/21/02	h	W	69-53

## SERIES

Home: 1-0, Away: 2-0, Neutral: 2-0

## FORT VALLEY

### FORT VALLEY LEADS 1-0

DATE	H/A	RESULT	SCORE
1974-75	n	L	39-76

## SERIES

Home: 0-0, Away: 0-0, Neutral: 0-1

## FRESNO STATE

### GT LEADS 1-0

DATE	H/A	RESULT	SCORE
12/30/00	h	W	87-56

## SERIES

Home: 1-0, Away: 0-0, Neutral: 0-0

## FURMAN

### GT LEADS 8-2

DATE	H/A	RESULT	SCORE
1977-78	L	77-79	
1/12/79	a	W	88-68
1/14/80	h	W	98-50
2/16/81	a	W	83-54
12/31/85	h	W	85-81
11/25/89	h	L	92-108
12/21/90	a	W	89-85
2/16/93	h	W	86-72
1/19/94	a	W	79-63
11/28/94	h	W	78-60

## SERIES

Home: 3-1, Away: 4-0, Neutral: 0-0

## GEORGETOWN

### SERIES TIED 1-1

DATE	H/A	RESULT	SCORE
11/25/10	n	L	58-67



# SERIES HISTORY

3/20/12 n W 76-64

## SERIES

Home: 0-0, Away: 0-0, Neutral: 1-1

## GEORGIA

### GEORGIA LEADS 33-6

DATE	H/A	RESULT	SCORE
1974-75	a	L	38-96
1975-76	a	L	22-77
	a	L	35-60
11/30/79	a	L	78-97
1/16/80	h	L	77-78
11/28/80	h	L	51-91
1/12/81	a	L	53-79
2/26/81	n	L	70-89
12/4/81	a	L	43-86
2/8/82	h	L	52-69
12/4/82	a	L	56-90
12/2/83	n	L	52-89
11/29/84	h	L	69-100
12/2/85	a	L	58-93
1/29/87	h	L	57-72
12/2/87	a	L	71-92
11/28/88	h	L	58-73
11/29/89	a	L	70-85
12/15/93	n	L	52-67
12/13/94	n	L	81-113
1/18/99	n	L	82-88
1/20/00	n	L	58-86
12/8/00	n	L	61-78
12/27/01	n	L	52-69
12/27/02	n	W	65-61
12/27/03	n	L	62-78
12/3/04	h	W	55-49
12/4/05	a	L	66-72
12/3/06	h	L	69-79
12/2/07	a	L	64-71
12/5/08	h	W	57-42
12/6/09	a	L	50-56
12/5/10	h	W	69-53
12/4/11	a	L	68-75
12/2/12	h	L	50-60
11/24/13	a	L	56-63
11/23/14	h	L	57-64
11/22/15	a	L	66-78
11/20/16	h	W	52-45

## SERIES

Home: 3-9, Away: 0-16, Neutral: 1-9

## GEORGIA BAPTIST

### GT LEADS 5-1

DATE	H/A	RESULT	SCORE
1974-75		L	38-50
1976-77		W	68-47
		W	63-40
		W	60-46
1977-78		W	100-38
		W	88-43

## SERIES

Home: 0-0, Away: 0-0, Neutral: 0-0

## GEORGIA COLLEGE

### GT LEADS 3-1

DATE	H/A	RESULT	SCORE
1977-78		L	79-86
		W	83-70
11/18/78	h	W	85-49
12/9/78	a	W	86-50

## SERIES

Home: 1-0, Away: 1-0, Neutral: 0-0

## GEORGIA SOUTHERN

### GSU LEADS 7-4

DATE	H/A	RESULT	SCORE
------	-----	--------	-------

11/14/79	a	L	56-62
1/5/80	h	L	77-81
2/21/80	n	L	51-87
1/31/81	a	L	60-87
2/24/81	h	L	64-80
2/13/85	h	W	75-57
2/13/86	h	W	79-71
1/15/87	a	L	65-75
12/2/88	n	L	60-61
12/12/94	h	W	79-66
12/9/07	h	W	78-50

## SERIES

Home: 4-2, Away: 0-3, Neutral: 0-2

## GEORGIA SOUTHWESTERN

### GT LEADS 4-0

DATE	H/A	RESULT	SCORE
1/29/79	h	W	67-42
2/16/79	a	W	90-68
11/19/81	h	W	78-56
12/2/82	h	W	74-60

## SERIES

Home: 3-0, Away: 1-0, Neutral: 0-0

## GEORGIA STATE

### GT LEADS 25-11

DATE	H/A	RESULT	SCORE
1975-76		L	30-80
		L	40-101
11/20/79	h	L	62-85
2/5/80	a	L	57-75
1/5/81	a	L	52-73
1/21/81	h	L	70-76
1/19/82	h	W	57-51
2/20/82	a	W	71-67
1/19/83	h	L	69-73
2/7/83	a	L	64-69
12/17/83	n	W	80-43
1/31/84	h	W	83-70
2/9/84	a	L	56-59
2/7/85	a	W	69-68 (ot)
2/23/85	h	W	80-75
2/24/86	h	L	75-80
12/14/93	a	W	82-58
2/13/95	h	W	107-62
1/29/96	a	W	76-60
2/4/97	h	W	76-56
11/18/97	a	W	73-59
12/19/98	h	L	56-66
11/23/99	a	W	75-51
11/29/00	h	W	75-70
12/18/01	a	W	71-68
12/18/02	h	W	65-46
12/6/03	a	W	69-64
11/19/04	h	W	72-30
11/30/05	a	W	60-51
11/16/06	h	W	83-41
12/22/07	a	W	79-67
11/26/08	h	W	74-56
12/22/09	a	W	62-50
11/12/10	h	W	66-56
12/16/11	a	W	85-50
12/3/16	h	W	73-42

## SERIES

Home: 12-5, Away: 12-4, Neutral: 1-0

## GORDON

### GT LEADS 2-0

DATE	H/A	RESULT	SCORE
1974-75		W	51-33
		W	47-36

## SERIES

Home: 0-0, Away: 0-0, Neutral: 0-0

## GRAMBLING STATE

### GT LEADS 2-0

DATE	H/A	RESULT	SCORE
12/5/04	h	W	66-52
11/25/14	h	W	97-64

## SERIES

Home: 2-0, Away: 0-0, Neutral: 0-0

## HAMPTON

### GT LEADS 2-0

DATE	H/A	RESULT	SCORE
12/28/09	n	W	63-54
12/30/13	h	W	89-70

## SERIES

Home: 1-0, Away: 0-0, Neutral: 1-0

## HAWAII

### GT LEADS 1-0

DATE	H/A	RESULT	SCORE
3/28/92	n	W	90-72

## SERIES

Home: 0-0, Away: 0-0, Neutral: 1-0

## HIGH POINT

### GT LEADS 1-0

DATE	H/A	RESULT	SCORE
11/27/15	n	W	81-61

## SERIES

Home: 0-0, Away: 0-0, Neutral: 1-0

## HOFSTRA

### GT LEADS 3-0

DATE	H/A	RESULT	SCORE
12/4/92	h	W	111-62
11/27/99	h	W	89-61
12/21/00	a	W	77-74

## SERIES

Home: 2-0, Away: 1-0, Neutral: 1-0

## HOWARD

### GT LEADS 1-0

DATE	H/A	RESULT	SCORE
12/17/88	n	W	87-82

## SERIES

Home: 0-0, Away: 0-0, Neutral: 1-0

## ILLINOIS

### GT LEADS 2-0

DATE	H/A	RESULT	SCORE
11/25/95	h	W	70-60
12/4/13	h	W	93-69

## SERIES

Home: 2-0, Away: 0-0, Neutral: 0-0

## IONA

### GT LEADS 1-0

DATE	H/A	RESULT	SCORE
12/20/87	a	W	108-88

## SERIES

Home: 0-0, Away: 1-0, Neutral: 0-0

## IOWA

### GT LEADS 2-0

DATE	H/A	RESULT	SCORE
11/28/07	a	W	76-57
3/22/09	a	W	76-62

## SERIES

Home: 0-0, Away: 2-0, Neutral: 0-0

## IOWA STATE

### IOWA STATE LEADS 1-0

DATE	H/A	RESULT	SCORE
3/2/08	n	L	55-58

## SERIES

Home: 0-0, Away: 0-0, Neutral: 0-1

## INDIANA

### INDIANA LEADS 1-0

DATE	H/A	RESULT	SCORE
12/2/15	a	L	60-69

## SERIES

Home: 0-0, Away: 0-1, Neutral: 0-0

## IUPUI

### TECH LEADS 1-0

DATE	H/A	RESULT	SCORE
12/20/15	a	W	60-50

## SERIES

Home: 1-0, Away: 0-0, Neutral: 0-0

## JACKSON STATE

### GT LEADS 1-0

DATE	H/A	RESULT	SCORE
1/2/08	h	W	79-42

## SERIES

Home: 1-0, Away: 0-0, Neutral: 0-0

## JACKSONVILLE

### GT LEADS 2-0

DATE	H/A	RESULT	SCORE
12/10/06	h	W	81-52
3/16/17	h	W	71-55

## SERIES

Home: 2-0, Away: 0-0, Neutral: 0-0

## JACKSONVILLE STATE

### GT LEADS 1-0

DATE	H/A	RESULT	SCORE
1/2/11	h	W	81-52

## SERIES

Home: 1-0, Away: 0-0, Neutral: 0-0

## JAMES MADISON

### GT LEADS 1-0

DATE	H/A	RESULT	SCORE
11/27/03	n	W	60-53

## SERIES

Home: 0-0, Away: 0-0, Neutral: 1-0

## KANSAS STATE

### KANSAS STATE LEADS 2-0

DATE	H/A	RESULT	SCORE
11/16/01	h	L	70-74
11/17/02	a	L	59-83

## SERIES

Home: 0-1, Away: 0-1, Neutral: 0-0

# SERIES HISTORY

## KENNESAW STATE

### GT LEADS 10-0

DATE	H/A	RESULT	SCORE
11/26/82	a	W	68-55
12/6/06	h	W	81-43
12/30/07	h	W	83-68
11/19/08	h	W	77-49
12/18/09	a	W	94-48
11/17/10	h	W	79-60
11/22/11	h	W	94-51
11/13/12	h	W	80-51
11/19/14	h	W	77-47
11/16/16	a	W	86-49

### SERIES

Home: 7-0, Away: 3-0, Neutral: 1-0

## KENTUCKY

### KENTUCKY LEADS 1-0

DATE	H/A	RESULT	SCORE
1/15/06	n	L	62-66

### SERIES

Home: 0-0, Away: 0-0, Neutral: 0-1

## LAFAYETTE

### GT LEADS 3-0

DATE	H/A	RESULT	SCORE
12/3/89	n	W	89-64
12/10/94	h	W	95-38
12/30/98	h	W	100-52

### SERIES

Home: 2-0, Away: 0-0, Neutral: 1-0

## LIPSCOMB

### GT LEADS 1-0

DATE	H/A	RESULT	SCORE
12/29/14	h	W	71-53

### SERIES

Home: 1-0, Away: 0-0, Neutral: 0-0

## LONG ISLAND

### GT LEADS 3-0

DATE	H/A	RESULT	SCORE
11/18/01	a	W	80-49
11/26/02	h	W	82-47
11/28/09	a	W	73-56

### SERIES

Home: 1-0, Away: 2-0, Neutral: 0-0

## LONGWOOD

### GT LEADS 2-0

DATE	H/A	RESULT	SCORE
12/20/05	h	W	81-41
2/25/07	h	W	75-46

### SERIES

Home: 2-0, Away: 0-0, Neutral: 0-0

## LOUISIANA TECH

### GT LEADS 1-0

DATE	H/A	RESULT	SCORE
12/30/14	h	W	96-81

### SERIES

Home: 1-0, Away: 0-0, Neutral: 0-0

## LOUISVILLE

### LOUISVILLE LEADS 4-0

DATE	H/A	RESULT	SCORE
1/2/15	a	L	48-75
1/3/16	h	L	65-78
3/4/16	n	L	50-60
1/18/17	a	L	51-91

### SERIES

Home: 0-1, Away: 0-2, Neutral: 0-1

## LOYOLA CHICAGO

### GT LEADS 2-0

DATE	H/A	RESULT	SCORE
11/14/14	a	W	92-57
11/13/15	h	W	84-77

### SERIES

Home: 1-0, Away: 1-0, Neutral: 0-0

## LOYOLA MARYMOUNT

### GT LEADS 1-0

DATE	H/A	RESULT	SCORE
12/2/89	n	W	81-53

### SERIES

Home: 0-0, Away: 0-0, Neutral: 1-0

## LSU

### LSU LEADS 1-0

DATE	H/A	RESULT	SCORE
3/23/14	n	L	78-98

### SERIES

Home: 0-0, Away: 0-0, Neutral: 0-1

## MAINE

### GT LEADS 1-0

DATE	H/A	RESULT	SCORE
12/18/88	n	W	82-62

### SERIES

Home: 0-0, Away: 0-0, Neutral: 1-0

## MANHATTAN

### GT LEADS 2-0

DATE	H/A	RESULT	SCORE
12/3/95	a	W	90-61
12/30/96	h	W	105-63

### SERIES

Home: 1-0, Away: 1-0, Neutral: 0-0

## MARIST

### GT LEADS 2-0

DATE	H/A	RESULT	SCORE
12/19/87	a	W	66-45
12/7/91	a	W	93-63

### SERIES

Home: 0-0, Away: 2-0, Neutral: 0-0

## MARQUETTE

### GT LEADS 2-0

DATE	H/A	RESULT	SCORE
11/19/11	a	W	74-63
11/18/12	h	W	76-72

### SERIES

Home: 1-0, Away: 1-0, Neutral: 0-0

## MARS HILL

### MARS HILL LEADS 1-0

DATE	H/A	RESULT	SCORE
12/2/78	a	L	53-81

### SERIES

Home: 0-0, Away: 0-1, Neutral: 0-0

## MARSHALL

### GT LEADS 1-0

DATE	H/A	RESULT	SCORE
1/4/86	h	W	83-81

### SERIES

Home: 1-0, Away: 0-0, Neutral: 0-0

## MARYLAND

### MARYLAND LEADS 49-18

DATE	H/A	RESULT	SCORE
11/27/79	a	L	78-94
11/18/80	h	L	64-82
2/17/82	a	L	64-77
12/15/82	a	L	54-88
1/10/83	h	L	57-69
2/14/83	a	L	59-80
1/16/84	h	L	48-67
12/12/84	a	L	52-68
1/14/85	h	L	67-69
12/21/85	a	L	65-80
1/13/86	h	W	73-66
1/6/87	h	W	81-80(ot)
2/16/87	a	L	76-93
1/3/88	a	L	80-83
2/16/88	h	L	70-92
3/5/88	n	L	74-102
1/4/89	h	L	60-85
2/6/89	a	L	74-106
1/18/90	h	W	70-68
1/30/90	a	L	52-83
1/13/91	h	L	66-68
2/4/91	a	L	79-93
3/2/91	n	L	73-91
1/27/92	a	L	54-75
2/17/92	h	L	63-71
3/7/92	n	W	68-67
1/14/93	h	L	66-77
2/7/93	a	L	70-75
1/2/94	a	L	62-69
1/30/94	h	L	46-67
1/5/95	h	W	82-59
2/5/95	a	W	67-59
1/2/96	a	L	60-61
2/3/96	h	W	59-30
1/2/97	h	W	44-40
2/19/97	a	L	69-73
11/22/97	a	L	42-74
1/26/98	h	L	57-68
1/21/99	h	W	72-56
2/21/99	a	L	79-92
1/23/00	a	W	73-67
2/27/00	h	W	60-49
1/21/01	h	L	62-66
2/22/01	a	W	66-62
1/14/02	h	W	61-58
2/14/02	a	L	70-81(ot)
1/5/03	a	L	63-71
2/7/03	h	W	59-51
1/15/04	a	L	87-91
2/15/04	h	W	58-57
1/13/05	h	L	65-72
2/3/05	a	L	67-84
1/26/06	a	L	71-79
3/3/06	a	L	66-71
2/1/07	h	W	77-72
3/2/07	n	L	59-75
1/20/08	a	L	95-99(2ot)
2/19/09	h	L	79-87
2/5/10	a	W	61-60
2/3/11	h	L	53-56
3/4/11	n	W	70-64
1/6/12	a	L	74-77
2/6/12	h	L	64-56
3/4/12	n	L	65-68
1/20/13	h	L	57-66

1/19/14	a	L	81-92
2/23/14	h	L	62-79

### SERIES

Home: 12-18, Away: 4-26, Neutral: 2-5

## MARYLAND-EASTERN SHORE

### GT LEADS 1-0

DATE	H/A	RESULT	SCORE
11/14/95	h	W	93-43

### SERIES

Home: 1-0, Away: 0-0, Neutral: 0-0

## MARYVILLE

### GT LEADS 2-0

DATE	H/A	RESULT	SCORE
1976-77		W	50-28
1977-78		W	97-51

### SERIES

Home: 1-0, Away: 0-0, Neutral: 0-0

## MASSACHUSETTS

### GT LEADS 1-0

DATE	H/A	RESULT	SCORE
12/31/05	h	W	57-43

### SERIES

Home: 1-0, Away: 0-0, Neutral: 0-0

## MCNEESE STATE

### GT LEADS 1-0

DATE	H/A	RESULT	SCORE
11/30/13	n	W	69-60

### SERIES

Home: 0-0, Away: 0-0, Neutral: 1-0

## MERCER

### GT LEADS 16-6

DATE	H/A	RESULT	SCORE
1/7/80	a	L	59-85
2/11/80	h	L	73-87
2/4/81	h	L	70-75
2/19/81	a	W	79-77
2/3/82	h	L	47-69
2/12/83	a	L	67-71
1/25/89	h	W	89-70
12/13/89	a	W	87-52
2/7/90	h	W	83-66
2/29/91	h	W	85-61
12/5/92	h	W	82-59
2/14/94	a	W	62-57
2/22/95	a	W	82-49
2/27/96	a	L	61-64
11/25/96	h	W	98-79
11/24/97	a	W	70-65(ot)
11/24/98	h	W	78-50
12/5/02	h	W	96-50
11/10/06	h	W	87-48
12/28/10	h	W	101-44
3/17/16	h	W	73-56
12/7/16	h	W	70-50

### SERIES

Home: 11-3, Away: 5-3, Neutral: 0-0

## MIAMI, FLA.

### MIAMI LEADS 15-13

DATE	H/A	RESULT	SCORE
12/15/80	a	L	80-86
12/30/91	a	L	63-78
3/13/02	h	L	64-73
1/23/05	a	W	62-46

# SERIES HISTORY

3/4/05	n	L	58-60
1/5/06	h	L	63-75
2/26/06	a	L	85-90(2ot)
3/2/06	n	W	79-62
1/15/07	h	W	52-37
2/15/07	a	W	66-45
3/1/07	n	W	66-52
1/13/08	h	W	68-65
2/7/08	a	L	52-54
3/6/08	n	W	76-49
1/12/09	a	W	68-50
1/29/09	h	W	68-42
1/27/10	h	W	80-73(ot)
2/21/10	a	W	77-73
1/30/11	a	L	74-84(ot)
2/27/11	h	L	59-70
1/9/12	h	L	65-77
1/17/13	a	L	65-71
2/24/13	h	W	68-64
2/9/14	a	W	89-87
2/15/15	a	L	59-64
2/11/16	h	L	55-58
2/26/17	a	L	70-75
3/2/17	n	L	71-87

## SERIES

Home: 5-4, Away: 5-9, Neutral: 3-2

## MIAMI, OHIO

### GT LEADS 1-0

DATE	H/A	RESULT	SCORE
11/30/02	h	W	78-62

## SERIES

Home: 1-0, Away: 0-0, Neutral: 0-0

## MICHIGAN

### MICHIGAN LEADS 2-0

DATE	H/A	RESULT	SCORE
12/16/16	h	L	52-92
4/1/17	n	L	79-89 (OT3)

## SERIES

Home: 0-1, Away: 0-0, Neutral: 0-1

## MICHIGAN STATE

### SERIES TIED 1-1

DATE	H/A	RESULT	SCORE
12/3/08	h	W	70-57
12/4/14	a	L	73-79 (OT)

## SERIES

Home: 1-0, Away: 0-1, Neutral: 0-0

## MIDDLE TENNESSEE ST.

### GT LEADS 4-0

DATE	H/A	RESULT	SCORE
12/3/10	h	W	68-48
12/11/11	a	W	58-47
12/22/16	a	W	61-60
3/23/17	h	W	70-57

## SERIES

Home: 2-0, Away: 1-0, Neutral: 2-0

## MINNESOTA

### SERIES TIED 2-2

DATE	H/A	RESULT	SCORE
12/1/90	a	W	84-69
12/13/92	a	W	82-62
12/1/93	h	L	73-77(ot)
11/30/14	n	L	69-72

## SERIES

Home: 0-1, Away: 2-0, Neutral: 0-1

## MISSISSIPPI STATE

### MISSISSIPPI STATE LEADS 4-1

DATE	H/A	RESULT	SCORE
12/9/99	h	L	56-71
12/3/00	a	L	68-88
3/15/01	a	L	73-77
12/30/06	h	L	56-62
12/16/07	a	W	70-58

## SERIES

Home: 0-2, Away: 1-2, Neutral: 0-0

## MISSISSIPPI UNIV. FOR WOMEN

### GT LEADS 2-0

DATE	H/A	RESULT	SCORE
1/28/82	h	W	75-59
11/25/83	n	W	76-61

## SERIES

Home: 1-0, Away: 0-0, Neutral: 1-0

## MISSISSIPPI VALLEY ST.

### GT LEADS 4-0

DATE	H/A	RESULT	SCORE
12/30/04	h	W	74-41
12/18/07	a	W	79-67
11/22/08	h	W	72-37
12/13/09	h	W	89-41

## SERIES

Home: 3-0, Away: 1-0, Neutral: 0-0

## MISSOURI

### GT LEADS 2-0

DATE	H/A	RESULT	SCORE
11/27/10	n	W	61-46
11/26/16	n	W	72-70

## SERIES

Home: 0-0, Away: 0-0, Neutral: 2-0

## MONMOUTH

### GT LEADS 2-0

DATE	H/A	RESULT	SCORE
11/28/87	h	W	76-70
12/19/99	a	W	79-68

## SERIES

Home: 1-0, Away: 1-0, Neutral: 0-0

## MORGAN STATE

### GT LEADS 1-0

DATE	H/A	RESULT	SCORE
11/16/14	h	W	105-76

## SERIES

Home: 1-0, Away: 0-0, Neutral: 0-0

## MORRIS BROWN

### GT LEADS 3-0

DATE	H/A	RESULT	SCORE
1976-77		W	75-27
2/1/79	h	W	74-55
2/23/02	h	W	111-40

## SERIES

Home: 2-0, Away: 0-0, Neutral: 0-0

## MOUNT ST. MARY'S

### GT LEADS 1-0

DATE	H/A	RESULT	SCORE
11/25/00	h	W	102-90

## SERIES

Home: 1-0, Away: 0-0, Neutral: 0-0

## NEBRASKA

### GT LEADS 2-0

DATE	H/A	RESULT	SCORE
3/27/92	n	W	73-68
11/30/11	h	W	73-57

## SERIES

Home: 1-0, Away: 0-0, Neutral: 1-0

## NEW HAMPSHIRE

### GT LEADS 1-0

DATE	H/A	RESULT	SCORE
12/2/95	n	W	90-72

## SERIES

Home: 0-0, Away: 0-0, Neutral: 1-0

## NORTH CAROLINA

### NORTH CAROLINA LEADS 56-19

DATE	H/A	RESULT	SCORE
1/9/80	h	L	61-93
1/24/81	a	L	75-82
11/28/81	a	L	58-81
1/23/82	h	L	64-68(Omni)
1/6/83	h	L	58-99
1/29/83	a	L	58-96
3/4/83	n	L	80-85
1/28/84	a	L	73-81
2/20/84	h	L	75-95
1/19/85	h	L	68-88
1/27/85	a	L	50-81
1/27/86	a	L	65-88
2/22/86	h	L	81-92(ot)
1/2/87	h	L	75-80
1/24/87	a	L	81-86
2/28/87	n	L	54-64
1/17/88	a	L	74-82
2/13/88	h	W	76-74
1/14/89	h	W	87-81
1/29/89	a	W	97-89
1/11/90	a	W	90-73
2/10/90	h	L	77-81
1/9/91	h	W	101-86
2/22/91	a	W	83-63
1/5/92	a	L	69-83
2/29/92	h	L	70-73
1/5/93	h	W	73-63
1/31/93	a	L	68-72(ot)
1/16/94	a	L	51-87
2/12/94	h	L	79-89
3/5/94	n	L	55-78
1/7/95	a	L	62-74
2/8/95	h	L	62-84
1/6/96	h	L	74-78
2/7/96	a	L	72-88
1/11/97	a	L	53-80
1/30/97	h	L	77-80
1/8/98	h	L	48-69
2/8/98	a	L	58-85
12/3/98	a	L	68-85
1/24/99	h	W	91-84
2/27/99	n	L	71-87
1/13/00	h	W	55-44
2/13/00	a	L	62-85
1/2/01	a	W	82-75
2/1/01	h	L	63-85
3/2/01	n	L	64-79
1/17/02	a	W	81-62
2/17/02	h	L	62-71
1/2/03	a	L	67-72
2/2/03	a	L	64-76
1/22/04	a	L	56-63
2/23/04	h	L	46-58
1/30/05	h	L	41-55
1/18/06	a	L	56-85

2/5/06	h	L	56-75
1/2/07	h	L	57-69
1/18/07	a	L	31-78
1/5/08	a	L	78-99
2/10/08	h	L	61-75
1/22/09	h	W	66-62
2/15/09	a	L	50-73
1/6/10	a	L	78-89
2/26/10	h	W	64-57
1/6/11	h	W	71-70
2/24/11	a	W	67-54
2/12/12	a	W	56-54
3/2/12	n	W	54-53
1/13/13	a	L	58-79
2/10/13	h	L	58-60
2/6/14	h	W	94-91
1/11/15	a	L	81-96
3/5/15	n	L	64-84
1/14/16	h	W	80-73
2/16/17	a	L	88-89

## SERIES

Home: 11-23, Away: 7-27, Neutral: 1-6

## UNC ASHEVILLE

### GT LEADS 4-1

DATE	H/A	RESULT	SCORE
1977-78		W	70-66
1978-79	a	W	73-60
1/20/79	h	L	95-102
12/3/88	n	W	78-63
11/23/01	h	W	88-56

## SERIES

Home: 1-1, Away: 1-0, Neutral: 1-0

## UNC WILMINGTON

### GT LEADS 1-0

DATE	H/A	RESULT	SCORE
11/23/90	h	W	101-73

## SERIES

Home: 1-0, Away: 0-0, Neutral: 0-0

## NORTH CAROLINA A&T

### GT LEADS 1-0

DATE	H/A	RESULT	SCORE
12/29/11	h	W	74-57

## SERIES

Home: 1-0, Away: 0-0, Neutral: 0-0

## NC STATE

### NC STATE LEADS 45-23

DATE	H/A	RESULT	SCORE
1/12/80	a	L	38-97
2/8/80	n	L	48-99
1/3/81	h	L	55-74
1/4/81	h	L	62-76
1/30/82	a	L	48-75
1/8/83	h	L	61-83
1/24/83	a	L	61-77
1/4/84	h	L	52-65
2/13/84	a	L	63-78
1/3/85	h	L	70-87
2/3/85	a	L	73-83
3/1/85	n	L	60-87
1/2/86	h	L	69-77
2/7/86	a	L	57-92
1/10/87	a	L	63-74
2/21/87	h	L	69-78
1/9/88	h	W	94-74
2/5/88	a	W	83-74
1/7/89	a	L	70-100
2/18/89	h	L	79-87
1/2/90	h	W	79-78
2/16/90	a	L	55-80
1/4/91	a	L	79-97



## SERIES HISTORY

2/16/91	h	L	74-98
1/17/92	h	W	83-72
2/23/92	a	L	70-86
1/8/93	a	W	86-79
2/19/93	h	W	92-89 (2ot)
1/7/94	h	W	75-60
2/18/94	a	L	53-71
1/15/95	h	L	67-81
2/16/95	a	L	64-80
3/3/95	n	L	70-88
1/15/96	a	L	63-68
2/14/96	h	L	64-73
1/5/97	h	W	73-72
2/23/97	a	L	69-82
1/2/98	h	L	63-75
2/1/98	a	L	60-85
12/5/98	a	W	74-73
1/28/99	h	L	73-93
11/30/99	h	L	70-80
2/24/00	a	W	69-52
3/4/00	n	W	71-62
12/6/00	a	L	63-77
2/15/01	h	L	68-74
1/6/02	a	L	63-75
2/7/02	h	W	69-57
1/26/03	h	W	64-54
2/27/03	a	W	78-60
2/1/04	a	L	71-75
2/26/04	h	W	76-61
2/10/05	h	L	59-83
2/12/06	a	L	53-65
2/11/07	h	W	69-62
1/17/08	a	W	67-63
2/8/09	h	W	67-54
2/28/10	a	L	46-54
2/13/11	h	W	74-65
1/2/12	a	W	76-66
2/2/12	h	W	75-68(ot)
3/3/12	n	W	87-61
1/27/13	h	L	66-78
2/17/13	a	W	79-70
1/26/14	h	L	73-80
2/12/15	h	L	64-65
1/7/16	a	L	57-65
2/9/17	h	L	67-75 (ot)

## SERIES

Home: 13-20, Away: 8-21, Neutral: 2-3

## NORTH GEORGIA

## NORTH GEORGIA LEADS 3-1

DATE	H/A	RESULT	SCORE
1975-76		L	21-70
		L	25-78
		L	35-69
1/13/83	h	W	88-51

## SERIES

Home: 1-0, Away: 0-0, Neutral: 0-0

## NORTHERN IOWA

## NORTHERN IOWA LEADS 1-0

DATE	H/A	RESULT	SCORE
11/26/15	n	L	58-61

## SERIES

Home: 0-0, Away: 0-0, Neutral: 0-1

## NORTHWESTERN

## GT LEADS 3-1

DATE	H/A	RESULT	SCORE
3/17/93	a	L	62-90
12/18/06	a	W	82-68
11/21/07	h	W	55-46
12/1/10	h	W	67-63

## SERIES

Home: 2-0, Away: 1-1, Neutral: 0-0

## NOTRE DAME

## NOTRE DAME LEADS 8-0

DATE	H/A	RESULT	SCORE
11/29/96	h	L	69-76
2/17/14	a	L	72-87
1/22/15	a	L	76-89
2/19/15	h	L	61-71
12/30/15	a	L	76-85
1/28/16	h	L	42-54
1/2/17	h	L	38-55
2/12/17	a	L	69-90

## SERIES

Home: 0-4, Away: 0-4, Neutral: 0-0

## OHIO STATE

## OHIO STATE LEADS 1-0

DATE	H/A	RESULT	SCORE
3/21/11	a	L	60-67

## SERIES

Home: 0-0, Away: 0-1, Neutral: 0-0

## OKLAHOMA

## OKLAHOMA LEADS 1-0

DATE	H/A	RESULT	SCORE
11/15/09	a	L	64-70

## SERIES

Home: 0-0, Away: 0-1, Neutral: 0-0

## OKLAHOMA STATE

## OKLAHOMA STATE LEADS 2-0

DATE	H/A	RESULT	SCORE
11/15/09	a	L	64-70
12/21/13	n	L	60-68

## SERIES

Home: 0-0, Away: 0-1, Neutral: 0-1

## OLD DOMINION

## SERIES TIED 2-2

DATE	H/A	RESULT	SCORE
12/18/03	a	L	56-67
11/23/04	h	W	71-64
11/14/10	a	L	63-65
11/13/11	h	W	87-56

## SERIES

Home: 2-0, Away: 0-2, Neutral: 0-0

## OLE MISS

## OLE MISS LEADS 1-0

DATE	H/A	RESULT	SCORE
3/22/15	a	L	48-63

## SERIES

Home: 0-0, Away: 0-1, Neutral: 0-0

## OREGON

## GT LEADS 2-0

DATE	H/A	RESULT	SCORE
12/13/08	n	W	74-59
12/16/09	h	W	87-69

## SERIES

Home: 1-0, Away: 0-0, Neutral: 1-0

## PACIFIC

## PACIFIC LEADS 1-0

DATE	H/A	RESULT	SCORE
12/19/89	a	L	68-88

## SERIES

Home: 0-0, Away: 0-1, Neutral: 0-0

## PENNSYLVANIA

## GT LEADS 2-0

DATE	H/A	RESULT	SCORE
12/19/82	n	W	67-59
2/27/83	n	W	75-58

## SERIES

Home: 0-0, Away: 0-0, Neutral: 2-0

## PENN STATE

## GT LEADS 1-0

DATE	H/A	RESULT	SCORE
12/2/09	a	W	64-60

## SERIES

Home: 0-0, Away: 1-0, Neutral: 0-0

## PEPPERDINE

## GT LEADS 1-0

DATE	H/A	RESULT	SCORE
12/16/86	n	W	79-77

## SERIES

Home: 0-0, Away: 0-0, Neutral: 1-0

## PIEDMONT

## GT LEADS 4-2

DATE	H/A	RESULT	SCORE
1976-77		L	38-61
		L	40-46
1977-78		W	81-66
		W	89-71
1/25/79	h	W	78-49
2/3/79	a	W	69-68

## SERIES

Home: 1-0, Away: 1-0, Neutral: 0-0

## PITTSBURGH

## GT LEADS 3-2

DATE	H/A	RESULT	SCORE
12/30/99	h	L	69-75
2/3/14	a	W	77-66
1/18/15	h	L	72-75 (ot)
2/25/16	a	W	66-60
2/19/17	h	W	71-51

## SERIES

Home: 1-2, Away: 2-0, Neutral: 0-0

## PORTLAND STATE

## GT LEADS 2-0

DATE	H/A	RESULT	SCORE
12/21/10	a	W	69-53
12/17/13	h	W	104-54

## SERIES

Home: 1-0, Away: 1-0, Neutral: 0-0

## PRAIRIE VIEW A&amp;M

## GT LEADS 2-0

DATE	H/A	RESULT	SCORE
11/19/10	h	W	61-37
12/15/15	h	W	96-48

## SERIES

Home: 2-0, Away: 0-0, Neutral: 0-0

## PRESBYTERIAN

## GT LEADS 2-0

DATE	H/A	RESULT	SCORE
11/27/84	h	W	86-70
12/2/85	h	W	124-56

## SERIES

Home: 2-0, Away: 0-0, Neutral: 0-0

## PRINCETON

## GT LEADS 3-0

DATE	H/A	RESULT	SCORE
12/21/03	a	W	67-66
11/28/04	h	W	60-50
12/29/16	h	W	67-51

## SERIES

Home: 2-0, Away: 1-0, Neutral: 0-0

## PURDUE

## PURDUE LEADS 2-0

DATE	H/A	RESULT	SCORE
3/19/07	n	L	63-76
11/28/12	a	L	73-85

## SERIES

Home: 0-0, Away: 0-1, Neutral: 0-1

## QUEENS COLLEGE

## GT LEADS 1-0

DATE	H/A	RESULT	SCORE
1/18/84	h	W	84-56

## SERIES

Home: 1-0, Away: 0-0, Neutral: 0-0

## QUINNIPIAC

## GT LEADS 1-0

DATE	H/A	RESULT	SCORE
12/29/12	n	W	74-57

## SERIES

Home: 0-0, Away: 0-0, Neutral: 1-0

## RICHMOND

## GT LEADS 2-0

DATE	H/A	RESULT	SCORE
11/22/85	a	W	77-59
11/26/88	h	W	84-80(2ot)

## SERIES

Home: 1-0, Away: 1-0, Neutral: 0-0

## RIDER

## GT LEADS 2-1

DATE	H/A	RESULT	SCORE
12/5/90	a	W	114-72
11/29/91	h	W	115-64
12/29/93	a	L	66-69

## SERIES

Home: 1-0, Away: 1-1, Neutral: 0-0

## ROLLINS

## GT LEADS 1-0

DATE	H/A	RESULT	SCORE
1976-77		W	69-52

## SERIES

Home: 0-0, Away: 0-0, Neutral: 0-0

# SERIES HISTORY

## RUTGERS

### GT LEADS 0-1

DATE	H/A	RESULT	SCORE
11/25/11	n	L	40-59

### SERIES

Home: 0-0, Away: 0-0, Neutral: 0-1

## ST. FRANCIS (PA)

### GT LEADS 1-0

DATE	H/A	RESULT	SCORE
12/29/00	h	W	94-51

### SERIES

Home: 1-0, Away: 0-0, Neutral: 0-0

## ST. FRANCIS (NY)

### GT LEADS 4-0

DATE	H/A	RESULT	SCORE
12/29/98	h	W	90-45
12/21/99	a	W	91-60
12/20/14	a	W	65-59
11/15/15	h	W	89-51

### SERIES

Home: 2-0, Away: 2-0, Neutral: 0-0

## ST. JOHN'S

### SERIES TIED 1-1

DATE	H/A	RESULT	SCORE
12/30/02	h	W	61-53
12/17/04	a	L	65-69

### SERIES

Home: 1-0, Away: 0-1, Neutral: 0-0

## ST. JOSEPH'S

### GT LEADS 1-0

DATE	H/A	RESULT	SCORE
12/5/93	h	W	51-50

### SERIES

Home: 1-0, Away: 0-0, Neutral: 0-0

## ST. LEO'S

### GT LEADS 1-0

DATE	H/A	RESULT	SCORE
1976-77		W	69-29

### SERIES

Home: 0-0, Away: 0-0, Neutral: 0-0

## ST. MARY'S

### SERIES TIED 1-1

DATE	H/A	RESULT	SCORE
12/21/96	a	L	59-66
12/29/97	h	W	69-60(ot)

### SERIES

Home: 1-0, Away: 0-1, Neutral: 0-0

## SACRED HEART

### GT LEADS 1-0

DATE	H/A	RESULT	SCORE
3/18/12	n	W	76-50

### SERIES

Home: 0-0, Away: 0-0, Neutral: 1-0

## SAMFORD

### GT LEADS 4-0

DATE	H/A	RESULT	SCORE
11/27/98	h	W	96-62
12/21/04	h	W	64-53
12/13/15	h	W	66-55
11/11/16	h	W	62-57

### SERIES

Home: 4-0, Away: 0-0, Neutral: 0-0

## SAN DIEGO

### SERIES TIED 1-1

DATE	H/A	RESULT	SCORE
12/9/05	h	W	56-51
11/24/06	a	L	59-62

### SERIES

Home: 1-0, Away: 0-1, Neutral: 0-0

## SAN FRANCISCO

### SAN FRANCISCO LEADS 1-0

DATE	H/A	RESULT	SCORE
12/18/89	a	L	67-85

### SERIES

Home: 0-0, Away: 0-1, Neutral: 0-0

## SAN JOSE STATE

### GT LEADS 1-0

DATE	H/A	RESULT	SCORE
12/22/96	a	W	68-53

### SERIES

Home: 0-0, Away: 1-0, Neutral: 0-0

## SANTA CLARA

### SERIES TIED 1-1

DATE	H/A	RESULT	SCORE
12/16/89	a	L	66-69
12/29/91	n	W	64-61

### SERIES

Home: 0-0, Away: 0-1, Neutral: 1-0

## SAVANNAH STATE

### GT LEADS 3-2

DATE	H/A	RESULT	SCORE
1974-75		L	31-90
1975-76		L	18-141
2/12/08	h	W	82-28
2/11/09	a	W	89-34
1/21/10	h	W	80-51

### SERIES

Home: 2-0, Away: 1-0, Neutral: 0-0

## SETON HALL

### GT LEADS 3-0

DATE	H/A	RESULT	SCORE
11/29/86	h	W	72-65
12/29/95	h	W	82-67
11/27/09	n	W	57-51

### SERIES

Home: 2-0, Away: 0-0, Neutral: 1-0

## SHORTER

### SHORTER LEADS 5-1

DATE	H/A	RESULT	SCORE
1974-75		L	25-94
		L	35-80

1975-76		L	20-72
		L	31-81
		L	39-83
11/14/81	h	W	69-63

### SERIES

Home: 1-0, Away: 0-0, Neutral: 0-0

## SIU-EDWARDSVILLE

### GT LEADS 1-0

DATE	H/A	RESULT	SCORE
12/19/11	n	W	80-38

### SERIES

Home: 0-0, Away: 0-0, Neutral: 1-0

## SOUTH FLORIDA

### GT LEADS 5-0

DATE	H/A	RESULT	SCORE
2/26/83	n	W	82-65
12/18/83	a	W	68-56
2/23/84	h	W	61-46
11/29/85	h	W	95-69
11/30/90	n	W	98-58

### SERIES

Home: 2-0, Away: 1-0, Neutral: 2-0

## SOUTHERN

### SOUTHERN LEADS 2-0

DATE	H/A	RESULT	SCORE
12/14/87	h	L	66-69
12/2/01	n	L	47-56

### SERIES

Home: 0-1, Away: 0-0, Neutral: 0-1

## SOUTHERN MISSISSIPPI

### GT LEADS 1-0

DATE	H/A	RESULT	SCORE
3/16/00	h	W	76-71 (ot)

### SERIES

Home: 1-0, Away: 0-0, Neutral: 0-0

## SOUTHERN UTAH

### GT LEADS 2-0

DATE	H/A	RESULT	SCORE
2/24/90	n	W	87-75
11/29/13	n	W	85-60

### SERIES

Home: 0-0, Away: 0-0, Neutral: 2-0

## SOUTHEASTERN LA.

### GT LEADS 1-0

DATE	H/A	RESULT	SCORE
11/18/15	n	W	102-49

### SERIES

Home: 0-0, Away: 0-0, Neutral: 1-0

## SOUTHWEST MISSOURI ST.

### GT LEADS 1-0

DATE	H/A	RESULT	SCORE
11/29/03	n	W	78-71

### SERIES

Home: 0-0, Away: 0-0, Neutral: 1-0

## SPELMAN

### GT LEADS 6-0

DATE	H/A	RESULT	SCORE
1976-77		W	52-32
		W	82-47
		W	46-33
	n	W	55-43
1977-78		W	64-62
		W	84-63

### SERIES

Home: 0-0, Away: 0-0, Neutral: 1-0

## STETSON

### GT LEADS 4-0

DATE	H/A	RESULT	SCORE
2/17/83	h	W	70-53
11/26/83	h	W	96-73
12/21/83	a	W	69-62
12/4/93	h	W	75-56

### SERIES

Home: 3-0, Away: 1-0, Neutral: 1-0

## SYRACUSE

### SYRACUSE LEADS 4-1

DATE	H/A	RESULT	SCORE
11/23/12	n	L	72-75(ot)
1/12/14	a	L	70-76
2/8/15	h	L	60-65
2/7/16	a	L	52-71
1/15/17	h	W	75-66

### SERIES

Home: 1-1, Away: 0-2, Neutral: 0-1

## TEMPLE

### SERIES TIED 2-2

DATE	H/A	RESULT	SCORE
2/23/90	n	L	79-87
12/9/90	n	W	83-68
11/20/06	a	L	62-76
11/18/07	h	W	59-49

### SERIES

Home: 1-0, Away: 0-1, Neutral: 1-1

## TENNESSEE

### TENNESSEE LEADS 6-0

DATE	H/A	RESULT	SCORE
2/2/87	a	L	74-100
1/11/88	h	L	79-96
2/15/89	a	L	71-88
11/26/10	n	L	42-66
11/11/12	h	L	54-71
11/17/13	a	L	76-87

### SERIES

Home: 0-2, Away: 0-3, Neutral: 0-1

## TENNESSEE STATE

### GT LEADS 2-0

DATE	H/A	RESULT	SCORE
11/24/89	h	W	93-61
12/30/10	h	W	82-11

### SERIES

Home: 2-0, Away: 0-0, Neutral: 0-0

## TENNESSEE TECH

### GT LEADS 1-0

DATE	H/A	RESULT	SCORE
11/30/08	n	W	68-56

# SERIES HISTORY

## SERIES

Home: 0-0, Away: 0-0, Neutral: 0-1

## TENNESSEE TEMPLE

### GT LEADS 5-3

DATE	H/A	RESULT	SCORE
1975-76		L	35-55
		L	43-68
1976-77		W	55-53
		L	51-58
1977-78		W	67-49
		W	83-54
1/8/79	a	W	78-34
1/15/79	h	W	100-47

## SERIES

Home: 1-0, Away: 1-0, Neutral: 0-0

## TENNESSEE WESLEYAN

### TENNESSEE WESLEYAN LEADS 2-0

DATE	H/A	RESULT	SCORE
1976-77		L	50-74
		L	43-53

## SERIES

Home: 0-0, Away: 0-0, Neutral: 0-0

## TEXAS

### TEXAS LEADS 1-0

DATE	H/A	RESULT	SCORE
11/29/08	n	L	68-76

## SERIES

Home: 0-0, Away: 0-0, Neutral: 0-1

## TEXAS ARLINGTON

### GT LEADS 1-0

DATE	H/A	RESULT	SCORE
12/20/08	n	W	63-56

## SERIES

Home: 0-0, Away: 0-0, Neutral: 1-0

## TIFT COLLEGE

### TIFT COLLEGE LEADS 7-6

DATE	H/A	RESULT	SCORE
1974-75		L	45-82
		L	33-51
	n	L	54-65
		W	67-53
1975-76		L	50-67
		L	57-68
1976-77		L	64-72
		L	70-72
1977-78		W	72-58
		W	85-69
1/22/79	a	W	70-68
2/5/79	h	W	79-62
11/21/80	n	W	87-78

## SERIES

Home: 1-0, Away: 1-0, Neutral: 1-1

## TROY

### GT LEADS 2-0

DATE	H/A	RESULT	SCORE
12/22/05	h	W	54-38
11/14/08	h	W	73-49

## SERIES

Home: 2-0, Away: 0-0, Neutral: 0-0

## TULANE

### GT LEADS 4-1

DATE	H/A	RESULT	SCORE
1977-78		W	68-53
1/10/81	h	W	72-58
11/13/07	a	W	66-61
1/4/09	h	W	69-52
3/21/16	h	L	61-64

## SERIES

Home: 2-1, Away: 1-0, Neutral: 0-0

## TULSA

### SERIES TIED 1-1

DATE	H/A	RESULT	SCORE
12/12/04	a	L	47-55
12/18/05	h	W	54-38

## SERIES

Home: 1-0, Away: 0-1, Neutral: 0-0

## UAB

### GT LEADS 5-1

DATE	H/A	RESULT	SCORE
2/20/86	h	W	67-66
12/6/86	n	W	77-65
11/27/87	h	W	101-75
11/23/91	a	L	72-91
1/3/05	h	W	74-49
11/18/05	a	W	68-55

## SERIES

Home: 3-0, Away: 1-1, Neutral: 1-0

## UCLA

### UCLA LEADS 1-0

DATE	H/A	RESULT	SCORE
12/19/94	n	L	69-81

## SERIES

Home: 0-0, Away: 0-0, Neutral: 0-1

## USC UPSTATE

### GT LEADS 2-0

DATE	H/A	RESULT	SCORE
12/6/07	h	W	92-45
12/5/15	h	W	87-46

## SERIES

Home: 2-0, Away: 0-0, Neutral: 0-0

## UTEP

### GT LEADS 1-0

DATE	H/A	RESULT	SCORE
12/20/13	n	W	104-54

## SERIES

Home: 0-0, Away: 0-0, Neutral: 1-0

## UTAH STATE

### GT LEADS 1-0

DATE	H/A	RESULT	SCORE
12/15/86	n	W	106-40

## SERIES

Home: 0-0, Away: 0-0, Neutral: 1-0

## VALDOSTA STATE

### VALDOSTA STATE LEADS 4-0

DATE	H/A	RESULT	SCORE
12/10/79	a	L	84-113

1/18/80	h	L	65-82
1/26/81	a	L	61-68
2/21/81	h	L	68-99

## SERIES

Home: 0-2, Away: 0-2, Neutral: 0-0

## VANDERBILT

### VANDERBILT LEADS 4-2

DATE	H/A	RESULT	SCORE
1978-79	a	W	69-67
2/19/79	h	W	71-63
11/17/79	a	L	61-67
1/28/80	h	L	67-77
1/9/82	h	L	74-80
1/21/07	n	L	55-72

## SERIES

Home: 1-2, Away: 1-1, Neutral: 0-0

## VILLANOVA

### SERIES TIED 1-1

DATE	H/A	RESULT	SCORE
12/18/82	n	L	59-68
11/29/14	n	W	71-63

## SERIES

Home: 0-0, Away: 0-0, Neutral: 1-1

## VIRGINIA

### VIRGINIA LEADS 55-16

DATE	H/A	RESULT	SCORE
11/24/79	a	L	44-85
1/17/81	h	L	42-66
2/12/81	n	L	49-61
1/16/82	a	L	45-75
2/15/82	h	L	51-56
11/21/82	a	L	59-80
2/14/83	h	W	55-54
1/23/84	h	L	65-75
2/18/84	a	L	50-89
3/2/84	n	L	58-75
1/21/85	h	L	47-71
2/16/85	a	L	67-97
11/24/85	a	L	52-86
2/15/86	h	L	64-82
3/1/86	n	L	64-90
1/17/87	h	L	66-76
2/11/87	a	L	56-78
1/20/88	a	L	69-90
2/25/88	h	L	68-91
1/21/89	h	W	105-80
2/4/89	a	L	74-91
1/20/90	h	L	77-97
2/3/90	a	L	65-94
3/3/90	n	L	65-73
1/19/91	h	L	72-98
2/2/91	a	L	94-98
1/25/92	a	L	74-79
2/8/92	h	L	62-86
3/9/92	n	L	69-70
1/23/93	h	L	81-107
2/5/93	a	L	53-88
1/22/94	a	L	75-88
2/6/94	h	L	54-82
1/21/95	a	L	53-73
2/20/95	h	L	53-61
1/20/96	h	L	58-79
2/20/96	a	L	62-80
1/16/97	a	L	53-74
2/13/97	h	W	72-60
2/28/97	n	L	63-77
12/6/97	h	W	84-65
1/30/98	a	L	57-93
1/14/99	a	L	62-82
2/18/99	h	L	73-86
1/3/00	a	L	70-83
2/3/00	h	L	65-66

1/7/01	h	W	70-65
2/8/01	a	W	87-70
1/10/02	h	W	92-61
2/11/02	a	L	79-85
3/2/02	n	L	58-60
1/16/03	a	L	63-74
2/16/03	h	L	54-56
1/12/04	a	L	59-60
2/12/04	h	W	65-55
1/20/05	h	L	38-61
2/23/06	a	L	51-57
2/22/07	h	W	73-49
3/2/08	a	L	101-103(2ot)
3/7/08	n	L	43-52
3/1/09	h	W	74-66
1/24/10	a	L	55-57
1/13/11	h	W	69-48
1/25/12	h	W	63-53
1/10/13	h	L	51-62
2/3/13	a	W	65-62
2/14/14	h	W	95-76
3/6/14	n	W	77-76
1/25/15	a	W	68-62
1/17/16	h	L	67-78
2/2/17	a	L	64-65 (ot)

## SERIES

Home: 12-20, Away: 3-27, Neutral: 1-8

## VIRGINIA COMMONWEALTH

### GT LEADS 1-0

DATE	H/A	RESULT	SCORE
12/5/87	n	W	73-63

## SERIES

Home: 0-0, Away: 0-0, Neutral: 1-0

## VIRGINIA TECH

### GT LEADS 10-5

DATE	H/A	RESULT	SCORE
3/22/03	n	L	59-61
2/16/05	a	L	48-73
2/19/06	h	L	54-70
2/5/07	a	L	68-73
2/29/08	h	W	76-43
2/26/09	a	W	73-68(ot)
1/31/10	h	W	61-47
1/27/11	a	W	78-57
3/3/11	n	W	81-58
2/23/12	a	W	76-66
2/8/13	h	L	61-63
1/23/14	a	W	73-52
2/1/15	h	W	79-71
2/4/16	a	W	51-34
2/5/17	h	W	87-81

## SERIES

Home: 4-2, Away: 5-2, Neutral: 1-1

## WAGNER

### GT LEADS 2-0

DATE	H/A	RESULT	SCORE
12/29/84	a	W	81-70
12/19/00	a	W	73-50

## SERIES

Home: 0-0, Away: 2-0, Neutral: 0-0

## WAKE FOREST

### GT LEADS 42-25

DATE	H/A	RESULT	SCORE
11/25/79	n	W	94-67
2/2/80	a	L	71-80
2/10/81	h	W	78-62
1/31/82	a	W	64-53
2/23/83	h	W	93-72
2/4/84	a	L	70-79



SERIES HISTORY

2/25/84	h	W	77-74
1/5/85	a	L	49-54
2/9/85	h	L	55-77
2/1/86	h	L	60-73
2/9/86	a	L	62-75
1/12/87	a	W	95-82
2/14/87	h	W	72-70
1/23/88	h	L	66-71
2/7/88	a	L	79-87
1/8/89	a	L	57-85
2/11/89	h	W	88-82
1/6/90	h	L	52-70
2/18/90	a	L	59-73
1/6/91	a	L	72-85
2/7/91	h	W	74-67
1/8/92	h	W	74-56
2/21/92	a	W	83-66
1/10/93	a	L	70-85
2/21/93	h	W	85-72
1/9/94	h	W	70-60
2/20/94	a	L	69-70
1/12/95	h	W	83-77
2/11/95	a	L	61-66
1/10/96	a	L	67-81
2/11/96	h	W	75-65
1/19/97	a	W	80-65
2/16/97	h	W	83-67
1/11/98	a	W	80-60
2/13/98	h	W	58-53
2/26/98	n	W	78-67
1/4/99	a	L	72-77
2/3/99	h	W	74-58
1/6/00	a	W	73-62
2/6/00	h	W	60-54
1/25/01	a	L	71-79
2/25/01	h	W	79-63
1/4/02	a	W	65-56
2/3/02	h	L	61-64
1/31/03	a	W	74-70
3/3/03	h	W	77-60
1/29/04	h	L	55-57(ot)
2/20/04	a	L	61-63
3/5/04	n	L	59-61
2/6/05	a	W	40-37
1/22/06	h	W	66-61
1/28/07	a	W	58-45
1/10/08	h	W	57-47
2/3/09	a	L	60-68
1/14/10	h	W	72-66
3/5/10	n	W	52-45
1/17/11	a	W	54-46
1/12/12	h	W	71-67
2/16/12	a	W	67-52
1/31/13	h	W	89-82(ot)
2/21/13	a	W	82-64
3/7/13	n	L	67-86
1/16/14	h	W	79-63
2/28/15	a	W	67-60
2/28/16	h	W	66-51
3/3/16	n	W	67-65
1/22/17	a	L	65-70 (ot)

SERIES  
Home: 24-6, Away: 14-17, Neutral: 4-2

WASHINGTON

GT LEADS 2-0			
DATE	H/A	RESULT	SCORE
12/23/10	a	W	60-27
12/21/12	h	W	52-44

SERIES  
Home: 1-0, Away: 1-0, Neutral: 0-0

WASHINGTON STATE

GT LEADS 1-0			
DATE	H/A	RESULT	SCORE
3/29/17	h	W	69-61

SERIES

Home: 1-0, Away: 0-0, Neutral: 0-0

WEBER STATE

GT LEADS 1-0			
DATE	H/A	RESULT	SCORE
11/28/98	h	W	81-46

SERIES  
Home: 1-0, Away: 0-0, Neutral: 0-0

WEST GEORGIA

WEST GEORGIA LEADS 3-2			
DATE	H/A	RESULT	SCORE
1975-76		L	35-97
		L	38-83
1977-78	n	L	79-94
1/11/81	h	W	57-55
1/30/85	h	W	69-67

SERIES  
Home: 2-0, Away: 0-0, Neutral: 0-1

WEST VIRGINIA

WEST VIRGINIA LEADS 2-0			
DATE	H/A	RESULT	SCORE
2/16/83	h	L	78-86(ot)
11/28/03	n	L	61-75

SERIES  
Home: 0-1, Away: 0-0, Neutral: 0-1

WESTERN CAROLINA

GT LEADS 6-0			
DATE	H/A	RESULT	SCORE
2/22/85	h	W	83-61
2/4/87	h	W	85-47
2/1/89	h	W	69-46
1/2/91	h	W	94-71
12/28/95	h	W	88-48
11/10/13	h	W	87-47

SERIES  
Home: 6-0, Away: 0-0, Neutral: 0-0

WESTERN MICHIGAN

GT LEADS 1-0			
DATE	H/A	RESULT	SCORE
12/29/99	h	W	95-89 (ot)

SERIES  
Home: 1-0, Away: 0-0, Neutral: 0-0

WILLIAM & MARY

GT LEADS 3-0			
DATE	H/A	RESULT	SCORE
12/8/90	n	W	78-60
12/29/96	h	W	78-53
12/31/03	h	W	67-57

SERIES  
Home: 2-0, Away: 0-0, Neutral: 1-0

WINSTON-SALEM STATE

GT LEADS 1-0			
DATE	H/A	RESULT	SCORE
1/4/07	h	W	75-43

SERIES  
Home: 1-0, Away: 0-0, Neutral: 0-0

WINTHROP

GT LEADS 4-0			
DATE	H/A	RESULT	SCORE
11/25/88	h	W	83-61
12/30/90	h	W	124-47
12/18/08	n	W	65-27
11/13/09	h	W	63-30

SERIES  
Home: 3-0, Away: 0-0, Neutral: 1-0

WISCONSIN-GREEN BAY

WISCONSIN GREEN-BAY LEADS 2-1			
DATE	H/A	RESULT	SCORE
3/26/92	n	W	78-77
11/26/11	n	L	62-67(ot)
11/28/14	n	L	50-71

SERIES  
Home: 0-0, Away: 0-0, Neutral: 1-2

WISCONSIN-MILWAUKEE

GT LEADS 1-0			
DATE	H/A	RESULT	SCORE
11/24/12	n	W	66-57

SERIES  
Home: 0-0, Away: 0-0, Neutral: 1-0

# RANKINGS HISTORY

## TECH IN FINAL POLLS

YEAR	RECORD	AP	USA TODAY
2011	24-11	24	--
2012	26-9	15	10

## TECH IN AP TOP 25

<b>Last time ranked in AP Top 25</b>	Preseason, 2012-13 (#22)
<b>Last time ranked in AP Top 10</b>	N/A
<b>Weeks ranked in AP poll</b>	35
<b>Weeks ranked in Top 10</b>	N/A
<b>Weeks ranked in Top 5</b>	N/A
<b>Highest AP Ranking</b>	#15 - March 12, 2012
<b>vs. AP Top 25 all-time</b>	34-244
<b>vs. AP Top 10 all-time</b>	10-115
<b>vs. AP Number 1 all-time</b>	0-10
<b>under MaChelle Joseph vs. AP Top 25</b>	13-85
<b>under MaChelle Joseph vs. AP Top 10</b>	4-49
<b>under MaChelle Joseph vs. AP Number 1</b>	0-5

## TECH VS. NO. 1

DATE	OPPONENT	W/L	SCORE
Nov. 29, 1984	Georgia	L	69-100
Jan. 19, 1991	Virginia	L	72-68
Jan. 27, 1992	at Maryland	L	54-75
March 9, 1992	vs. Virginia	L	69-70
Jan. 13, 2003	Duke	L	59-79
Jan. 8, 2015	Duke	L	41-81
Feb. 5, 2006	North Carolina	L	56-75
Nov. 16, 2008	at Connecticut	L	71-82
Nov. 21, 2010	Connecticut	L	51-71
March 24, 2012	vs. Baylor	L	68-83

## TECH VS. TOP 10

DATE	OPPONENT	W/L	SCORE
Nov. 27, 1979	at #11 Maryland	L	78-94
Jan. 12, 1980	at #8 NC State	L	38-97
Feb. 8, 1980	vs. #9 NC State	L	48-99
Jan. 3, 1981	#9 NC State	L	55-74
Jan. 4, 1982	#7 NC State	L	62-76
Jan. 30, 1982	at #5 NC State	L	48-75
Feb. 17, 1982	at #9 Maryland	L	64-77
Dec. 16, 1982	at #3 Maryland	L	64-88
Jan. 10, 1983	#3 Maryland	L	57-69
Dec. 2, 1983	#3 Georgia	L	52-89
Dec. 14, 1983	at #9 Maryland	L	59-80
Nov. 29, 1984	#1 Georgia	L	69-100
Dec. 4, 1985	at #2/2 Georgia	L	58-93
Feb. 15, 1986	#5 Virginia	L	64-82
March 1, 1986	vs. #3 Virginia	L	64-90
Jan. 17, 1987	#4 Virginia	L	66-76
Feb. 2, 1987	at #3 Tennessee	L	74-100
Feb. 11, 1987	at #8 Virginia	L	56-78
Jan. 11, 1988	#4 Tennessee	L	79-96
Jan. 20, 1988	at #7 Virginia	L	69-90
Feb. 25, 1988	#9 Virginia	L	68-91
Nov. 28, 1988	#3 Georgia	L	58-73
Jan. 4, 1989	#5 Maryland	L	60-85
Feb. 6, 1989	at #6 Maryland	L	74-106
Feb. 15, 1989	at #3 Tennessee	L	71-88
Nov. 29, 1989	at #4 Georgia	L	70-85
Jan. 2, 1990	#6 NC State	W	79-78
Jan. 20, 1990	at #9 Virginia	L	77-97
Feb. 16, 1990	at #9 NC State	L	55-80
Jan. 4, 1991	at #2 NC State	L	79-97
Jan. 19, 1991	#1 Virginia	L	72-98
Feb. 2, 1991	at #1 Virginia	L	94-98
Feb. 16, 1991	#7 NC State	L	74-98
Jan. 25, 1992	at #2 Virginia	L	74-79

Jan. 27, 1992	at #1 Maryland	L	54-75
Feb. 8, 1992	#2 Virginia	L	62-86
Feb. 17, 1992	#4 Maryland	L	63-71
March 7, 1992	#4 Maryland	W	68-67
March 9, 1992	#1 Virginia	L	69-70
Jan. 14, 1993	#3 Maryland	L	66-77
Feb. 7, 1993	at #7 Maryland	L	70-75
Jan. 16, 1994	at #4 North Carolina	L	51-87
Feb. 12, 1994	#3 North Carolina	L	79-89
March 5, 1994	vs. #5 North Carolina	L	55-78
Jan. 7, 1995	at #4 North Carolina	L	62-74
Feb. 20, 1995	#6 Virginia	L	53-61
Jan. 20, 1996	#7 Virginia	L	58-79
Nov. 29, 1996	#9 Notre Dame	L	69-76
Jan. 5, 1997	#7 NC State	W	73-72
Jan. 30, 1997	#6 North Carolina	L	77-80
Feb. 13, 1997	#9 Virginia	W	72-60
Dec. 6, 1997	#9 Virginia	W	84-65
Jan. 8, 1998	#8 North Carolina	L	48-69
Feb. 1, 1998	at #7 NC State	L	60-85
Feb. 8, 1998	at #5 North Carolina	L	58-85
Feb. 27, 1998	#8 Duke	L	56-100
Dec. 3, 1998	at #9 North Carolina	L	68-85
Jan. 18, 1999	#5 Georgia	L	82-88
Jan. 24, 1999	#7 North Carolina	W	91-84
Feb. 7, 1999	#9 Duke	L	73-74
Nov. 30, 1999	#6 NC State	L	70-80
Jan. 20, 2000	vs. #7 Georgia	L	58-86
Dec. 8, 2000	#5 Georgia	L	61-78
Jan. 11, 2001	at #5 Duke	L	83-86
Feb. 12, 2001	#4 Duke	L	54-74
Dec. 27, 2001	#10 Georgia	L	52-69
Dec. 30, 2001	#6 Duke	L	60-76
Jan. 31, 2002	at #5 Duke	L	50-86
Nov. 17, 2002	at #5 Kansas St.	L	59-83
Jan. 13, 2003	#1 Duke	L	59-79
Feb. 2, 2003	at #7 North Carolina	L	64-76
Feb. 13, 2003	at #Duke	L	43-82
March 9, 2003	vs #2 Duke	L	52-76
Jan. 8, 2004	#1 Duke	L	45-77
Feb. 7, 2004	at #2 Duke	L	41-81
Dec. 3, 2004	#6 Georgia	W	55-49
Jan. 17, 2005	at #1 Duke	L	59-82
Feb. 20, 2005	#3 Duke	L	55-73
Jan. 11, 2006	#2 Duke	L	59-67
Jan. 18, 2006	at #4 North Carolina	L	56-85
Jan. 26, 2006	at #6 Maryland	L	71-79
Feb. 5, 2006	#1 North Carolina	L	56-75
Dec. 3, 2006	#8 Georgia	L	69-79
Jan. 2, 2007	#2 North Carolina	L	57-69
Jan. 10, 2007	at #3 Duke	L	51-83
Feb. 1, 2007	#4 Maryland	W	77-72
March 2, 2007	#6 Maryland	L	59-75
Dec. 2, 2007	at #7 Georgia	L	64-71
Jan. 5, 2008	at #4 North Carolina	L	78-99
Jan. 20, 2008	at #4 Maryland	L	95-99 (20T)
Jan. 24, 2008	#10 Duke	L	47-73
Feb. 10, 2008	#3 North Carolina	L	61-75
Nov. 16, 2008	at #1 Connecticut	L	71-82
Nov. 29, 2008	vs. #9 Texas	L	68-76
Jan. 22, 2009	#2 North Carolina	W	66-62
Jan. 25, 2009	at #4 Duke	L	34-60
Feb. 15, 2009	at #8 North Carolina	L	50-73
March 24, 2009	vs. #4 Oklahoma	L	50-69
Jan. 6, 2010	at #7 North Carolina	L	78-89
Feb. 15, 2010	#10 Florida State	L	59-69
Feb. 19, 2010	#8 Duke	L	50-64
March 6, 2010	vs. #9 Duke	L	55-67
Nov. 21, 2010	#1 Connecticut	L	51-71
Nov. 26, 2010	#4 Tennessee	L	42-66
Jan. 6, 2011	#8 North Carolina	W	71-70
Jan. 21, 2011	at #3 Duke	L	32-69

March 5, 2011	vs. #8 Duke	L	66-74
Jan. 6, 2012	at #5 Maryland	L	74-77
Jan. 18, 2012	#5 Duke	L	62-79
Feb. 6, 2012	#8 Maryland	L	56-64
March 5, 2012	vs. #6 Maryland	L	65-68
March 24, 2012	vs. #1 Baylor	L	68-83
Dec. 2, 2012	#8 Georgia	L	50-60
Dec. 6, 2012	at #4 Duke	L	52-85
Jan. 20, 2013	#10 Maryland	L	57-66
Nov. 17, 2013	at #4 Tennessee	L	76-87
Jan. 5, 2014	#4 Duke	L	47-64
Jan. 19, 2014	at #6 Maryland	L	81-92
Feb. 17, 2014	at #2 Notre Dame	L	72-87
Jan. 2, 2015	#7 Louisville	L	48-75
Jan. 11, 2015	at #8 North Carolina	L	81-96
Jan. 22, 2015	at #6 Notre Dame	L	76-89
Jan. 30, 2015	#9 Florida State	L	62-82
Feb. 19, 2015	#4 Notre Dame	L	61-71
Dec. 30, 2015	#3 Notre Dame	L	76-85
Jan. 28, 2016	#3 Notre Dame	L	42-54
March 4, 2016	#6 Louisville	L	50-60
Jan. 2, 2017	#7/2 Notre Dame	L	38-55
Jan. 17, 2017	#9/8 Louisville	L	51-91
Jan. 26, 2017	#6 Florida State	L	63-69
Feb. 12, 2017	#7 Notre Dame	L	69-90

<b>Last win vs. Top 10 Team:</b>	Jan. 6, 2011
<b>Last home win vs. Top 10 team:</b>	Jan. 6, 2011
<b>Last road win vs. Top 10 team:</b>	N/A
<b>Last ACC win vs. Top 10 team:</b>	Jan. 6, 2011

## WINS AGAINST RANKED TEAMS

DATE	OPPONENT	H/A	SCORE
Jan. 6, 1987	#13 Maryland	H	81-80 (OT)
Jan. 21, 1989	#13 Virginia	H	105-80
Jan. 2, 1990	#6 NC State	H	79-78
Jan. 18, 1990	#15 Maryland	H	70-68
Jan. 17, 1992	#16 NC State	H	83-72
Feb. 4, 1992	at #18 Clemson	A	59-57
March 7, 1992	vs. #4 Maryland	N	68-67
March 8, 1992	vs. #18 Clemson	N	74-73
Jan. 15, 1993	#15 North Carolina	H	73-63
Jan. 25, 1996	#18 Clemson	H	55-38
Feb. 25, 1996	at #17 Clemson	A	72-62
Jan. 5, 1997	#7 NC State	H	73-72
Feb. 13, 1997	#9 Virginia	H	72-60
Dec. 6, 1997	#9 Virginia	H	84-65
Dec. 5, 1998	at #17/14 NC State	A	74-73
Jan. 24, 1999	#7/6 North Carolina	H	91-84
Jan. 13, 2000	#15/12 North Carolina	H	55-44
Feb. 24, 2000	at #14/11 NC State	A	69-52
March 4, 2000	vs. #15/14 NC State	N	71-62
Jan. 7, 2001	#25 Virginia	H	70-65
Feb. 8, 2001	at #24 Virginia	A	87-70
Jan. 17, 2002	at #17/15 North Carolina	A	81-62
Dec. 27, 2002	vs. #24/22 Georgia	N	55-49
Dec. 3, 2004	#6/6 Georgia	H	55-49
Feb. 1, 2007	#4/4 Maryland	H	77-72
Dec. 3, 2008	#21/24 Michigan St.	H	70-57
Jan. 22, 2009	#2/3 North Carolina	H	66-62
March 1, 2009	#22/19 Virginia	H	74-66
Dec. 5, 2010	#21/22 Georgia	H	69-53
Jan. 6, 2011	#8/8 North Carolina	H	71-70
Feb. 24, 2011	at #13/16 North Carolina	A	64-57
March 4, 2011	vs. #13/15 Maryland	N	70-64
Feb. 12, 2012	at #23/RV North Carolina	A	56-64
March 20, 2012	vs. #17/16 Georgetown	N	76-64
Feb. 6, 2014	#13/11 North Carolina	H	94-91
Feb. 26, 2015	#16/17 Duke	H	71-62
Jan. 15, 2017	#24 Syracuse	H	75-66

# RANKINGS HISTORY

## Overall (37 wins)

**Most Points Scored:** 105 vs. #13 Virginia (1/21/89)

**Largest Margin of Victory:** 25, 105-80 vs. #13 Virginia (1/21/89)

**Highest Ranked Opponent Beaten:** #2/3 North Carolina (1/22/09)

**Home Wins:** 23

**Away Wins:** 8

**Neutral Wins:** 6

## Under Coach Joseph (14 wins)

**Most Points Scored:** 94 vs. #13/11 North Carolina (2/6/14)

**Largest Margin of Victory:** 13, 70-57 vs. #21/24 Mich. St. (12/3/08)

**Highest Ranked Opponent Beaten:** #2/3 North Carolina (1/22/09)

**Home Wins:** 10

**Away Wins:** 2

**Neutral Wins:** 2

## NATIONAL POLL HISTORY

SEASON	DATE	AP	USA TODAY
1992-93	Dec. 22, 1992	25	25
	Dec. 29, 1992	23	21
	Jan. 5, 1993	23	23
	Jan. 12, 1993	23	25
	Jan. 26, 1993	24	
2007-08	Jan. 21, 2008	23	23
2008-09	Dec. 15, 2008	25	
	Dec. 22, 2008	23	25
	Dec. 29, 2008	23	24
	Jan. 5, 2009	22	22
	Jan. 12, 2009	24	25
2009-10	Preseason	19	
	Nov. 30, 2009	23	
	Dec. 14, 2009	25	
	Dec. 21, 2009	24	
	Dec. 28, 2009	24	
	Jan. 4, 2010	20	
	Jan. 11, 2010	21	
	Jan. 18, 2010	22	
	Jan. 25, 2010	25	
	Feb. 1, 2010	21	
	Feb. 8, 2010	21	
	Feb. 15, 2010	19	
	Feb. 23, 2010	22	
	Jan. 24, 2011	25	
2010-11	Jan. 31, 2010	25	
	March 7, 2011	24	
	Nov 22, 2011		25
2011-12	Jan. 24, 2012		24
	Jan. 30, 2012	24	22
	Feb. 6, 2012	22	23
	Feb. 13, 2012	20	22
	Feb. 20, 2012	17	19
	Feb. 27, 2012	15	18
	March 5, 2012	15	13
	March 12, 2012	15	
	April 4, 2012		10
	Preseason	22	20
2012-13	Preseason	22	20



## ACC TOURNAMENT RESULTS

## YEAR-BY-YEAR RESULTS

**1980, College Park, Md.**

QF #1 NC State def. #8 GT, 99-48

**1981, Clemson, S.C.**

QF #2 Virginia def. #7 GT, 61-49

**1982, Raleigh, N.C.**

QF #4 Clemson def. #5 GT, 62-54

**1983, Fayetteville, N.C.**

QF #2 UNC def. #7 GT, 85-80

**1984, Fayetteville, N.C.**

QF #1 Virginia def. #8 GT, 75-58

**1985, Fayetteville, N.C.**

QF #1 NC State def. #8 GT, 87-60

**1986, Fayetteville, N.C.**

QF #1 Virginia def. #8 GT, 90-64

**1987, Fayetteville, N.C.**

QF #3 UNC def. #6 GT, 64-54

**1988, Fayetteville, N.C.**

QF #2 Maryland def. #7 GT, 102-74

**1989, Fayetteville, N.C.**

QF #3 Clemson def. #6 GT, 94-74

**1990, Fayetteville, N.C.**

QF #2 Virginia def. #7 GT, 73-65

**1991, Fayetteville, N.C.**

QF #2 Maryland def. #7 GT, 91-73

**1992, Rock Hill, S.C.**

QF #7 GT def. #2 Maryland, 68-67

SF #7 GT def. #3 Clemson, 74-73

CG #1 Virginia def. #7 GT, 70-69

**1993, Rock Hill, S.C.**

QF #5 Clemson def. #4 GT, 87-66

**1994, Rock Hill, S.C.**

QF #2 UNC def. #7 GT, 78-55

**1995, Rock Hill, S.C.**

QF #3 NC State def. #6 GT, 88-70

**1996, Rock Hill, S.C.**

1R #9 FSU def. #8 GT, 64-51

**1997, Charlotte, N.C.**

QF #2 Virginia def. #7 GT, 77-63

**1998, Charlotte, N.C.**

1R #8 GT def. #9 Wake Forest, 78-67

QF #1 Duke def. #8 GT, 100-56

**1999, Charlotte, N.C.**

QF #3 UNC def. #6 GT, 87-71

**2000, Greensboro, N.C.**

QF #6 GT def. #3 NC State, 71-62

SF #2 Duke def. #6 GT, 77-56

**2001, Greensboro, N.C.**

1R #7 UNC def. #8 GT, 79-64

**2002, Greensboro, N.C.**

QF #4 Virginia def. #5 GT, 60-58

**2003, Greensboro, N.C.**

QF #5 GT def. #4 FSU, 64-59

SF #1 Duke def. #5 GT, 76-52

**2004, Greensboro, N.C.**

1R #9 Wake Forest def. #8 GT, 61-59

**2005, Greensboro, N.C.**

1R #9 Miami def. #8 GT, 60-58

**2006, Greensboro, N.C.**

1R #11 GT def. #6 Miami, 79-62

QF #3 Maryland def. #11 GT, 71-66

**2007, Greensboro, N.C.**

1R #6 GT def. #11 Miami, 66-52

QF #3 Maryland def. #6 GT, 75-59

**2008, Greensboro, N.C.**

1R #5 GT def. #12 Miami, 76-49

QF #4 Virginia def. #5 GT, 52-43

**2009, Greensboro, N.C.**

1R #12 Clemson def. #5 GT, 81-69

**2010, Greensboro, N.C.**

QF #4 GT def. #5 Wake Forest, 52-45

SF #1 Duke def. #4 GT, 67-55

**2011, Greensboro, N.C.**

1R #5 GT def. #12 VT, 81-58

QF #5 GT def. #4 Maryland, 70-64

SF #1 Duke def. #5 GT, 74-66

**2012, Greensboro, N.C.**

QF #4 GT def. #5 UNC, 54-53

SF #4 GT def. #9 NCSU, 81-67

CG #3 Maryland def. #4 GT, 68-65

**2013, Greensboro, N.C.**

1R #10 WF def. #7 GT, 86-67

**2014, Greensboro, N.C.**

2R #7 GT def. #10 Virginia, 77-76

QF #2 Duke def. #7 GT, 82-52

**2015, Greensboro, N.C.**

1R #11 GT def. #14 Clemson, 80-53

2R #6 North Carolina def. #11 GT, 84-64

**2016, Greensboro, N.C.**

2R #7 GT def. #10 Wake Forest, 67-65

QF #2 Louisville def. #7 GT, 60-50

**2017, Conway, S.C.**

1R #10 GT def. #15 Boston College, 71-67

2R #7 Miami def. #10 GT, 87-71

## ROUND-BY-ROUND RESULTS

**ACC First Round (7-6)**

1996 #9 FSU def. #8 GT, 64-51

1998 #8 GT def. #9 WF, 78-67

2001 #7 UNC def. #8 GT, 79-64

**2004 #9 WF def. #8 GT, 61-59****2005 #9 Miami def. #8 GT, 60-58****2006 #11 GT def. #6 Miami, 79-62****2007 #6 GT def. #11 Miami, 66-52****2008 #5 GT def. #12 Miami, 76-49****2009 #12 CU def. #5 GT, 81-69****2011 #5 GT def. #12 VT, 81-58****2013 #10 WF def. #7 GT, 86-67****2015 #11 GT def. #14 Clemson, 80-53****2017 #10 GT def. #15 Boston College, 71-67****ACC Second Round (2-2)****2014 #7 GT def. #10 Virginia, 77-76****2015 #6 UNC def. #11 GT, 84-64****2016 #7 GT def. #10 Wake Forest, 67-65****2017 #7 Miami def. #10 GT, 87-71****ACC Quarterfinals (6-24)**

1980 #1 NCST def. #8 GT, 99-48

1981 #2 Virginia def. #7 GT, 61-49

1982 #4 CU def. #5 GT, 62-54

1983 #2 UNC def. #7 GT, 85-80

1984 #1 Virginia def. #8 GT, 75-58

1985 #1 NCST def. #8 GT, 87-60

1986 #1 Virginia def. #8 GT, 90-64

1987 #3 UNC def. #6 GT, 64-54

1988 #2 Md def. #7 GT, 102-74

1989 #3 CU def. #6 GT, 94-74

1990 #2 Virginia def. #7 GT, 73-65

1991 #2 Md def. #7 GT, 91-73

1992 #7 GT def. #2 Md, 68-67

1993 #5 CU def. #4 GT, 87-66

1994 #2 UNC def. #7 GT, 78-55

1995 #3 NCST def. #6 GT, 88-70

1997 #2 Virginia def. #7 GT, 77-63

1998 #1 Duke def. #8 GT, 100-56

1999 #3 UNC def. #6 GT, 87-71

2000 #6 GT def. #3 NCST, 71-62

2002 #4 Virginia def. #5 GT, 60-58

2003 #5 GT def. #4 FSU, 64-59

**2006 #3 Md def. #11 GT, 71-66****2007 #3 Md def. #6 GT, 75-59****2008 #4 Virginia def. #5 GT, 52-43****2010 #4 GT def. #5 WF, 52-45****2011 #5 GT def. #4 Md, 70-64****2012 #4 GT def. #5 UNC, 54-53****2014 #2 Duke def. #7 GT, 82-52****2016 #2 Louisville def. #7 GT, 60-50****ACC Semifinals (2-4)**

1992 #7 GT def. #3 CU, 74-73

2000 #2 Duke def. #6 GT, 77-56

2003 #1 Duke def. #5 GT, 76-52

**2010 #1 Duke def. #4 GT, 67-55****2011 #1 Duke def. #5 GT, 74-66****2012 #4 GT def. #9 NCST, 81-67****ACC Championship Game (0-2)**

1992 #1 Virginia def. #7 GT, 70-69

**2012 #3 Md def. #4 GT, 68-65***Bold italics indicate Joseph era.***Coach Joseph in the ACC Tournament:****Overall:** 11-13**First Round:** 6-4**Second Round:** 1-2**Quarterfinals:** 3-4**Semifinals:** 1-2**Championship:** 0-1**ACC Tournament Fact**

Georgia Tech became the lowest seeded team in ACC Tournament history to qualify for the championship game in 1992 when the seventh-seeded Jackets scored a pair of one-point victories over nationally-ranked Maryland and Clemson to reach the final. Tech topped the second-seeded and fourth-ranked Terrapins, 68-67, in the first round and edged the third-seeded and 18th-ranked Tigers, 74-73, in the semifinals. In the championship game, Tech battled top-seeded and top-ranked Virginia tough, before falling by a one-point margin, 70-69.

# POSTSEASON TOURNAMENT RESULTS

## NCAA TOURNAMENT

The Yellow Jackets made their first appearance in the NCAA Tournament in 1992-93 with a 16-10 record and an 8-8 ACC mark. Tech didn't return to the NCAA Tournament for 10 years, making its next trip in 2003, but the Jackets have participated in every Big Dance since from 2007 - 2012. In 2012, Georgia Tech made its breakthrough to reach the program's first Sweet 16 with a 76-64 win against Georgetown in the second round.

### 1993: Midwest Region

Evanston, Ill.  
M17 64 at Northwestern L, 62-90

### 2003: East Region

West Lafayette, Ind.  
#10 seed  
M22 64 vs. #7 Virginia Tech L, 59-61

### 2007: Dallas Region

Minneapolis, Minn.  
#7 Seed  
M17 64 vs. #10 DePaul W, 55-54  
M19 32 vs. #2 Purdue L, 63-76

### 2008: Greensboro Region

Des Moines, Iowa  
#10 seed  
M22 64 vs. #7 Iowa State L, 55-58

### 2009: Oklahoma City Region

Iowa City, Iowa  
#9 seed  
M22 64 vs. #8 Iowa W, 76-62  
M24 32 vs. #1 Oklahoma L, 50-69

### 2010: Kansas City Region

Norman, Oklahoma  
#6 seed  
M21 64 vs. #11 Arkansas Little Rock L, 53-63

### 2011: Dayton Region

Columbus, Ohio  
#5 seed  
M19 64 vs. #12 Bowling Green W, 69-58  
M21 32 at #4 Ohio State L, 60-67

### 2012: Des Moines Region

Chapel Hill, N.C.  
#4 seed  
M18 64 vs. #13 Sacred Heart W, 76-50  
M20 32 vs. #5 Georgetown W, 76-64  
Des Moines, Iowa  
M24 16 vs. #1 Baylor L, 68-83

### 2014: Louisville Region

Baton Rouge, La.  
#10 seed  
M23 64 at #7 LSU L, 78-98

### Georgia Tech All-Time NCAA Record

Overall: 5-9  
Round of 64: 4-5  
Round of 32: 1-3  
Sweet 16: 0-1  
Neutral Site: 4-6  
Opponent Site: 1-3

### Head Coach MaChelle Joseph NCAA Record

Overall: 5-7  
Round of 64: 4-3  
Round of 32: 1-3  
Sweet 16: 0-1

### Georgia Tech vs. Conferences in NCAA Tournament

Big 12: 0-3  
BIG EAST: 2-1  
Big Ten: 1-3  
Mid-American: 1-0  
Northeast: 1-0  
SEC: 0-1  
Sun Belt: 0-1



The Yellow Jackets made it to the NCAA Tournament for the first time under Joseph in 2007 which was the first of six-straight appearances in the Big Dance under Joseph from 2007-12.

## WNIT

In the first postseason appearance in school history, Georgia Tech's women's basketball team captured the 1992 National Women's Invitational Tournament in Amarillo, Texas. En route to the title, the Jackets defeated Wisconsin-Green Bay, 78-77, in the first round, Nebraska, 73-68, in the semifinals, and Hawaii, 90-72, in the championship game. The 1992 WNIT not only marked Tech's first postseason appearance, but it also marked the first WNIT title for an ACC school. In 1998, the WNIT switched names to the WNIT.

### 1992: Cal Farley Coliseum; Amarillo, Texas (WNIT)

M26 Wisconsin-Green Bay W 78-77  
M27 Nebraska W 73-68  
M28 Hawaii W 90-72

### 2000: Multiple Sites (WNIT)

M16 Southern Mississippi(1) W 76-71 (ot)  
M18 at Chattanooga(2) W 81-74  
M21 at Arkansas(3) L 67-78

### 2001: Humphrey Coliseum; Starkville, Miss.(WNIT)

M15 Mississippi State L 73-77

### 2002: Alexander Memorial Coliseum; Atlanta, Ga.(WNIT)

M13 Miami L 64-73

### 2015: Multiple Sites (WNIT)

M19 Elon W 69-47  
M22 at Ole Miss (5) L 48-63

### 2016: McCamish Pavilion, Atlanta, Ga. (WNIT)

M17 Mercer W 73-56  
M21 Tulane L 61-64

### 2017: Multiple Sites (WNIT)

M16 Jacksonville (4) W 71-55  
M19 UCF (4) W 63-51  
M23 MTSU (4) W 70-57  
M26 Alabama (4) W 76-66  
M29 Washington State (4) W 69-61  
A1 at Michigan (6) L 79-89 (ot3)

(1): Alexander Memorial Coliseum, Atlanta, Ga.  
(2): McKenzie Arena, Chattanooga, Tenn.  
(3): Arkansas Arena, Fayetteville, Ark.  
(4): McCamish Pavilion, Atlanta, Ga.  
(5): Tad Smith Coliseum, Oxford, Miss.  
(6): Caithan Hall, Detroit, Mich.  
Four Tournaments: Won 6 Lost 4

1992 NWIT Champions

## OTHER POSTSEASON TOURN.

### 1975 GAIW State Tournament

vs. Fort Valley L 39-76  
vs. Tift L 54-65

### 1976 GAIW State Tournament

vs. Berry L 41-109  
vs. North Georgia L 35-69

### 1977 GAIW State Tournament

vs. Morris Brown W 75-27  
vs. Spelman W 55-43

### 1978 GAIW State Tournament

vs. West Georgia L 79-94

### 1979 GAIW State Tournament

vs. Berry L 68-92

### 1980 GAIW State Tournament

F. 21 at Georgia Southern L 51-87

### 1981 GAIW State Tournament

F. 26 vs. Georgia L 70-89

Seven Tournaments: Won 2 Lost 8



# HONORS & AWARDS

## ALL-AMERICANS

### JOYCE PIERCE

1993 - KODAK/WBCA HONORABLE MENTION



### KISHA FORD

1997 - ASSOCIATED PRESS HONORABLE MENTION  
1997 - KODAK/WBCA HONORABLE MENTION



### SONJA MALLORY

2003 - KODAK/WBCA HONORABLE MENTION



### ALEX MONTGOMERY

2011 - KODAK/WBCA HONORABLE MENTION



### TYAUNNA MARSHALL

2013 - ASSOCIATED PRESS HONORABLE MENTION  
2014 - ASSOCIATED PRESS HONORABLE MENTION  
2013 - KODAK/WBCA HONORABLE MENTION



### AALIYAH WHITESIDE

2016 - WBCA HONORABLE MENTION



### FRESHMAN ALL-AMERICA

Kisha Ford	1994	Basketball Times
Niesha Butler	1999	Women's Basketball Journal
		Women's Basketball News Service
Tyanna Marshall	2011	Full Court Press (Third Team)

### MCDONALD'S HIGH SCHOOL ALL-AMERICA

Kasha Terry	2002
Kaela Davis	2013

### STREET & SMITH'S HIGH SCHOOL ALL-AMERICA

Janie Mitchell	2002	Honorable Mention
Nia Josiah	2003	Honorable Mention
Jill Ingram	2003	Honorable Mention
Daphne Mitchell	2003	Honorable Mention
Janie Mitchell	2003	Honorable Mention
Nia Josiah	2004	Honorable Mention
April Phillips	2004	Honorable Mention
Tiffany Blackmon	2005	Honorable Mention
Angel Buie	2005	Honorable Mention
Nia Josiah	2005	Honorable Mention
lasia Hemingway	2007	Honorable Mention
Alex Montgomery	2007	Honorable Mention

### PARADE HIGH SCHOOL ALL-AMERICA

Jackie Farmer	1987
Aisha Howard	1996
lasia Hemingway	2007
Alex Montgomery	2007

### WBCA HIGH SCHOOL ALL-AMERICA

Kasha Terry	2002	
Jillian Ingram	2004	Honorable Mention
lasia Hemingway	2007	
Kaela Davis	2013	

### ALL STAR GIRLS REPORT HIGH SCHOOL ALL-AMERICA

Jillian Ingram	2004	Fourth Team
Daphne Mitchell	2004	Fourth Team
Janie Mitchell	2004	Fifth Team

## ACC AWARDS

Beginning with the 2012-13 season, the ACC released separate coaches and media All-ACC teams.

### ALL-ACC

#### BY NAME:

Ardossi, Brigitte	2010	2nd
Bootz, Delores	1986	2nd
Bootz, Delores	1987	2nd
Bootz, Delores	1988	2nd
Butler, Niesha	1999	2nd
Butler, Niesha	2001	3rd
Davis, Kaela	2014	2nd (Coaches; Media)
Davis, Kaela	2015	1st (Coaches; Media)
Ford, Kisha	1995	2nd
Ford, Kisha	1996	2nd
Ford, Kisha	1997	1st
Goodlett, Sasha	2012	2nd
Higgs, Stephanie	2005	Honorable Mention
Higgs, Stephanie	2007	3rd
Lounsbury, Karen	1990	2nd
Mallory, Sonja	2002	2nd
Mallory, Sonja	2003	1st
Marshall, Tyanna	2011	3rd
Marshall, Tyanna	2012	2nd
Marshall, Tyanna	2013	1st (Coaches; Media)
Marshall, Tyanna	2014	1st (Coaches; Media)
Martinez, Milli	2002	2nd
Mitchell, Janie	2007	Honorable Mention
Mitchell, Janie	2008	3rd
Montgomery, Alex	2009	3rd
Montgomery, Alex	2010	3rd
Montgomery, Alex	2011	2nd
Neal, Ida	1989	1st
Nnamaka, Chioma	2008	Honorable Mention
Pierce, Joyce	1991	2nd
Pierce, Joyce	1992	2nd
Pierce, Joyce	1993	2nd
Stewart, Alex	2003	3rd
Stewart, Alex	2004	Honorable Mention
Stokes, Fallon	2003	3rd
Stokes, Fallon	2004	2nd
Tate, Regina	2002	3rd



# HONORS & AWARDS

Walker, Marielle	1988	2nd
Whiteside, Aaliyah	2016	1st

## BY YEAR:

Bootz, Delores	1986	2nd
Bootz, Delores	1987	2nd
Bootz, Delores	1988	2nd
Walker, Marielle	1988	2nd
Neal, Ida	1989	1st
Lounsbury, Karen	1990	2nd
Pierce, Joyce	1991	2nd
Pierce, Joyce	1992	2nd
Pierce, Joyce	1993	2nd
Ford, Kisha	1995	2nd
Ford, Kisha	1996	2nd
Ford, Kisha	1997	1st
Butler, Niesha	1999	2nd
Butler, Niesha	2001	3rd
Mallory, Sonja	2002	2nd
Martinez, Milli	2002	2nd
Tate, Regina	2002	3rd
Mallory, Sonja	2003	1st
Stewart, Alex	2003	3rd
Stokes, Fallon	2003	3rd
Stewart, Alex	2004	Honorable Mention
Stokes, Fallon	2004	2nd
Higgs, Stephanie	2005	Honorable Mention
Higgs, Stephanie	2007	3rd
Mitchell, Janie	2007	Honorable Mention
Mitchell, Janie	2008	3rd
Nnamaka, Chioma	2008	Honorable Mention
Montgomery, Alex	2009	3rd
Ardossi, Brigitte	2010	2nd
Montgomery, Alex	2010	3rd
Marshall, Tyaunna	2011	3rd
Montgomery, Alex	2011	2nd
Goodlett, Sasha	2012	2nd
Marshall, Tyaunna	2012	2nd
Marshall, Tyaunna	2013	1st (Coaches; Media)
Marshall, Tyaunna	2014	1st (Coaches; Media)
Davis, Kaela	2014	2nd (Coaches; Media)
Davis, Kaela	2015	1st (Coaches; Media)
Whiteside, Aaliyah	2016	1st (Coaches; Media)

## ACC ALL-FRESHMAN TEAM

Kathy Dortch	1993
Kisha Ford	1994
Carla Munnion	1994
Niesha Butler	1999
Chioma Nnamaka	2005
Alex Montgomery	2008
Tyaunna Marshall	2011
Sydney Wallace	2012
Brittany Jackson	2013 (Coaches; Media)
Kaela Davis	2014 (Coaches; Media)
Francesca Pan	2017 (Coaches; Media)

## ACC ALL-DEFENSIVE TEAM

Milli Martinez	2002
Sonja Mallory	2003
Jacqua Williams	2008, '09
Alex Montgomery	2011
Tyaunna Marshall	2013
Tyaunna Marshall	2014

## ACC SIXTH PLAYER OF THE YEAR

Alex Montgomery	2010
-----------------	------

## ACC ROOKIE OF THE YEAR

Niesha Butler	1999
Francesca Pan	2017 (Coaches; Media)

## ACC ALL-TOURNAMENT TEAM

Devony Caldwell	1992
Joyce Pierce	1992

Kisha Ford (2nd Team)	1994
Carla Munnion (2nd Team)	1998
Milli Martinez (2nd Team)	2000
Fallon Stokes (2nd Team)	2003
Stephanie Higgs (2nd Team)	2006
Alex Montgomery (2nd Team)	2010
Tyaunna Marshall (2nd Team)	2011
Sasha Goodlett (1st Team)	2012
Tyaunna Marshall (1st Team)	2012
Metra Walthour (2nd Team)	2012

## ACC LEGEND

Ida Neal Smith	2005
Kisha Ford	2006
Dolores Bootz	2007
Bonnie Tate	2008
Karen Lounsbury	2009
Joyce Pierce	2010
Tory Ehle-Rule	2011
Bernadette McGlade	2012
Danielle Donehew	2013
Agnus Berenato	2014
Sonja Mallory	2015
Carla Munnion	2016

## ACC PLAYER OF THE WEEK

Dolores Bootz	Jan. 5, 1986
Marielle Walker	Dec. 1, 1986; Dec. 14, 1987
Karen Lounsbury	Dec. 19, 1988
Ida Neal	Jan. 23, 1989
Sheila Wagner	Jan. 31, 1990
Kisha Ford	Dec. 20, 1993; Feb. 14, 1994; Feb. 17, 1997
Carla Munnion	Dec. 4, 1995; Dec. 18, 1995
Kenya Williams	Nov. 23, 1998
Niesha Butler	Jan. 8, 2001
Regina Tate	Nov. 26, 2001
Sonja Mallory	Jan. 21, 2002
Fallon Stokes	Nov. 24, 2003*; Dec. 8, 2003
Stephanie Higgs	Dec. 27, 2004; Feb. 5, 2007
Janie Mitchell	Dec. 10, 2007; Dec. 17, 2007
Chioma Nnamaka	Feb. 4, 2008
Brigitte Ardossi	Feb. 1, 2010
Alex Montgomery	Dec. 6, 2010; Dec. 27, 2010*
Tyaunna Marshall	Dec. 17, 2012; Feb. 4, 2013; Feb. 25, 2013; Feb. 10, 2014
Aaliyah Whiteside	Nov. 16, 2015
Zaire O'Neil	Feb. 6, 2017

## ACC ROOKIE OF THE WEEK

Stacey Buchannon	Dec. 20, 1993
Kisha Ford	Jan. 10, 1994
Danielle Donehew	Feb. 17, 1997
Betsy Foy	Dec. 8, 1997
Niesha Butler	Nov. 23, 1998*; Nov. 30, 1998; Dec. 7, 1998; Dec. 21, 1998; Jan. 4, 1999; Jan. 25, 1999; Feb. 1, 1999
Megan Harpring	Feb. 24, 2003
Chioma Nnamaka	Dec. 27, 2004
Alex Montgomery	Dec. 26, 2007; Jan. 21, 2008
Iasia Hemingway	Jan. 28, 2008
Mo Bennett	Nov. 17, 2008
Sasha Goodlett	Feb. 9, 2009
Sharena Taylor	Dec. 14, 2009
Tyaunna Marshall	Nov. 15, 2010*; Nov. 22, 2010; Dec. 6, 2010; Jan. 3, 2010; Jan. 10, 2010
Aaliyah Whiteside	Dec. 24, 2012
Brittany Jackson	Nov. 19, 2012; Jan. 14, 2013
Kaela Davis	Nov. 11, 2013; Dec. 9, 2013; Jan. 20, 2014; March 3, 2014
Francesca Pan	Nov. 28, 2016; Jan. 9, 2017; Jan. 16, 2017; Feb. 20, 2017; Feb. 27, 2017

Chanin Scott	Dec. 12, 2016
--------------	---------------

## REGION HONORS

### GEORGIA COMMISSION ON WOMEN COLLEGIATE SPORTSWOMAN OF THE YEAR

Regina Tate	2001-02
-------------	---------

### GEORGIA HALL OF FAME COACH OF THE YEAR

Agnus Berenato	1991-91
----------------	---------

### ATLANTA TIPOFF CLUB COACH OF THE YEAR

Agnus Berenato	1991-92, 2002-03
MaChelle Joseph	2006-07, 2011-12

### ATLANTA TIPOFF CLUB STATE OF GEORGIA COLLEGE PLAYER OF THE YEAR

Kisha Ford	1993-94
Niesha Butler	1998-99
Sonja Mallory	2002-03
Janie Mitchell	2007-08
Brigitte Ardossi	2009-10
Alex Montgomery	2010-11
Sasha Goodlett	2011-12
Tyaunna Marshall	2012-13; 2013-14
Kaela Davis	2014-15
Aaliyah Whiteside	2015-16

### ATLANTA WOMEN IN SPORTS ATHLETE OF THE MONTH

Kisha Ford	March, 1994
------------	-------------

### ATLANTA TIPOFF CLUB GEORGIA PLAYER OF THE MONTH

Marielle Walker	January, 1988
Ida Neal	January, 1989
Karen Lounsbury	January, 1990

### BOY SCOUTS OF AMERICA PEACH OF AN ATHLETE

Angie Fischer	1993	Honoree
Kisha Ford	1995	Honoree
Danielle Donehew	2000	Honoree
Shayla Bivins	2014	Honoree

## ACADEMIC HONORS

### ACADEMIC ALL-ACC

Danielle Donehew	1998, '00
Regina Tate	1999, '01
Kenya Williams	1999
Jessica Williams	2005
Alex Montgomery	2008
Deja Foster	2010
Danielle Hamilton-Carter	2013
Shayla Bivins	2014
Roddreka Rogers	2015, '16
Antonia Peresson	2016
Francesca Pan	2017

### COSIDA/VERIZON ACADEMIC ALL-AMERICA

Tory Ehle	1987	Honorable Mention
Karen Lounsbury	1990	
Karen Lounsbury	1991	

### COSIDA/VERIZON ACADEMIC ALL-DISTRICT

Danielle Donehew	1999	Second Team
	2000	First Team
Regina Tate	2002	Second Team

## HONORS & AWARDS

### GEORGIA TECH BOBBY DODD SCHOLARSHIP

Karen Lounsbury	1990-91
Angie Fischer	1992-93
Regina Tate	1998-99
Deja Foster	2009-10

### GEORGIA TECH HOMER RICE SCHOLARSHIP

Danielle Donehew	1997-98
------------------	---------

### ACC WEAVER-JAMES-CARRIGAN POSTGRADUATE SCHOLARSHIP

Danielle Donehew	2001
Regina Tate	2002

### MARIE JAMES SCHOLARSHIP AWARD (ACC'S TOP FEMALE SCHOLAR-ATHLETE)

Marlene Mainland	1988
------------------	------

### CHARLES T. STONER LAW SCHOLARSHIP

Jacqua Williams	2009
Deja Foster	2011
Shayla Bivins	2014

## MISCELLANEOUS

### ESPNW NATIONAL PLAYER OF THE WEEK

Tyaunna Marshal	Feb. 10, 2014
-----------------	---------------

### USA BASKETBALL U.S. OLYMPIC TEAM TRIALS INVITE

Joyce Pierce	1992
--------------	------

### USA BASKETBALL SELECT TEAM

Joyce Pierce	1992	Jones Cup
		Gold Medal (Taipai, Taiwan)
Kisha Ford	1995	Jones Cup
		Bronze Medal (Taipai, Taiwan)

### USA BASKETBALL U.S. OLYMPIC FESTIVAL

Dolores Bootz	1986	South Team
		Gold Medal (Houston, Texas)
Joannah Kauffman	1995	South Team
		(Colorado Springs, Colo.)
Joyce Pierce	1990	South Team
		(Minneapolis, Minn.)
Bronda Davis	1991	South Team
		Gold Medal (Los Angeles, Calif.)
Kisha Ford	1994	East Team
		Bronze Medal, All-Tournament
April Phillips	2004	West Team
		(Colorado Springs, Colo.)
Jasmine Duffey	2005	Blue Team
		(Colorado Springs, Colo.)

## GEORGIA TECH HALL OF FAME

### KATE BRANDT

Played: 1981-84  
Inducted: 1989



### TORY EHLE

Played: 1984-87  
Inducted: 1990




### BONNIE TATE

Played: 1977-79  
Inducted: 1991



### JAMIE POSEY

Played: 1978-81  
Inducted: 1992



### LEE ANN WOODHULL

Played: 1980-83  
Inducted: 1993




### DOLORES BOOTZ

Played: 1985-88  
Inducted: 1994



### IDA NEAL

Played: 1886-89  
Inducted: 1995




### MARIELLE WALKER

Played: 1985-88  
Inducted: 1996



### BERNADETTE MCGLADE

Coached: 1982-88  
Inducted: 1998



### KAREN LOUNSBURY

Played: 1989-92  
Inducted: 2006



### KISHA FORD

Played: 1994-97  
Inducted: 2008



# #PROJACKETS

## WNBA DRAFT

PLAYER	YEAR	ROUND (PICK)	TEAM
Kisha Ford	1997	4th (27)	New York Liberty
Sonja Mallory	2003	2nd (24)	New York Liberty
Kasha Terry	2006	2nd (26)	Indiana Fever
Chioma Nnamaka	2008	2nd (21)	San Antonio Silver Stars
Brigitte Ardossi	2010	2nd (21)	Atlanta Dream
Alex Montgomery	2011	1st (10)	New York Liberty
Sasha Goodlett	2012	1st (11)	Indiana Fever
Tyaunna Marshall	2014	2nd (14)	New York Liberty



In 2012, Sasha Goodlett was invited to Bristol, Connecticut for the 2012 WNBA Draft where she became the second Yellow Jacket to be drafted in the first round of the draft.

## YELLOW JACKETS IN THE PROS

Player	Organization	Years
Brigitte Ardossi	Atlanta Dream	2010
	COB Calais, France	2010
	Canberra Capitals, Australia	2011-12
Dolores Bootz	Galatasaray, Istanbul, Turkey	1988-89
	Megafesa, Lugo, Spain	1990-91
	Caja Segovia, Segovia, Spain	1991-93
Kisha Ford	New York Liberty (WNBA)	1997-98
	Orlando Miracle (WNBA)	1999
	Miami Sol (WNBA)	2000-01
Sasha Goodlett	Indiana Fever (WNBA)	2012-13
	Chicago Sky (WNBA)	2014-pres.
Stephanie Higgs	Greece	2007
Jill Ingram	Sweden	2008
Joannah Kauffman	Turkey	1999
Milli Martinez	Puerto Rico	2002-04
Sonja Mallory	Phoenix Mercury (WNBA)	2003
	Lithuania, Hungary	2003
Daphne Mitchell	Finland	2009-10
Janie Mitchell	Bulgaria	2008
Alex Montgomery	New York Liberty (WNBA)	2011-14
	San Antonio Stars (WNBA)	2015-pres.
Chioma Nnamaka	Atlanta Dream (WNBA)	2008
	Lithuania	2009
	France	2010
	Poland/Sweden	2011-12
Jasmina Pacariz	Sweden	2008
Alex Stewart	Iceland	2004
Kasha Terry	Indiana Fever (WNBA)	2006-08
	Atlanta Dream (WNBA)	2008
Katarina Vuckovic	Germany	2017
Marielle Walker	Switzerland	1988-89
Aimee Weiss	Denmark	1996-2003



Alex Montgomery wrapped up her fifth year in the pros in 2015

Chelsea Regins played right in Atlanta after graduation





## ***RECORDS***

<b>Tech Records</b>	<b>78-81</b>
<b>Individual Records</b>	<b>82-83</b>
<b>Opponent Records</b>	<b>83-85</b>
<b>Career Leaders</b>	<b>86</b>
<b>Records by Class</b>	<b>87</b>
<b>Annual Leaders</b>	<b>88-89</b>
<b>Year-by-Year Stats</b>	<b>90-91</b>
<b>The Last Time</b>	<b>92</b>
<b>1,000 Point Scorers</b>	<b>93-94</b>
<b>NCAA Tournament Records</b>	<b>95-100</b>

## RECORDS

## TECH GAME RECORDS

## 100+ POINT GAMES

124	vs. Winthrop, 12/30/90
124	vs. Presbyterian, 12/2/85
116	vs. Converse, 12/1/84
115	vs. Rider, 11/29/91
114	vs. Chattanooga, 11/30/91
114	vs. Rider, 12/5/90
111	vs. Morris Brown, 2/23/02
111	vs. Fairfield, 12/30/94
111	vs. Hofstra, 12/4/92
110	vs. Appalachian State, 12/18/92
108	vs. Iona, 12/20/87
107	vs. Georgia State, 2/13/95
106	vs. Utah State, 12/15/86
105	vs. Morgan State, 11/16/14
105	vs. Manhattan, 12/30/96
105	vs. Virginia, 1/21/89
104	vs. Portland State, 12/17/13
103	vs. Charleston Southern, 12/7/99
102	vs. Mount St. Mary's, 11/25/00
102	vs. UTEP, 12/20/13
102	vs. Southeastern Louisiana, 11/18/15
101	vs. Mercer, 12/28/10
101	vs. Virginia, 3/2/08
101	vs. Alabama, 12/29/92
101	vs. North Carolina, 1/9/91
101	vs. UAB, 11/27/87
100	vs. Lafayette, 12/30/98
100	vs. Coppin State, 1/15/92
100	vs. Tennessee Temple, 1/15/79

## LARGEST MARGIN OF VICTORY

85 (116-31)	vs. Converse (12/1/84)
77 (124-47)	vs. Winthrop (12/30/90)
76 (90-14)	vs. Atlanta Christian (1975-76)
71 (82-11)	vs. Tenn State (h) (12/30/10)
71 (111-40)	vs. Morris Brown (2/23/02)
68 (124-56)	vs. Presbyterian (12/2/85)
66 (106-40)	vs. Utah St. (12/15/87)
65 (99-34)	vs. Atlanta Christian (1976-77)
62 (100-38)	vs. Georgia Baptist (1977-78)
60 (97-37)	vs. Alabama State (11/11/11)
58 (100-42)	vs. Coppin State (h) (1/15/92)
57 (101-44)	vs. Mercer (h) (12/28/10)
57 (95-38)	vs. Lafayette (h) (12/10/94)
57 (114-57)	vs. Chattanooga (h) (11/30/91)

## LARGEST MARGIN OF VICTORY (ACC GAMES)

37 (85-48)	vs. Boston College (h) (2/19/12)
35 (89-54)	vs. Clemson (a) (2/22/09)
33 (76-43)	vs. Virginia Tech (h) (2/29/08)
32 (97-65)	vs. Florida State (h) (1/22/96)
31 (91-61)	vs. Virginia (h) (1/10/02)
30 (86-56)	vs. Florida State (h) (2/19/03)
29 (59-30)	vs. Maryland (h) (2/3/96)

## LONGEST WINNING STREAK

13	1976-77 to 1977-78
13	2010-2011
10	2002-03
9	1977-78
8	2009-10
8	2008-09
8	2007-08
8	1995-96
8	1991-92 to 1992-93
8	1986-87

## LARGEST MARGIN OF DEFEAT

123 (18-141)	Savannah (1975-76)
94 (13-107)	Berry (1975-76)
83 (22-105)	Albany State (1975-76)
74 (31-105)	Berry (1974-75)
69 (25-94)	Shorter (1974-75)
67 (46-113)	Duke (1/7/99)
61 (28-89)	Auburn (1975-76)
61 (40-101)	Georgia State, (1975-76)

61 (35-96)	Georgia (1974-75)
60 (20-80)	Augusta (1975-76)
60 (33-93)	Albany State (1975-76)

## LARGEST MARGIN OF DEFEAT (ACC GAMES)

67 (46-113)	Duke (a) (1/7/99)
59 (38-97)	NC State (a) (1/12/80)
47 (31-78)	North Carolina (a) (1/18/07)
44 (56-100)	Duke (h) (2/27/98)
41 (58-99)	North Carolina (h) (1/6/83)
41 (44-85)	Virginia (11/24/79)

## LONGEST LOSING STREAK

19	1975-76
12	1979-80 to 1980-81
8	1987-88
8	1979-80
7	1974-75
7	1983-84
7	1984-85
7	2004-05
7	2005-06

## MOST POINTS IN A HALF

70 (2nd)	vs. Presbyterian (12/2/85)
66 (2nd)	vs. Converse (12/1/84)
64 (2nd)	vs. North Carolina (1/9/91)
64 (1st)	vs. Winthrop (12/30/90)
63 (2nd)	vs. Rider (11/29/91)
63 (2nd)	vs. Rider (12/5/90)

## MOST FG MADE IN A HALF

31 (2nd)	vs. Presbyterian (12/2/85)
31 (2nd)	vs. Converse (12/1/84)
30 (2nd)	vs. North Carolina (1/9/91)
27 (2nd)	vs. Winthrop (1/30/90)
27 (1st)	vs. Presbyterian (12/2/85)

## MOST FG ATT. IN A HALF

51 (2nd)	vs. Rider (12/5/90)
51 (2nd)	vs. Presbyterian (12/2/85)
50 (2nd)	vs. Converse (12/1/84)
49 (2nd)	vs. USC Upstate (12/6/07)
49 (1st)	vs. Hofstra (12/4/92)
49 (1st)	vs. Converse (12/1/84)

## HIGHEST FG PERCENTAGE IN A HALF

.742 (23-31) (2nd)	vs. Fairfield (12/30/94)
.700 (21-30) (1st)	vs. Kennesaw State (11/22/11)
.692 (18-26) (2nd)	vs. Rider (11/29/91)
.688 (22-32) (1st)	vs. NC State (3/3/12)
.686 (24-35) (1st)	vs. E. Wash. (11/24/01)
.682 (15-22) (1st)	vs. Clemson (1/26/02)
.682 (15-22) (2nd)	vs. Arizona (1/7/85)

## MOST THREES MADE IN A HALF

8 (1st)	vs. Florida State (1/31/99)
8 (2nd)	vs. NC State (1/28/99)
8 (2nd)	vs. Mercer (11/25/96)
8 (1st)	vs. Virginia (2/14/14)
9 (1st)	vs. Appalachian State (12/11/16)
7 (1st)	vs. Alabama (12/18/15)
7 (1st)	vs. USC Upstate (12/5/15)
7 (1st)	vs. Loyola Chicago (11/14/14)
7 (1st)	vs. Alabama State (12/17/14)
7 (2nd)	vs. Western Carolina (11/10/13)
7 (2nd)	vs. Boston College (2/19/12)
7 (1st)	vs. Maryland (2/19/97)
7 (1st)	vs. Florida State (2/27/14)
7 (1st)	vs. Clemson (1/30/14)
6	vs. Several Teams

## MOST THREES ATT. IN A HALF

21 (1st)	vs. Alabama State (12/17/14)
20 (1st)	vs. Georgia State (12/3/16)
19 (2nd)	vs. Clemson (2/19/04)
18 (2nd)	vs. Duke (1/5/17)
17 (2nd)	vs. Virginia (1/17/16)

17 (1st)	vs. Loyola Chicago (11/13/15)
17 (1st)	vs. Clemson (2/19/04)
16 (1st)	at Georgia (11/22/15)
16 (2nd)	vs. Virginia (1/14/99)
16 (1st)	vs. Pacific (12/19/89)
16 (1st)	vs. Virginia (1/10/13)
15 (1st)	vs. Appalachian State (12/11/16)
15 (1st)	vs. Mercer (12/7/16)
15 (2nd)	vs. Wake Forest (3/3/16)
15 (2nd)	vs. Alabama (12/18/15)
15 (2nd)	vs. USC Upstate (12/5/15)
15 (2nd)	vs. Michigan State (12/4/14)
15 (1st)	vs. Morgan State (11/16/14)
15 (1st)	vs. Lipscomb (12/29/14)
15 (1st)	vs. Iowa State (3/22/08)
15 (1st)	vs. Davidson (11/9/07)
15 (2nd)	vs. Mercer (11/25/96)
15 (2nd)	vs. Pacific (12/19/89)

## MOST FT MADE IN A HALF

29 (2nd)	vs. Clemson (1/26/02)
26 (2nd)	vs. NC State (1/8/93)
24 (2nd)	vs. Wake Forest (1/4/02)
24 (2nd)	vs. Rider (11/29/91)
23 (2nd)	vs. Dayton (11/25/16)
23 (1st)	vs. Alabama State (11/24/15)
23 (2nd)	vs. North Carolina (2/26/10)
23 (2nd)	vs. North Carolina (1/29/89)
23 (2nd)	vs. Virginia (1/21/89)

## MOST FT ATT. IN A HALF

42 (2nd)	vs. Clemson (1/26/02)
35 (2nd)	vs. Coppin State (1/15/92)
34 (2nd)	vs. NC State (1/8/93)
33 (2nd)	vs. Wake Forest (1/4/02)
32 (2nd)	vs. North Carolina (1/29/89)

## FEWEST POINTS SCORED IN HALF

12 (1st)	vs. Maryland (1/30/94)
13 (1st)	vs. NC State (2/10/05)
13 (1st)	vs. Duke (1/8/04)
14 (1st)	vs. Georgia (12/2/12)
15 (1st)	vs. Duke (1/21/11)
15 (2nd)	vs. North Carolina (1/18/07)
16 (1st)	vs. 13/13 Rutgers (11/25/11)
16 (1st)	vs. NC State (12/28/10)
16 (1st)	vs. North Carolina (1/18/07)
16 (2nd)	vs. Wake Forest (2/6/05)
16 (1st)	vs. Duke (2/7/04)
16 (2nd)	vs. Kansas State (11/17/02)
16 (1st)	vs. Duke (1/9/00)
17	Eight times

## FEWEST FG MADE IN A HALF

3 (1st)	vs. 13/13 Rutgers (11/25/11)
3 (1st)	vs. Wake Forest (3/5/10)
3 (2nd)	vs. North Carolina (1/18/07)
4 (1st)	vs. Duke (1/25/09)
4 (2nd)	vs. Kansas State (11/17/02)
4 (2nd)	vs. Clemson (2/11/99)
5 (2nd)	vs. Duke (1/21/11)
5 (2nd)	vs. Oklahoma (3/24/09)
5 (1st)	vs. Florida State (2/27/05)
5 (1st)	vs. Duke (1/9/00)
5 (2nd)	vs. Maryland (1/30/94)
5 (1st)	vs. Duke (1/31/83)
5 (2nd)	vs. Mercer (2/3/82)
5 (2nd)	vs. Virginia (11/24/79)

## FEWEST FG ATT. IN A HALF

14 (2nd)	vs. Duke (1/21/11)
14 (1st)	vs. NC State (1/8/93)
16 (2nd)	vs. Green Bay (11/26/11)
16 (1st)	vs. Duke (2/6/82)
17 (2nd)	at Syracuse (2/7/16)
17 (1st)	vs. Georgia Southern (2/24/81)
18 (2nd)	at Virginia Tech (2/23/12)
19 (1st)	vs. Wake Forest (3/5/10)
19 (1st)	vs. Clemson (2/24/05)
19 (1st)	vs. NC State (2/10/05)

# RECORDS

19 (1st)	vs. Duke (2/7/04)
19 (2nd)	vs. Wake Forest (1/9/94)
20	21 times

## LOWEST FG PERCENTAGE IN A HALF

.130 (3-23) (1st)	vs. 13/13 Rutgers (11/25/11)
.130 (3-23) (2nd)	vs. N. Carolina (1/18/07)
.138 (4-29) (2nd)	vs. Kansas St. (1/17/02)
.156 (7-45) (1st)	vs. Maryland (1/13/05)
.158 (3-19) (1st)	vs. Wake Forest (3/5/10)
.167 (4-24) (2nd)	vs. Clemson (2/11/99)
.171 (6-35) (2nd)	vs. Clemson (2/19/04)
.172 (5-29) (2nd)	vs. Oklahoma (3/24/09)
.172 (5-29) (1st)	vs. Duke (1/9/00)
.176 (6-34) (2nd)	vs. NC State (1/27/13)
.182 (4-22) (1st)	vs. Duke (1/25/09)
.185 (5-27) (1st)	vs. Duke (1/31/83)
.189 (7-37) (2nd)	vs. Tulsa (12/12/04)
.189 (7-37) (2nd)	vs. Georgia (12/27/01)
.194 (6-31) (2nd)	vs. Virginia (2/8/92)

## MOST POINTS SCORED

124	vs. Winthrop (12/31/90)
124	vs. Presbyterian (12/2/85)
116	vs. Converse (12/1/84)
115	vs. Rider (11/29/91)
114	vs. UTC (11/30/91)
114	vs. Rider (12/5/90)

## MOST COMBINED POINTS SCORED - GAME

204	vs. Virginia (3/2/08)
204	vs. Alabama (12/29/92)
197	vs. Valdosta State (12/10/79)
196	vs. Iona (12/20/87)
194	vs. Georgia (12/13/94)
192	Two Times

## MOST POINTS IN A LOSS

101	vs. Virginia (3/2/08)
101	vs. Alabama (12/29/92)
94	vs. Virginia (2/2/91)
92	vs. Furman (11/25/89)
87	vs. Maryland (1/15/04)
85	Three Times

## MOST POINTS IN OVERTIME

20	vs. Wake Forest (1/31/13)
18	vs. Clemson (1/23/03)
15	vs. Miami (1/27/10)
14	vs. NC State (2/2/12)
14	vs. Florida State (1/31/96)
14	vs. Duke (1/29/93)
14	vs. Duke (1/28/89)
14	vs. Richmond (11/26/88)

## FEWEST POINTS SCORED

31	vs. North Carolina (1/18/07)
32	vs. Duke (1/21/11)
34	vs. Duke (1/25/09)
38	vs. Notre Dame (1/2/17)
38	vs. NC State (1/12/80)
40	vs. Rutgers (1/25/11)
40	vs. Duke (1/31/83)
41	vs. Auburn (12/30/97)
41	vs. Clemson (2/11/99)
41	vs. Duke (2/7/04)

## FEWEST POINTS ALLOWED

11	vs. Tennessee State (12/30/10)
27	vs. Washington (12/23/10)
27	vs. Winthrop (12/18/08)
28	vs. Savannah State (2/12/08)
30	vs. Maryland (2/5/96)
30	vs. Georgia State (1/19/04)
30	vs. Winthrop (11/13/09)
31	vs. Converse (12/1/84)

## MOST FIELD GOALS MADE

58	vs. Presbyterian (12/2/85)
----	----------------------------

55	vs. Converse (12/1/84)
53	vs. Winthrop (12/30/90)
48	vs. Virginia (1/10/02)
48	vs. E. Washington (11/24/01)

## MOST FIELD GOALS ATT.

118	vs. UNC-Asheville (1/20/79)
99	vs. Rider (12/5/90)
99	vs. Converse (12/1/84)
97	vs. Hofstra (12/4/92)
96	vs. Presbyterian (12/2/85)

## FEWEST FIELD GOALS MADE

11	vs. Clemson (2/11/99)
11	vs. North Carolina (1/18/07)
12	vs. Rutgers (1/25/11)
12	vs. Duke (1/21/11)
13	vs. Notre Dame (1/28/16)
13	vs. Wake Forest (3/5/10)
13	vs. Duke (1/25/09)
13	vs. Duke (1/3/83)
13	vs. Duke (1/31/83)

## FEWEST FG ATTEMPTED

40	vs. Clemson (2/1/09)
40	vs. Florida State (2/27/05)
42	vs. Duke (1/21/11)
42	vs. Miami (1/12/09)
42	vs. Clemson (1/26/02)
43	at Syracuse (2/7/16)
43	vs. Arizona (1/7/85)
43	vs. Miami (1/23/05)
44	Four times

## HIGHEST FG PERCENTAGE

.638 (44-69)	vs. Fairfield (2/30/94)
.635 (40-64)	vs. Kennesaw State (11/22/11)
.628 (27-43)	vs. Arizona (1/7/85)
.620 (44-71)	vs. Mercer (12/28/10)
.616 (53-86)	vs. Winthrop (12/30/90)
.606 (43-71)	vs. Chattanooga (11/30/91)
.604 (58-96)	vs. Presbyterian (12/2/85)

## LOWEST FG PERCENTAGE

.186 (11-59)	vs. North Carolina (1/18/07)
.214 (12-56)	vs. Rutgers (1/25/11)
.220 (13-59)	vs. Duke (1/31/83)
.224 (13-58)	vs. Notre Dame (1/28/16)
.234 (11-47)	vs. Clemson (2/11/99)
.236 (13-55)	vs. Duke (1/3/83)
.236 (17-51)	vs. Duke (3/7/14)
.241 (14-58)	vs. Notre Dame (1/21/17)
.243 (17-70)	vs. NC State (1/12/80)
.243 (17-70)	vs. Clemson (2/19/04)

## MOST THREES MADE

14	vs. Appalachian State (12/11/16)
13	vs. USC Upstate (12/5/15)
13	vs. Western Carolina (11/10/13)
12	vs. Alabama (12/18/15)
12	vs. Mercer (11/10/06)
11	vs. Loyola Chicago (11/14/14)
11	vs. Lipscomb (12/29/14)
11	vs. Mercer (11/26/96)
11	vs. Maryland (1/5/95)
10	17 times

## FEWEST THREES MADE

0	54 times
---	----------

## MOST THREES ATTEMPTED

36	vs. Clemson (2/19/04)
33	vs. Georgia State (12/3/16)
30	vs. Alabama State (12/17/14)
31	vs. Pacific (12/19/89)
29	vs. Duke (1/5/17)
29	vs. Alabama (12/18/15)
28	vs. Virginia (1/17/16)
28	vs. USC Upstate (12/5/15)

28	vs. Southeastern Louisiana (11/18/15)
28	vs. Iowa State (3/22/08)
28	vs. Michigan State (12/4/14)
28	vs. Virginia (1/10/13)
27	vs. NC State (2/12/15)

## FEWEST THREES ATTEMPTED

0	vs. Marist (12/19/87)
0	vs. Mercer (2/14/94)
1	vs. Furman (2/17/93)
1	vs. Appalachian St. (1/1/96)
1	vs. Hofstra (12/21/00)

## HIGHEST THREE-POINT FG PERCENTAGE

.889 (8-9)	vs. Virginia (1/21/89)
.833 (5-6)	vs. Clemson (3/8/92)
.833 (5-6)	vs. Auburn-Montgom. (2/13/89)
.800 (4-5)	vs. Virginia Tech (2/26/09)
.750 (3-4)	vs. UAB (11/17/05)

## LOWEST THREE-POINT FG PERCENTAGE

.000	54 times
0-13	vs. Oklahoma State (11/15/09)
0-11	vs. Georgia (12/27/01)
0-10	vs. North Carolina (2/15/09)
0-9	vs. North Carolina (1/18/07)
0-8	vs. Florida State (2/17/00)
0-8	vs. Georgia (12/15/93)
0-8	vs. Wake Forest (1/10/93)
0-7	Seven Times

## MOST FREE THROWS MADE

38	vs. Rider (11/29/91)
36	vs. Clemson (1/26/02)
36	vs. Hawaii (3/28/92)
35	vs. Portland State (12/17/13)
34	vs. Alabama State (11/24/15)
34	vs. NC State (1/8/93)
33	vs. North Carolina (1/28/89)

## FEWEST FT MADE

1	vs. Duke (2/5/98)
2	vs. Mercer (12/7/16)
2	vs. Ohio State (3/21/11)
2	vs. Georgia (12/6/09)
2	vs. Virginia (2/11/87)
2	vs. St. Mary's (12/21/96)
2	vs. Maryland (2/19/97)
3	Four Times

## MOST FT ATTEMPTED

51	vs. Alabama State (11/24/15)
50	vs. Clemson (1/26/02)
50	vs. Rider (11/29/91)
47	vs. Coppin St. (1/13/92)
46	vs. North Carolina (1/28/89)
45	vs. Portland State (12/17/13)
44	Five Times

## FEWEST FT ATTEMPTED

2	vs. Mercer (12/7/16)
2	vs. Maryland (2/19/97)
2	vs. Ohio State (3/21/11)
3	vs. Duke (2/5/98)
5	vs. Georgia (12/6/09)
5	vs. St. Mary's (12/21/96)
5	vs. Minnesota (11/30/14)
6	Five Times

## HIGHEST FT PERCENTAGE

1.000 (14-14)	vs. Virginia (1/25/15)
1.000 (11-11)	vs. Virginia (1/13/11)
.952 (20-21)	vs. NC State (2/10/05)
.947 (18-19)	vs. Wake Forest (2/26/98)
.944 (17-18)	vs. Appalachian St. (11/14/06)
.941 (16-17)	vs. Kennesaw St. (12/6/06)
.938 (15-16)	vs. Clemson (1/7/06)
.933 (14-15)	vs. Sanford (12/13/15)
.929 (13-14)	Five Times



# RECORDS

## LOWEST FT PERCENTAGE

.270 (4-15)	vs. Georgia State (2/9/84)
.286 (2-7)	vs. Virginia (2/11/87)
.300 (3-10)	vs. Virginia (3/7/08)
.304 (7-23)	vs. Boston College (1/12/17)
.333 (6-18)	vs. SIU-Edwardsville (12/19/11)
.333 (4-12)	vs. Southern (12/2/01)
.348 (8-23)	vs. Virginia (1/10/05)

## MOST REBOUNDS

99	vs. Bryan (1/21/78)
77	vs. Hofstra (12/4/92)
76	vs. Rider College (12/5/90)
70	vs. Coppin St. (1/15/92)
68	vs. Southeastern Louisiana (11/18/15)
67	vs. USC Upstate (12/6/07)
66	vs. Furman (1/14/80)

## HIGHEST REBOUNDING MARGIN

36	vs. St. Francis (Pa.) (12/29/00)
34	vs. Florida Gulf Coast (11/21/09)
33	vs. Wagner (12/19/00)
32	vs. Southeastern Louisiana (11/18/15)
31	vs. USC Upstate (12/7/07)
31	vs. Hofstra (12/4/92)
30	vs. Kennesaw State (12/18/09)
30	vs. Morris Brown (2/23/02)
30	vs. Converse (12/1/84)

## MOST ASSISTS

33	vs. Virginia (1/10/02)
32	vs. UNC-Wilmington (11/23/90)
31	vs. Chattanooga (11/30/91)
31	vs. Winthrop (12/30/90)
29	vs. Boston College (2/28/91)
29	vs. Presbyterian (12/2/85)

## MOST BLOCKED SHOTS

13	vs. Chattanooga (12/2/86)
12	vs. Coppin State (1/15/92)
12	vs. East Tennessee St. (11/24/90)
12	vs. Clemson (1/18/89)
11	vs. Michigan (4/1/17)
11	vs. Wake Forest (1/29/04)

## MOST STEALS

27	vs. Miss. Valley State (11/22/08)
27	vs. Georgia State (12/14/93)
27	vs. Marquette (11/18/12)
26	vs. Virginia Tech (2/29/08)
24	vs. Georgia State (11/23/99)
23	Four Times
22	Six Times

## MOST TURNOVERS

45	vs. Clemson (1/31/81)
42	vs. Valdosta State (12/10/79)
39	vs. Virginia (11/24/85)
39	vs. Virginia (2/18/84)
38	vs. Georgia (12/2/83)
38	vs. Valdosta State (1/18/80)

## FEWEST TURNOVERS

6	vs. Davidson (12/2/03)
6	vs. Wake Forest (1/19/97)
6	vs. Georgia Southern (1/31/81)
7	Five Times

## MOST FOULS

37	vs. Florida State (1/31/96)
35	vs. Virginia (3/2/08)
34	vs. Maryland (1/20/08)
34	vs. Georgia (11/24/13)
33	vs. Wake Forest (2/21/92)
32	vs. Dayton (11/25/16)
32	vs. Loyola Chicago (11/14/14)
32	vs. American (11/15/98)
32	vs. Furman (1/14/80)

32	vs. Miami (1/17/13)
32	vs. Maryland (1/19/14)

## FEWEST FOULS

5	vs. Georgia (12/3/04)
6	vs. St. Francis (N.Y.) (12/29/98)
7	vs. Central Arkansas (12/14/14)
7	vs. Boston College (1/17/10)
8	vs. Washington State (3/29/17)
8	vs. Maryland (1/18/90)
8	vs. Florida State (1/21/97)
8	vs. Charleston Southern (1/29/02)

## TECH IN OVERTIME

DATE	H/A	W/L	RESULT
11/25/78	a	W	GT 69, Vanderbilt 67
1/20/79	h	L	UNC Asheville 102, GT 95 (30T)
1/26/80	a	L	Albany State 89, GT 84
12/16/83	h	L	West Virginia 86, GT 78
2/5/84	a	L	East Carolina 61, GT 61
1/9/85	h	L	Clemson 84, GT 81
2/7/85	a	W	GT 69, Georgia State 68
2/22/86	h	L	North Carolina 92, GT 81
1/6/87	h	W	GT 81, #13 Maryland 80
1/15/88	a	L	Duke 77, GT 71
11/26/88	h	W	GT 84, Richmond 80 (20T)
1/28/89	a	W	GT 97, Duke 94
12/29/92	n	L	Alabama 103, GT 101
1/29/93	a	W	GT 86, Duke 80
1/31/92	a	L	North Carolina 72, GT 68
2/19/93	h	W	GT 92, NC State 89 (20T)
2/24/93	a	W	GT 68, Chattanooga 67
12/1/93	h	L	Minnesota 77, GT 73
1/31/96	a	L	Florida State 90, GT 85 (30T)
12/3/96	a	W	GT 88, Appalachian St. 80
12/24/97	a	W	GT 70, Mercer 65
12/29/97	h	W	GT 69, St. Mary's 60
12/29/99	h	W	GT 95, Western Michigan 89
3/16/00	h	W	GT 76, Southern Miss 71
2/14/02	a	L	Maryland 81, GT 70
1/23/03	h	W	GT 89, Clemson 78
1/29/04	h	L	Wake Forest 57, GT 55
2/26/06	a	L	Miami 90, GT 85 (20T)
1/20/08	a	L	Maryland 99, GT 95 (20T)
3/2/08	a	L	Virginia 103, GT 101 (20T)
1/8/09	h	L	Boston College 65, GT 64
2/26/09	a	W	GT 73, Virginia Tech 68
1/27/10	h	W	GT 80, Miami 73
1/30/11	a	L	#16 Miami 84, GT 74
11/26/11	n	L	Green Bay 67, GT 62
2/2/12	h	W	GT 75, NC State 68
11/23/12	n	L	Syracuse, 75, GT 72
1/31/13	h	W	GT 89, Wake Forest 82
1/30/14	h	L	Clemson 80, GT 79
12/4/14	a	L	Michigan State 79, GT 73
1/18/15	h	L	Pitt 75, GT 72
1/22/17	a	L	Wake Forest 70, GT 65
2/2/17	a	L	Virginia 65, GT 64
2/9/17	h	L	NC State 75, GT 67
4/1/17	n	L	Michigan 89, GT 79

## TECH SINGLE SEASON RECORDS

### MOST POINTS SCORED

2,551	1991-92 (33 games)
2,549	2013-14 (32 games)
2,542	2016-17 (37 games)
2,483	2011-12 (35 games)
2,442	2014-15 (34 games)
2,359	1990-91 (28 games)
2,314	2010-11 (35 games)
2,275	2015-16 (33 games)
2,269	1989-90 (30 games)
2,251	2007-08 (32 games)
2,182	2006-07 (33 games)
2,172	2009-10 (33 games)

### FEWEST POINTS SCORED

1,479	1981-82
1,571	2004-05

1,695	1979-80
1,739	1993-94
1,780	1997-98

## FEWEST POINTS ALLOWED

1,209	1976-77
1,566	2004-05
1,641	1977-78
1,666	1978-79
1,671	1981-82

## HIGHEST SCORING AVERAGE

84.3	1990-91
79.7	2013-14
79.6	1978-79
78.7	1992-93
77.3	1991-92
75.9	1988-89

## LOWEST SCORING AVERAGE

58.2	2004-05
59.2	1981-82
63.2	2003-04
63.6	1998-99
64.4	1993-94

## MOST FG MADE

964	1991-92
938	2011-12
936	2013-14
924	2016-17
902	1977-78
893	1990-91
880	2014-15
873	2010-11
854	1989-90
828	1992-93

## MOST FG ATTEMPTED

2,306	2016-17
2,230	1977-78
2,193	2013-14
2,186	1978-79
2,136	2014-15
2,128	2011-12
2,120	1991-92
2,064	2010-11
2,011	2006-07
2,007	2012-13

## FEWEST FG MADE

556	2004-05
577	1981-82
671	1982-83
676	2003-04
678	1979-80

## FEWEST FG ATTEMPTED

1,439	1981-82
1,541	2004-05
1,612	1982-83
1,618	1996-97
1,646	1997-98

## HIGHEST FIELD GOAL PERCENTAGE

.471 (893-1896)	1990-91
.459 (806-1757)	1985-86
.455 (964-2120)	1991-92
.451 (825-1828)	1987-88
.444 (733-1648)	1984-85

## LOWEST FIELD GOAL PERCENTAGE

.361	2004-05
.382	2012-13
.382	1993-94
.386	1997-98
.392	2005-06
.394	1979-80

## RECORDS

## MOST 3-POINT FG MADE

202	2014-15
196	2016-17
188	2015-16
174	2013-14
160	2007-08
157	2006-07
152	2010-11
150	2011-12
137	2012-13
131	1999-00

## FEWEST 3-POINT FG MADE

4	1986-87
41	1993-94
43	1995-96
64	2000-01
68	2001-02

## MOST 3-POINT FG ATTEMPTED

651	2014-15
612	2016-17
559	2015-16
555	2013-14
503	2007-08
473	2012-13
472	2006-07
468	2010-11
446	2011-12
417	2008-09

## FEWEST 3-POINT FG ATTEMPTED

17	1986-87
166	1995-96
181	1993-94
225	1992-93
249	2001-02

## HIGHEST 3-POINT FG PERCENTAGE

.381 (109-286)	1988-89
.369 (125-339)	1998-99
.367 (106-289)	1987-88
.362 (102-282)	1990-91
.361 (119-330)	1996-97

## LOWEST 3-POINT FG PERCENTAGE

.227	1993-94
.235	1986-87
.258	2009-10
.259	1995-96
.273	2001-02

## MOST FREE THROWS MADE

526	1991-92
519	2009-10
503	2013-14
498	2016-17
480	2014-15
475	2015-16
471	1990-91
469	2008-09
466	2000-01
466	1982-83

## FEWEST FREE THROWS MADE

325	1981-82
330	1993-94
339	1979-80
341	1987-88
356	2004-05

## MOST FREE THROWS ATTEMPTED

808	2016-17
751	2013-14
730	2009-10
725	1991-92
715	1982-83
697	1999-00
687	2007-08

## FEWEST FREE THROWS ATTEMPTED

479	1981-82
490	1987-88
499	2004-05
527	1993-94
534	1985-86

## HIGHEST FREE THROW PERCENTAGE

.743 (475-639)	2015-16
.735 (421-573)	2006-07
.729 (452-620)	1989-90
.729 (480-658)	2014-15
.726 (526-725)	1991-92
.713 (356-499)	2004-05
.711 (519-730)	2009-10

## LOWEST FREE THROW PERCENTAGE

.616 (498-808)	2016-17
.619 (357-577)	1983-84
.624 (339-543)	1979-80
.626 (330-527)	1993-94
.636 (443-697)	1999-00
.639 (359-562)	2012-13
.648 (407-628)	2001-02

## MOST REBOUNDS

1,581	1976-77
1,494	2016-17
1,475	1977-78
1,431	2014-15
1,409	2013-14
1,375	2011-12
1,369	2010-11
1,355	2009-10
1,339	1991-92

## HIGHEST REBOUNDING AVERAGE

60.6	1978-79
58.5	1976-77
54.6	1977-78
45.4	1986-87
44.0	2013-14
43.8	1992-93

## MOST ASSISTS

556	2011-12
529	1990-91
521	1989-90
514	1991-92
510	2010-11
487	2009-10
467	1987-88

## MOST BLOCKED SHOTS

129	2011-12
129	2014-15
125	2016-17
124	1986-87
123	2002-03
117	2013-14
115	1987-88
111	2003-04
110	2005-06

## MOST STEALS

456	2007-08
434	2008-09
406	2010-11
389	2011-12
382	2006-07
351	2009-10
348	1991-92

## MOST FOULS

784	2016-17
711	2013-14
642	2015-16
641	1991-92

630	2012-13
609	2011-12
609	2008-09
591	2000-01
593	2014-15
589	2006-07

## FEWEST FOULS

400	1996-97
435	2004-05
445	1995-96
458	1981-82
468	1998-99

## MOST GAMES PLAYED

37	2016-17
35	2011-12
35	2010-11
34	2014-15
33	2015-16
33	2009-10
33	2006-07
33	1991-92
32	2008-09
32	2007-08
32	2013-14
31	2002-03
31	1999-00

## MOST WINS

26	2011-12
24	2010-11
23	2009-10
23	1977-78 (DIII)
22	2016-17
22	2008-09
22	2007-08
21	2006-07
20	2015-16
20	2002-03
20	1991-92
20	2013-14

## FEWEST WINS

2	1975-76
2	1979-80
6	1974-75
8	1980-81
9	1981-82
9	1983-84

## MOST LOSSES

24	1975-76
19	1983-84
19	1982-83
19	1980-81
17	1997-98
17	1989-90

## FEWEST LOSSES

4	1977-78
8	1976-77
8	1978-79
9	2011-12
10	2007-08
10	2008-09
11	2010-11
11	1992-93
11	2002-03

## HIGHEST WINNING PERCENTAGE

.852 (23-4)	1977-78 (DIII)
.743 (26-9)	2011-12
.697 (23-10)	2009-10
.688 (22-10)	2008-09
.688 (22-10)	2007-08
.686 (24-11)	2010-11
.645 (20-11)	2002-03

# RECORDS

## INDIVIDUAL GAME RECORDS

### MOST POINTS SCORED

43	Marielle Walker vs. Iona (12/20/87)
41	Kisha Ford vs. East Tenn. St (2/9/94)
40	Niesha Butler vs. Florida State (1/22/99)
37	Tyaunna Marshall vs. Miami (2/24/13)
36	Stephanie Higgs vs. Northwestern (12/18/06)
36	Dolores Bootz vs. Coastal Carolina (2/22/88)
35	5 times

### MOST FIELD GOALS MADE

18	Tyaunna Marshall vs. Miami (2/24/13)
17	Marielle Walker vs. Iona (12/20/87)
16	Kisha Ford vs. ETSU (2/9/94)
15	Fallon Stokes vs. Maryland (2/14/02)
15	Dolores Bootz vs. Coastal Car. (2/22/88)
15	Dolores Bootz vs. Maryland (1/3/88)
15	Dolores Bootz vs. Fordham (12/6/87)

### MOST FIELD GOALS ATTEMPTED

32	Ida Neal vs. Tennessee (2/15/89)
30	Kaela Davis vs. Pitt (1/18/15)
30	Tyaunna Marshall vs. Miami (2/24/13)
30	Marielle Walker vs. Iona (12/20/87)
30	Jennifer Hendershott vs. UNCA (1/20/79)
29	Kaela Davis vs. Virginia (1/25/15)
28	Kaela Davis vs. LA Tech (12/30/14)
28	Niesha Butler vs. North Carolina (2/27/99)
28	Kisha Ford vs. ETSU (2/9/94)

### MOST 3-POINT FIELD GOALS MADE

8	Sydney Wallace vs. Baylor (3/24/12)
8	Danielle Donehew vs. UNC (1/13/00)
8	Danielle Donehew vs. Samford (11/27/98)
7	Kaela Davis vs. Alabama A&M (12/7/13)
7	Chioma Nnamaka vs. Virginia Tech (2/29/08)
7	Megan Isom vs. Fordham (12/21/02)
7	Danielle Donehew vs. Monmouth (12/19/99)
7	Danielle Donehew vs. FSU (1/31/99)
7	Danielle Donehew vs. UNC (1/24/99)
7	Danielle Donehew vs. Charleston So. (11/28/97)

### MOST 3-POINT FIELD GOALS ATTEMPTED

20	Karen Lounsbury vs. Pacific (12/9/89)
17	Megan Isom vs. Clemson (1/23/03)
16	Alex Montgomery vs. UNC (1/6/10)
16	Danielle Donehew vs. Monmouth (12/19/99)
15	Sydney Wallace at Virginia (2/3/13)
15	Alex Montgomery vs. Miami (1/27/10)
14	Five Times

### HIGHEST 3-POINT FIELD GOAL PERCENTAGE

(Minimum four field goals)

1.000 (4-4)	Chioma Nnamaka vs. FSU (1/6/05)
1.000 (4-4)	Metra Walthour vs. Missouri (1/27/10)
1.000 (4-4)	Alex Montgomery at Wash. (12/23/10)
1.000 (4-4)	Frida Fogdemark vs. BC (2/19/12)

### MOST FREE THROWS MADE

17	Milli Martinez vs. Clemson (1/26/02)
17	Joyce Pierce vs. Hawaii (3/28/92)
15	Ida Neal vs. North Carolina (1/29/89)
14	Jaime Kruppa vs. Hofstra (11/27/99)
14	Niesha Butler vs. Florida State (1/2/99)
14	Joyce Pierce vs. Duke (1/29/95)

### MOST FREE THROWS ATTEMPTED

20	Niesha Butler vs. North Carolina (12/3/98)
20	Joyce Pierce vs. Clemson (1/26/93)
19	Milli Martinez vs. Clemson (1/26/02)
19	Ida Neal vs. North Carolina (1/29/89)
17	Jaime Kruppa vs. Hofstra (11/27/99)
17	Niesha Butler vs. Florida State (1/2/99)
17	Joyce Pierce vs. Hawaii (3/28/92)
17	LeeAnn Woodhull vs. Valdosta (2/21/81)

### BEST FREE THROW PERCENTAGE

1.000 (17-17)	Joyce Pierce vs. Hawaii (3/28/92)
---------------	-----------------------------------

1.000 (11-11)	Aaliyah Whiteside vs. High Point (11/27/15)
1.000 (11-11)	Irene Gari vs. Southeastern Louisiana (11/18/15)
1.000 (11-11)	Stephanie Higgs vs. Clemson (1/7/07)
1.000 (10-10)	Brittany Jackson vs. NC State (1/27/13)
1.000 (10-10)	Brigitte Ardossi vs. UNC (2/26/10)
1.000 (10-10)	Mallorie Winn vs. Maryland (1/18/04)
1.000 (10-10)	Alex Stewart vs. St. John's (12/30/02)
1.000 (10-10)	Betsy Foy vs. NC State (2/1/98)

### MOST REBOUNDS

29	Bonnie Tate vs. Georgia Baptist (11/30/76)
23	Dolores Bootz vs. Fordham (12/6/87)
21	Kisha Ford vs. Mercer (11/26/96)
21	LeeAnn Woodhull vs. Wake Forest (2/10/81)
20	Dolores Bootz vs. Auburn-Mont. (12/30/86)

### MOST ASSISTS

17	Nina Bärlin vs. Virginia (1/10/02)
16	Anita Malone vs. North Carolina (2/22/86)
15	Tiffany Martin vs. Alaska Anch. (12/20/94)
15	Carmen Davis vs. Maryland (1/18/90)
14	Tiffany Martin vs. Maryland (1/5/95)

### MOST STEALS

14	Jill Ingram vs. Virginia Tech (2/29/08)
11	Jacqua Williams vs. North Carolina (1/5/08)
11	Bonnie Tate vs. Spelman (2/15/77)
10	Dawnn Maye vs. Marquette (11/18/12)
9	Tiffany Martin vs. W. Carolina (12/28/95)
8	Nine Times

### MOST BLOCKED SHOTS

9	Allison Echols vs. ETSU (11/24/90)
9	Allison Echols vs. Clemson (1/18/89)
8	Dolores Bootz vs. Southern (12/14/87)
7	Dolores Bootz vs. Maryland (1/14/85)
7	Kasha Terry vs. Duke (1/18/04)

### 30+ POINT GAMES

43	Marielle Walker vs. Iona, 12/20/87
41	Kisha Ford vs. E. Tennessee State, 2/9/94
40	Niesha Butler vs. Florida State, 1/2/99
37	Tyaunna Marshall vs. Miami, 2/24/13
36	Stephanie Higgs vs. Northwestern, 12/18/06
36	Dolores Bootz vs. Coastal Car., 2/22/88
35	Kaela Davis vs. LA Tech (12/30/14)
35	Kisha Ford vs. Manhattan, 12/30/96
35	Carla Munnion vs. Chattanooga, 12/13/95
35	Joyce Pierce vs. Mercer, 2/19/91
35	Ida Neal vs. Tennessee, 2/15/89
34	Fallon Stokes vs. North Carolina, 1/2/03
34	Kenya Williams vs. Davidson, 11/21/98
34	Carla Munnion vs. Manhattan, 12/3/95
34	Karen Lounsbury vs. Chattanooga, 12/31/89
34	Karen Lounsbury vs. Mercer, 1/25/89
34	Karen Lounsbury vs. Maine, 12/18/88
34	Marielle Walker vs. NC State, 1/9/88
33	Kaela Davis vs. Alabama State, 12/17/14
33	Sonja Mallory vs. Miami (Ohio), 11/30/02
33	Sonja Mallory vs. Morris Brown, 2/23/02
33	Kisha Ford vs. Georgia State, 2/13/95
33	Karen Lounsbury vs. Tenn. St., 11/24/89
32	Tyaunna Marshall vs. UNC, 2/6/14
32	Sydney Wallace vs. Baylor, 3/24/12
32	Fallon Stokes vs. Clemson, 2/14/02
32	Kisha Ford vs. Duke, 1/27/97
32	Kisha Ford vs. New Hampshire, 12/2/95
32	Dolores Bootz vs. North Carolina, 1/17/88
32	Dolores Bootz vs. Fordham, 12/6/87
32	LeeAnn Woodhull vs. North Carolina, 3/4/83
32	LeeAnn Woodhull vs. Georgia, 1/16/80
31	Aaliyah Whiteside at Clemson, 1/24/16
31	Aaliyah Whiteside at NC State, 1/7/16
31	Kaela Davis vs. Virginia, 1/25/15
31	Kaela Davis vs. Pitt, 1/18/15
31	Kaela Davis vs. Clemson, 1/30/14
31	Kisha Ford vs. Wake Forest, 2/16/97
31	Joyce Pierce vs. Hawaii, 3/28/92
31	Dolores Bootz vs. Iona, 12/20/87
31	Ida Neal vs. Duke, 1/30/87
30	Tyaunna Marshall vs. Virginia Tech, 1/23/14
30	Chioma Nnamaka vs. Florida State, 1/6/05
30	Stephanie Higgs vs. Samford, 12/21/04
30	Carla Munnion vs. Mercer, 2/22/95
30	Joyce Pierce vs. Clemson, 1/26/93
30	Joyce Pierce vs. Duke, 1/29/93
30	Karen Lounsbury vs. NC State, 2/18/89
30	Ida Neal vs. North Carolina, 1/31/89
30	Karen Lounsbury vs. Virginia, 1/21/89
30	Dolores Bootz vs. Maryland, 1/3/88
30	Hea Ju Moon vs. UAB, 11/27/87
30	Dolores Bootz vs. Marshall, 1/4/86
30	Kristy Sampson vs. Atl. Christian, 2/21/76

### 20-POINT, 20-REBOUND GAMES

Kisha Ford	21 pts., 21 reb. vs. Mercer (11/26/96)
Dolores Bootz	32 pts., 23 reb. vs. Fordham (12/6/87)
Dolores Bootz	27 pts., 20 reb. vs. Auburn-Mont. (12/30/86)
LeeAnn Woodhull	23 pts., 21 reb. vs. Wake Forest (2/10/81)

### TRIPLE-DOUBLES

Milli Martinez	12 pts., 10 reb., 10 ast. vs. Morris Brown, 2/23/02
Alex Stewart	11 pts., 10 reb., 11 ast. vs. Charleston So., 1/30/01
Kisha Ford	33 pts., 13 reb., 10 ast. vs. Georgia St., 2/13/95



# RECORDS

## INDIVIDUAL SEASON RECORDS

### MOST POINTS SCORED

652	Kaela Davis (2014-15)
644	Aaliyah Whiteside (2015-16)
609	Tyaunna Marshall (2013-14)
596	Joyce Pierce (1991-92)
594	Kaela Davis (2013-14)
556	Dolores Bootz (1987-88)
549	Kisha Ford (1996-97)
542	Tyaunna Marshall (2012-13)
539	Karen Lounsbury (1988-89)

### HIGHEST SCORING AVERAGE

20.6	Dolores Bootz (1987-88)
20.3	Kisha Ford (1995-96)
19.6	Tyaunna Marshall (2013-14)
19.5	Aaliyah Whiteside (2015-16)
19.3	Karen Lounsbury (1988-89)
19.3	Joyce Pierce (1988-89)
19.3	Niesha Butler (1998-99)

### MOST FIELD GOALS MADE

244	Tyaunna Marshall (2013-14)
238	Dolores Bootz (1987-88)
235	Kaela Davis (2014-15)
228	Tyaunna Marshall (2012-13)
221	Kisha Ford (1996-97)
218	Joyce Pierce (1991-92)
212	Dolores Bootz (1987-88)
205	Tyaunna Marshall (2011-12)
201	Tyaunna Marshall (2010-11)

### MOST FIELD GOALS ATTEMPTED

645	Kaela Davis (2014-15)
513	Tyaunna Marshall (2013-14)
513	Kaela Davis (2013-14)
509	Aaliyah Whiteside (2015-16)
507	Tyaunna Marshall (2012-13)
468	Fallon Stokes (2002-03)
464	Fallon Stokes (2003-04)
460	Tyaunna Marshall (2011-12)

### HIGHEST FIELD GOAL PERCENTAGE

.610 (180-295)	Dolores Bootz (1985-86)
.609 (238-391)	Dolores Bootz (1987-88)
.605 (101-167)	LeeAnn Woodhull (1980-81)
.596 (130-218)	Roddreka Rogers (2014-15)
.585 (100-171)	Dolores Bootz (1984-85)
.568 (166-292)	Kenya Williams (1998-99)

### MOST THREE-POINT FIELD GOALS MADE

86	Danielle Donehew (1998-99)
85	Kaela Davis (2013-14)
81	Chioma Nnamaka (2006-07)
74	Alex Montgomery (2010-11)
73	Danielle Donehew (1999-00)
72	Alex Montgomery (2008-09)

### MOST 3-POINT FIELD GOALS ATTEMPTED

246	Kaela Davis (2013-14)
235	Kaela Davis (2014-15)
223	Chioma Nnamaka (2006-07)
217	Danielle Donehew (1999-00)
210	Danielle Donehew (1998-99)
209	Alex Montgomery (2010-11)

### HIGHEST 3-POINT FIELD GOAL PERCENTAGE

.460 (23-50)	Devony Caldwell (1991-92)
.433 (13-30)	Sheila Wagner (1989-90)
.432 (48-111)	Danielle Donehew (1996-97)
.412 (14-34)	Stephanie Higgs (2003-04)
.401 (71-177)	Karen Lounsbury (1988-89)
.401 (86-210)	Danielle Donehew (1998-99)

### MOST FREE THROWS MADE

216	Aaliyah Whiteside (2015-16)
155	Joyce Pierce (1991-92)

146	Stephanie Higgs (2006-07)
145	Ida Neal (1988-89)
139	Aaliyah Whiteside (2014-15)
138	Joyce Pierce (1992-93)
137	Joyce Pierce (1990-91)

### MOST FREE THROWS ATTEMPTED

253	Aaliyah Whiteside (2015-16)
196	Sonja Mallory (2002-03)
191	Joyce Pierce (1991-92)
191	Niesha Butler (1998-99)
190	Ida Neal (1988-89)
183	Stephanie Higgs (2006-07)

### BEST FREE THROW PERCENTAGE

.864 (76-88)	Betsy Foy (1997-98)
.858 (91-106)	Karen Lounsbury (1989-90)
.854 (216-253)	Aaliyah Whiteside (2015-16)
.851 (103-121)	Alex Stewart (2002-03)
.841 (138-164)	Joyce Pierce (1992-93)
.836 (56-67)	Janie Mitchell (2005-06)

### MOST REBOUNDS

420	Bonnie Tate (1976-77)
335	Roddreka Rogers (2014-15)
333	Bonnie Tate (1977-78)
310	Dolores Bootz (1986-87)
300	Alex Montgomery (2010-11)
298	Joyce Pierce (1991-92)

### HIGHEST REBOUNDING AVERAGE

16.2	Bonnie Tate (1976-77)
13.9	Bonnie Tate (1977-78)
11.6	Dolores Bootz (1985-86)
11.5	Dolores Bootz (1985-86)
11.4	Bonnie Tate (1978-79)

### MOST ASSISTS

220	Tiffany Martin (1995)
199	Ida Neal (1988-89)
173	Carmen Davis (1989-90)
172	Alex Stewart (2002-03)
165	Alex Stewart (2003-04)

### HIGHEST ASSIST AVERAGE

7.9	Nina Bärin (2001-02)
7.3	Tiffany Martin (1994-95)
7.1	Ida Neal (1988-89)
5.8	Carmen Davis (1989-90)
5.7	Alex Stewart (2003-04)

### MOST STEALS

118	Jacqua Williams (2007-08)
109	Jacqua Williams (2008-09)
101	Jill Ingram (2007-08)
95	Jacqua Williams (2006-07)
92	Kisha Ford (1993-94)
92	Imani Tilford (2016-17)

### MOST BLOCKED SHOTS

80	Dolores Bootz (1987-88)
70	Kasha Terry (2003-04)
68	Dolores Bootz (1985-86)
65	Joannah Kauffman (1997-98)
58	Sonja Mallory (2001-02)

### MOST GAMES PLAYED

37	Six players (2016-17)
35	Four players (2011-12)
35	Four players (2010-11)
34	Seven players (2010-11, 2014-15)
33	Four players (2015-16)
33	Five players (2006-07)
33	Six players (1991-92)

### MOST DOUBLE-DOUBLES

17	Dolores Bootz (1986-87)
17	Dolores Bootz (1985-86)

14	Joyce Pierce (1991-92)
12	Roddreka Rogers (2014-15)
12	Dolores Bootz (1987-88)
12	LeeAnn Woodhull (1979-80)
12	Joyce Pierce (1990-91)
12	Alex Montgomery (2010-11)

## OPPONENT GAME RECORDS

### MOST POINTS IN A HALF

65	by Valdosta State (12/10/79)
60	by Georgia (12/13/94)
58	by Florida State (2/5/01)
58	by Maryland (2/6/89)
58	by Tennessee (2/2/87)

### MOST FIELD GOALS MADE IN A HALF

29	by Valdosta State (12/10/79)
26	by Clemson (2/11/85)
24	by NC State (1/28/99)
24	by Duke (2/27/98)
24	by Georgia (12/13/94)
24	by Maryland (3/5/88)

### MOST FIELD GOALS ATTEMPTED IN A HALF

62	by Richmond (11/26/88)
54	by UAB (11/27/87)
54	by NC State (2/13/84)
53	by Albany State (1/28/81)
53	by Valdosta State (12/10/79)

### HIGHEST FIELD GOAL PERCENTAGE IN A HALF

.778 (17-22)	by Vanderbilt (1/9/82)
.762 (16-21)	by North Carolina (12/22/05)
.758 (22-29)	by Maryland (12/15/82)
.731 (19-26)	by Clemson (2/22/98)
.731 (19-26)	by Duke (1/27/97)

### MOST 3-POINT FIELD GOALS MADE IN A HALF

9	by North Carolina (2/16/17)
8	by Duke (1/27/97)
8	by Duke (1/27/05)
8	by NC State (1/26/14)
7	by Green Bay (11/28/14)
7	by Villanova (11/29/14)
7	by Villanova (11/29/14)
7	by Miami (2/21/10)
7	by Iowa State (3/22/08)
7	by Miami (1/13/08)
7	by Charleston Southern (1/30/01)
7	by Virginia (1/30/98)
7	by Duke (2/7/04)
7	by North Carolina (1/13/13)

### MOST 3-POINT FIELD GOALS ATTEMPTED IN A HALF

23	by Syracuse (1/15/17)
23	by Villanova (11/29/14)
19	by Villanova (11/29/14)
19	by Virginia (1/21/89)
18	by Syracuse (1/15/17)
18	by UAB (11/27/87)
18	by Lipscomb (12/29/14)
18	by Syracuse (2/8/15)
17	by Princeton (12/29/16)
17	by St. Francis Brooklyn (12/20/14)
17	by Alabama State (11/11/11)
17	by Charlotte (11/15/02)
17	by Charleston Southern (11/28/97)
17	by Alabama (12/29/92)
17	by Washington (12/21/12)

### MOST FREE THROWS MADE IN A HALF

28	by Duke (1/26/91)
23	by Maryland (1/26/06)
23	by Georgia (12/27/01)
22	by Tennessee (2/2/87)
21	by Davidson (12/3/97)
21	by Georgia (12/15/93)
21	by FIU (12/30/12)

# RECORDS

## MOST FREE THROWS ATTEMPTED IN A HALF

36	by Duke (1/26/91)
30	by Maryland (1/26/06)
28	by Georgia State (11/23/99)
28	by Georgia (12/15/93)
28	by Campbell (12/20/90)

## MOST POINTS SCORED

113	by Georgia (12/13/94)
113	by Valdosta State (12/10/79)
111	by Morris Brown (1/23/93)
107	by Virginia (1/23/93)
106	by Maryland (2/6/89)

## MOST FIELD GOALS MADE

47	by Valdosta State (12/10/79)
46	by Maryland (3/5/88)
46	by North Carolina (1/6/83)
45	by Maryland (2/6/89)
43	by Georgia (12/13/94)
43	by NC State (2/7/86)

## MOST FIELD GOALS ATTEMPTED

98	by Richmond (11/26/88)
96	by Valdosta State (12/10/79)
95	by Albany State (1/3/80)
94	by Albany State (1/14/81)
93	by Virginia (11/24/85)

## HIGHEST FIELD GOAL PERCENTAGE

.660 (33-50)	by Duke (1/27/97)
.638 (37-58)	by Miami (3/2/17)
.638 (37-58)	by Miami (3/2/17)
.636 (42-66)	by Virginia (1/23/93)
.630 (46-73)	by Maryland (3/5/88)
.626 (42-67)	by Maryland (12/15/82)
.626 (42-67)	by NC State (2/8/80)

## MOST 3-POINT FIELD GOALS MADE

14	by North Carolina (2/16/17)
14	by Villanova (11/29/14)
14	by North Carolina (2/16/17)
13	by Duke (1/17/05)
12	by NC State (2/12/15)
12	by Princeton (12/21/03)
12	by Alabama (12/29/92)
11	by Notre Dame (12/30/15)
11	by Pitt (1/18/15)
11	by Virginia (2/11/02)
11	by Charleston Southern (1/30/01)
11	by Charleston Southern (11/28/97)

## MOST 3-POINT FIELD GOALS ATTEMPTED

42	by Villanova (11/29/14)
41	by Syracuse (1/15/17)
33	by Lipscomb (12/29/14)
32	by Alabama State (11/13/16)
32	by Syracuse (2/7/16)
32	by Charleston Southern (11/28/97)
32	by Washington (12/21/12)
31	by Elon (11/26/99)
30	by Green Bay (11/26/11)
30	by Charlotte (11/15/02)
30	by Southern Mississippi (3/16/00)
30	by Chattanooga (12/16/98)

## HIGHEST 3-POINT FIELD GOAL PERCENTAGE

.875 (7-8)	by Fordham (12/6/87)
.833 (10-12)	by Florida State (12/5/01)
.800 (4-5)	by Florida State (1/18/93)
.800 (4-5)	by Wake Forest (1/8/89)
.714 (10-14)	by Duke (1/7/99)
.714 (5-7)	by Florida State (1/31/96)

## MOST FREE THROWS MADE

36	by Maryland (1/20/08)
36	by Duke (1/26/91)
35	by Virginia (3/2/08)

35	by Maryland (1/19/14)
33	by Florida State (1/31/96)
33	by Maryland (1/26/06)

## MOST FREE THROWS ATTEMPTED

51	by Florida State (1/31/96)
46	by Virginia (3/2/08)
46	by Duke (1/26/91)
44	by Maryland (1/20/08)
44	by Georgia (12/27/01)

## HIGHEST FREE THROW PERCENTAGE

1.000 (19-19)	by NC State (1/3/85)
1.000 (11-11)	by Duke (2/18/95)
1.000 (10-10)	by Elon (11/26/99)
1.000 (8-8)	by Pittsburgh (2/19/17)
1.000 (8-8)	by Boston College (1/25/07)
1.000 (8-8)	by Pittsburgh (2/19/17)
1.000 (6-6)	by Virginia Tech (3/22/03)

## MOST REBOUNDS

67	by Richmond (11/26/88)
67	by Georgia (11/25/80)
65	by Tennessee (11/17/13)
63	by Albany State (1/14/81)
62	by Valdosta State (12/10/79)

## MOST ASSISTS

33	by Virginia (1/10/01)
33	by NC State (2/7/86)
32	by NC State (1/4/91)
32	by NC State (1/7/89)
31	by Virginia (1/23/91)

## MOST BLOCKED SHOTS

15	by Tulsa (12/12/04)
15	by Virginia (1/20/96)
14	by Virginia (1/14/99)
13	by Duke (1/17/05)
13	by Duke (3/7/14)
12	by North Carolina (1/13/13)
12	by North Carolina (3/5/15)
11	by Alabama State (12/17/14)
11	by Pitt (1/18/15)
11	by Duke (2/26/15)

## MOST STEALS

29	by Mercer (1/7/80)
26	by Valdosta State (12/10/79)
25	by Georgia (12/4/82)
25	by Clemson (1/31/80)
22	by Syracuse (2/7/16)
22	by North Carolina (2/27/85)
22	by Virginia (2/16/85)

## MOST TURNOVERS

43	by East Tennessee State (2/9/94)
42	by Georgia State (12/14/93)
40	by Utah State (12/15/86)
39	by Kennesaw State (11/19/08)
39	by Covenant (12/1/81)
37	by Virginia Tech (2/29/08)
37	by Furman (1/14/80)
37	by Marquette (11/18/12)

## OPPONENT 100+ POINT GAMES

113	by Georgia (12/13/94)
113	by Valdosta State (12/10/79)
107	by Virginia (1/23/93)
106	by Maryland (2/6/89)
103	by Virginia (3/2/08)
103	by Alabama (12/29/92)
103	by Clemson (1/31/80)
102	by Maryland (3/5/88)
100	by Duke (2/27/98)
100	by NC State (1/7/89)
100	by Tennessee (2/2/87)
100	by Georgia (11/29/84)

## OPPONENT SEASON RECORDS

### MOST POINTS SCORED

2,429	2016-17 (37 games)
2,297	1991-92 (33 games)
2,295	2013-14 (32 games)
2,276	2014-15 (34 games)
2,267	1989-90 (30 games)
2,221	1988-89 (28 games)
2,152	1990-91 (28 games)

### MOST FIELD GOALS MADE

870	1982-83
866	1988-89
865	2016-17
864	1987-88
860	1985-86
854	1991-92

### MOST FIELD GOALS ATTEMPTED

2,198	2016-17
2,062	1991-92
2,061	2015-14
2,018	1988-89
1,998	2011-12
1,969	1982-83
1,963	2013-14

### HIGHEST FIELD GOAL PERCENTAGE

.460 (860-1869)	1985-86
.456 (852-1870)	1979-80
.452 (853-1889)	1989-90
.448 (705-1575)	1981-82
.442 (870-1969)	1982-83

### MOST THREE-POINTERS MADE

222	2014-15
209	2016-17
169	2015-16
154	2010-11
153	2002-03
151	2003-04
149	2000-01
144	2009-10
144	2001-02

### MOST THREE-POINTERS ATTEMPTED

684	2016-17
664	2014-15
575	2015-16
508	2010-11
507	2009-10
499	1999-00
489	2011-12
487	2013-14
469	2006-07
458	2007-08

### HIGHEST 3-POINT FIELD GOAL PERCENTAGE

.405 (62-153)	1987-88
.380 (82-216)	1989-90
.368 (153-416)	2002-02
.353 (149-422)	2000-01
.347 (151-435)	2003-04

### MOST FREE THROWS MADE

548	2013-14
492	1991-92
490	2016-17
479	1989-90
450	2012-13
448	1990-91

### MOST FREE THROWS ATTEMPTED

801	2013-14
731	1991-92
710	1989-90
701	2012-13

# RECORDS

690 1990-91

## HIGHEST FREE THROW PERCENTAGE

.713 (490-687)	2016-17
.706 (308-436)	2004-05
.704 (388-551)	2014-15
.697 (397-570)	1983-84
.692 (408-590)	2006-07
.691 (381-551)	2007-08
.690 (407-590)	2008-09
.689 (430-629)	2005-06

## MOST REBOUNDS

1,345	2016-17
1,304	1980-81
1,304	1988-89
1,289	1991-92
1,257	1989-90
1,255	2013-14
1,240	2011-12

## MOST ASSISTS

521	1989-90
494	1988-89
483	2014-15
477	1991-92
475	1987-88
474	1999-00

## MOST BLOCKED SHOTS

178	2016-17
147	2012-13
146	2010-11
135	2011-12
133	2006-07
133	2014-15
123	2008-09
119	2009-10
112	2015-16
109	1983-84

## MOST STEALS

387	1979-80
334	1984-85
300	1988-89
297	1997-98
292	2012-13
290	2010-11
287	2011-12
287	1991-92



## RECORDS

## CAREER LEADERS

## POINTS

1.	Tyaunna Marshall (2011-14)	2,129
2.	Kisha Ford (1994-97)	1,955
3.	Karen Lounsbury (1989-92)	1,743
4.	Dolores Bootz (1985-88)	1,723
5.	Carla Munnion (1995-98)	1,671
6.	Chioma Nnamaka (2005-08)	1,593
7.	Aaliyah Whiteside (2012-16)	1,580
8.	Alex Montgomery (2008-11)	1,565
9.	Joyce Pierce (1991-93)	1,557
10.	Janie Mitchell (2005-08)	1,422
	Kate Brandt (1981-84)	1,422

## SCORING AVERAGE

1.	Dolores Bootz (1985-88)	18.9
	Kaela Davis (2014-15)	18.9
2.	Joyce Pierce (1991-93)	18.8
3.	Kisha Ford (1994-97)	17.9
4.	Niesha Butler (1999-02)	16.3
	Tyaunna Marshall (2011-14)	16.3
6.	Carla Munnion (1995-98)	14.9
7.	Karen Lounsbury (1989-92)	14.6
8.	Bonnie Tate (1977-79)	14.5
9.	LeeAnn Woodhull (1980-83)	13.6
10.	Chioma Nnamaka (2005-08)	13.3
	Kate Brandt (1981-84)	13.3

## FIELD GOALS MADE

1.	Tyaunna Marshall (2011-14)	878
2.	Kisha Ford (1994-97)	780
3.	Dolores Bootz (1985-88)	730
4.	Karen Lounsbury (1989-92)	609
5.	Carla Munnion (1995-98)	601
6.	Kate Brandt (1981-84)	575
7.	Janie Mitchell (2005-08)	560
8.	Chioma Nnamaka (2005-08)	558
9.	Joyce Pierce (1991-93)	553
10.	Alex Montgomery (2008-11)	551

## FIELD GOALS ATTEMPTED

1.	Tyaunna Marshall (2011-14)	1,902
2.	Kisha Ford (1994-97)	1,740
3.	Carla Munnion (1995-98)	1,451
4.	Karen Lounsbury (1989-92)	1,438
5.	Chioma Nnamaka (2005-08)	1,422
6.	Alex Montgomery (2008-11)	1,395
7.	Kate Brandt (1981-84)	1,303
8.	Janie Mitchell (2005-08)	1,290
9.	Fallon Stokes (2001-04)	1,275
10.	Aaliyah Whiteside (2012-16)	1,262
11.	Stephanie Higgs (2004-07)	1,245

## FIELD GOAL PERCENTAGE

(Minimum 100 made)		
1.	Dolores Bootz (1985-88)	.593 (730-1232)
2.	Kenya Williams (1996-99)	.568 (420-739)
3.	Roddreka Rogers (2012-16)	.562 (381-678)
4.	LeeAnn Woodhull (1980-83)	.527 (471-894)
5.	Chelsea Regins (2009-12)	.522 (186-356)
6.	Aimee Weiss (1990-93)	.520 (474-912)
7.	Theresa Gernatt (1988-91)	.514 (273-515)
8.	Joyce Pierce (1991-93)	.500 (553-1107)
9.	Mandy Miller (1987-88)	.489 (108-221)
10.	Brigitte Ardossi (2007-10)	.483 (360-746)

## FREE THROWS MADE

1.	Aaliyah Whiteside (2012-16)	502
2.	Joyce Pierce (1991-93)	430
3.	LeeAnn Woodhull (1980-83)	360
4.	Tyaunna Marshall (2011-14)	353
5.	Kisha Ford (1993-97)	359
6.	Stephanie Higgs (2004-07)	345
7.	Ida Neal (1986-89)	340
8.	Karen Lounsbury (1989-92)	320
9.	Carla Munnion (1995-98)	300
10.	Jaime Kruppa (1997-01)	289

## FREE THROWS ATTEMPTED

1.	Aaliyah Whiteside (2012-16)	616
2.	Tyaunna Marshall (2011-14)	572
3.	LeeAnn Woodhull (1980-83)	550
4.	Joyce Pierce (1991-93)	537
5.	Kisha Ford (1993-97)	522
6.	Sonja Mallory (2000-03)	483
7.	Ida Neal (1986-89)	475
8.	Stephanie Higgs (2004-07)	460
9.	Sasha Goodlett (2009-12)	425
10.	Jaime Kruppa (1997-2001)	420
11.	Fallon Stokes (2001-04)	403

## FREE THROW PERCENTAGE

(Minimum 100 made)		
1.	Selena Baldwin (1990-93)	.820 (146-178)
2.	Aaliyah Whiteside (2012-16)	.815 (502-616)
3.	Karen Lounsbury (1989-92)	.814 (320-393)
4.	Joyce Pierce (1991-93)	.801 (430-537)
5.	Kaela Davis (2014-15)	.781 (235-301)
6.	Alex Stewart (2000-04)	.777 (269-346)
7.	Brigitte Ardossi (2007-10)	.776 (281-362)
8.	Devony Caldwell (1990-93)	.775 (238-307)
9.	Alex Montgomery (2008-11)	.774 (226-292)
10.	Kim Crawford (1983-86)	.766 (134-175)

## THREE-POINT FIELD GOALS MADE

1.	Chioma Nnamaka (2005-08)	269
2.	Danielle Donehew (1997-00)	241
3.	Alex Montgomery (2008-11)	237
4.	Karen Lounsbury (1989-92)	205
5.	Carla Munnion (1995-98)	169
6.	Sydney Wallace (2012-15)	167
7.	Antonia Peresson (2014-pres.)	165
8.	Kaela Davis (2014-15)	153
9.	Megan Isom (2002-04)	135
10.	Metra Walthour (2009-12)	125

## THREE-POINT FIELD GOALS ATTEMPTED

1.	Chioma Nnamaka (2005-08)	733
2.	Alex Montgomery (2008-11)	686
3.	Danielle Donehew (1997-00)	659
4.	Karen Lounsbury (1989-92)	550
5.	Carla Munnion (1995-98)	540
6.	Sydney Wallace (2012-15)	485
7.	Antonia Peresson (2014-pres.)	484
8.	Kaela Davis (2014-15)	481
9.	Megan Isom (2002-04)	420
10.	Metra Walthour (2009-12)	392
	Katarina Vuckovic (2013-17)	392

## THREE-POINT PERCENTAGE

(Minimum 50 attempts)		
1.	Marielle Walker (1985-88)	.458 (49-107)
2.	Devony Caldwell (1990-93)	.397 (69-174)
3.	Ida Neal (1986-89)	.393 (33-84)
4.	Karen Lounsbury (1989-92)	.373 (205-550)
5.	Irene Gari (2015-16)	.371 (26-70)
6.	Chioma Nnamaka (2005-08)	.367 (269-733)
7.	Selena Baldwin (1990-93)	.367 (101-275)
8.	Danielle Donehew (1997-00)	.366 (241-659)
9.	Alex Montgomery (2008-11)	.345 (237-686)
10.	Sydney Wallace (2012-15)	.344 (167-485)

## REBOUNDS

1.	Bonnie Tate (1977-79)	1,039
2.	Dolores Bootz (1985-88)	978
3.	Roddreka Rogers (2012-16)	963
4.	Kisha Ford (1994-97)	871
5.	Tyaunna Marshall (2011-14)	850
6.	Alex Montgomery (2008-11)	837
7.	Cindy Cochran (1982-85)	804
8.	Regina Tate (1998-2002)	801
9.	LeeAnn Woodhull (1980-83)	801
10.	Joyce Pierce (1991-93)	764
	Sasha Goodlett (2009-12)	760

## REBOUNDING AVERAGE

1.	Bonnie Tate (1977-79)	13.9
2.	Dolores Bootz (1985-88)	10.7

3.	Joyce Pierce (1991-93)	9.2
4.	LeeAnn Woodhull (1980-83)	8.3
5.	Kisha Ford (1994-97)	8.0
6.	Melinda Ryan (1978-80)	7.6
	Cindy Cochran (1982-85)	7.6
8.	Roddreka Rogers (2012-16)	7.5
9.	Teresa Lopez (1979-81)	7.4
10.	Jan Chandler (1974-76)	7.2

## ASSISTS

1.	Tiffany Martin (1994-97)	559
2.	Ida Neal (1986-89)	508
3.	Alex Stewart (2000-04)	505
4.	Dawnn Maye (2011-14)	412
5.	Tory Ehle (1984-87)	402
6.	Metra Walthour (2009-12)	389
7.	Carmen Davis (1990-92)	357
8.	Jill Ingram (2005-08)	345
9.	Kisha Ford (1994-97)	335
10.	Nina Bärin (2000-03)	331

## HIGHEST ASSIST AVERAGE

1.	Tiffany Martin (1994-97)	5.3
2.	Ida Neal (1986-89)	4.7
3.	Nina Bärin (1999-03)	4.4
	Carmen Davis (1990-92)	4.4
5.	Alex Stewart (2000-04)	4.2
6.	Tory Ehle (1984-87)	3.7
7.	Anita Malone (1982-86)	3.6
8.	Dawnn Maye (2011-14)	3.3
	Niesha Butler (1998-02)	3.3
10.	Kisha Ford (1994-97)	3.1

## STEALS

(Since 1979)		
1.	Jacquie Williams (2006-09)	370
2.	Tyaunna Marshall (2011-14)	282
3.	Kisha Ford (1994-97)	278
	Tiffany Martin (1994-97)	278
5.	Jill Ingram (2005-08)	272
6.	Dawnn Maye (2011-14)	250
7.	Alex Montgomery (2008-11)	226
8.	Kate Brandt (1981-84)	215
9.	Metra Walthour (2009-12)	211
10.	Aimee Weiss (1990-93)	200

## BLOCKED SHOTS

(Since 1979)		
1.	Dolores Bootz (1985-88)	245
2.	Kasha Terry (2003-06)	195
3.	Sonja Mallory (2000-03)	173
4.	Joannah Kauffman (1995-98)	170
5.	Sasha Goodlett (2009-12)	127
6.	Kathy Dorth (1993-97)	98
7.	Aimee Weiss (1990-93)	93
8.	Allison Echols (1989-92)	85
9.	LeeAnn Woodhull (1980-83)	72
10.	Katarina Vuckovic (2013-17)	69

## GAMES PLAYED

1.	Mo Bennett (2009-12)	134
	Sasha Goodlett (2009-12)	134
3.	Tyaunna Marshall (2011-14)	131
	Katarina Vuckovic (2013-17)	131
5.	Brigitte Ardossi (2007-10)	130
6.	Metra Walthour (2009-12)	128
	Roddreka Rogers (2012-16)	128
8.	Chelsea Regins (2009-12)	127
	Aaliyah Whiteside (2012-16)	127
10.	Alex Montgomery (2008-11)	124

## MINUTES PLAYED

1.	Tyaunna Marshall (2011-14)	3,935
2.	Kisha Ford (1994-97)	3,823
3.	Karen Lounsbury (1989-92)	3,763
4.	Aaliyah Whiteside (2012-16)	3,643
5.	Alex Montgomery (2008-11)	3,576
6.	Tiffany Martin (1994-97)	3,555
7.	Metra Walthour (2009-12)	3,532
8.	Sasha Goodlett (2009-12)	3,522

# RECORDS BY CLASS

9. Chioma Nnamaka (2005-08)	3,511
10. Carla Munnion (1995-98)	3,482

## FRESHMAN

Points Player (Year)	G	#	Avg.
1. Kaela Davis (2013-14)	32	594	18.6
2. Karen Lounsbury (1988-89)	28	539	19.3
3. Niesha Butler (1998-99)	27	521	19.3
4. Tyaunna Marshall (2010-11)	35	475	13.6
5. Carla Munnion (1994-95)	30	473	15.8
6. Kisha Ford (1993-94)	27	437	16.2
<b>7. Francesca Pan (2016-17)</b>	<b>36</b>	<b>414</b>	<b>11.5</b>
<b>8. Zaire O'Neil (2014-15)</b>	<b>31</b>	<b>350</b>	<b>11.3</b>
9. Kate Brandt (1980-81)	26	346	13.3
10. Chioma Nnamaka (2004-05)	27	344	12.7
11. LeeAnn Woodhull (1979-80)	23	336	14.6

Rebounds Player (Year)	G	#	Avg.
1. LeeAnn Woodhull (1979-80)	23	248	10.8
2. Cindy Cochran (1981-82)	25	236	9.4
3. Kisha Ford (1993-94)	27	233	8.6
4. Aimee Weiss (1989-90)	30	189	6.3
<b>5. Zaire O'Neil (2014-15)</b>	<b>31</b>	<b>180</b>	<b>5.8</b>
Kaela Davis (2013-14)	32	180	5.6
7. Carla Munnion (1994-95)	30	176	5.9
8. Janice James (1983-84)	28	169	6.0
9. Alex Montgomery (2007-08)	31	168	5.4
10. Roddreka Rogers (2012-13)	29	162	5.6

Assists Player (Year)	G	#	Avg.
1. Carmen Davis (1989-90)	30	173	5.8
2. Niesha Butler (1998-99)	27	120	4.4
3. Nina Bärin (1999-00)	31	117	3.8
4. Kisha Ford (1993-94)	27	108	4.0
5. Ida Neal (1985-86)	27	97	3.6
6. Tony Ehle (1983-84)	28	91	3.3
7. Tiffany Martin (1993-94)	23	77	3.4
8. Alex Stewart (1999-00)	31	73	2.4
9. Jill Ingram (2004-05)	27	71	2.6
10. Mary Giambruno (1979-80)	25	70	2.8

Blocked Shots Player (Year)	G	#	Avg.
1. Joannah Kauffman (1994-95)	28	49	1.8
2. Dolores Bootz (1984-85)	14	41	2.9
3. Kasha Terry (2002-03)	30	40	1.3
<b>4. Zaire O'Neil (2014-15)</b>	<b>31</b>	<b>36</b>	<b>1.2</b>
5. Sasha Goodlett (2008-09)	32	30	0.9
6. Allison Echols (1988-89)	27	29	1.1
Aimee Weiss (1989-90)	30	29	1.0
8. Alex Montgomery (2007-08)	31	25	0.8
9. LeeAnn Woodhull (1979-80)	23	21	0.9
Kathy Dortch (1992-93)	26	21	0.8

Steals Player (Year)	G	#	Avg.
1. Kisha Ford (1993-94)	27	92	3.4
2. Tyaunna Marshall (2010-11)	35	59	1.7
3. Tiffany Martin (1993-94)	23	56	2.4
Nina Bärin (1999-00)	31	56	1.9
5. Jill Ingram (2004-05)	27	53	2.0
Alex Montgomery (2007-08)	31	53	1.7
7. Anita Malone (1981-82)	24	52	2.2
Aimee Weiss (1989-90)	30	52	1.7
9. Jacquie Williams (2005-06)	27	48	1.8
10. Ciani Cryor (2015-16)	29	48	1.7
11. Kate Brandt (1980-81)	26	47	1.8
Niesha Butler (1998-99)	27	47	1.7

## SOPHOMORE

Points Player (Year)	G	#	Avg.
1. Kaela Davis (2014-15)	34	652	19.2
2. Kisha Ford (1994-95)	28	521	18.6
3. Tyaunna Marshall (2011-12)	35	503	14.4
4. Joyce Pierce (1990-91)	26	502	19.3
5. Karen Lounsbury (1989-90)	30	495	16.5
6. Carla Munnion (1995-96)	27	465	17.2
7. Niesha Butler (2000-01)	28	438	15.6
8. Dolores Bootz (1985-86)	23	417	18.1
9. Alex Montgomery (2008-09)	30	410	13.7
10. Chioma Nnamaka (2005-06)	29	360	12.4

Rebounds Player (Year)	G	#	Avg.
1. Dolores Bootz (1985-86)	23	266	11.6
2. Joyce Pierce (1990-91)	26	247	9.5
3. Regina Tate (1998-99)	27	236	8.7
4. Theresa Gernatt (1988-89)	28	228	8.1
5. Cindy Cochran (1982-83)	26	221	8.5
6. Tyaunna Marshall (2011-12)	35	216	6.2
7. Kirsten Weinert (1983-84)	28	212	7.6
Roddreka Rogers (2013-14)	32	212	6.6
9. LeeAnn Woodhull (1980-81)	21	204	9.7
10. Alex Montgomery (2008-09)	30	202	6.7

Assists Player (Year)	G	#	Avg.
1. Tiffany Martin (1994-95)	30	220	7.3
2. Dawnn Maye (2011-12)	34	128	3.8
3. Tony Ehle (1984-85)	27	112	4.1
4. Ida Neal (1986-87)	27	106	3.9
5. Anita Malone (1982-83)	28	102	3.6
6. Kim Crawford (1984-85)	27	91	3.4
Metra Walthour (2009-10)	33	91	2.8
8. Alex Stewart (2000-01)	29	90	3.1
9. Jill Ingram (2005-06)	27	87	3.2
10. Carmen Davis (1990-91)	20	83	4.2
Kisha Ford (1994-95)	28	83	3.0

Blocked Shots Player (Year)	G	#	Avg.
1. Kasha Terry (2003-04)	28	70	2.5
2. Dolores Bootz (1985-86)	23	56	2.4
3. Sonja Mallory (2000-01)	26	41	1.6
4. Joannah Kauffman (1995-96)	27	38	1.4
5. Kathy Dortch (1993-94)	27	37	1.4
6. Nariah Taylor (2013-14)	29	28	0.9
7. LeeAnn Woodhull (1980-81)	21	23	1.1
Sasha Goodlett (2009-10)	33	23	0.7
9. Alex Montgomery (2008-09)	30	21	0.7

Steals Player (Year)	G	#	Avg.
1. Jacquie Williams (2006-07)	33	95	2.9
2. Anita Malone (1982-83)	28	80	2.9
Dawnn Maye (2011-12)	34	80	2.4
4. Alex Montgomery (2008-09)	30	74	2.5
5. Joyce Pierce (1990-91)	26	67	2.3
6. Jill Ingram (2005-06)	27	64	2.4
7. Deja Foster (2008-09)	31	63	2.0
8. Metra Walthour (2009-10)	33	61	1.9
Tyaunna Marshall (2011-12)	35	61	1.7
10. Imani Tilford (2015-16)	33	61	1.8
11. Iasia Hemingway (2008-09)	32	60	1.9

## JUNIOR

Points Player (Year)	G	#	Avg.
1. Joyce Pierce (1991-92)	33	596	18.1
2. Tyaunna Marshall (2012-13)	30	542	18.1
3. Dolores Bootz (1986-87)	27	499	18.5
4. Fallon Stokes (2002-03)	31	486	15.7
<b>5. Zaire O'Neil (2016-17)</b>	<b>37</b>	<b>479</b>	<b>12.9</b>
6. Aaliyah Whiteside (2014-15)	34	456	13.4
7. Kisha Ford (1995-96)	27	448	16.6
8. Chioma Nnamaka (2006-07)	33	429	13.0
9. Janie Mitchell (2006-07)	29	421	14.5
10. Carla Munnion (1996-97)	27	414	15.3
11. Sonja Mallory (2001-02)	29	410	14.1

Rebounds Player (Year)	G	#	Avg.
1. Roddreka Rogers (2014-15)	34	335	9.9
2. Sonja Mallory (1986-87)	27	310	11.5
3. Joyce Pierce (1991-92)	33	298	9.0
4. Tyaunna Marshall (2012-13)	30	251	8.4
5. Jaime Kruppa (1999-00)	31	239	7.7
6. Sonja Mallory (2001-02)	29	233	8.0
<b>7. Elo Edeferioka (2016-17)</b>	<b>37</b>	<b>221</b>	<b>6.0</b>
8. Aaliyah Whiteside (2014-15)	34	216	6.4
9. Teresa Lopez (1980-81)	27	215	8.0
<b>10. Zaire O'Neil (2016-17)</b>	<b>37</b>	<b>212</b>	<b>5.7</b>
11. Regina Tate (1999-00)	31	210	6.8
12. Milli Martinez (2000-01)	29	202	7.0

Assists Player (Year)	G	#	Avg.
1. Alex Stewart (2002-03)	31	172	5.6
2. Dawnn Maye (2012-13)	30	143	4.8
3. Val Avant (1987-88)	27	142	5.3
4. Nina Bärin (2001-02)	17	135	7.9
5. Metra Walthour (2010-11)	35	132	3.8
6. Tiffany Martin (1995-96)	27	123	4.6
<b>7. Imani Tilford (2016-17)</b>	<b>37</b>	<b>119</b>	<b>3.2</b>
8. Deja Foster (2009-10)	33	108	3.3
9. Ida Neal (1987-88)	27	106	3.9
10. Carmen Davis (1991-92)	32	101	3.2
12. Selena Baldwin (1991-92)	33	89	2.7
Sheila Wagner (1988-89)	26	89	3.4

Blocked Shots Player (Year)	G	#	Avg.
1. Dolores Bootz (1986-87)	27	68	2.5
2. Sonja Mallory (2001-02)	29	58	2.0
<b>3. Elo Edeferioka (2016-17)</b>	<b>37</b>	<b>32</b>	<b>0.9</b>
3. Kasha Terry (2004-05)	12	30	2.5
4. Demetri Keener (1993-94)	27	29	1.1
5. Allison Echols (1990-91)	28	28	1.0
6. Sasha Goodlett (2010-11)	35	26	0.7
7. Roddreka Rogers (2014-15)	34	25	0.7
8. Kathy Dortch (1995-96)	25	23	0.9
Aimee Weiss (1991-92)	29	23	0.8
<b>10. Zaire O'Neil (2016-17)</b>	<b>37</b>	<b>20</b>	<b>0.5</b>
11. Jennifer Leachman (1984-85)	27	19	0.7

Steals Player (Year)	G	#	Avg.
1. Jacquie Williams (2007-08)	31	118	3.8
<b>2. Imani Tilford (2016-17)</b>	<b>37</b>	<b>92</b>	<b>2.5</b>
3. Tiffany Martin (1995-96)	27	81	3.0
Dawnn Maye (2012-13)	30	81	2.7
Metra Walthour (2010-11)	35	81	2.3
6. Tyaunna Marshall (2012-13)	30	78	2.6
7. Kisha Ford (1995-96)	27	71	2.6
Joyce Pierce (1991-92)	33	71	2.1
9. Megan Isom (2002-03)	31	65	2.1
10. Milli Martinez (2000-01)	29	60	2.1
Alex Stewart (2002-03)	31	60	1.9

## SENIOR

Points Player (Year)	G	#	Avg.
1. Aaliyah Whiteside (2015-16)	33	644	19.5
2. Tyaunna Marshall (2013-14)	31	609	19.6
3. Dolores Bootz (1987-88)	27	556	20.6
4. Kisha Ford (1996-97)	27	549	20.3
5. Ida Neal (1988-89)	28	538	19.2
6. Brigitte Ardossi (2009-10)	33	532	16.1
7. Janie Mitchell (2007-08)	32	526	16.4
8. Stephanie Higgs (2006-07)	33	509	15.4
9. Sasha Goodlett (2011-12)	35	506	14.5
10. Sonja Mallory (2002-03)	31	503	16.2
11. Marielle Walker (1987-88)	26	490	18.8

Rebounds Player (Year)	G	#	Avg.
1. Alex Montgomery (2010-11)	35	300	8.6
2. Sonja Mallory (2002-03)	31	278	9.0
3. Sasha Goodlett (2009-12)	35	268	7.7
4. Roddreka Rogers (2015-16)	33	254	7.7
5. Brigitte Ardossi (2009-10)	33	242	7.3
6. Dolores Bootz (1987-88)	27	238	10.5
7. Aaliyah Whiteside (2015-16)	33	237	7.2
7. Tyaunna Marshall (2013-14)	31	235	7.6
8. Kisha Ford (1996-97)	27	232	8.6
10. Regina Tate (2001-02)	29	226	7.8
11. Joyce Pierce (1992-93)	24	219	9.1
12. Jaime Kruppa (2000-01)	28	208	7.4

Assists Player (Year)	G	#	Avg.
1. Ida Neal (1988-89)	28	199	7.1
2. Alex Stewart (2003-04)	29	165	5.7
3. Tiffany Martin (1996-97)	25	139	5.6
4. Metra Walthour (2011-12)	35	131	3.7
5. Shelli Novotny (1997-98)	28	126	4.5
6. Anita Malone (1985-86)	25	123	4.9
7. Tony Ehle (1986-87)	27	119	4.4
8. Milli Martinez (2001-02)	29	113	3.9
9. Jill Ingram (2007-08)	32	111	3.5
10. Selena Baldwin (1992-93)	25	104	4.2

Blocked Shots Player (Year)	G	#	Avg.
1. Dolores Bootz (1987-88)	27	80	3.0
2. Joannah Kauffman (1997-98)	28	65	2.3
3. Sonja Mallory (2002-03)	31	57	1.8
4. Kasha Terry (2005-06)	29	55	1.9
5. Sasha Goodlett (2011-12)	35	48	1.4
6. Aimee Weiss (1992-93)	27	28	1.0
<b>7. Katarina Vuckovic (2016-17)</b>	<b>37</b>	<b>23</b>	<b>0.6</b>
8. Tyaunna Marshall (2013-14)	31	20	0.6
9. Marielle Walker (1987-88)	26	19	0.7
10. Kathy Dortch (1996-97)	27	17	0.6
11. Stephanie Higgs (2006-07)	33	17	0.5

Steals Player (Year)	G	#	Avg.
1. Jacquie Williams (2008-09)	32	109	3.4
2. Jill Ingram (2007-08)	32	101	3.2
3. Tyaunna Marshall (2013-14)	31	84	2.7
4. Alex Montgomery (2010-11)	35	73	2.1
5. Kate Brandt (1983-84)	28	70	2.5
6. Brigitte Ardossi (2009-10)	33	65	2.0
7. Kisha Ford (1996-97)	27	62	2.3
Ida Neal (1988-89)	28	62	2.2
Stephanie Higgs (2006-07)	33	62	1.9
Kentrina Wilson (2006-07)	32	62	1.9

## ANNUAL LEADERS

## POINTS

1976-77	Bonnie Tate	353
1977-78	Bonnie Tate	391
1978-79	Bonnie Tate	344
1979-80	LeeAnn Woodhull	336
1980-81	Kate Brandt	346
1981-82	Kate Brandt	344
1982-83	LeeAnn Woodhull	347
1983-84	Kate Brandt	399
1984-85	Kim Crawford	301
1985-86	Dolores Bootz	417
1986-87	Dolores Bootz	499
1987-88	Dolores Bootz	556
1988-89	Karen Lounsbury	539
1989-90	Karen Lounsbury	495
1990-91	Joyce Pierce	502
1991-92	Joyce Pierce	596
1992-93	Joyce Pierce	459
1993-94	Kisha Ford	437
1994-95	Kisha Ford	521
1995-96	Carla Munnion	465
1996-97	Kisha Ford	549
1997-98	Kenya Williams	331
1998-99	Niesha Butler	521
1999-00	Jaime Kruppa	323
2000-01	Niesha Butler	438
2001-02	Sonja Mallory	410
2002-03	Sonja Mallory	503
2003-04	Fallon Stokes	477
2004-05	Stephanie Higgs	359
2005-06	Chioma Nnamaka	360
2006-07	Stephanie Higgs	509
2007-08	Janie Mitchell	526
2008-09	Alex Montgomery	410
2009-10	Brigitte Ardossi	532
2010-11	Alex Montgomery	487
2011-12	Sasha Goodlett	506
2012-13	Tyaunna Marshall	542
2013-14	Tyaunna Marshall	609
2014-15	Kaela Davis	652
2015-16	Aaliyah Whiteside	644
2016-17	Zaire O'Neil	479

## SCORING AVERAGE

1976-77	Bonnie Tate	13.6
1977-78	Bonnie Tate	16.3
1978-79	Bonnie Tate	13.8
1979-80	LeeAnn Woodhull	14.6
1980-81	LeeAnn Woodhull	13.8
1981-82	Kate Brandt	13.8
1982-83	LeeAnn Woodhull	12.9
1983-84	Kate Brandt	14.3
1984-85	Dolores Bootz	17.9
1985-86	Dolores Bootz	18.1
1986-87	Dolores Bootz	18.5
1987-88	Dolores Bootz	20.6
1988-89	Karen Lounsbury	19.3
1989-90	Karen Lounsbury	16.5
1990-91	Joyce Pierce	19.3
1991-92	Joyce Pierce	18.1
1992-93	Joyce Pierce	19.1
1993-94	Kisha Ford	16.2
1994-95	Kisha Ford	18.6
1995-96	Carla Munnion	17.2
1996-97	Kisha Ford	20.3
1997-98	Kenya Williams	11.8
1998-99	Niesha Butler	19.3
1999-00	Jaime Kruppa	10.4
2000-01	Niesha Butler	15.6
2001-02	Sonja Mallory	14.1
2002-03	Sonja Mallory	16.2
2003-04	Fallon Stokes	16.4
2004-05	Stephanie Higgs	13.3
2005-06	Chioma Nnamaka	12.4
2006-07	Stephanie Higgs	15.4
2007-08	Janie Mitchell	16.4
2008-09	Alex Montgomery	13.7
2009-10	Brigitte Ardossi	16.1
2010-11	Alex Montgomery	13.9
2011-12	Sasha Goodlett	14.5
2012-13	Tyaunna Marshall	18.1
2013-14	Tyaunna Marshall	19.6
2014-15	Kaela Davis	19.2

2015-16	Aaliyah Whiteside	19.5
2016-17	Zaire O'Neil	12.9

## FIELD GOAL PERCENTAGE

<i>(Minimum 50 attempts)</i>		
1976-77	Jan Chandler	.479
1977-78	Bonnie Tate	.512
1978-79	Bonnie Tate	.481
1979-80	LeeAnn Woodhull	.513
1980-81	LeeAnn Woodhull	.605
1981-82	LeeAnn Woodhull	.529
1982-83	LeeAnn Woodhull	.486
1983-84	Kirsten Weinert	.456
1984-85	Dolores Bootz	.585
1985-86	Dolores Bootz	.610
1986-87	Dolores Bootz	.565
1987-88	Dolores Bootz	.609
1988-89	Theresa Gernatt	.536
1989-90	Theresa Gernatt	.539
1990-91	Aimee Weiss	.521
1991-92	Joyce Pierce	.498
1992-93	Aimee Weiss	.550
1993-94	Demietta Keener	.470
1994-95	Demietta Keener	.516
1995-96	Carla Munnion	.450
1996-97	Kenya Williams	.537
1997-98	Kenya Williams	.607
1998-99	Kenya Williams	.568
1999-00	Candice McCallum	.540
2000-01	Sonja Mallory	.515
2001-02	Fallon Stokes	.511
2002-03	Sonja Mallory	.452
2003-04	Jessica Williams	.496
2004-05	Jessica Williams	.414
2005-06	Jessica Williams	.536
2006-07	Brigitte Ardossi	.500
2007-08	Brigitte Ardossi	.500
2008-09	Deja Foster	.466
2009-10	Brigitte Ardossi	.484
2010-11	Chelsea Regins	.536
2011-12	Chelsea Regins	.548
2012-13	Roddreka Rogers	.512
2013-14	Roddreka Rogers	.562
2014-15	Roddreka Rogers	.596
2015-16	Roddreka Rogers	.548
2016-17	Zaire O'Neil	.505

## FREE THROW PERCENTAGE

<i>(Minimum 35 attempts)</i>		
1976-77	Lisa Lovett	.615
1977-78	Karen Rainwater	.783
1978-79	Teresa Lopez	.718
1979-80	Jennifer Hendershott	.667
1980-81	Teresa Lopez	.802
1981-82	Kate Brandt	.805
1982-83	Kate Brandt	.826
1983-84	Tory Ehle	.712
1984-85	Dolores Bootz	.785
1985-86	Tory Ehle	.824
1986-87	Marielle Walker	.800
1987-88	Marielle Walker	.797
1988-89	Karen Lounsbury	.826
1989-90	Karen Lounsbury	.851
1990-91	Karen Lounsbury	.803
1991-92	Joyce Pierce	.812
1992-93	Joyce Pierce	.841
1993-94	Kisha Ford	.724
1994-95	Carla Munnion	.738
1995-96	Carla Munnion	.773
1996-97	Carla Munnion	.781
1997-98	Betsy Foy	.864
1998-99	Kenya Williams	.727
1999-00	Amy Lingenfelder	.737
2000-01	Alex Stewart	.800
2001-02	Nefertiti Walker	.788
2002-03	Alex Stewart	.851
2003-04	Megan Harpring	.895
2004-05	Chioma Nnamaka	.794
2005-06	Janie Mitchell	.836
2006-07	Kentrina Wilson	.816
2007-08	Chioma Nnamaka	.762
2008-09	Brigitte Ardossi	.819
2009-10	Brigitte Ardossi	.829

2010-11	Alex Montgomery	.802
2011-12	Metra Walhour	.747
2012-13	Brittany Jackson	.750
2013-14	Kaela Davis	.801
2014-15	Aaliyah Whiteside	.832
2015-16	Aaliyah Whiteside	.854
2016-17	Elo Edeferioka	.701

## 3-POINT FG PERCENTAGE

1986-87	Haa Ju Moon (2-12)	.167
1987-88	Marielle Walker (49-107)	.458
1988-89	Karen Lounsbury (71-177)	.401
1989-90	Karen Lounsbury (66-167)	.395
1990-91	Devony Caldwell (21-52)	.404
1991-92	Devony Caldwell (23-50)	.460
1992-93	Selena Baldwin (40-103)	.388
1993-94	Tiffany Martin (10-34)	.294
1994-95	Dawn Smith (16-46)	.348
1995-96	Carla Munnion (30-100)	.300
1996-97	Danielle Donehew (48-111)	.432
1997-98	Carla Munnion (54-160)	.338
1998-99	Danielle Donehew (86-210)	.410
1999-00	Amy Lingenfelder (35-95)	.368
2000-01	Niesha Butler (27-84)	.321
2001-02	Megan Isom (30-91)	.330
2002-03	Megan Isom (58-170)	.341
2003-04	Stephanie Higgs (14-34)	.412
2004-05	Chioma Nnamaka (39-116)	.336
2005-06	Chioma Nnamaka (57-156)	.365
2006-07	Chioma Nnamaka (81-223)	.363
2007-08	Chioma Nnamaka (92-238)	.387
2008-09	Alex Montgomery (72-200)	.360
2009-10	Alex Montgomery (59-182)	.324
2010-11	Metra Walhour (51-142)	.359
2011-12	Sydney Wallace (45-115)	.391
2012-13	Brittany Jackson (39-109)	.358
2013-14	Kaela Davis (85-246)	.346
2014-15	Sydney Wallace (25-69)	.362
2015-16	Dejoria Howard (8-17)	.471
2016-17	Chanin Scott (6-12)	.500

## REBOUNDS

1976-77	Bonnie Tate	420
1977-78	Bonnie Tate	333
1978-79	Bonnie Tate	286
1979-80	LeeAnn Woodhull	248
1980-81	Teresa Lopez	215
1981-82	Cindy Cochran	236
1982-83	Cindy Cochran	221
1983-84	Kirsten Weinert	212
1984-85	Cindy Cochran	166
1985-86	Dolores Bootz	266
1986-87	Dolores Bootz	310
1987-88	Dolores Bootz	283
1988-89	Theresa Gernatt	228
1989-90	Theresa Gernatt	192
1990-91	Joyce Pierce	247
1991-92	Joyce Pierce	298
1992-93	Joyce Pierce	219
1993-94	Kisha Ford	233
1994-95	Kisha Ford	234
1995-96	Kisha Ford	172
1996-97	Kisha Ford	232
1997-98	Kenya Williams	198
1998-99	Regina Tate	236
1999-00	Jaime Kruppa	239
2000-01	Jaime Kruppa	208
2001-02	Sonja Mallory	233
2002-03	Sonja Mallory	278
2003-04	Fallon Stokes	187
2004-05	Jessica Williams	184
2005-06	Janie Mitchell	191
2006-07	Janie Mitchell	200
2007-08	Janie Mitchell	202
2008-09	Alex Montgomery	202
2009-10	Brigitte Ardossi	242
2010-11	Alex Montgomery	300
2011-12	Sasha Goodlett	268
2012-13	Tyaunna Marshall	251
2013-14	Tyaunna Marshall	235
2014-15	Roddreka Rogers	335
2015-16	Roddreka Rogers	254
2016-17	Elo Edeferioka	221

## REBOUNDING AVERAGE

1976-77	Bonnie Tate	16.2
1977-78	Bonnie Tate	13.9
1978-79	Bonnie Tate	11.4
1979-80	LeeAnn Woodhull	10.8
1980-81	LeeAnn Woodhull	9.7
1981-82	Cindy Cochran	9.4
1982-83	Cindy Cochran	8.5
1983-84	Kirsten Weinert	7.6
1984-85	Dolores Bootz	8.5
1985-86	Dolores Bootz	11.6
1986-87	Dolores Bootz	11.5
1987-88	Dolores Bootz	10.5
1988-89	Theresa Gernatt	8.1
1989-90	Theresa Gernatt	6.4
1990-91	Joyce Pierce	9.5
1991-92	Joyce Pierce	9.0
1992-93	Joyce Pierce	9.1
1993-94	Kisha Ford	8.6
1994-95	Kisha Ford	8.4
1995-96	Kisha Ford	6.4
1996-97	Kisha Ford	8.6
1997-98	Kenya Williams	7.1
1998-99	Regina Tate	8.7
1999-00	Jaime Kruppa	7.7
2000-01	Jaime Kruppa	7.4
2001-02	Sonja Mallory	8.0
2002-03	Sonja Mallory	9.0
2003-04	Fallon Stokes	6.4
2004-05	Jessica Williams	6.8
2005-06	Janie Mitchell	6.6
2006-07	Janie Mitchell	6.9
2007-08	Janie Mitchell	6.3
2008-09	Alex Montgomery	6.7
2009-10	Brigitte Ardossi	7.3
2010-11	Alex Montgomery	8.6
2011-12	Sasha Goodlett	7.7
2012-13	Tyaunna Marshall	8.4
2013-14	Tyaunna Marshall	7.6
2014-15	Roddreka Rogers	9.9
2015-16	Roddreka Rogers	7.7
2016-17	Elo Edeferioka	6.0

## ASSISTS

1979-80	Mary Giambruno	70
1980-81	Karen Rainwater	96
1981-82	Kate Brandt	72
1982-83	Anita Malone	102
1983-84	Kate Brandt	100
1984-85	Tory Ehle	112
1985-86	Anita Malone	123
1986-87	Tory Ehle	119
1987-88	Val Avant	142
1988-89	Ida Neal	199
1989-90	Carmen Davis	173
1990-91	Carmen Davis	83
1991-92	Carmen Davis	101
1992-93	Selena Baldwin	104
1993-94	Kisha Ford	108
1994-95	Tiffany Martin	220
1995-96	Tiffany Martin	123
1996-97	Tiffany Martin	100
1997-98	Shelli Novotny	126
1998-99	Niesha Butler	120
1999-00	Nina Bärin	117
2000-01	Alex Stewart	90
2001-02	Nina Bärin	135
2002-03	Alex Stewart	172
2003-04	Alex Stewart	165
2004-05	Jill Ingram	71
2005-06	Jill Ingram	87
2006-07	Stephanie Higgs	87
2007-08	Jill Ingram	111
2008-09	Jacquie Williams	104
2009-10	Deja Foster	108
2010-11	Metra Walhour	132
2011-12	Metra Walhour	131
2012-13	Dawnn Maye	143
2013-14	Dawnn Maye	100
2014-15	Aaliyah Whiteside	77
2015-16	Aaliyah Whiteside	90
2016-17	Imani Tilford	119



# ANNUAL LEADERS

## STEALS

1979-80	Melinda Ryan	43
1980-81	Kate Brandt	44
1981-82	Kate Brandt	53
1982-83	Anita Malone	80
1983-84	Kate Brandt	70
1984-85	Tory Ehle	53
1985-86	Anita Malone	55
1986-87	Marielle Walker	39
1987-88	Marielle Walker	41
1988-89	Ida Neal	62
1989-90	Aimee Weiss	52
1990-91	Joyce Pierce	67
1991-92	Joyce Pierce	71
1992-93	Aimee Weiss	57
1993-94	Kisha Ford	92
1994-95	Tiffany Martin	90
1995-96	Tiffany Martin	81
1996-97	Kisha Ford	62
1997-98	Carla Munnion	29
1998-99	Jaime Kruppa	48
1999-00	Jaime Kruppa	58
	Regina Tate	58
2000-01	Milli Martinez	60
2001-02	Milli Martinez	51
2002-03	Megan Isom	65
2003-04	Alex Stewart	49
2004-05	Jill Ingram	53
2005-06	Jill Ingram	64
2006-07	Jacqua Williams	95
2007-08	Jacqua Williams	118
2008-09	Jacqua Williams	109
2009-10	Brigitte Ardossi	65
2010-11	Metra Walthour	81
2011-12	Dawnn Maye	80
2012-13	Dawnn Maye	81
2013-14	Tyaunna Marshall	84
2014-15	Kaela Davis	51
2015-16	Imani Tiftord	61
2016-17	Imani Tiftord	92

## BLOCKED SHOTS

1979-80	LeeAnn Woodhull	21
1980-81	LeeAnn Woodhull	23
1981-82	LeeAnn Woodhull	17
1982-83	Kirsten Weinert	16
1983-84	Kirsten Weinert	20
1984-85	Dolores Bootz	41
1985-86	Dolores Bootz	56
1986-87	Dolores Bootz	68
1987-88	Dolores Bootz	80
1988-89	Allison Echols	29
1989-90	Aimee Weiss	29
1990-91	Allison Echols	28
1991-92	Lara Kauffman	23
1992-93	Aimee Weiss	28
1993-94	Kathy Dortch	37
1994-95	Joannah Kauffman	49
1995-96	Joannah Kauffman	38
1996-97	Joannah Kauffman	18
1997-98	Joannah Kauffman	65
1998-99	Niesha Butler	20
1999-00	Sonja Mallory	17
2000-01	Sonja Mallory	41
2001-02	Sonja Mallory	58
2002-03	Sonja Mallory	57
2003-04	Kasha Terry	70
2004-05	Kasha Terry	30
2005-06	Kasha Terry	55
2006-07	Tiffany Blackmon	17
2007-08	Alex Montgomery	25
2008-09	Sasha Goodlett	30
2009-10	Sasha Goodlett	23
2010-11	Sasha Goodlett	26
2011-12	Sasha Goodlett	48
2012-13	Nariah Taylor	20
2013-14	Shayla Bivins	29
2014-15	Zaire O'Neil	36
2015-16	Katarina Vuckovic	17
2016-17	Elo Edeferioka	32

## SEASON COMPARISON

Year		G	FG-	FGA	Pct.	3P-	3PA	Pct.	FT-	FTA	Pct.	Reb.	Avg.	PF-	DQ	A	TO	Blk	S	Pts.	Avg.
1976-77	Tech	27	719-	1972	.365	--	---	---	187-	463	.404	1803	66.8							1625	60.2
	Opp.	27	522-	1823	.286	--	---	---	165-	373	.442	1198	44.4							1209	44.7
1977-78	Tech	27	902-	2230	.404	--	---	---	316-	514	.615	1475	54.6							2120	79.6
	Opp.	27	658-	1935	.340	--	---	---	319-	583	.547	1262	46.7							1641	60.8
1978-79	Tech	26	813-	2186	.372	--	---	---	314-	518	.606	1308	50.3							1941	74.7
	Opp.	26	683-	1883	.363	--	---	---	304-	516	.589	1009	38.8							1666	64.1
1979-80	Tech	25	678-	1722	.394	--	---	---	339-	543	.624	988	39.5	532-	na	343	651	48	290	1695	67.8
	Opp.	25	852-	1870	.456	--	---	---	366-	613	.597	1221	48.8	513-	na	320	596	42	387	2070	82.8
1980-81	Tech	27	702-	1740	.403	--	---	---	403-	596	.676	1081	40.0	560-	13	324	604	52	243	1839	68.1
	Opp.	27	808-	1919	.421	--	---	---	390-	610	.639	1304	48.3	569-	12	308	554	51	265	2006	74.3
1981-82	Tech	25	577-	1439	.401	--	---	---	325-	479	.679	904	36.2	458-	11	260	581	37	245	1479	59.2
	Opp.	25	705-	1575	.448	--	---	---	261-	415	.629	1016	40.6	484-	15	360	524	70	248	1671	66.8
1982-83	Tech	28	671-	1612	.416	--	---	---	466-	715	.652	1092	39.0	474-	7	297	597	51	234	1808	64.6
	Opp.	28	870-	1969	.442	--	---	---	279-	431	.647	1195	42.7	627-	31	324	497	83	264	2019	72.1
1983-84	Tech	28	758-	1846	.411	--	---	---	357-	577	.619	1166	41.6	573-	18	380	585	46	252	1873	66.9
	Opp.	28	802-	1827	.439	--	---	---	397-	570	.697	1160	41.4	581-	19	349	543	109	250	2001	71.5
1984-85	Tech	27	733-	1648	.444	--	---	---	419-	602	.696	1114	41.3	540-	18	396	630	98	209	1885	69.8
	Opp.	27	794-	1839	.432	--	---	---	363-	549	.661	1098	40.6	532-	15	401	520	73	334	1951	72.3
1985-86	Tech	27	806-	1757	.459	--	---	---	364-	534	.682	1094	40.5	518-	21	471	548	86	239	1976	73.2
	Opp.	27	860-	1869	.460	--	---	---	388-	577	.672	1104	40.8	502-	14	423	490	87	279	2108	78.1
1986-87	Tech	27	814-	1867	.436	4-	17	.235	381-	570	.668	1227	45.4	582-	25	427	544	124	237	2013	74.6
	Opp.	27	774-	1783	.434	2-	4	.500	405-	650	.623	1141	42.3	536	15	439	531	79	276	1955	72.4
1987-88	Tech	27	825-	1828	.451	106-	289	.367	341-	490	.696	1099	40.7	492-	14	467	492	115	209	2097	77.7
	Opp.	27	864-	1950	.443	62-	153	.405	358-	544	.658	1206	44.7	480-	7	475	453	55	236	2148	79.6
1988-89	Tech	28	797-	1837	.434	109-	286	.381	422-	598	.706	1125	40.2	529-	16	453	524	80	241	2125	75.9
	Opp.	28	866-	2018	.429	68-	252	.316	421-	633	.665	1304	46.6	549-	15	494	487	64	300	2221	79.3
1989-90	Tech	30	854-	1973	.433	109-	307	.355	452-	620	.729	1142	38.1	589-	23	521	478	69	299	2269	75.6
	Opp.	30	853-	1889	.452	82-	216	.380	479-	710	.675	1257	41.9	522-	9	521	559	67	231	2267	75.6
1990-91	Tech	28	893-	1896	.471	102-	282	.362	471-	672	.701	1178	42.1	588-	23	529	552	80	341	2359	84.3
	Opp.	28	811-	1862	.436	82-	269	.305	448-	690	.649	1168	41.7	549-	13	459	576	55	282	2152	76.9
1991-92	Tech	33	964-	2120	.455	97-	283	.343	526-	725	.726	1339	40.6	641-	21	514	604	109	348	2551	77.3
	Opp.	33	854-	2062	.414	97-	295	.329	492-	731	.673	1289	39.1	595-	7	477	640	58	287	2297	69.6
1992-93	Tech	27	828-	1885	.439	76-	225	.338	393-	563	.698	1182	43.8	520-	17	461	521	89	309	2125	78.7
	Opp.	27	752-	1704	.441	122-	357	.342	403-	588	.685	1042	38.6	499-	17	435	537	65	251	2029	75.1
1993-94	Tech	27	684-	1789	.382	41-	181	.227	330-	527	.626	1172	43.4	537-	12	354	535	95	335	1739	64.4
	Opp.	27	669-	1584	.422	98-	310	.316	403-	602	.669	1105	40.9	506-	13	409	567	73	278	1839	68.1
1994-95	Tech	30	858-	1953	.439	115-	383	.300	385-	584	.659	1260	42.0	519-	9	519	534	88	272	2216	73.9
	Opp.	30	797-	1970	.405	120-	379	.317	367-	536	.685	1239	41.3	503-	9	467	563	64	243	2081	69.4
1995-96	Tech	27	756-	1730	.437	43-	166	.259	406-	591	.687	1081	40.0	445-	11	378	515	90	309	1961	72.6
	Opp.	27	688-	1605	.429	110-	335	.328	289-	446	.648	1053	39.0	500-	140	392	631	89	198	1775	65.7
1996-97	Tech	27	709-	1618	.438	119-	330	.361	370-	544	.680	1014	37.6	400-	8	398	464	64	246	1907	70.6
	Opp.	27	694-	1590	.436	141-	415	.340	275-	401	.686	976	36.1	474-	7	377	523	64	215	1804	66.8
1997-98	Tech	28	636-	1646	.386	104-	341	.305	404-	617	.655	1135	40.5	490-	14	327	585	80	186	1780	63.6
	Opp.	28	782-	1803	.434	128-	406	.315	355-	548	.648	1110	39.6	517-	14	421	460	68	297	2047	73.1
1998-99	Tech	27	732-	1675	.437	125-	339	.369	446-	666	.670	1110	41.1	468-	11	366	528	57	246	2035	75.4
	Opp.	27	735-	1764	.417	131-	420	.312	363-	535	.679	1073	39.7	554-	20	440	504	79	274	1964	72.7
1999-00	Tech	31	796-	1931	.412	131-	399	.328	443-	697	.636	1253	40.4	553-	5	459	571	50	335	2166	69.9
	Opp.	31	802-	1879	.427	164-	499	.329	366-	543	.674	1156	37.3	593-		474	594	98	276	2134	68.8
2000-01	Tech	29	793-	1867	.425	64-	217	.295	466-	679	.686	1193	41.1	591-	21	402	524	77	271	2116	73.0
	Opp.	29	757-	1752	.432	149-	422	.353	416-	630	.660	1055	36.4	593-		436	535	106	212	2079	71.7
2001-02	Tech	29	788-	1794	.439	68-	249	.273	407-	628	.648	1245	42.9	513-	21	458	519	91	237	2051	70.7
	Opp.	29	672-	1700	.395	144-	455	.316	367-	552	.665	963	33.2	518-		394	513	84	233	1855	64.0
2002-03	Tech	31	782-	1940	.403	103-	326	.316	450-	685	.657	1329	42.9	518-	8	395	483	123	248	2117	68.3
	Opp.	31	720-	1813	.397	153-	416	.368	351-	551	.637	1094	35.5	559-	7	449	513	101	205	1944	62.7

# SEASON COMPARISON

Year		G	FG-	FGA	Pct.	3P-	3PA	Pct.	FT-	FTA	Pct.	Reb.	Avg.	PF-	DQ	A	TO	Blk	S	Pts.	Avg.
2003-04	Tech	29	676-	1689	.400	111-	373	.298	370-	558	.663	1134	39.1	539-	18	362	474	111	191	1833	63.2
	Opp.	29	651-	1625	.401	151-	435	.347	401-	593	.676	1031	35.6	474-	7	387	450	86	179	1854	63.9
2004-05	Tech	27	556-	1541	.361	103-	366	.281	356-	499	.713	1062	39.3	435-	10	248	442	102	212	1571	58.2
	Opp.	27	566-	1483	.382	126-	430	.293	308-	436	.706	937	34.7	442-	6	328	428	106	190	1566	58.0
2005-06	Tech	29	675-	1721	.392	116-	366	.317	405-	588	.689	1208	41.7	566-	18	291	548	110	290	1871	64.5
	Opp.	29	590-	1591	.371	136-	451	.302	430-	624	.689	1005	34.7	513-	12	354	545	95	233	1746	60.2
2006-07	Tech	33	802-	2011	.399	157-	472	.333	421-	573	.735	1260	38.2	589-	11	406	553	104	382	2182	66.1
	Opp.	33	704-	1716	.410	136-	469	.290	408-	590	.692	1107	33.5	526-		445	688	133	234	1952	59.2
2007-08	Tech	32	812-	1960	.414	160-	503	.318	467-	687	.680	1181	36.9	585-	10	396	594	91	456	2251	70.3
	Opp.	32	703-	1688	.416	135-	458	.295	381-	551	.691	1119	35.0	579-		426	794	103	263	1922	60.1
2008-09	Tech	32	779-	1892	.412	125-	417	.300	469-	673	.697	1238	38.7	609-	8	400	663	99	434	2152	67.2
	Opp.	32	661-	1668	.396	106-	395	.268	407-	590	.690	1092	34.1	577-		389	783	123	284	1835	57.3
2009-10	Tech	33	782-	1930	.405	89-	345	.258	519-	730	.711	1355	41.1	571-	10	487	622	79	351	2172	65.8
	Opp.	33	695-	1797	.387	144-	507	.284	374-	584	.640	1104	33.5	609-		412	662	119	279	1908	57.8
2010-11	Tech	35	873-	2064	.423	152-	468	.325	416-	638	.652	1369	39.1	603-	11	510	671	95	406	2314	66.1
	Opp.	35	731-	1853	.394	154-	508	.303	372-	565	.658	1139	32.5	558-		426	764	146	290	1988	56.8
2011-12	Tech	35	938-	2128	.441	150-	446	.336	457-	678	.674	1375	39.3	609-	8	556	602	129	389	2483	70.9
	Opp.	35	776-	1998	.388	127-	489	.260	406-	623	.652	1240	35.4	575-		436	716	135	287	2085	59.6
2012-13	Tech	30	766-	2007	.382	137-	473	.290	359-	562	.639	1274	42.5	630-	20	378	559	94	326	2028	67.6
	Opp.	30	717-	1738	.413	134-	433	.309	450-	701	.642	1185	39.5	499-		425	615	147	292	2018	67.3
2013-14	Tech	32	936-	2193	.427	174-	555	.314	503-	751	.670	1409	44.0	711-	25	424	538	117	318	2549	79.7
	Opp.	32	802-	1963	.409	143-	487	.294	548-	801	.684	1255	39.2	621-		465	610	100	248	2295	71.7
2014-15	Tech	34	880-	2136	.412	202-	651	.310	480-	658	.729	1431	42.1	593-	21	418	544	129	278	2442	71.8
	Opp.	34	833-	2061	.404	222-	664	.334	388-	551	.704	1229	36.1	582-		483	540	133	268	2276	66.9
2015-16	Tech	33	806-	1994	.404	188-	599	.314	475-	639	.743	1270	38.5	642-	14	443	502	87	318	2275	68.9
	Opp.	33	726-	1810	.401	169-	575	.294	389-	597	.652	1106	33.5	599-		397	573	112	239	2010	60.9
2016-17	Tech	37	924-	2306	.401	196-	612	.320	498-	808	.616	1494	40.4	784-	23	442	599	125	340	2542	68.7
	Opp.	37	865-	2198	.394	209-	684	.306	490-	687	.713	1345	36.4	714-		461	645	178	269	2429	65.6



## THE LAST TIME...

### The Last Time (Team)

Tech scored 100 points in a game:  
 Tech scored 100 points in an ACC game:  
 A Tech opponent scored 100 points:  
 Tech scored 60-69 points in a half:  
 Tech scored 70+ points in a half:  
 Tech won an overtime game:  
 Tech lost an overtime game:  
 Tech played a double overtime game:  
 Tech played a triple overtime game:  
 Tech shot 70 percent for a half:  
 Tech shot 80 percent for a half:  
 Tech shot 60 percent from the field in a game:  
 Tech shot 90 percent from the free throw line in a game (min. 10 att.):  
 Tech shot less than 40 percent from the field in a game:  
 Tech shot less than 30 percent from the field in a half:  
 Tech shot less than 50 percent from the free throw line in a game:  
 Opponent shot less than 50 percent from the free throw line in a game:  
 Tech did not make a 3-point field goal:  
 Tech held an opponent under 30 percent shooting:  
 An opponent shot 60 percent:  
 Tech attempted 50 free throws:  
 Tech made 40 free throws:  
 Tech defeated a top-10 opponent:  
 Tech defeated a top-25 opponent:  
 Tech defeated a top-25 opponent on the road:

102 vs. Southeastern Louisiana, November 18, 2015  
 101 at Virginia, March 2, 2008 (2 OT)  
 103 at Virginia, March 2, 2008 (2 OT)  
 60 vs. Morgan State, Nov. 16, 2014  
 70 vs. Presbyterian (2nd half), Dec. 2, 1985  
 vs. Wake Forest (89-82), Jan. 31, 2013  
 vs. Michigan (89-79), April 1, 2017  
 vs. Virginia (101-103), March 2, 2008  
 vs. Michigan (89-79), April 1, 2017  
 70.0 (21-34) vs. Kennesaw State, Nov. 22, 2011  
 Never  
 63.5 (40-63) vs. Kennesaw State, Nov. 22, 2011  
 91.3 (21-23) vs. Clemson, Feb. 14, 2016  
 39.2 (31-79), vs. Michigan, April 1, 2017  
 20.0 (6-30) at No. 9/8 Louisville, Jan. 18, 2017  
 44.4 (8-18) vs. UCF, March 19, 2017  
 47.4 (9-19) vs. Tulane, March 21, 2016  
 at IUPUI, Dec. 20, 2015  
 27.7 (23-83), No. 24 Syracuse, Jan. 15, 2017  
 63.8 (37-58), Miami, March 2, 2017  
 51 (made 34) vs. Alabama State, Nov. 24, 2015  
 Never  
 No. 8/8 North Carolina, 71-70, Jan. 6, 2011  
 No. 24 Syracuse, 75-66, Jan. 15, 2017  
 No. 23/RV North Carolina, 56-54, Feb. 12, 2012

### The Last Time (Player)

A player scored 40+ points:  
 A player scored 35-39 points:  
 A player scored 30-34 points:  
 Two players scored 20+/same game:  
 Three players scored 20+/same game:  
 Four players scored 20+/same game:  
 A player had back-to-back 30+ point games:  
 A player had 20+ rebounds:  
 A player had 15-19 rebounds:  
 Two players had double-figure rebounds in the same game:  
 Three players had double-figure rebounds in the same game:  
 One player had a double-double (Pts and Ast):  
 One player had a double-double (Pts and Steals):  
 A player had a double-double in consecutive games:

A player had a triple-double (Pts, Reb, Asst):  
 A player had 20 points and 20 rebounds in the same game:  
 A player had 10-14 assists in a game:  
 A player had 15+ assists in a game:  
 A player had 10+ assists in three consecutive games:

A player topped the team in scoring, rebounds, and assists for a game:  
 A player played every minute of a game:  
 A player had five blocked shots in a game:  
 A player had five blocked shots in back-to-back games:  
 A player had 10+ steals in a game:

Niesha Butler (40) vs. Florida State, Jan. 2, 1999  
 Kaela Davis (35) vs. LA Tech, Dec. 30, 2014  
 Aaliyah Whiteside (31) at Clemson, Jan. 24, 2016  
 Aaliyah Whiteside (28) & Roddreka Rogers (20) at IUPUI, Dec. 20, 2015  
 Alex Montgomery (26), Janie Mitchell (20) and Iasia Hemingway (20) vs. Maryland, Jan. 20, 2008  
 Never  
 Carla Munnion (34) vs. Manhattan, Jan. 23, 1995, and (35) vs. Chattanooga, Dec. 13, 1995  
 Kisha Ford (21) vs. Mercer, Nov. 25, 1996  
 Elo Edeferioka (17) vs. Michigan, April 1, 2017  
 Elo Edeferioka (16) and Zaire O'Neil (16) vs. WSU, March 29, 2017  
 Roddreka Rogers (12), Katarina Vuckovic (12) and Zaire O'Neil (11), NC State, Feb. 12, 2015  
 Aaliyah Whiteside (14 pts, 11 asts) vs. Prairie View A&M, Dec. 15, 2015  
 Dawnnn Maye (23 pts, 10 steals) vs. Marquette, Nov. 18, 2012  
 Elo Edeferioka - vs. Michigan, April 1, 2017 (11 pts, 17 rebs)  
 - vs. Washington State, March 29, 2017 (11 pts, 16 rebs)  
 Milli Martinez (12 pts, 10 reb, 10 asst) vs. Morris Brown, Feb. 23, 2002  
 Kisha Ford (21 pts, 21 reb) vs. Mercer, Nov. 25, 1996  
 Aaliyah Whiteside (11) vs. Prairie View A&M, Dec. 15, 2015  
 Nina Bärin (17) vs. Virginia, Jan. 10, 2002  
 Nina Bärin (11) vs. E. Washington, Nov. 24, 2001, (14) vs. Arkansas St., Dec. 1, 2001, (11) vs. Southern, Dec. 2, 2001, (13) vs. Florida State, Dec. 5, 2001  
 Aaliyah Whiteside, 22 points, 15 rebounds, 3 assists at Indiana, Dec. 2, 2015  
 Aaliyah Whiteside vs. Tulane, March 21, 2016  
 Elo Edeferioka vs. Michigan, April 1, 2017  
 Zaire O'Neil (5) vs. Syracuse, Feb. 8, 2015 (6) vs. NC State, Feb. 12, 2015  
 Dawnnn Maye (10) vs. Marquette, Nov. 18, 2012

# 1,000 POINT SCORERS



**Tyaunna Marshall**  
131 Games • 16.3 ppg  
2010-2014 • 2,129 points (1st)



**Kisha Ford**  
109 Games • 17.9 ppg  
1994-97 • 1,955 points (2nd)



**Karen Lounsbury**  
119 Games • 14.6 ppg  
1989-92 • 1,743 points (3rd)



**Dolores Bootz**  
91 Games • 18.9 ppg  
1985-88 • 1,723 points (4th)



**Carla Munnion**  
112 Games • 14.9 ppg  
1995-98 • 1,671 points (5th)




**Chioma Nnamaka**  
120 Games • 13.3 ppg  
2005-08 • 1,593 points (6th)



**Alex Montgomery**  
124 Games • 12.6 ppg  
2008-11 • 1,565 points (7th)



**Joyce Pierce**  
83 Games • 18.8 ppg  
1991-93 • 1,557 points (8th)



**Aaliyah Whiteside**  
127 Games • 12.4 ppg  
2012-16 • 1,580 points (9th)



**Janie Mitchell**  
117 Games • 12.2 ppg  
2005-08 • 1,422 points (10th)



**Kate Brandt**  
107 Games • 13.3 ppg  
1981-84 • 1,422 points (11th)



**Sasha Goodlett**  
134 Games • 10.2 ppg  
2009-12 • 1,364 points (12th)



**Fallon Stokes**  
117 Games • 11.6 ppg  
2001-04 • 1,363 points (12th)



**Stephanie Higgs**  
114 Games • 11.5 ppg  
2004-07 • 1,315 points (13th)



**LeeAnn Woodhull**  
96 Games • 13.6 ppg  
1980-83 • 1,302 points (14th)



**Devony Caldwell**  
118 Games • 10.7 ppg  
1990-93 • 1,265 points (15th)



**Sonja Mallory**  
114 Games • 11.0 ppg  
2000-03 • 1,254 points (16th)



**Kaela Davis**  
66 Games • 18.9 ppg  
2014-15 • 1,246 points (17th)




**Ida Neal**  
109 Games • 11.3 ppg  
1986-89 • 1,235 points (18th)



**Marielle Walker**  
100 Games • 12.3 ppg  
1985-88 • 1,230 points (19th)




**Milli Martinez**  
116 Games • 10.0 ppg  
1999-02 • 1,158 points (20th)



**Aimee Weiss**  
114 Games • 9.6 ppg  
1990-93 • 1,089 points (T-21st)



**Tory Ehle**  
109 Games • 10.0 ppg  
1984-87 • 1,089 points (T-21st)



**Bonnie Tate**  
75 Games • 14.5 ppg  
1977-79 • 1,088 points (23rd)

# 1,000 POINT SCORERS



**Kenya Williams**  
104 Games • 10.3 ppg  
1996-99 • 1,076 points (24th)



**Niesha Butler**  
65 Games • 16.3 ppg  
1999-02 • 1,059 points (25th)



**Cindy Cochran**  
106 Games • 9.8 ppg  
1982-85 • 1,042 points (26th)



**Sydney Wallace**  
106 Games • 9.4 ppg  
2011-14 • 1,001 points (t-27th)



**Brigitte Ardossi**  
130 Games • 7.7 ppg  
2007-10 • 1,001 points (t-27th)



# NCAA TOURNAMENT RECORDS

## INDIVIDUAL RECORDS

### POINTS

32	Sydney Wallace vs. Baylor, 3/24/12 (Sweet 16 at Des Moines, IA)
28	Sydney Wallace vs. Sacred Heart, 3/18/12 (First Round at Chapel Hill, NC)
27	Stephanie Higgs vs. Purdue, 3/19/07 (Second Round at Minneapolis, Minn.)
26	Brigitte Ardossi vs. UALR, 3/21/10 (First Round at Norman, OK)

### REBOUNDS

15	Joyce Pierce vs. Northwestern, 3/17/93 (First Round at Evanston, IL)
13	Alex Montgomery vs. UALR, 3/21/10 (First Round at Norman, OK)
13	Sasha Goodlett vs. Iowa, 3/22/09 (Second Round at Iowa City, IA)
11	five times (MR: Sasha Goodlett vs. Georgetown, 3/20/12; Second Round at N.C.)

### ASSISTS

6	Metra Walhour vs. Georgetown, 3/20/12 (Second Round at Chapel Hill, N.C.)
5	Dawnn Maye vs. Georgetown, 3/20/12 (Second Round at Chapel Hill, N.C.)
4	six times (MR: Dawnn Maye vs. Baylor, 3/24/12; Sweet 16 at Des Moines, IA)

### BLOCKS

3	Jacqua Williams vs. DePaul, 3/17/07 (First Round at Minneapolis, Minn.)
2	seven times (MR: Nariah Taylor vs. LSU, 3/23/14; First Round at Baton Rouge, La.)

### STEALS

6	Jill Ingram vs. Iowa State, 3/22/08 (First Round at Des Moines, IA)
6	Jacqua Williams vs. DePaul, 3/17/07 (First Round at Minneapolis, Minn.)
5	three times (MR: Dawnn Maye vs. LSU 3/23/14; First Round at Baton Rouge, La.)

### FIELD GOALS MADE

12	Sydney Wallace vs. Baylor, 3/24/12 (Sweet 16 at Des Moines, IA)
11	Sydney Wallace vs. Sacred Heart, 3/18/12 (First Round at Chapel Hill, NC)
10	Brigitte Ardossi vs. UALR, 3/21/10 (First Round at Norman, OK)
9	three times (MR: Tjaunna Marshall and Sydney Wallace vs. LSU, 3/23/14; First Round at Baton Rouge, La.)

### FIELD GOALS ATTEMPTED

22	Sydney Wallace vs. LSU, 3/23/14 (First Round at Baton Rouge, La.)
22	Sydney Wallace vs. Baylor, 3/24/12 (Sweet 16 at Des Moines, IA)
22	Brigitte Ardossi vs. UALR, 3/21/10 (First Round at Norman, OK)
21	two times (MR: Stephanie Higgs vs. Purdue, 3/19/07 at (Second Round at Minneapolis, Minn.)

### FIELD GOAL PERCENTAGE

#### (MIN. 6 ATTEMPTS)

.846 (11-13)	Sydney Wallace vs. Sacred Heart, 3/18/12 (First Round at Chapel Hill, NC)
.750 (6-8)	Sasha Goodlett vs. Georgetown, 3/20/12 (Second Round at Chapel Hill, N.C.)
.667 (8-12)	Jill Ingram vs. Iowa State, 3/22/08 (First Round at Des Moines, IA)
.545 (12-22)	Sydney Wallace vs. Baylor, 3/24/12 (Sweet 16 at Des Moines, IA)

### THREE-POINT FIELD GOALS MADE

8	Sydney Wallace vs. Baylor, 3/24/12 (Sweet 16 at Des Moines, IA)
6	Sydney Wallace vs. Sacred Heart, 3/18/12 (First Round at Chapel Hill, NC)
5	Sydney Wallace vs. Georgetown, 3/20/12 (Second Round at Chapel Hill, N.C.)
5	Jill Ingram vs. Iowa State, 3/22/08 (First Round, Des Moines, IA)

### THREE-POINT FIELD GOALS ATTEMPTED

14	Sydney Wallace vs. Georgetown, 3/20/12 (Second Round at Chapel Hill, N.C.)
13	Sydney Wallace vs. LSU, 3/23/14 (First Round at Baton Rouge, La.)
12	Sydney Wallace vs. Baylor, 3/24/12 (Sweet 16 at Des Moines, IA)
11	two times (MR: Alex Montgomery vs. Ohio State, 3/21/11; Second Round at Columbus, Ohio)

### THREE-POINT FIELD GOAL PERCENTAGE

#### (MIN. 3 ATTEMPTS)

.750 (6-8)	Sydney Wallace vs. Sacred Heart, 3/18/12 (First Round at Chapel Hill, NC)
.667 (8-12)	Sydney Wallace vs. Baylor, 3/24/12 (Sweet 16 at Des Moines, IA)
.556 (5-9)	Jill Ingram vs. Iowa State, 3/22/08 (First Round at Des Moines, IA)
.429 (3-7)	Chioma Nnamaka vs. Purdue, 3/19/07 (Second Round at Minneapolis, Minn.)

### FREE THROWS MADE

9	Fallon Stokes vs. Virginia Tech, 3/22/03 (First Round at West Lafayette, Ind.)
8	Sasha Goodlett vs. Oklahoma, 3/24/09 (Second Round at Iowa City, IA)
8	Stephanie Higgs vs. Purdue, 3/19/07 (Second Round at Minneapolis, Minn.)
6	two times (MR: Kaela Davis vs. LSU, 3/23/14 First Round at Baton Rouge, La.)

### FREE THROWS ATTEMPTED

10	Fallon Stokes vs. Virginia Tech, 3/22/03 (First Round at West Lafayette, Ind.)
10	Sasha Goodlett vs. Oklahoma, 3/24/09 (Second Round at Iowa City, IA)
9	Stephanie Higgs vs. Purdue, 3/19/07 (Second Round at Minneapolis, Minn.)
7	two times (MR: Sasha Goodlett vs. Georgetown, 3/20/12 (Second Round at Chapel Hill, N.C.)

### FREE THROW PERCENTAGE (MIN. 7 MADE)

.900 (9-10)	Fallon Stokes vs. Virginia Tech, 3/22/03 (First Round at West Lafayette, Ind.)
.889 (8-9)	Stephanie Higgs vs. Purdue, 3/19/07 (Second Round at Minneapolis, Minn.)
.800 (8-10)	Sasha Goodlett vs. Georgetown, 3/20/12 (Second Round at Chapel Hill, N.C.)

## TEAM RECORDS

### MOST POINTS (GAME)

78	vs. LSU, 3/23/14 (First Round at Baton Rouge, La.)
76	vs. Georgetown, 3/20/12 (Second Round at Chapel Hill, N.C.)
76	vs. Sacred Heart, 3/18/14 (First Round at Chapel Hill, N.C.)
76	vs. Iowa, 3/22/09 (First Round at Iowa City, IA)

### MOST POINTS (ONE HALF)

44 (1st)	vs. LSU, 3/23/14 (First Round at Baton Rouge, La.)
42 (2nd)	vs. Baylor, 3/24/12 (Sweet 16 at Des Moines, IA)
40 (2nd)	vs. Sacred Heart, 3/18/12 (First Round at Chapel Hill, NC)
40 (2nd)	vs. Iowa, 3/22/09 (Second Round at Iowa City, IA)

### FEWEST POINTS (GAME)

50	vs. Oklahoma, 3/24/09 (Second Round at Iowa City, IA)
53	vs. UALR, 3/21/10 (First Round at Norman, OK)
55	vs. Iowa State, 3/22/08 (First Round at Des Moines, IA)
55	vs. DePaul, 3/17/07 (First Round at Minneapolis, Minn.)

### FEWEST POINTS (ONE HALF)

20 (2nd)	vs. DePaul, 3/17/07 (First Round at Minneapolis, Minn.)
21 (2nd)	vs. Oklahoma, 3/24/09 (Second Round at Iowa City, IA)
24 (1st)	vs. Iowa State, 3/22/08 (First Round at Des Moines, IA)
26 (1st)	two times (MR: vs. Baylor, 3/24/12 (Sweet 16 at Des Moines, IA)

### REBOUNDS

50	vs. Northwestern, 3/17/93 (First Round at Evanston, IL)
44	vs. Baylor, 3/24/12 (Sweet 16 at Des Moines, IA)
43	vs. Iowa, 3/22/09 (Second Round at Iowa City, IA)
39	two times (MR: vs. Georgetown, 3/20/12 (Second Round at Chapel Hill, N.C.)

### ASSISTS

20	vs. Georgetown, 3/20/12 (Second Round at Chapel Hill, N.C.)
14	vs. Baylor, 3/24/12 (Sweet 16 at Des Moines, IA)
14	vs. DePaul, 3/17/07 (First Round at Minneapolis, Minn.)
13	three times (MR: vs. Sacred Heart, 3/18/12 (First Round at Chapel Hill, NC)

### BLOCKS

6	vs. DePaul, 3/17/07 (First Round at Minneapolis, Minn.)
5	vs. LSU, 3/23/14 (First Round at Baton Rouge, La.)
4	vs. UALR, 3/21/10 (First Round at Norman, OK)
4	vs. Northwestern, 3/17/93 (First Round at Evanston, IL)

### STEALS

14	vs. LSU, 3/23/14 (First Round at Baton Rouge, La.)
14	vs. Ohio State, 3/21/11; Second Round at Columbus, Ohio)
14	vs. Purdue, 3/19/07 at (Second Round at Minneapolis, Minn.)
14	vs. DePaul, 3/17/07 (First Round at Minneapolis, Minn.)
13	vs. Bowling Green, 3/19/11 (First Round at Columbus, Ohio)

### FIELD GOALS MADE

30	vs. LSU, 3/23/14 (First Round at Baton Rouge, La.)
30	vs. Iowa, 3/22/09 (Second Round at Iowa City, IA)
28	vs. Georgetown, 3/20/12 (Second Round at Chapel Hill, N.C.)
28	vs. Ohio State, 3/21/11 (Second Round at Columbus, Ohio)

### FIELD GOALS ATTEMPTED

87	vs. Northwestern, 3/17/93 (First Round at Evanston, IL)
76	vs. LSU, 3/23/14 (First Round at Baton Rouge, La.)
72	vs. Ohio State, 3/21/11 (Second Round at Columbus, Ohio)
70	vs. Baylor, 3/24/12 (Sweet 16 at Des Moines, IA)

### FIELD GOAL PERCENTAGE (MIN. 20 MADE)

.529 (27-51)	vs. Sacred Heart, 3/18/12 (First Round at Chapel Hill, NC)
.500 (28-56)	vs. Georgetown, 3/20/12 (Second Round at Chapel Hill, N.C.)
.466 (27-58)	vs. Bowling Green, 3/19/11 (First Round at Columbus, Ohio)
.448 (30-67)	vs. Iowa, 3/22/09 (Second Round at Iowa City, IA)

### THREE-POINT FIELD GOALS MADE

10	vs. Baylor, 3/24/12 (Sweet 16 at Des Moines, IA)
8	vs. Georgetown, 3/20/12 (Second Round at Chapel Hill, N.C.)
8	vs. Sacred Heart, 3/18/12 (First Round at Chapel Hill, NC)
7	vs. Iowa State, 3/22/08 (First Round at Des Moines, IA)

# NCAA TOURNAMENT RECORDS

## THREE-POINT FIELD GOALS ATTEMPTED

28	vs. Iowa State, 3/22/08 (First Round at Des Moines, IA)
23	vs. Georgetown, 3/20/12 (Second Round at Chapel Hill, N.C.)
22	vs. LSU, 3/23/14 (First Round at Baton Rouge, La.)
22	vs. Purdue, 3/19/07 at (Second Round at Minneapolis, Minn.)

## THREE-POINT FIELD GOAL PERCENTAGE (MIN. 5 MADE)

.667 (8-12)	vs. Sacred Heart, 3/18/12 (First Round at Chapel Hill, NC)
.526 (10-19)	vs. Baylor, 3/24/12 (Sweet 16 at Des Moines, IA)
.353 (6-17)	vs. Purdue, 3/19/07 at (Second Round at Minneapolis, Minn.)
.348 (8-23)	vs. Georgetown, 3/20/12 (Second Round at Chapel Hill, N.C.)

## FREE THROWS MADE

15	vs. Oklahoma, 3/24/09 (Second Round at Iowa City, IA)
15	vs. Purdue, 3/19/07 at (Second Round at Minneapolis, Minn.)
14	three times (MR: vs. LSU, 3/23/14 (First Round at Baton Rouge, La.)

## FREE THROWS ATTEMPTED

21	vs. Iowa, 3/22/09 (Second Round at Iowa City, IA)
20	vs. Oklahoma, 3/24/09 (Second Round at Iowa City, IA)
19	three times (MR: vs. Georgetown, 3/20/12 (Second Round at Chapel Hill, N.C.)

## FREE THROW PERCENTAGE (MIN. 14 MADE)

.824 (14-17)	vs. LSU, 3/23/14 (First Round at Baton Rouge, La.)
.789 (15-19)	vs. Purdue, 3/19/07 at (Second Round at Minneapolis, Minn.)
.750 (15-20)	vs. Oklahoma, 3/24/09 (Second Round at Iowa City, IA)
.737 (14-19)	vs. Sacred Heart, 3/18/12 (First Round at Chapel Hill, NC)

## OPPONENT RECORDS

### MOST POINTS (INDIVIDUAL)

35	Britney Griner (Baylor), 3/24/12 (Sweet 16 at Des Moines, IA)
----	--

### MOST POINTS (TEAM GAME)

98	LSU, 3/23/14 (First Round at Baton Rouge, La.)
----	---

### MOST POINTS (TEAM, ONE HALF)

51	LSU, 3/23/14 (First Round at Baton Rouge, La.)
----	---

### FEWEST POINTS (TEAM, GAME)

50	Sacred Heart, DePaul, 3/18/12 (First Round at Chapel Hill, N.C.)
----	---

### FEWEST POINTS (TEAM, ONE HALF)

16	DePaul, 3/17/07 (First Round at Minneapolis, Minn.)
----	--

### MOST REBOUNDS (INDIVIDUAL)

17	Danielle Ballard (LSU), 3/23/14 (First Round at Baton Rouge, La.)
----	--

### MOST REBOUNDS (TEAM)

57	LSU, 3/23/14 (First Round at Baton Rouge, La.)
----	---

### MOST ASSISTS (INDIVIDUAL)

11	Nancy Kennelly (Northwestern), 3/17/93 (First Round at Evanston, IL.)
----	--

### MOST ASSISTS (TEAM)

22	Northwestern, 3/17/93 (First Round at Evanston, IL.)
----	---

## MOST BLOCKS (INDIVIDUAL)

6	three times, (MR: Shaneca McKinney, LSU), 3/23/14 (First Round at Baton Rouge, La.)
---	--

## MOST BLOCKS (TEAM)

10	Baylor, 3/24/12 (Sweet 16 at Des Moines, IA)
----	---

## MOST STEALS (INDIVIDUAL)

4	twice, (MR: Samantha Prahalis) (Ohio State), 3/21/11 (Second Round at Columbus, OH)
---	---

## MOST STEALS (TEAM)

11	UALR, 3/21/10 (First Round at Norman, Okla.)
----	---

## MOST FIELD GOALS MADE (INDIVIDUAL)

13	Britney Griner (Baylor), 3/24/12 (Sweet 16 at Des Moines, IA)
----	--

## MOST FIELD GOALS MADE (TEAM)

35	LSU, 3/23/14 (First Round at Baton Rouge, La.)
----	---

## FEWEST FIELD GOALS MADE (TEAM)

20	five times, (MR: Sacred Heart), 3/18/12 (First Round at Chapel Hill, N.C.)
----	---

## MOST FIELD GOALS ATTEMPTED (INDIVIDUAL)

19	Sugar Rodgers (Georgetown), 3/20/12 (Second Round at Chapel Hill, N.C.)
----	--

## MOST FIELD GOALS ATTEMPTED (TEAM)

70	LSU, 3/23/14 (First Round at Baton Rouge, La.)
----	---

## FEWEST FIELD GOALS ATTEMPTED (TEAM)

42	twice, (MR: Ohio State), 3/21/11 (Second Round at Columbus, OH)
----	--

## HIGHEST FIELD GOAL PERCENTAGE (INDIVIDUAL - MIN. 6 MADE)

.900 (9-10)	twice, (MR: Destiny Williams) (Baylor), 3/24/12 (Sweet 16 at Des Moines, IA)
-------------	---

## HIGHEST FIELD GOAL PERCENTAGE (TEAM - MIN. 20 MADE)

.600 (30-50)	Northwestern, 3/17/93 (First Round at Evanston, IL.)
--------------	---

## LOWEST FIELD GOAL PERCENTAGE (TEAM)

.338 (23-68)	Georgetown, 3/20/12 (Second Round at Chapel Hill, N.C.)
--------------	--

## MOST THREE-POINT FIELD GOALS MADE (INDIVIDUAL)

5	Kelsey Bolte (Iowa State), 3/22/08 (First Round at Des Moines, IA)
---	---

## MOST THREE-POINT FIELD GOALS MADE (TEAM)

9	Iowa State, 3/22/08 (First Round at Des Moines, IA)
---	--

## FEWEST THREE-POINT FIELD GOALS MADE (TEAM)

1	Baylor, 3/24/14 (Sweet 16 at Des Moines, IA)
---	---

## MOST THREE-POINT FIELD GOALS ATTEMPTED (INDIVIDUAL)

8	twice, (MR: Sugar Rodgers) (Georgetown), 3/20/12 (Second Round at Chapel Hill, N.C.)
---	---

## MOST THREE-POINT FIELD GOALS ATTEMPTED (TEAM)

24	Iowa State, 3/22/08 (First Round at Des Moines, IA)
----	--

## FEWEST THREE-POINT FIELD GOALS ATTEMPTED (TEAM)

6	twice, (MR: Baylor), 3/24/12 (Sweet 16 at Des Moines, IA)
---	--

## HIGHEST THREE-POINT FIELD GOAL PERCENTAGE (INDIVIDUAL - MIN. 3 MADE)

1.000 (3-3)	DaShawn Harden (LSU), 3/23/14 (First Round at Baton Rouge, La.)
-------------	--

## HIGHEST THREE-POINT FIELD GOAL PERCENTAGE (TEAM - MIN. 5 MADE)

.545 (6-11)	Purdue, 3/19/07 (Second Round at Minneapolis, Minn)
-------------	--

## LOWEST THREE-POINT FIELD GOAL PERCENTAGE (TEAM)

.167 (1-6)	Baylor 3/24/12 (Sweet 16 at Des Moines, IA)
------------	--

## MOST FREE THROWS MADE (INDIVIDUAL)

12	Maureen Holohan, 3/17/93 (First Round at Evanston, IL.)
----	--

## MOST FREE THROWS MADE (TEAM)

27	Northwestern, 3/17/93 (First Round at Evanston, IL.)
----	---

## FEWEST FREE THROWS MADE (TEAM)

5	Sacred Heart, 3/18/12 (First Round at Chapel Hill, N.C.)
---	---

## MOST FREE THROWS ATTEMPTED (INDIVIDUAL)

18	Maureen Holohan, 3/17/93 (First Round at Evanston, IL.)
----	--

## MOST FREE THROWS ATTEMPTED (TEAM)

39	Northwestern, 3/17/93 (First Round at Evanston, IL.)
----	---

## FEWEST FREE THROWS ATTEMPTED (TEAM)

6	Virginia Tech, 3/22/03 (First Round at West Lafayette, IN)
---	---

## HIGHEST FREE THROW PERCENTAGE (INDIVIDUAL - MIN. 6 MADE)

1.000 (9-9)	three times, (MR: Lauren Prochaska) (Bowling Green), 3/19/11 (First Round at Columbus, OH)
-------------	--

## HIGHEST FREE THROW PERCENTAGE (TEAM - MIN. 15 MADE)

.889 (16-18)	Bowling Green, 3/19/11 (First Round at Columbus, OH)
--------------	---

## LOWEST FREE THROW PERCENTAGE (TEAM)

.455 (5-11)	Sacred Heart, 3/18/12 (First Round at Chapel Hill, N.C.)
-------------	---

## NCAA TOURNAMENT BOX SCORES

**'93 Northwestern**  
Georgia Tech  
March 17, 1993 | Welsh-Ryan Arena (Evanston, Ill.)

**90 62 '03 Virginia Tech**  
Georgia Tech  
March 22, 2003 | Mackey Arena (West Lafayette, Ind.)

**61 59**

OFFICIAL NCAA BASKETBALL BOX SCORE \*\*\*FINAL\*\*\* - NCAA TOURNAMENT 1ST ROUND-  
Date 3/17/93 Site: Welsh-Ryan Arena, Evanston, Ill.

VISITORS (Last Name, First)														HOME (Last Name, First)													
No.	Player	FG	FGA	FT	FTA	Reb	PF	TP	A	T	BLK	S	MIN	No.	Player	FG	FGA	FT	FTA	Reb	PF	TP	A	T	BLK	S	MIN
00	Georgia Tech	3	7	0	0	2	4	2	4	3	5	0	0	0	0	0	0	0	0	0	0	0	0	0	0	11	
00	Keener, Demita	3	7	0	0	2	4	2	4	3	5	0	0	0	0	0	0	0	0	0	0	0	0	0	0	11	
3	Wilson, Yvonne	2	8	0	0	0	0	0	0	0	0	0	0	0	0	0	0	0	0	0	0	0	0	0	0	4	
12	Dortch, Kathy	0	1	0	0	1	2	1	1	1	1	1	1	0	0	0	0	0	0	0	0	0	0	0	0	1	
23	Langston, Lynn	DUP																									
30	Caldwell, Devony	4	16	0	0	1	1	4	2	6	2	9	4	4	0	1	3									9	
31	Kauffman, Lars	3	13	0	0	0	1	6	3	4	8	6	3	1	0	1	25									35	
32	Finney, Christie	0	2	0	0	0	0	0	0	0	0	0	0	0	0	0	0	0	0	0	0	0	0	0	0	29	
33	Weiss, Aimee	2	6	0	0	0	0	1	1	2	3	4	1	1	0	1	23									33	
34	Duggins, Anna Maria	0	1	0	0	0	0	0	1	1	0	0	0	0	0	0	0	0	0	0	0	0	0	0	0	2	
35	Pierre, Joyce	8	21	0	0	3	3	6	4	15	2	15	0	2	2	2	36									33	
42	Fischer, Angie	2	5	1	3	0	0	0	4	4	2	3	4	2	0	0	12									3	
44	Baldwin, Selene	3	7	0	0	0	0	0	0	0	0	0	0	1	3	0	24									3	
55	Wilkinson, Renee	0	0	0	0	0	0	0	0	0	0	0	0	0	0	0	0									2	
TEAM REBOUNDS (included in Totals)														TEAM REBOUNDS (included in Totals)													
TOTALS														TOTALS													
TOTAL FG % 1st Half: 33.3														TOTAL FG % 1st Half: 33.3													
3-PT FG % 1st Half: 0.0														3-PT FG % 1st Half: 0.0													
FT % 1st Half: 1.4														FT % 1st Half: 1.4													
2nd Half: 14.3														2nd Half: 14.3													
Game: 27.5														Game: 27.5													
3-PT FG % 1st Half: 0.0														3-PT FG % 1st Half: 0.0													
2nd Half: 1.0														2nd Half: 1.0													
Game: 1.0														Game: 1.0													
FT % 1st Half: 1.4														FT % 1st Half: 1.4													
2nd Half: 1.4														2nd Half: 1.4													
Game: 1.4														Game: 1.4													
Deadball Rebounds: 4														Deadball Rebounds: 4													

OFFICIALS: Sue Kennedy, Bill Pickett

HOME (Last Name, First)														VISITORS (Last Name, First)													
No.	Player	FG	FGA	FT	FTA	Reb	PF	TP	A	T	BLK	S	MIN	No.	Player	FG	FGA	FT	FTA	Reb	PF	TP	A	T	BLK	S	MIN
3	Cook, Kellie	5	6	3	5	2	2	4	0	1	0	1	11	22	Kennelly, Moira	1	6	0	0	0	0	0	0	0	0	0	6
11	Kennelly, Moira	1	6	0	0	0	0	0	0	0	0	0	6	20	Holan, Norine	0	0	0	0	0	0	0	0	0	0	0	0
20	Holan, Norine	0	0	0	0	0	0	0	0	0	0	0	0	22	Babcock, Patricia	9	10	0	0	2	4	1	4	5	2	20	0
22	Babcock, Patricia	9	10	0	0	2	4	1	4	5	2	20	0	24	Kennelly, Nancy	2	3	0	0	4	4	0	12	12	1	8	0
24	Kennelly, Nancy	2	3	0	0	4	4	0	12	12	1	8	0	32	Braden, Christina	0	1	0	0	0	0	1	1	1	0	0	0
32	Braden, Christina	0	1	0	0	0	0	1	1	1	0	0	0	33	Holohan, Maureen	3	8	0	0	12	18	0	5	5	3	18	0
33	Holohan, Maureen	3	8	0	0	12	18	0	5	5	3	18	0	35	Groh, Donna	7	8	0	0	0	0	1	1	2	14	0	
35	Groh, Donna	7	8	0	0	0	0	1	1	2	14	0	0	40	Krtal, Heather	4	5	0	0	3	4	0	6	6	3	11	0
40	Krtal, Heather	4	5	0	0	3	4	0	6	6	3	11	0	42	Swift, Colleen	1	3	0	0	0	0	0	0	1	2	0	0
42	Swift, Colleen	1	3	0	0	0	0	0	0	0	1	2	0	TEAM REBOUNDS (included in Totals)													
TOTALS														TOTALS													
TOTAL FG % 1st Half: 50.0														TOTAL FG % 1st Half: 50.0													
3-PT FG % 1st Half: 0.0														3-PT FG % 1st Half: 0.0													
FT % 1st Half: 1.4														FT % 1st Half: 1.4													
2nd Half: 16.7														2nd Half: 16.7													
Game: 27.3														Game: 27.3													
Deadball Rebounds: 2														Deadball Rebounds: 2													



## NCAA TOURNAMENT BOX SCORES

<b>'08</b> Iowa State	<b>58</b>	<b>'09</b> Georgia Tech	<b>76</b>
Georgia Tech	55	Iowa	62
March 22, 2008   Wells Fargo Arena (Des Moines, IA)		March 22, 2009   Carver-Hawkeye Arena (Iowa City, IA)	

Official Basketball Box Score -- Game Totals -- Final Statistics  
Georgia Tech vs Iowa State  
03-22-08 11 a.m. at Wells Fargo Arena - Des Moines, Iowa

Georgia Tech 55 • 22-10, 7-7 ACC

#	Player	Total		3-Ptr		Rebounds			PF	TP	A			Blk	Stl	Min
		FG-FGA	FG-FGA	FT-FTA	Off	Def	Tot	TO			Ass	Turn				
1	Williams, Jacqua	* 7-17	2-9	2-4	3	5	8	3	18	3	0	1	3	35		
21	Mitchell, Janie	* 4-11	0-0	0-0	3	4	7	0	8	3	1	0	0	40		
43	Nnamaka, Chioma	* 1-5	0-2	0-0	1	1	2	2	2	0	1	0	1	29		
45	Mitchell, Daphne	* 0-1	0-0	0-0	0	0	0	0	0	0	0	0	0	9		
5	Ingram, Jill	* 8-12	5-9	0-0	1	2	3	2	21	2	4	0	6	35		
22	Montgomery, Alex	0-9	0-8	0-0	1	2	3	2	0	1	2	0	2	22		
33	Blackmon, Tiffany	0-0	0-0	0-0	0	0	0	1	0	0	0	0	0	1		
34	Hemingway, Iasia	0-4	0-0	2-2	1	0	1	3	2	0	0	0	0	10		
35	Ardossi, Brigitte	2-4	0-0	0-0	3	3	6	3	4	0	0	0	0	19		
Team					0	2	2									
Totals		22-63	7-28	4-6	13	19	32	16	55	9	8	1	12	200		
FG % 1st Half: 10-37		27.0%	2nd half: 12-26	46.2%	Game: 22-63	34.9%	Deadball									
3FG % 1st Half: 1-15		6.7%	2nd half: 6-13	46.2%	Game: 7-28	25.0%	Rebounds									
FT % 1st Half: 3-4		75.0%	2nd half: 1-2	50.0%	Game: 4-6	66.7%	1									

Iowa State 58 • 21-12, 7-9 Big12

#	Player		Total		3-Ptr		Rebounds			PF	TP	A		To	Blk	Stl	Min
			FG-FGA	FG-FGA	FT-FTA	Off	Def	Tot									
11	Bohte, Kelsey	-	7-13	5-8	0-0	2	5	7	1	19	2	2	0	1		39	
15	Ezell, Heather	-	1-7	1-5	2-2	0	4	4	1	5	3	3	0	1		37	
32	Nislett, Amanda	-	4-6	2-4	1-1	4	8	12	3	11	2	2	1	0		37	
4	Lacey, Alison	-	2-9	1-6	4-4	0	3	3	2	9	4	5	0	0		34	
44	Anderson, Jocelyn	-	6-9	0-0	0-1	1	5	6	1	12	2	3	5	0		35	
10	Stuckey, Denae		1-2	0-0	0-0	0	2	2	1	2	0	2	0	0		14	
13	Florzak, Anna		0-1	0-1	0-0	0	0	0	0	0	0	0	0	0		2	
22	Lightbourne, Genesis		0-0	0-0	0-0	0	1	1	0	0	0	1	0	0		2	
Team						1	1	2									
Totals			21-47	9-24	7-8	8	29	37	9	58	15	18	6	2		200	
FG % 1st Half: 8-21			38.1%	2nd half: 13-26	50.0%	Game: 21-47			44.7%	Deadball							
3FG % 1st Half: 2-11			18.2%	2nd half: 7-13	53.8%	Game: 9-24			37.5%	Rebounds							
FT % 1st Half: 2-3			66.7%	2nd half: 5-5	100.0%	Game: 7-8			87.5%	0							

Officials: Dee Kantner, Diana DePaul, Tommy Salerno, Lawson Newton SB  
Technical fouls: Georgia Tech-None. Iowa State-None.  
Attendance: 9359  
NCAA 1st Round (Greensboro Region)  
Fouled out: none

Score by periods	1st	2nd	Total
Georgia Tech	24	31	55
Iowa State	20	38	58

Points	In	Off	2nd	Fast	Bench
GT	22	16	15	4	6
ISU	24	5	13	2	2

Official Basketball Box Score -- Game Totals -- Final Statistics  
Georgia Tech vs Iowa  
03/22/09 8:45 p.m. at Carver-Hawkeye Arena - Iowa City, IA

Georgia Tech 76 • 22-9

#	Player		Total			Rebounds			PF	TP	A	TO	Blk	Stl	Min
			FG	FGA	3-PT	FT	FTA	Off							
34	Hemingway, Iasia	f	6-12	0-1	4-7	2	6	8	4	16	3	3	0	2	34
35	Ardossi, Brigitte	f	3-6	0-0	5-6	2	7	9	3	11	2	1	0	1	35
45	Goodlett, Sasha	c	8-15	0-0	0-0	6	7	13	1	16	0	2	0	1	34
01	Williams, Jacqua	g	8-17	2-5	5-6	1	1	2	3	23	3	1	0	2	38
23	Foster, Deja	g	3-9	0-0	0-2	2	0	2	5	6	0	2	0	2	26
02	Bennett, Mo		2-8	0-1	0-0	6	1	7	1	4	0	1	0	2	27
05	Walthour, Metra		0-0	0-0	0-0	0	0	0	0	0	0	0	0	0	0+
14	Adams, LaQuanisha		0-0	0-0	0-0	0	0	0	0	2	0	0	0	0	2
32	Regins, Chelsea		0-0	0-0	0-0	0	0	0	0	2	0	0	0	0	4
Team						0	2	2							
Totals			30-67	2-7	14-21	19	24	43	21	76	9	9	0	10	200
FG % 1st Half: 17-37			45.9%	2nd half: 13-30	43.3%	Game: 30-67			44.8%	Deadball					
3FG % 1st Half: 1-3			33.3%	2nd half: 1-4	25.0%	Game: 2-7			28.6%	Rebounds					
FT % 1st Half: 1-4			25.0%	2nd half: 13-17	76.5%	Game: 14-21			66.7%	2					

Iowa 62 • 21-11

#	Player		Total			3-Ptr		Rebounds			PF	TP	A	TO	Blk	Stl	Min
			FG-FGA	FG-FGA	FT-FTA	Off	Def	Tot									
21	Alexander, Kachine	f	3-9	0-0	11-14	3	7	10	4	17	3	4	0	3	34		
32	Ausdemore, Wendy	f	5-8	2-4	0-0	1	2	3	4	12	3	4	0	0	37		
44	Skouby, Megan	c	2-6	0-0	0-0	1	0	1	2	4	0	1	1	0	21		
02	Wahlin, Kamille	f	4-9	2-4	4-4	0	5	5	2	14	4	2	0	1	39		
11	Smith, Kristi	g	3-10	2-7	0-0	0	4	4	2	8	3	3	0	0	40		
31	Draxten, Hannah		0-0	0-0	0-0	1	0	1	0	0	0	1	0	0	5		
45	Hamlin, JoAnn		3-5	0-0	1-3	1	3	4	1	7	1	2	0	0	23		
50	Nyenhuis, Lindsey		0-0	0-0	0-0	0	0	0	0	0	0	0	0	0	1		
Team						0	2	2									
Totals			20-47	6-15	16-21	7	23	30	15	62	14	17	1	4	200		
FG % 1st Half: 11-28			39.3%	2nd half: 9-19	47.4%	Game: 20-47	42.6%							Deadball			
3FG % 1st Half: 4-7			57.1%	2nd half: 2-8	25.0%	Game: 6-15	40.0%							Rebounds			
FT % 1st Half: 5-7			71.4%	2nd half: 11-14	78.6%	Game: 16-21	76.2%							1			

Officials: June Courteau, Jesse Dickerson, Greg Small  
Technical fouls: Georgia Tech-None. Iowa-None.  
Attendance: 5615  
NCAA First Round Game  
Fouled Out: #23 GT 1:57 2nd

Score by periods	1st	2nd	Total
Georgia Tech	36	40	76
Iowa	31	31	62

Points	In	Off	2nd	Fast	Bench
GT	46	21	18	8	9
IOWA	42	3	3	8	7

Last FG - GT 2nd-02:44, IOWA 2nd-01:05.  
Largest lead - GT by 20 2nd-02:44, IOWA by 4 1st-14:32.

Score tied - 3 times.  
Lead changed - 2 times.

<b>'09</b> Oklahoma	<b>69</b>	<b>'10</b> Arkansas Little Rock	<b>63</b>
Georgia Tech	50	Georgia Tech	53
March 24, 2009   Carver-Hawkeye Arena (Iowa City, IA)		March 21, 2010   Lloyd Noble Center (Norman, Okla.)	

Official Basketball Box Score -- Game Totals -- Final Statistics  
Georgia Tech vs #4/4 Oklahoma  
03/24/09 8:30 p.m. at Carver-Hawkeye Arena - Iowa City, IA

Georgia Tech 50 • 22-9

#	Player	FG-FGA	3-Ptr	Rebounds	Off	Def	TP	PF	A	TO	Blk	Stl	Min.	
		FG-FGA	FT-FTA											
34	Hemingway, Iasia	f 4-12	0-5	2-2	4	2	6	2	10	2	5	1	2	33
35	Ardossi, Brigitte	f 5-13	0-0	1-2	3	3	6	3	11	1	1	0	0	38
45	Goodlett, Sasha	c 0-6	0-0	8-10	4	3	7	2	8	0	4	1	0	32
01	Williams, Jacqua	g 0-9	0-4	1-2	0	1	1	4	1	4	2	0	0	18
23	Foster, Deja	g 6-15	0-0	3-4	1	2	3	3	15	2	1	0	1	34
02	Bennett, Mo	2-6	1-4	0-0	1	1	2	0	5	3	1	0	0	15
05	Walthour, Metra	0-0	0-0	0-0	0	0	0	3	0	0	0	0	0	24
12	Turner, Tabitha	0-0	0-0	0-0	0	0	0	0	0	0	0	0	0	1
32	Regins, Chelsea	0-2	0-0	0-0	1	5	6	1	0	1	0	0	0	10
Team					4	1	5				1			
Totals		17-63	1-13	15-20	18	18	36	18	50	13	15	2	4	200
FG % 1st Half: 12-34		35.3%	2nd half: 5-29	17.2%	Game: 17-63	27.0%	Deadball							
3FG % 1st Half: 1-8		12.5%	2nd half: 0-5	0.0%	Game: 1-13	7.7%	Rebounds							
FT % 1st Half: 4-6		66.7%	2nd half: 11-14	78.6%	Game: 15-20	75.0%	1							

#4/4 Oklahoma 69 • 29-4

#	Player	Total		3-Ptr		Rebounds			PF	TP	A	TO	Blk	Stl	Min.
		FG-FGA	FT-FTA	FG-FGA	FT-FTA	Off	Def	Total							
01	Stevens, Nyeshia	f	3-6	0-3	2-2	0	2	2	1	8	3	2	0	1	29
05	Paris, Ashley	f	4-13	0-0	0-0	6	10	16	4	8	3	1	0	0	30
03	Paris, Courtney	c	4-10	0-0	1-1	1	9	10	4	1	1	6	1	6	26
13	Robinson, Danielle	g	5-5	0-0	7-7	0	3	3	1	17	7	4	0	2	35
25	Hand, Whitney	g	5-9	3-6	2-2	1	1	2	15	2	2	0	1	1	37
04	Olajuwon, Abi		0-0	0-0	1-2	1	1	2	3	1	0	2	0	0	7
10	Roethlisberger, C		4-5	0-1	0-0	0	1	1	3	8	0	1	1	0	18
14	Willis, Lauren		0-0	0-0	0-0	0	0	0	0	0	0	0	0	0	1
15	Winchester, Carolyn		0-0	0-0	0-0	0	0	0	0	0	0	0	0	0	1
21	Thompson, Amanda		0-1	0-0	1-2	0	0	0	0	1	0	0	0	0	3
31	Hammond, Rose		0-1	0-0	0-0	0	0	0	0	0	0	0	0	0	1
45	Hartman, Jasmine		1-1	0-0	0-0	0	1	1	0	2	1	1	0	0	5
53	Vining, Jenny		0-2	0-1	0-0	0	0	0	0	0	0	2	0	0	7
Team						0	4	4							
Totals			26-53	3-11	14-16	9	32	41	18	69	17	16	7	5	200
FG % 1st Half:		9-22	40.9%	2nd half:	17-31	54.8%	Game:		26-53	49.1%					Deadball
3FG % 1st Half:		2-5	40.0%	2nd half:	1-6	16.7%	Game:		3-11	27.3%					Rebounds
FT % 1st Half:		9-11	81.8%	2nd half:	10-11	90.9%	Game:		17-20	85.0%					



## NCAA TOURNAMENT BOX SCORES

<b>'12</b>	<b>Baylor</b> Georgia Tech March 24, 2012   Wells Fargo Arena (Des Moines, IA)	<b>83</b> 68	<b>'14</b>	<b>LSU</b> Georgia Tech March 23, 2014   Maravich Center (Baton Rouge, La.)	<b>98</b> 78
------------	--	-----------------	------------	---	-----------------

Official Basketball Box Score -- Game Totals -- Final Statistics  
Sacred Heart vs Georgia Tech  
03/18/12 2:50 PM at Carmichael Arena, Chapel Hill

Sacred Heart 50 • 27-6

#	Player	Total		3-Ptr		Rebounds			PF	TP	A TO Blk Stl					Min
		FG-FGA	FG-FGA	FT-FTA	Off Def Tot	PF	TP	A TO Blk Stl								
20	Taylor, Callan	f	4-7	0-1	2-6	1	3	4	2	10	2	3	0	1	31	
42	Bland, Enjoli	f	0-0	0-0	0-0	1	0	1	4	0	0	1	0	0	22	
01	Norman, Ericka	g	3-10	2-4	0-0	0	4	4	4	8	7	6	0	3	31	
30	Washington, Gabriell	g	5-11	1-2	2-4	2	2	4	2	13	3	3	0	2	32	
32	Campbell, Alexis	g	2-8	0-5	0-0	1	0	1	1	4	1	0	0	1	23	
03	Evans, Kiley	g	1-1	0-0	0-0	1	0	1	0	2	0	0	0	0	4	
05	Shepard, Katie		1-2	1-2	0-0	0	0	0	1	3	1	2	0	1	12	
12	Koniszewski, Blair		2-7	1-4	0-0	0	0	0	1	5	0	0	0	0	18	
15	Merriman, Morgan		2-5	0-0	1-1	1	4	5	3	5	1	3	0	1	24	
21	Iovino, Kris		0-0	0-0	0-0	0	0	0	0	0	1	0	1	1	3	
	Team					2	3	5			1					
	Totals		20-51	5-18	5-11	9	16	25	18	50	15	20	0	10	200	
	FG % 1st Half:	8-24	33.3%	2nd half:	12-27	44.4%	Game:	20-51	39.2%							Deadball
	3FG % 1st Half:	2-9	22.2%	2nd half:	3-9	33.3%	Game:	5-18	27.8%							Rebounds
	FT % 1st Half:	3-6	50.0%	2nd half:	2-5	40.0%	Game:	5-11	45.5%							7

Georgia Tech 76 • 25-8

#	Player	Total		3-Ptr		Rebounds			PF	TP	A TO Blk Stl					Min
		FG-FGA	FG-FGA	FT-FTA	Off Def Tot	PF	TP	A TO Blk Stl								
41	Gortnar, Tjasa	f	0-1	0-0	3-4	1	2	3	2	3	0	1	1	1	18	
45	Goodlett, Sasha	c	4-8	0-0	4-6	7	4	11	1	12	0	2	0	0	22	
01	Maye, Dawnn	g	2-6	0-1	4-4	0	1	1	3	8	4	4	0	4	20	
05	Walthour, Metra	g	3-7	2-3	0-0	0	1	1	0	8	1	2	0	0	24	
15	Marshall, Tyaunna	g	1-7	0-0	0-0	0	0	0	1	2	2	0	1	1	21	
02	Bennett, Mo		4-5	0-0	3-4	0	3	3	1	11	2	5	0	2	20	
03	Taylor, Sharena		1-1	0-0	0-0	0	0	0	0	2	0	0	0	0	4	
04	Hartwell, Sarah		0-0	0-0	0-0	0	0	0	0	0	2	0	0	0	2	
10	Hamilton-Carter, D.		0-0	0-0	0-0	1	0	1	3	0	1	1	0	2	9	
12	Fogdemark, Frida		0-1	0-0	0-0	0	0	0	0	0	0	1	1	0	7	
14	Adams, LaQuanisha		0-0	0-0	0-0	0	1	1	0	0	0	0	0	0	11	
23	Wallace, Sydney		11-13	6-8	0-0	0	1	1	1	28	1	1	0	2	22	
32	Regins, Chelsea		1-2	0-0	0-1	1	4	5	1	2	2	0	0	0	20	
	Team					1	3	4								
	Totals		27-51	8-12	14-19	11	20	31	13	76	13	19	3	12	200	
	FG % 1st Half:	13-26	50.0%	2nd half:	14-25	56.0%	Game:	27-51	52.9%							Deadball
	3FG % 1st Half:	4-5	80.0%	2nd half:	4-7	57.1%	Game:	8-12	66.7%							Rebounds
	FT % 1st Half:	6-10	60.0%	2nd half:	8-9	88.9%	Game:	14-19	73.7%							2.1

Officials: Joe Cunningham, Tom Danaher, Marlin Ramsey  
Technical fouls: Sacred Heart-None. Georgia Tech-None.  
Attendance: 1139  
First Round NCAA Championship

Score by periods	1st	2nd	Total
Sacred Heart	21	29	50
Georgia Tech	36	40	76

Last FG - SHU 2nd-00:42, GT 2nd-00:52.  
Largest lead - SHU by 2 1st-14:25, GT by 30 2nd-05:42.

Points	In	Off	2nd	Fast	Bench
SHU	18	11	0	4	15
GT	24	31	8	8	43

Score tied - 2 times.  
Lead changed - 6 times.

Official Basketball Box Score -- Game Totals -- Final Statistics  
Georgia Tech vs LSU  
03/23/14 11:30 am at Baton Rouge, La. (Maravich Center)

Georgia Tech 78 • 20-12

#	Player		Total	3-Ptr	Rebounds			PF	TP	A					Stl	Min
			FG-FGA	FT-FTA	Off	Def	Tot			To	Blk					
54	Roddreka Rogers	f	2-6	0-0	0-0	3	1	4	0	4	2	0	0	0	15	
24	Shayla Blvins	c	0-0	0-0	0-0	1	0	1	2	0	0	0	1	0	6	
03	Kaela Davis	g	4-14	2-7	6-6	0	1	1	3	16	1	3	1	0	39	
15	Tyaunna Marshall	g	9-19	0-1	2-3	3	4	7	2	20	3	3	1	4	33	
23	Sydney Wallace	g	9-22	2-13	0-0	0	2	2	1	20	1	1	0	1	36	
01	Dawnn Maye		1-2	0-0	0-0	0	2	2	5	2	0	2	0	5	20	
02	Aaliyah Whiteside		2-6	0-1	1-2	1	2	3	3	5	1	1	0	2	22	
10	Katarina Vukovic		0-1	0-0	0-0	0	0	0	0	0	0	0	0	0	2	
11	Nariah Taylor		3-5	0-0	5-6	0	5	5	4	11	1	2	2	0	22	
12	Frida Fogdemark		0-0	0-0	0-0	1	0	1	0	0	0	0	0	0	1	
40	Gabrielle Holston		0-1	0-0	0-0	1	0	1	3	0	1	2	0	2	4	
	Team					2	1	3			1					
	Totals		30-76	4-22	14-17	12	18	30	23	78	10	15	5	14	200	
	FG % 1st Half:	17-33	51.5%	2nd half:	13-43	30.2%	Game:	30-76	39.5%						Deadball	
	3FG % 1st Half:	3-8	37.5%	2nd half:	1-14	7.1%	Game:	4-22	18.2%						Rebounds	
	FT % 1st Half:	7-7	100.0%	2nd half:	7-10	70.0%	Game:	14-17	82.4%						1	

LSU 98 • 20-12

#	Player	Total		3-Ptr		Rebounds			PF	TP	A TO Blk Stl					Min
		FG-FGA	FG-FGA	FT-FTA	Off Def Tot	PF	TP	A TO Blk Stl								
32	BALLARD, Danielle	f	7-17	0-1	10-12	7	10	17	3	24	4	7	0	2	35	
55	PLAISANCE, Theresa	f	8-17	0-1	5-6	3	8	11	3	21	0	1	0	1	34	
21	MCKINNEY, Shaneece	c	5-5	0-0	4-6	4	2	6	1	14	0	2	6	1	32	
05	KENNEY, Jeanne	g	5-13	1-5	0-0	0	7	7	2	11	6	4	0	0	31	
11	MONCRIEF, Raigyne	g	3-5	0-0	0-0	1	2	3	2	6	1	1	0	0	8	
04	PEDERSEN, Anne		0-0	0-0	0-0	1	0	1	1	0	0	0	0	0	9	
10	RHODES, Jasmine		0-0	0-0	0-0	0	1	1	0	0	0	0	0	0	2	
13	HILL, Rina		1-3	0-0	1-2	0	0	0	1	3	1	2	0	0	10	
24	HARDEN, DaShawn		5-8	3-3	4-4	2	2	4	3	17	1	5	0	1	28	
42	BOYKIN, Sheila		1-2	0-0	0-0	0	0	0	2	2	1	1	1	1	11	
	Team					3	4	7								
	Totals		35-70	4-10	24-30	21	36	57	18	98	14	23	7	6	200	
	FG % 1st Half:	18-41	43.9%	2nd half:	17-29	58.6%	Game:	35-70	50.0%							Deadball
	3FG % 1st Half:	3-6	50.0%	2nd half:	1-4	25.0%	Game:	4-10	40.0%							Rebounds
	FT % 1st Half:	12-14	85.7%	2nd half:	12-16	75.0%	Game:	24-30	80.0%							2

Officials: R. Jack Jones; U1: Maj Foresberg; U2: Pualani Spurlock  
Technical fouls: Georgia Tech-None. LSU-None.  
Attendance:  
2014 NCAA Tournament First Round

Score by periods	1st	2nd	Total
Georgia Tech	44	34	78
LSU	51	47	98

Last FG - GT 2nd-02:59, LSU 2nd-00:16.  
Largest lead - GT None, LSU by 20 2nd-07:40.

Points	In	Off	2nd	Fast	Bench
GT	32	25	9	4	18
LSU	44	11	23	4	22

Score tied - 0 times.  
Lead changed - 0 times.





## 2017-18 GEORGIA TECH WOMEN'S BASKETBALL

**Front Row (from left):** Taja Cummings, Chanin Scott, Zaire O'Neil, Breanna Brown, Antonia Peresson, Head Coach MaChelle Joseph, Imani Tilford, Elo Edeferioka, Kaylan Pugh, Daijah Jefferson, Kierra Fletcher

**Back Row (from left):** Graduate manager Chris Ayers, Graduate Manager Justin Peak, Director of Operations Metra Walthour, Assistant Coach Jonneshia Pineda, Assistant Coach Kevin Morrison, Martine Fortune, Lorela Cubaj, Anne Francoise Diouf, Francesca Pan, Assistant Head Coach Rob Norris, Director of Video Brock Berenato, Assistant Director of Operations Brittni Oliver, Student Manager Jacob Greenspan, Assistant Athletic Trainer Rachel Matthews, Director of Olympic Sports Player Development Scott McDonald





## 2017-18 WOMEN'S BASKETBALL SCHEDULE

### NOVEMBER

SUN.	5	2:00 PM	UNION (EXH.)
FRI.	10	7:00 PM	AT APP STATE
SUN.	12	2:00 PM	S.C. STATE
WED.	15	7:00 PM	KENNESAW ST.
SUN.	19	1:00 PM	AT PRINCETON
TUES.	21	11:00 AM	GEORGIA STATE

### JUNKANOO JAM - BIMINI, BAHAMAS

THU.	23	5:15 PM	PENN (GAME 1)
FRI. SAT.	24/25		TBD (GAME 2)
THU.	30	7:00 PM	PURDUE

### DECEMBER

SUN.	3	1:00 PM	MTSU
SUN.	10	2:00 PM	UT-ARLINGTON
SUN.	17	1:00 PM	AT GEORGIA
TUES.	19	7:00 PM	CHARLESTON SO.
THU.	21	12:00 PM	SOUTHERN MISS
THU.	28	7:00 PM	LOUISVILLE*
SUN.	31	2:00 PM	CLEMSON*

### JANUARY

THU.	4	7:00 PM	AT SYRACUSE*
SUN.	7	2:00 PM	NOTRE DAME*
WED.	10	7:00 PM	AT NC STATE*
SUN.	14	2:00 PM	AT PITT*
SUN.	21	2:00 PM	WAKE FOREST*
THU.	25	7:00 PM	AT VIRGINIA TECH*
SUN.	28	1:00 PM	VIRGINIA*

### FEBRUARY

THU.	1	7:00 PM	AT DUKE*
SUN.	4	2:00 PM	AT CLEMSON*
THU.	8	7:00 PM	BOSTON COLLEGE*
SUN.	11	1:00 PM	AT NOTRE DAME*
THU.	15	7:00 PM	NORTH CAROLINA*
THU.	22	7:00 PM	MIAMI*
SUN.	25	1:00 PM	AT FLORIDA STATE*

### ACC TOURNAMENT

FEB. 28- MAR. 4

GREENSBORO, N.C.

\*ACC GAME