



2011 BASEBALL
GEORGIA TECH

Media Information

MEDIA SERVICES

The 2011 Georgia Tech Yearbook is published primarily as a source of information for members of the media. Requests for additional information, interviews and photographs should be directed to Assistant Director of Communications Mike Huff.

Baseball releases, which include updated statistics, are available on a bi-weekly basis throughout the season. Fast and easy access to this information can be achieved by accessing the official Georgia Tech Athletics website, Ramblinwreck.com. The Georgia Tech Sports Information Office will email weekly releases to members of the media on a bi-weekly basis. No releases are sent via U.S. Mail.

SPORTS INFORMATION OFFICE

The Georgia Tech Sports Information Office is located on the first floor of the Arthur B. Edge Athletics Center, on the corner of Techwood Drive and Bobby Dodd Way.

RUSS CHANDLER STADIUM

Georgia Tech's home field is located on the corner of Fowler Street and Ferst Drive, with the entrances to the stadium along Ferst Drive.

Directions from the North (I-75): Follow I-75 South to Northside Drive/Howell Mill Road Exit. Follow exit to Northside Drive and turn right. Proceed to 10th Street (sixth light) and turn left. Follow 10th Street to Fowler Street (fifth light) and turn right. Stadium will be on the right.

Directions from the North (I-85): Follow I-85 South to North Avenue exit and turn right. Proceed to Techwood Drive (first light) and turn right. Follow Techwood Drive to Fifth Street (second light) and turn left. Stadium will be on the right.

Directions from the South: Follow I-75/I-85 North to 10th Street exit and turn left. Proceed to Fowler Street (second light), and turn left. Stadium will be on the right.

MEDIA CREDENTIALS

Media credentials will be issued only to working members of the media. Children and other non-workers will not be allowed. Members of the media may pick up credentials in the Georgia Tech Ticket Office until four hours prior to each game (excluding Saturday and Sundays) before they are moved to

media will-call.

Requests: Contact Mike Huff (information below) at least one day prior to home game or series.

Media Will Call: Third base ticket booth, corner of Cherry Street and Ferst Drive.

Media Parking: A limited number of media parking spaces at various locations around Russ Chandler Stadium are available. Please include parking requests along with credential requests.

Press Box: Located atop the grandstand behind home plate. The press box includes space for working members of the press, official and visiting scorers, the public address announcer and the scoreboard operator. Also located on the press level are two radio booths, a television booth, and eight luxury suites (two indoor, six outdoor). The press box is on the same level as the third base entry gate.

MEDIA INTERVIEWS

All interview requests for head coach Danny Hall or any Georgia Tech baseball player should be directed to Mike Huff in the sports information office.

Players and coaches are available to the media before and after practice or by appointment (for mornings and early afternoons). Interviews with coaches or players while the team is on the road can be arranged by contacting Mike Huff via cell phone.

POSTGAME INTERVIEWS

Head coach Danny Hall is available to meet any working members of the press immediately following the game on the field at Russ Chandler Stadium. Due to space limitations in the locker room, all player interviews are also conducted on the field; media members are not permitted in the clubhouse area. Mike Huff will coordinate all postgame interview requests for Georgia Tech.

Interviews with visiting team members can be done on the field, subject to the policy of the visiting team's sports information representative.

PHOTOGRAPHERS

Media credentials are required for all photographers and television media. All credentials not picked up at the sports information office will be left at the ticket will-call window at the third base entrance of the stadium.

Photo wells are located at the far end of both dugouts, with space for both still and video cameras. Photographers are also permitted to shoot from the press level, but may not shoot from ground level between the two dugouts. Photographers are not permitted on the field at any time. Photographers may move from one photo well to the other by exiting the dugouts and walking along the concourse behind home plate.

PRESS BOX SERVICES

Updated cumulative statistics, game notes, scorecards and team rosters are available in the press box prior to each home game. A final box score will be distributed at the conclusion of each game.

An official scorer is assigned to all home games, and baseball SID Mike Huff will keep the media informed of all scoring decisions, noteworthy facts and records.

TELEPHONES

The Russ Chandler Stadium press box is equipped with several telephones for use by working media only. Each radio booth is equipped with two courtesy standard phone lines, use of which will be granted on a reciprocal basis. Visiting radio crews needing additional service should contact AT&T at

800.356.3093, using game operations manager Jeff Gilbert as the local contact.

INTERNET

High-speed wireless internet is available in the Russ Chandler Stadium press box, including both radio booths and the television booth. There are also a limited number of DSL connections available in all four booths as well as phone lines for dial-up access.

RAMBLINWRECK.COM

The official website of Georgia Tech athletics is updated daily with the latest on Yellow Jacket sports.

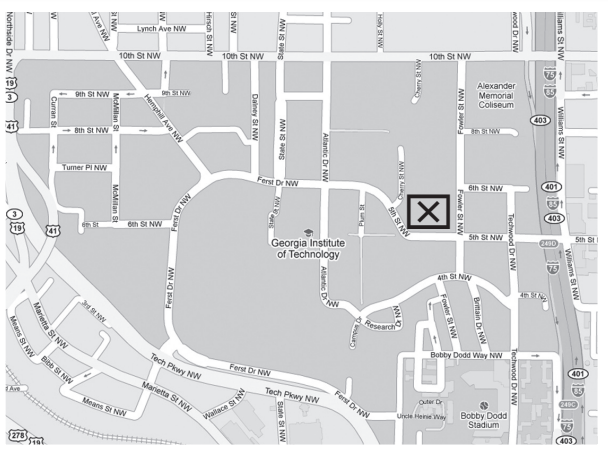
It provides schedules, rosters, statistics and notes on every varsity team including bios on every student-athlete and coach.

Fans will also find video, photo galleries, feature stories, blocks, and regular columns.

ON THE AIR

Television: A minimum of five home games will be aired on television this season, including at least four by CSS. The complete television schedule was not available at press time, but details can be found at Ramblinwreck.com.

Radio: All of Tech's baseball games will be aired on radio in 2010. WREK Radio (91.1 FM in Atlanta/www.wrek.org) is scheduled to carry every one of Tech's games. Check Ramblinwreck.com for details.



Georgia Tech Sports Information

Phone: 404.894.5445 · Fax: 404.894.1248 · Web: Ramblinwreck.com
Mailing: 150 Bobby Dodd Way, NW Atlanta, Ga., 30332-0455

Dean Buchan
Assistant Athletic Director
Sport: Football
Cell: 404.295.8703
Email: dbuchan

Mike Stamus
Associate SID
Sports: Men's Basketball, Golf, M. Tennis
Cell: 404.218.9723
Email: mstamus

Marcus Dittmer
Assistant SID
Sports: Women's Basketball, Women's Tennis
Cell: 712.490.8668
Email: mdittmer

Seth Gerard
Assistant SID
Sports: Softball, Volleyball
Cell: 774.279.4461
Email: sgerard

Betsy Devine
Graduate Assistant
Sports: Track & Field, Cross Country, Swimming & Diving
Cell: 404.626.5273
Email: bdevine

Dan Goldberger
Webmaster
Office: 404.894.4461
Cell: 646.872.7568
Email: dgoldberger

Mike Huff
Assistant Sports Information Director
BASEBALL CONTACT
Other Sport: Secondary Football
Office: 404.385.2959
Cell: 918.289.6144
Email: mhuff@athletics.gatech.edu




Dean Buchan



Mike Stamus



Seth Gerard



Marcus Dittmer



Betsy Devine



Dan Goldberger

TECH BASEBALL MEDIA OUTLETS

INTERNET

CollegeBaseballInsider.com

Phil Stanton, Co-Editor
Sean Ryan, Co-Editor
 2019 Stoneheather Road
 Richmond, Va. 23238
 Phone.....(804) 273-6117
 Email.....phil@collegebaseballinsider.com
 Website.....CollegeBaseballInsider.com

PerfectGame.org

Kendall Rogers, National Baseball Writer
 10 Cadillac Drive, Suite 400
 Brentwood, Tenn. 37027
 Phone.....(979) 229-4092
 Email.....kendall@perfectgame.org
 Website.....Perfectgame.org/College

SEBaseball.com

Mark Etheridge, Publisher
 6019 Garden Oaks Drive
 Tuscaloosa, Ala. 35405
 Phone.....(205) 562-7977
 Email.....mark@sebaseball.com
 Website.....SEBaseball.com

NATIONAL

Baseball America

John Manuel, Editor in Chief
Aaron Fitt, Assistant Editor
 201 West Main Street, Suite 201
 Durham, NC 27702
 Phone.....(919) 682-9635 x113
 Email.....aaronfitt@baseballamerica.com
 Website.....BaseballAmerica.com

Collegiate Baseball

Lou Pavlovich, Jr., Editor
 P.O. Box 50566
 Tucson, Ariz. 85703
 Phone.....(520) 623-4530
 Email.....lou@baseballnews.com
 Website.....CollegiateBaseball.com

USA Today Sports Weekly

Andy Gardiner, College Writer
 7950 Jones Brance Drive
 McLean, Va. 22108
 Phone.....(703) 854-8013
 Email.....agardiner@usatoday.com
 Website.....USAToday.com

NEWS/WIRE SERVICES

Associated Press (Atlanta)

Paul Newberry, Sports Editor
Charles Odum, Sports Staff
 Suite 500, South Tower, One CNN Center
 Atlanta, Ga. 30303-2705
 Phone.....(404) 522-8971
 Email.....pnewberry@ap.org
 Email.....codum@ap.org
 Website.....AP.org

PRINT

Atlanta Journal-Constitution

Doug Roberson, Beat Writer
 P.O. Box 4689
 Atlanta, Ga. 30302
 Phone.....Office (404) 526-5979
 Email.....droberson@ajc.com
 Website.....AJC.com

Augusta Chronicle

John Boyette, Sports Editor
 725 Broad Street
 Augusta, Ga. 30903
 Phone.....(706) 823-3408
 Email.....jboyette@augustachronicle.com
 Website.....AugustaChronicle.com

Chattanooga Times-Free Press

Mark Wiedmer, Staff Writer
 P.O. Box 1447
 Chattanooga, Tenn. 37401
 Phone.....(423) 757-6390
 Email.....mwiedmer@timesfreepress.com
 Website.....TimesFreePress.com

Columbus Ledger-Enquirer

Kevin Price, College Writer
 17 West 12th Street
 Columbus, Ga. 31902
 Phone.....(706) 571-8500
 Email.....kprice@ledger-enquirer.com
 Website.....Ledger-Enquirer.com

Gainesville Times

Brent Holloway, Sports Editor
 P.O. Box 838
 Gainesville, Ga. 30501
 Phone.....(770) 532-1234
 Email.....bholloway@gainesvilletimes.com
 Website.....gainesvilletimes.com

Gwinnett Daily Post

David Friedlander, Sports Writer
Will Hammock, Sports Writer
 725 Old Norcross Road
 Lawrenceville, Ga. 30045
 Phone.....(770) 339-5850
 Email.....david.friedlander@gwinnettdaily.com
 Email.....will.hammock@gwinnettdaily.com
 Website.....GwinnettDailyPost.com

Macon Telegraph

Coley Harvey, Sports Writer
 P.O. Box 4167
 Macon, Ga. 31213
 Phone.....(478) 744-4248
 Email.....charvey@macon.com
 Website.....Macon.com

Marietta Daily Journal

John Bednarowski, Sports Editor
Adam Carrington, Sports Writer
 580 Fairground Street
 Marietta, Ga. 30060
 Phone.....(770) 422-9533
 Email.....sportseditor@mdjonline.com
 Website.....MDJonline.com

Rome News Tribune

David Dawson, Sports Editor
 P.O. Box 1633

Rome, Ga. 30162
 Phone.....(706) 291-6397
 Email.....DDawson@m-t.com
 Website.....RomeNews-Tribune.com

Savannah Morning News

Anthony Stasny, Sports Editor
 P.O. Box 1088
 Savannah, Ga. 31402
 Phone.....(912) 652-0356
 Email.....anthony.stasny@savannahnow.com
 Website.....SavannahNow.com

The Technique

Alex Mitchell, Sports Editor
 P.O. Box J
 Atlanta, Ga. 30332
 Phone.....(404) 894-2831
 Email.....sports@nique.net
 Website.....Nique.net

RADIO

WQXI-AM (790 the Zone)

Matt Edgar, Producer
 3350 Peachtree Road, Suite 1610
 Atlanta, Ga. 30326
 Phone.....(404) 237-0079
 Email.....medgar@790thezone.com
 Website.....790thezone.com

WCNN-AM (680 the Fan)

Jason Cofar, Producer
 3535 Piedmont Rd.; Bldg. 14; Suite 1200
 Atlanta, Ga. 30305
 Phone.....(404) 688-0068
 Email.....jasoncofar@680thefan.com
 Website.....680thefan.com

WGST-AM (640)

Edgar Treiguts, Sports Reporter
 1819 Peachtree Road, Suite 700
 Atlanta, Ga. 30309
 Phone.....(404) 367-0640
 Email.....edgar@wgst.com
 Website.....WGST.com

WSB-AM (750)

Mitch Evans, Sports Producer
 1601 West Peachtree Street
 Atlanta, Ga. 30309
 Phone.....(404) 897-7500
 Email.....mitch.evans@wsbradio.com
 Website.....wsbradio.com

WREK-FM (91.1)

Leo Keselman, Sports Director
 350 First Drive, Suite 2224
 Atlanta, Ga. 30332-0630
 Phone.....(404) 894-2468
 Email.....sports.director@wrek.org
 Website.....WREK.org

Georgia Tech/ISP Radio Network

Wes Durham, Play-by-Play
 150 Bobby Dodd Way
 Atlanta, Ga. 30332
 Phone.....(404) 385-0594
 Email.....wdurham@athletics.gatech.edu
 Website.....RamblinWreck.com

SPECIALTY

The Buzz Magazine

Dean Buchan, Editor
 ISP Sports; 140 Club Oaks Court
 Winston-Salem, NC 27104
 Phone.....(404) 894-6283
 Email.....dbuchan@athletics.gatech.edu

Sting Extra

Matt Winkeljohn, Editor
 Phone.....(404) 216-6322
 Email.....mattwinkeljohn@yahoo.com

TELEVISION

WAGA (FOX)

Chip Zeller, Producer
Ken Rodriguez, Buck Lanford, Talent
 1551 Briarcliff Road
 Atlanta, Ga. 30306
 Phone.....(404) 898-0150
 Email.....chip.zeller@foxtv.com
 Email.....ken.rodriguez@foxtv.com
 Email.....buck.lanford@foxtv.com
 Website.....myfoxatlanta.com

WGCL (CBS)

Dan Moriarty, Producer
 425 14th Street
 Atlanta, Ga. 30318
 Phone.....(404) 327-3250
 Email.....dan.moriarty@cbs46.com
 Website.....cbs46.com

WSB (ABC)

Eric Hager, Producer
Zach Klein, **Anthony Amey**, Talent
 1601 West Peachtree Street
 Atlanta, Ga. 30309
 Phone.....(404) 897-7587
 Email.....erichager@wsbtv.com
 Email.....zach.klein@wsbtv.com
 Email.....anthony.amey@wsbtv.com
 Website.....wsbtv.com

WXIA (NBC)

Tracy Carmony, Producer
Fred Kalil, **Randy Waters**, **Sam Crenshaw**, Talent
 1611 West Peachtree Street
 Atlanta, Ga. 30309
 Phone.....(404) 873-9146
 Email.....sports@11alive.com
 Email.....first.initial@last.name@wxia.gannett.com
 Website.....11alive.com

Comcast Sports Southeast

Matt Stewart, Sports Broadcaster
 2995 Courtyards Drive
 Norcross, Ga. 30061
 Phone.....(770) 559-2742
 Email.....matthew_stewart@cable.comcast.com
 Website.....csssports.com

FSN South

Jeff Gammage, Producer
 1175 Peachtree Street
 100 Colony Square, Suite 200
 Atlanta, Ga. 30361
 Phone.....(404) 230-7300
 Email.....jgammage@foxsports.net
 Website.....foxsports.com

OPPONENT MEDIA CONTACTS

BOSTON COLLEGE

bceagles.com
 Matt Lynch - 617.552.2193 (o) -
 lynchfz@bc.edu

CLEMSON

clemsonigers.com
 Brian Hennessy - 864.656.1922 (o) -
 864.986.9046 (c) - bhennes@clemson.edu

DUKE

goduke.com
 Chris Cook - 919.684.8708 (o) -
 919.812.7141 (c) - cook@duke.edu

EAST TENN. STATE

etsubucs.com
 Jeffry Schneider - 423.439.5612 (o) -
 423.741.5297 (c) - SCHNEIDJ@mail.etsu.edu

GEORGIA

georgiadogs.com
 Christopher Lakos - 706.542.7994 (o) -
 706.714.2934 (c) - clakos@sports.uga.edu

GEORGIA SOUTHERN

georgiasoutherneagles.com
 Barret Gilham - 912.478-5448 (o) -
 912.678.5051 (c) - bgilham@georgia-southern.edu

GEORGIA STATE

georgiastatesports.com
 Ned Colgrove - 404.413-4166 (o) -
 518.817.3564 (c) - athemc@langate.gsu.edu

ILLINOIS-CHICAGO

uicflames.com
 Dan Yopchick - 312.996.5881 (o) -
 yopchick@uic.edu

KENNESAW STATE

ksuowls.com
 Mark Tomo - 770.499.3217 (o) -
 770.862.8556 (c) - mtomo@kennesaw.edu

KENT STATE

kentstatesports.com
 Michael Ashcraft - 330.672.2110 (o) -
 724.600.4876 (c) - mashcraft@kent.edu

MARYLAND

umterps.com
 Justin Moore - 301.314.7068 (o) -
 moore@UMD.edu

MERCER

mercerbears.com
 Jason Farhadi - 478.301-5218 (o) -
 farhadi_jb@mercer.edu

MIAMI

hurricanesports.com
 Bryan Harvey - 305.284-3249 (o) -
 bharvey@miami.edu

NORTH CAROLINA

tarheelblue.com
 Dave Schmidt - 919.962.0084 (o) -
 dschmidt@unca.uncc.edu

NC STATE

gopack.com
 Bruce Winkworth - 919.515.1182 (o) -
 919.819.3035 (c) - bruce_winkworth@ncsu.edu

RUTGERS

scarletknights.com
 Doug Drabik - 732.445.4200 (o) -
 732.921.1067 (c) - ddrabik@scarletknights.com

ST. JOHNS

redstormsports.com
 Tim Brown - 718.990.1521 (o) -
 brown1t@stjohns.edu

SAVANNAH STATE

ssuathletics.com
 Trina Samuels - 912.358.3448 - samu-
 elst@savannahstate.edu

VIRGINIA

virginiasports.com
 Andy Fledderjohann - 434.982.5131 (o) -
 434.906.0075 (c) - fledder@virginia.edu

VIRGINIA TECH

hokiesports.com
 Marc Mullen - 540.231.1894 (o) -
 marcmm@vt.edu

WAKE FOREST

wakeforestsports.com
 Steven Wright - 336.758-5842 (o) -
 wrights@wfu.edu

2011 Roster & Quick Facts

GENERAL INFORMATION

School: Georgia Institute of Technology
 Location: Atlanta, Ga. 30332
 Enrollment: 20,291
 Year Founded: 1885
 Nickname: Yellow Jackets, Rambling Wreck
 Mascot: "Buzz" the Yellow Jacket
 Official Colors: Old Gold and White
 Home Field: Russ Chandler Stadium
 (since 1985, rebuilt for the 2001 season)
 Capacity: 4,157
 Dimensions: LF-328, LC-391, CF-400, RC-353, RF-334
 Fence Height: 10 feet
 Conference: Atlantic Coast (since 1980)

INSTITUTE PERSONNEL

President: Dr. G.P. "Bud" Peterson
 Faculty Representative: Dr. Sue Ann Bidstrup Allen
 Director of Athletics: Dan Radakovich
 Athletic Department Phone: (404) 894-5400
 Ticket Office Phone: (888) TECH-TIX

BASEBALL STAFF

Head Coach: Danny Hall
 Alma Mater, Year: Miami, Ohio, 1977
 Overall Record: 945-445-1 (680), 23 years
 Record at School: 737-328-1 (692), 17 years
 NCAA Regional appearances: 1992-93-94-95-96-97-98-00-01-02-03-04-05-06-08-09-10
 NCAA Super Regionals: 2000-02-04-05-06
 College World Series appearances: 1994, 2002, 2006
 Office Phone: (404) 894-5471
 Assistant Coach/Recruiting: Bryan Prince (4th year)
 Alma Mater: Georgia Tech, 2005
 Assistant Coach: Tom Kinkelaar (4th year)
 Alma Mater: Miami, Ohio, 1977
 Volunteer Coach: Rick Rembielak (1st year)
 Director of Baseball Operations: Nick Scherer
 Strength and Conditioning: Steve Tamborra
 Trainer: Walter Smith

2010 YEAR IN REVIEW

Overall Record: 47-15
 Home: 31-6; Away: 14-7; Neutral: 2-2
 ACC Record: 21-9
 Home: 12-3; Away: 9-6
 ACC Finish: 2nd (Coastal, 2nd)
 1-2 in the ACC Tournament
 Post-Season Play: NCAA Atlanta Regional
 Final Ranking: 17 (Collegiate Baseball/USA Today)
 Lettermen Returning: 20 (10 position, 10 pitchers)
 Lettermen Lost: 13 (7 position, 5 pitchers)
 Starters Returning/Lost: 4/9
 (2/7 position, 2/2 pitchers)

HISTORICAL INFORMATION

Record Since 1895: 2174-1374-27 (616)
 At Russ Chandler Stadium: 736-198 (788)
 ACC Championships: 7
 (1985, 1986, 1987, 1988, 2000, 2003, 2005)
 ACC Tournament Record: 66-51
 NCAA Appearances: 26
 (1959-71-85-86-87-88-89-90-91-92-93-94-95-96-97-98-00-01-02-03-04-05-06-08-09-10)
 NCAA Tournament Record: 61-53
 College World Series Appearances: 3
 1994 (2nd), 2002 (1-5th), 2006 (1-7th)
 College World Series Record: 4-5

2011 GEORGIA TECH BASEBALL ROSTER

No.	Name	Pos.	B-T	Ht.	Wt.	Cl.	D.O.B.	Hometown (High School/College)
1	Connor Winn**	IF	R-R	5-10	182	Jr.	6-25-90	Suwanee, Ga. (Wesleyan)
2	Jarrett Didrick**	OF	R-R	6-0	185	Jr.	8-22-89	Rome, Ga. (Calhoun)
3	Matt Hyde	SS/2B	R-R	6-0	180	Fr.	3-10-92	Calhoun, Ga. (Calhoun)
4	Chris Triplett	SS	R-R	5-11	184	Fr.	5-12-92	Fayetteville, Ga. (Sandy Creek)
5	Jeff Ussery***	IF	S-R	6-3	194	Jr.-R	2-9-87	Hilton Head, S.C. (Heritage Academy)
6	Brandon Thomas*	OF	B-R	6-3	200	So.	2-7-91	Atlanta, Ga. (Pace Academy)
8	Kyle Wren	CF	L-L	5-9	155	Fr.	4-23-91	Peachtree City, Ga. (Landmark Christian)
9	Jacob Esch**	RHP/IF	R-R	6-3	183	Jr.	3-27-90	Chanhassen, Minn. (Cretin-Derham Hall)
10	Zane Evans	C/RHP	R-R	6-3	211	Fr.	11-29-91	Roswell, Ga. (Roswell)
11	Evan Martin**	OF/IF	R-R	5-9	163	Jr.	6-25-90	Woodstock, Ga. (Sequoyah)
13	Brad Markey	RHP/SS	S-R	5-10	180	Fr.	3-3-92	Bel Air, Md. (C. Milton Wright)
14	Chase Butler	3B	R-R	5-10	205	Fr.	9-23-91	Rome, Ga. (Darlington School)
15	Clay Dalton*	RHP/1B	R-R	6-2	193	So.	12-27-90	Kennesaw, Ga. (North Cobb)
16	Matt Skole**	IF	L-R	6-4	218	Jr.	7-30-89	Woodstock, Ga. (Blessed Trinity Catholic)
19	Mark Pope**	RHP	R-R	6-2	203	Jr.	8-29-89	Marietta, Ga. (Walton)
20	Paul Kronenfeld	OF/1B	L-R	6-2	200	Fr.	9-27-91	Greensboro, N.C. (Woodberry Forest (Va.))
21	DeAndre Smelter	RHP/OF	R-R	6-3	225	Fr.	12-3-91	Macon, Ga. (Tattnall Square Academy)
22	Alex Cruz	SS/3B	R-R	6-1	198	Fr.	7-29-92	Woodstock, Ga. (Blessed Trinity)
24	Jake Davies**	LHP/1B	L-L	6-0	225	Jr.	9-15-89	McDonough, Ga. (Eagle's Landing Christian)
25	Matthew Grimes	RHP	R-R	6-6	185	Fr.	9-4-91	Hoschton, Ga. (Mill Creek)
26	Colby Wren	1B	R-R	5-10	200	Fr.	4-23-91	Peachtree City, Ga. (Landmark Christian)
27	Jonathan Roberts	RHP	R-R	6-2	188	Fr.	7-8-91	Fayetteville, Ga. (Starr's Mill)
28	Dusty Isaacs	RHP	R-R	6-0	179	Fr.	8-7-91	Lebanon, Ohio (Lebanon)
29	Mitch Earnest	C	R-R	6-1	180	Fr.	10-14-91	Atlanta, Ga. (Lakeside)
30	Buck Farmer*	RHP	L-R	6-3	227	So.	2-20-91	Conyers, Ga. (Rockdale Co.)
31	Sam Dove*	INF	R-R	6-1	170	So.	11-27-90	Brentwood, Tenn. (Brentwood Academy)
32	Daniel Palka	LHP/1B	L-L	6-1	223	Fr.	10-28-91	Lyman, S.C. (Greer)
35	Zach Brewster**	LHP	L-L	6-0	195	Sr.	10-26-88	Murrayville, Ga. (North Hall)
36	Kevin Jacob***	RHP	R-R	6-6	231	Jr.	3-26-89	Baltimore, Md. (Parkville)
37	Jed Bradley**	LHP	L-L	6-4	221	Jr.	6-12-90	Huntsville, Ala. (Huntsville)
38	Luke Bard*	RHP	R-R	6-2	185	So.	11-30-90	Charlotte, N.C. (Charlotte Christian)
39	Taylor Wood***	LHP	R-L	6-7	219	Sr.	4-10-89	Suwanee, Ga. (Greater Atlanta Christian)
41	Devin Stanton	LHP	R-L	6-0	195	Fr.	1-7-92	Lilburn, Ga. (Wesleyan)
42	Connor Kendrick	LHP/OF	L-L	5-11	172	Fr.	8-18-92	Sharpsburg, Ga. (Northgate)

*Indicates number of letters earned.

COACHING STAFF

Head Coach: 17 Danny Hall (Miami, Ohio, 1977), 18th year
 Assistant Coach/Pitching: 12 Tom Kinkelaar (Miami, Ohio, 1977), 4th year
 Assistant Coach/Hitting: 18 Bryan Prince (Georgia Tech, 2005), 4th year
 Volunteer Assistant Coach: 23 Rick Rembielak (Akron, 1988), 1st year

SUPPORT STAFF

Nick Scherer, Director of Baseball Operations
 Walter Smith, Trainer
 Steve Tamborra, Strength & Conditioning Coach
 Mike Huff, Sports Information Director
 Josh Smith, Video Manager
 Clark Shelton, Manager

PRONUNCIATION GUIDE

Jarrett Didrick	DID-rick
Jacob Esch	ESH
Paul Kronenfeld	KRON-en-feld
Daniel Palka	PAUL-cuh
Jeff Ussery	US-er-ee

Assistant Coaches

Tom Kinkelaar	KINK-eh-lar
Rick Rembielak	REM-bee-lack

ROSTER BY STATE

Georgia (24)

Zach Brewster Murrayville
 Chase Butler Rome
 Alex Cruz Woodstock
 Clay Dalton Kennesaw
 Jake Davies McDonough
 Jarrett Didrick Rome
 Mitch Earnest Atlanta
 Zane Evans Roswell
 Buck Farmer Conyers
 Matthew Grimes Hoschton
 Matt Hyde Calhoun
 Connor Kendrick Sharpsburg
 Evan Martin Woodstock
 Mark Pope Marietta
 Jonathan Roberts Fayetteville
 Matt Skole Woodstock
 DeAndre Smelter Macon
 Devin Stanton Lilburn
 Brandon Thomas Atlanta
 Chris Triplett Fayetteville
 Connor Winn Suwanee

Taylor Wood Suwanee
 Colby Wren Peachtree City
 Kyle Wren Peachtree City

Alabama (1)

Jed Bradley Huntsville

Maryland (2)

Kevin Jacob Baltimore
 Brad Markey Bel Air

Minnesota (1)

Jacob Esch Chanhassen

North Carolina (2)

Luke Bard Charlotte
 Paul Kronenfeld Greensboro

Ohio (1)

Dusty Isaacs Lebanon

South Carolina (2)

Daniel Palka Lyman
 Jeff Ussery Hilton Head

Tennessee (1)

Sam Dove Brentwood

ROSTER BY CLASS

Seniors (4)

Brewster, Jacob, Ussery*, Wood

Juniors (8)

Bradley, Davies, Didrick, Esch, Martin, Pope, Skole, Winn

Sophomores (5)

Bard, Dalton, Dove, Farmer, Thomas

Freshmen (17)

Butler, Cruz, Earnest, Evans, Grimes, Hyde, Isaacs, Kendrick, Kronenfeld, Markey, Palka, Roberts, Smelter, Stanton, Triplett, C. Wren, K. Wren

*Indicates Redshirt




JED BRADLEY



MARK POPE



BUCK FARMER



KEVIN JACOB

Entering a new season with high hopes and expectations is something that Georgia Tech coach Danny Hall's baseball teams are traditionally accustomed to. After all, the Yellow Jackets have been ranked in the preseason top-25 of at least one major poll in each of the skipper's 18 seasons on the Flats.

But after June's MLB first-year player draft, which saw a school-record-tying 10 players selected – seven of whom signed pro contracts as underclassmen – the 2011 squad finds itself young and with a more difficult task of meeting expectations.

"Our expectations never change," Hall said. "I said when I came here, our expectation is to get to Omaha every year, hopefully have a chance to compete for a National Championship. That never changes. The groups change but expectations don't."

Nine total starters (nine position players and two pitchers) are gone from the 2010 team that went 47-15 overall, finished second overall in the Atlantic Coast Conference, had three players earn All-America honors and six earn All-ACC accolades.

Enter a heavy and highly-touted recruiting class consisting of 17 newcomers, six of whom were also selected in the 2010 MLB draft, all looking to contribute immediately.

Six members of the freshman class, which was rated as high as the No. 6 recruiting class in the nation, could be in the starting lineup on opening day.

"We lost a lot of great players and

lost a lot of guys that have played here for not only last year, but probably the last two or three years," said Hall. "I don't look at it as rebuilding though, I look at it as kind of 'Hey, we are starting over with some new guys, but the expectation level is very high and always will be high'. We can't use the fact that we lost a lot of guys as an excuse for the way we are going to play. We're going to get after it and play as hard and well as we can and hope that it is good enough to compete not only in the ACC, but nationally."

Despite the inexperience in the lineup, the Georgia Tech pitching staff returns a lot of depth and will be relied on heavily for the upcoming season. The mound returns two of its four starters from 2010, and a veteran bullpen that includes four players with at least 40 appearances.

Junior infielders Matt Skole and Jacob Esch are the only two starters to return to the batting order, but the coaching staff feels they can lead the young group.

"I think they [Skole and Esch] have great leadership," said Hall. "Matt Skole leads by example. He is one of our most competitive hitters, and last year he had a great year. He's proven it two years at a high level that he is one of the best hitters in our conference."

"Jacob Esch leads by example also, but he is very smart, and I feel he can lead by words also. Jacob has good work ethic, and I think he will be hitting better than last year. He is great on defense and a great student. He is your 'All-American

on the field and off the field'. We need both of them to lead our freshmen because they are the most prominent position players we have."

In 2010, the Jackets were one of the biggest power-hitting teams in the country. The group belted a school-record 122 home runs – the second most in the nation – and won 28 games by five runs or more.

That could change not because of a new lineup, but because the NCAA will only allow bats certified to the Ball-Bat Coefficient Restitution (BBCOR) to be used during competition in 2011.

The new performance standard will make all non-wood bats perform more like wood bats, due to a change in distribution of weight by the bat. This could put an end to big power numbers across the board.

"There is a smaller sweet spot on the bat which is much more wood-like, and the home runs are, in my mind, going to be cut in half. The bats are totally different so with a young, inexperienced team offensively, I'm not sure what our offense is going to look like."

"I do feel that we are going to have to manufacture runs more so than to sit around hoping for someone to hit a home run. The guy that is the pure hitter, who can get on base, steal bases, and handle the bat, is going to be a valuable piece, not only to our offense, but to a lot of offenses in college baseball, because home runs are not going to be as frequent."

"I do feel you will see more plays in the infield and possibly more in the outfield. If a guy squares one up, it is probably going to be a home run, but if not, it's an out."

CATCHERS

Deck McGuire and Brandon Cumpton leave a big void at the front end of the rotation, but the Jackets have some talented hurlers ready to step in.

Junior left-hander Jed Bradley and right-hander Mark Pope, the Sunday and midweek starter from 2010, return after solid sophomore seasons in which they combined for 17 wins and 172 strikeouts. Both hurlers have gained early preseason national attention, being named to the Louisville Slugger Preseason All-America Third-Team, as well as top-100 college prospects by Baseball America.

"I think number one that Mark Pope is a great competitor. He has a lot of pitches in his arsenal that he can use. He is a great athlete and can really field his position, so I have all the confidence in the world in Mark."

In 2010, Pope went 8-1 with a 3.78 ERA and broke the school's single season record for fewest walks per nine innings at 1.49. In his final outing of the season, he tossed a complete game shutout over Mercer in the NCAA Atlanta Regional.

"The most impressive thing about



LUKE BARD



TAYLOR WOOD



JAKE DAVIES

Pitchers	L/R	Cl.	W-L/S	ERA	IP
Jed Bradley	L	Jr.	9-5	4.83	112.2
Zach Brewster	L	Sr.	1-0	3.60	10.0
Jake Davies	L	Jr.	2-0	3.52	15.1
Connor Kendrick	L	Fr.	-	-	-
Devin Stanton	L	Fr.	-	-	-
Taylor Wood	L	Sr.	0-0	2.03	13.1
Luke Bard	R	So.	0-0/2	7.43	26.2
Clay Dalton	R	So.	0-0	0.00	6.0
Zane Evans	R	Fr.	-	-	-
Buck Farmer	R	So.	5-1	3.63	52.0
Matthew Grimes	R	Fr.	-	-	-
Dusty Isaacs	R	Fr.	-	-	-
Kevin Jacob	R	Sr.	0-0/2	5.23	10.1
Brad Markey	R	Fr.	-	-	-
Mark Pope	R	Jr.	8-1/1	3.78	78.2
Jonathan Roberts	R	Fr.	-	-	-
DeAndre Smelter	R	Fr.	-	-	-



JACOB ESCH



MATT SKOLE



MOTT HYDE



DANIEL PALKA

him is that he did not walk people during the winning record he had for us last year. I feel that when you do not walk people you have a chance to win all the time."

Bradley was named to the All-ACC second team in 2010 while serving as the team's Sunday starter. His nine wins tied for the third most in the conference, and he posted a 6-2 record in ACC play alone. Despite being the No. 1 starter, Bradley most likely will pitch on Saturdays this season instead of Friday because of righty-lefty makeup in the rotation.

"On Saturday you have Jed Bradley who, in my mind, is one of the best left-handers in the country. He's a major stuff guy who pitched on Sundays for us last year. He had a great summer in Cape Cod, and he is just a big, strong left hander with 'plus plus stuff'."

Joining Pope and Bradley in the weekend rotation will be sophomore Buck Farmer, who dazzled out of the bullpen in his first season on the Flats. He went 3-0 in relief appearances against conference foes Wake Forest, No. 4 Virginia and Boston College in 2010.

"And then on Sunday we have Buck Farmer, and he pitched a few midweek

games for us too. He is really a talented guy who has stuff and is very competitive, just like all three of the weekend players."

"I think [all three] fed off the way they finished last season. Buck [Farmer] just needed to go out and get some innings in the summertime, Jed tried to work on his change up and controlling the running game, and Mark just worked on the continuation of what he did last year."

The bullpen returns a lot of depth with juniors Jake Davies (LHP), Zach Brewster (LHP), Taylor Wood (LHP), and closer Kevin Jacob (RHP), each with more than 40 appearances during their career.

Jacob, a 2010 18th-round draft pick by the New York Yankees, returns after missing most of his junior season with shoulder tendonitis.

"The big key forces are that if Kevin Jacob is healthy, and we know he can close games out for us, it is going to make the rest of our pitching staff better. If he's not healthy, we are going to have to go into the season and try to settle into who our closer is going to be. I think Kevin is definitely a big key, and I think he makes our pitching staff deeper if he can pitch at the end of the games."

"Kevin has made it through his rehab well, and he is throwing well. We just have to get him facing hitters and see if he is ready to go."

Sophomore right-handers Luke Bard and Clay Dalton are the returning right-handers that will provide bullpen relief. Bard record two saves as a freshman last season, while Dalton did not allow a single

run in six innings of relief.

Tech added seven newcomers to the mound, highlighted by Matt Grimes (RHP), Smelter (RHP) and Dusty Isaacs (RHP). All three were drafted out of high school, and were multi-sport stars during their prep careers.

Also new to the mound this season is high school All-American Brad Markey (RHP), who led his team to a Maryland State Championship in 2010, and lefties Devin Stanton and Connor Kendrick.

ON THE INFIELD

After the departure of All-Americans Derek Dietrich and Tony Plagman, the infield will see a lot of new faces in 2011. Just three players return with any playing experience — Esch, Skole and junior Connor Winn.

Skole returns after a sophomore campaign in which he batted .335 with 15 doubles, 20 home runs and 63 RBI while playing third base. The power-hitting lefty improved his batting average by 33-percentage points in his second year at Tech, and currently ranks tied for 13th in school history with 37 career home runs. He will play multiple positions this season, including a shift over to first base in place of Plagman — who started the last four years on the corner.

"I think he'll [Skole] play third, first, and catch more this year than he did last year," Hall said. "In the end, it will help our team more if he is more versatile and better at those positions. Ultimately, the more positions he can play, the more valu-

able he will be to a professional team."

After a freshman season in which he was used in a setup role out of the bullpen, Esch moved to the infield as a sophomore last season and started 59 games for the Jackets. He batted .284 with six doubles, three home runs and 38 RBI. His athletic 6-3 frame helped provide great defense in the middle infield, carrying a .974 fielding percentage. Esch spent some time back on the mound this fall, and even worked out at shortstop during some of the team's scrimmage games.

It will be hard to replace Dietrich at shortstop, a position that the Tampa Bay second rounder had occupied for the last 192 games. Freshman Mott Hyde (Columbus, Ga.), who comes to Tech following a decorated prep career, is the lead candidate to start in the spot in 2011. Hyde impressed many with his strong arm and athleticism during fall practice.

"Hyde is a great shortstop and middle infield guy. He swung the bat very well for us in the fall. I think he has great defensive skill, and I expect Mott to be a major factor in the middle of that infield."

Also competing for the starting nod is junior Connor Winn, who batted .294 with two home runs and seven RBI in 18 games last season.

"We got a hold over on Connor Winn. He is a very talented athlete, and a talented middle infielder. He has played sparingly two years in a row, and I feel he needs to more consistent with everything he does, his fielding, throwing, everyday approach to the game or his hitting. I think

Catchers					
L/R	Cl.	Avg.	HR	RBI	
Zane Evans	R	Fr.	-	-	-
Mitch Earnest	R	Fr.	-	-	-
Infielders					
L/R	Cl.	Avg.	HR	RBI	
Chase Butler (3B)	R	Fr.	-	-	-
Alex Cruz (3B)	R	Fr.	-	-	-
Jake Davies (1B/P)	L	Jr.	.200	0	3
Jacob Esch (2B/P)	R	Jr.	.284	3	38
Matt Hyde (SS/2B)	L	Fr.	-	-	-
Daniel Palka (1B/OF)	L	Fr.	-	-	-
Matt Skole (3B/1B/C)	L	Jr.	.335	20	63
Chris Triplett (2B)	R	Fr.	-	-	-
Connor Winn (SS/2B)	R	So.	.207	1	4
Colby Wren (1B)	R	Fr.	-	-	-
Outfielders					
L/R	Cl.	Avg.	HR	RBI	
Sam Dove	R	So.	.300	0	0
Jarrett Didrick	R	Jr.	.333	0	0
Paul Kronenfeld	L	Fr.	-	-	-
Evan Martin	R	Jr.	.227	0	5
DeAndre Smelter (P)	R	Fr.	-	-	-
Brandon Thomas	S	So.	.262	0	13
Jeff Usery	S	Sr.	.167	1	1
Kyle Wren	L	Fr.	-	-	-



CONNOR WINN



CHASE BUTLER



ALEX CRUZ



BRANDON THOMAS



KYLE WREN



DEANDRE SMELTER



EVAN MARTIN

he's a guy who's going to get in that mix, whether it's when Esch goes to the mound, he goes in and plays second, but I just want to see him play consistently. That comes with practice, coming in early every day and being ready to get better."

Another newcomer who will see time in the infield is Daniel Palka (Lyman, S.C.). Palka was one of the top prep players from South Carolina, and has shown tremendous power and hitting ability during the fall. He may start as Tech's designated hitter, but could play at first base or pitch.

"He [Palka] is an extremely talented freshman who has great power, work ethic, and competitive nature. He is one of those guys who bring it every day. When he steps onto that field every day, he is there to get better, and I have been very impressed by him this fall."

Junior Jake Davies (.200 BA, 3 RBI) will continue his role as a lefty reliever in the bullpen, but will provide depth at first base and even in designated hitting roles.

IN THE OUTFIELD

With the early departures of center-fielder Jeff Rowland and right fielder Chase Burnette and the graduation of left fielder Jay Dantzler, the outfield will see many new faces in 2011.

Sophomore Brandon Thomas (.262 BA, 13 RBI) may be the most experienced returnee after starting 23 games in left field in 2010 while Dantzler missed some action with a broken wrist.

Thomas improved a lot over the

summer after playing for former New York Mets Manager Davey Johnson in the Florida Collegiate Summer League. The speedy outfielder was named the FCSL's No. 1 Pro Prospect by Baseball America.

"Brandon Thomas is going to be in the mix somewhere out there, either in left or right. I think he had a great summer and got a taste of it last year filling in when Jay Dantzler got hurt. He is a switch hitter who works extremely hard at his hitting. He has the capability to run very well which will make him a great outfielder."

Joining Thomas in the outfield will be two newcomers with just as much, if not more, athleticism and speed. Kyle Wren will most likely start in center field and serve as the leadoff hitter, while freshman DeAndre Smelter will play in either left or right field. Added to the mix could be junior Evan Martin, sophomore Sam Dove, and freshmen Paul Kronenfeld and Daniel Palka.

"[Kyle] is the fastest guy on our team and a really competitive guy. He is a lead-off guy who reminds me of Jeff Rowland except he does not have his power. He is a good defender, bunter, and stealer. If he gets on base, he puts a lot of pressure on you."

"DeAndre Smelter, recruited as a pitcher, will play a lot for us because he can throw and has the best throwing arm of all those guys in the outfield and will be a real good hitter for us."

CATCHERS

For the first time since Jason Varitek did in 1991, Georgia Tech will have a freshman as its No. 1 everyday starter at the catcher position. With Cole Leonida electing to leave school early after being drafted by the Washington Nationals, as well as the loss of an incoming freshman to the pros, freshman Zane Evans (Roswell, Ga.) will step in immediately for the Yellow Jackets.

"I'm not saying Zane is going to be of that [Varitek's] caliber, but he is very talented and has worked hard with coach [Bryan] Prince to improve everything he does behind the plate. Zane can hit and handle our pitching staff, and he has a good throwing arm."

Evans will be backed up by junior infielder Matt Skole, who played two games behind the plate last season and has been practicing with the gear on this past fall. Also adding depth is freshman Mitch Earnest, who earned a spot after walking on in the fall.

"We'll put Skole back there occasionally to help him [Evans], and we have a freshman walk on Mitch Earnest who continues to get a lot better on a daily basis. The group appears to be thin, and I wish we had another catcher, but Zane is good, and with Skole filling in occasionally, and [Mitch] Earnest possibly stepping in here and there."

HALL ON THE ACC

"I think our conference will be great again and although going into the season, on paper, we are not as deep as we were in the last two years; there are teams which come from nowhere.

You look at the last two years with teams like Boston College and Virginia Tech in the national tournament, and there will be someone else this year, I'm convinced of that. You just have to be ready to go each weekend.

Everybody has at least one or two pitchers who are really good, and you just need to be ready to play to just survive in our league."

2011 Preseason Rankings

Collegiate Baseball


Rk	Team (2010 Record)	Pts
1.	Texas Christian (54-14)	495
2.	Florida (47-17)	494
3.	UCLA (51-17)	493
4.	Clemson (45-25)	489
5.	Vanderbilt (46-20)	486
6.	Oklahoma (50-18)	483
7.	Texas (50-13)	481
8.	Texas A&M (43-21-1)	480
9.	Oregon (40-24)	479
10.	Stanford (31-25)	474
11.	Arizona St. (52-10)	473
12.	Cal. St. Fullerton (46-18)	470
13.	Florida St. (48-20)	469
14.	South Carolina (54-16)	467
15.	Louisiana St. (41-22)	465
16.	Connecticut (48-16)	462
17.	Virginia (51-14)	457
18.	Miami (Fla.) (43-20)	455
19.	GEORGIA TECH (47-15)	454
20.	Louisville (50-14)	451
21.	Rice (40-23)	450
22.	Arizona (34-24)	445
23.	Wichita St. (41-19)	443
24.	Coastal Carolina (55-10)	440
25.	Auburn (43-21)	437
26.	St. John's (43-20)	435
27.	North Carolina (38-32)	434
28.	San Diego (37-22)	427
29.	Fresno St. (38-25)	426
30.	Pittsburgh (38-18)	425

NCBWA

Rk	Team (2010 Record)	10 Rank
1.	TCU (54-14)	3
2.	UCLA (51-17)	2
3.	Florida (47-17)	8
4.	Vanderbilt (46-20)	15
5.	Oklahoma (50-18)	5
6.	Texas (50-13)	9
7.	Clemson (45-25)	4
8.	South Carolina (54-16)	1
9.	Cal State Fullerton (46-18)	12
10.	Florida State (48-20)	6
11.	Arizona State (52-10)	7
12.	Oregon (40-24)	25
13.	Virginia (51-14)	10
14.	Stanford (31-25)	NR
15.	Rice (40-23)	21
16.	Texas A&M (43-21-1)	24
17.	Connecticut (48-16)	22
18.	Coastal Carolina (55-10)	11
19.	LSU (41-22)	29
20.	Miami (Fla.) (43-20)	13
21.	GEORGIA TECH (47-15)	16
22.	Louisville (50-14)	17
23.	Auburn (43-21)	19
24.	Arkansas (43-21)	14
25.	Arizona (34-24)	NR
26.	College of Charleston (44-19)	27
27.	UC Irvine (39-21)	20
28.	Alabama (42-25)	18
29.	North Carolina (38-22)	26
30.	California (29-25)	NR

Baseball America

Rk	Team (2010 Record)	10 Rank
1.	Florida (47-17)	7
2.	UCLA (51-17)	2
3.	Texas Christian (54-14)	3
4.	Vanderbilt (46-20)	14
5.	Oklahoma (50-18)	5
6.	Texas (50-13)	9
7.	South Carolina (54-16)	1
8.	Cal State Fullerton (46-18)	11
9.	Connecticut (48-16)	NR
10.	Clemson (45-25)	10
11.	Arizona State (52-10)	4
12.	Florida State (48-20)	6
13.	Stanford (31-25)	NR
14.	Oregon (40-24)	25
15.	Virginia (51-14)	8
16.	Baylor (36-24)	NR
17.	California (29-25)	NR
18.	Rice (40-23)	21
19.	Arizona (34-24)	NR
20.	College of Charleston (44-19)	NR
21.	Texas A&M (43-21)	23
22.	Louisiana State (41-22)	NR
23.	St. John's (43-20)	NR
24.	Miami (43-20)	15
25.	Tulane (32-24)	NR



SAM DOVE

Tech Tidbits

In The Bigs

In 2010, Georgia Tech had 12 of its alumni baseball players appear on major league rosters, tying the previous all-time high of 12, set in both 2009 and 2010.

Marlon Byrd, in his first season with the Chicago Cubs, made his MLB All-Star game debut and helped the National League to a victory. Byrd led the Cubs in hits (170) and games played (152).

Former All-American first baseman Mark Teixeira ranked tied for 11th in the league in home runs with 33, his second-straight year with at least 30 round-trippers.

Jason Varitek, one of three first-team All-Americans on Tech's 1994 team and the captain of the Red Sox, played his 13th full season in Boston.

Another first-team All-American from that '94 College World Series, Jay Payton, returned to the league after missing 2009 with an injury and played 20 games with the Colorado Rockies.

Former first-round draft pick Matt Wieters had a solid second-season as the catcher for the Baltimore Orioles.

Though he never played collegiately at Tech, but did receive his degree on the Flats, pitcher Bruce Chen had a great second season with the Kansas City Royals. The lefty made 23 starts, going 12-7 with a 4.17 ERA.

Two former Yellow Jackets made their MLB debuts in 2010, as pitcher Blake Wood was called up by the Kansas City Royals and catcher Mike Nickeas by the New York Mets.

Micah Owings, the hard-hitting pitcher from Gainesville, Ga., played in his second season with the Cincinnati Reds. Owings appeared in 22 games as a reliever for the Reds.

Rounding out the alumni class in the majors are two players that had overlapping standout careers at Tech. Tyler Greene played his second season with the St. Louis Cardinals, while Eric Patterson played for the Boston Red Sox.

After four seasons in the MLB, Matt Murton chose a different route for the 2010 season, signing with the Hanshin Tigers of the Nippon Professional Baseball League in Japan. Murton headlined world news last season, breaking Ichiro Suzuki's NPB hit record with 214, a record that stood for 16 years.

World Series Champion


In 2009, first baseman Mark Teixeira celebrated a World Series Title with his New York Yankee teammates. The former All-American and College National Player of the Year was named to the American League All-Star roster for the second time in his career. He also earned both the Golden Glove and Silver Slugger Award for the third time in his career after batting .292 with 39 home runs and 122 RBI.

Pro Pipeline Continues

The Yellow Jackets continue to feed the professional pipeline year after year with loads of talent. The 2010 team had 10 players selected in the draft, tying a school-record previously set in 2003 and 2007. Nine players from that squad were signed by major

Grant Field

Home to football and baseball
A 1920's postcard with an aerial view of the Georgia Tech campus shows historic Grant Field at right, where the Yellow Jackets played their baseball games from 1913 to 1929. Tech began playing baseball at Rose Bowl Field, its current home site, in 1930.



league baseball organizations.

Pitcher Deck McGuire became the ninth player in school history to be taken in the first round after Toronto selected him at No. 11 overall. The Yellow Jackets had 45 alumni playing or working in professional baseball on various levels last summer.

The list of alumni includes 25 hitters, 16 pitchers, and minor league hitting coaches Darren Bragg (Cincinnati) and Riccardo Ingram (Minnesota).

Consistently Successful

With an appearance in the 2010 NCAA Atlanta Regional, Georgia Tech returned to the NCAA Tournament for the 24th time in the last 26 years. The Yellow Jackets have played in the NCAA Tournament every year since 1985 with the exception of the 1999 and 2007 seasons, and made its 26th overall postseason appearance in history last year.

Since 2002, Georgia Tech has appeared in eight NCAA Regionals, three NCAA Super Regionals and two College World Series.

Prior to its recent streak, Georgia Tech has participated in the NCAA playoff just twice, in 1959 and 1971, with an additional play-in tournament appearance in 1948.

Georgia Tech made its first trip to the College World Series in 1994, advancing to the championship game before falling to Oklahoma, 13-5. Tech returned to Omaha in 2002 and 2006.

Most NCAA Regional Appearances (Last 25 Years)

1. Florida State.....26
2. Miami.....26
3. **GEORGIA TECH**.....24
- Louisiana State.....24
- Texas.....24

Another Top Recruiting Class

From 1997-2008, Georgia Tech's baseball recruiting classes were ranked among the top-25 in the nation, including the Yellow Jackets' 1998 and 2003 recruiting classes, which were ranked a top the list. This season's freshman class continues the history of talented newcomers, being ranked No. 6 by Collegiate Baseball last September, which includes six newcomers that were selected in last year's Major League Baseball draft but instead elected to attend school on the Flats.

Under the direction of head coach Danny Hall, Georgia Tech inked 10 players during the early signing period in November, including several that rank among the nation's top high school prospects.

Record Setting Offense

Over the last decade, Georgia Tech has been regarded as one of the top offensive teams in the nation, and in 2001, the Yellow Jackets established a new Atlantic Coast Conference and school record with a .347 team batting average.

The Yellow Jackets have hit better than .300 in 16 of Danny Hall's 18 seasons on the Flats. Even more impressive than their batting average is the Jackets' ability to score runs, as Tech has averaged better than seven runs per game 29 of the last 30 seasons. In the Danny Hall era (1994-present) alone, the Yellow Jackets have averaged 8.5 runs per game.

Tech has consistently ranked among the ACC's offensive leaders, leading the league in scoring 12 times over the last 26 years while

boasting the best team batting average in the conference in four of the last 11 years.

Leaving the Yard

Speaking of record-breaking offensive numbers, in 2010 the Jackets hit the most home runs in school history with 122. Two years prior in 2008 Tech nearly doubled its home run output from the 2007 season by belting 92, marking the biggest increase in home runs from one year to the next in school history. In 2007, the Jackets hit just 50 home runs, the fewest hit in a single season under Danny Hall and the lowest mark since Tech sent 50 over the fence in 1992.

What If?

Following is a list of baseball players who actually signed letters of intent with Georgia Tech out of high school, but instead signed professional contracts with major league organizations.

Player, Pos.	Year Signed	Drafted by (Round)	2010 Status
Brent Abernathy, if	1996	Toronto Blue Jays (2)	independent league
Quincy Carter, of+	1996	Chicago Cubs (2)	out of baseball
Kyle Colton, p	1999	Atlanta Braves (23)	out of baseball
Kyle Davies, p	2001	Atlanta Braves (4)	SP for Kansas City Royals
Travis Devine, p	1999	San Diego Padres (2)	out of baseball
Blake DeWitt, inf	2004	Los Angeles Dodgers (1)	IF for Chicago Cubs
Todd Dunn, of+	1989	Milwaukee Brewers (na)	out of baseball
Jeff D'Amico, p	1993	Milwaukee Brewers (1)	out of baseball
Travis Fryman, ss	1987	Detroit Tigers (1)	out of baseball
Mickey Hall, of	2003	Boston Red Sox (2)	Cleveland farm system
Brian Howard, inf	1982	Cleveland Indians (1#)	out of baseball
Tim Hyers, 1b-of	1992	Chicago Cubs (5)	out of baseball
Austin Jackson, of+	2005	New York Yankees (8)	CF for Detroit Tigers
Jim Johnson, p	2001	Baltimore Orioles (5)	RP for Baltimore Orioles
Torre Langley, c	2006	Florida Marlins (3)	Philadelphia farm system
Mark Mangum, p	1997	Colorado Rockies (1)	out of baseball
Terry McCormick, p	1997	Tampa Bay Devil Rays (18)	out of baseball
Johnny McGinnis, p	1999	Atlanta Braves (4)	out of baseball
Tyler Minges, p	1999	Cleveland Indians (6)	out of baseball
Jay Mitchell, p	2001	Colorado Rockies (4)	out of baseball
Chris Myers, p*	1987	Baltimore Orioles (4)	out of baseball
Jarrod Parker, p	2007	Arizona Diamondbacks (1)	Arizona farm system
Corey Patterson, of	1999	Chicago Cubs (1)	CF for Toronto Blue Jays
Eddie Prasch, inf	2004	Pittsburgh Pirates (3)	Kansas City farm system
Neil Ramirez, p	2007	Texas Rangers (1)	Texas farm system
Carl South, p	1993	Los Angeles Dodgers (24)	out of baseball
Richard Stahl, p	1999	Baltimore Orioles (1)	out of baseball
Jason Stephens, p	2003	New York Yankees (6)	Philadelphia farm system
Chris Threadgill, of	1997	California Angels (3)	out of baseball
Adam Wainwright, p	2000	Atlanta Braves (1)	SP for St. Louis Cardinals
Aron Weston, of	1999	Pittsburgh Pirates (3)	out of baseball
Matt White, p	1996	San Francisco Giants (1)	Assistant Coach for Michigan Wolverines
Scott White, 3b	2002	Boston Red Sox (3)	out of baseball
Rick Wilkins, c	1987	Chicago Cubs (1)	out of baseball
David Wright, 3b	2001	New York Mets (1)	3B for New York Mets

*Not the same Chris Myers who pitched for Tech from 1991-94

+Signed football letter-of-intent with Tech; *Signed basketball letter-of-intent with Tech

#Secondary phase of June draft

DANNY HALL's first Georgia Tech lineup card (far right) was against Minnesota on Feb. 11, 1994. Brad Rigby pitched Tech to a 3-1 victory, and Jason Varitek hit a home run. That season culminated in the Yellow Jackets' runner-up finish in the College World Series (trophy at right).



Georgia Tech
Official Batting Order

TEAM MINNESOTA DATE 2/11

NO.	STARTER NAME	POS.	SUBSTITUTES - INN.
1	GARCIPARRA	6	*
2	SORROW	DH	*
3	VARITEK	2	*
4	PAYTON	8	*
5	HENISLEY	5	*
6	SAIER	9	*
7	BYERS	3	*
8	SMITH	7	*
9	McTUTHER	4	*
10	RIGBY	1	*

players ever on one Yellow Jacket team. The previous record was 11, which occurred in 2000 and 2003.

The 2011 list includes **Luke Bard** (16th, Red Sox, 2009), **Buck Farmer** (46th, Braves, 2009), **Matthew Grimes** (4th, White Sox, 2010), **Mott Hyde** (44th, Blue Jays, 2010), **Dusty Isaacs** (50th, Pirates, 2010), **Kevin Jacob** (18th, Yankees, 2010), **Roddy Jones** (22nd, White Sox, 2007), **Daniel Palka** (19th, Phillies, 2010), **Mark Pope** (17th, Braves, 2008), **DeAndre Smelter** (14th, Twins, 2010), **Brandon Thomas** (37th, Rockies, 2009) and **Chris Triplett** (47th, Tigers, 2010).

All-Americans

Georgia Tech has had 41 different players earn All-America honors in its storied history, 36 of them earning the distinction since 1985. Jason Varitek, who was a consensus first-team choice in 1992, 1993 and 1994, is the most decorated of the group. Tech had three consensus first-team All-Americans in 1994, including shortstop Nomar Garciaparra and center fielder Jay Payton. Only three players in school history - Varitek (1992, 1993, 1994), Garciaparra (1993, 1994), and Matt Wieters (2006, 2007) - have earned first-team All-America honors in back-to-back seasons.

Tops in Georgia

Georgia Tech went 11-1 against teams from the state of Georgia in 2010. Since 1999, the Yellow Jackets own a 109-34 (.762) record against its in-state foes. In 17

years under head coach Danny Hall, Tech is 153-51 (.750) against teams from Georgia.

Jim Morris

Over his 12-year career on the flats, Morris led the Yellow Jackets to 504 victories against 244 losses, four Atlantic Coast Conference championships (1985-88) and nine consecutive NCAA regional berths.

Along the way, he introduced night baseball to the Tech campus, attracted the donations to build Russ Chandler Stadium and laid the groundwork for the fun, family-oriented atmosphere that Tech fans and students enjoy today.

Now in his 18th season as head coach at Miami, Morris was inducted into the Georgia Tech Athletic Hall of Fame in 1999.

The Hall Era at Georgia Tech

Georgia Tech is 737-328-1 in 17 seasons under head coach Danny Hall, a winning percentage of .692 and an average of 43.4 wins per year. Hall became Tech's winningest coach on Mar. 27, 2005 in an 11-10 win at Miami.

The Yellow Jackets have won six NCAA regionals during the Hall tenure. Tech advanced to the championship game of the College World Series in his first season in 1994, and reached the CWS again in 2002 and 2006. Tech has won ACC championships in 2000, 2003 and 2005.

Hall was named ACC Coach of the Year and also earned National Coach of the Year honors by The Sporting News in 1997. He earned his second and third ACC Coach of the Year awards after leading Tech to the ACC Regular Season and Tournament championships in both 2000 and 2005. Tech's record in ACC games under Hall is 280-156-1 (.641).

Along the way, 95 of his players at Tech have gone on to play professional baseball, 31 have earned All-America honors and 78 have made the All-ACC team. One hundred and forty have made the ACC Academic Honor Roll and 18 have been named to ESPN The Magazine Academic All-America or All-District teams.

Year	Record	ACC	Notes
1994	50-17	16-8	NCAA Mideast Regional champs, CWS Runner-Up
1995	38-22	16-8	NCAA Mideast Regional
1996	40-24	13-11	NCAA South II Regional
1997	46-15	19-4	NCAA Mideast Regional, ACC Regular Season Champs
1998	41-22	14-9	NCAA Midwest Regional
1999	38-20	12-12	—
2000	50-16	18-6	NCAA Super Regional, ACC Reg. Season & Tour. Champs
2001	41-20	13-11	NCAA Athens Regional
2002	52-16	14-9	NCAA Super Regional, CWS 5th place
2003	44-18	17-7	NCAA Atlanta Regional, ACC Champions
2004	44-21	18-5	NCAA Super Regional, ACC Reg. Season Champs
2005	45-19	22-8	NCAA Super Regional, ACC Reg. Season & Tour. Champs
2006	50-18	19-11	NCAA Atlanta Super Regional champions, CWS 7th place
2007	32-25	15-14	—
2008	41-21	16-14	NCAA Athens Regional
2009	38-19-1	17-10-1	NCAA Atlanta Regional
2010	47-15	21-9	NCAA Atlanta Regional

The Broom

Georgia Tech swept four Atlantic Coast Conference series during the 2010 regular season, and the Yellow Jackets have swept 68 weekend series since the conference adopted the current three-game round-robin format in 1987. Since 1987, Tech has won 125 of 195 (.641) ACC series.

Draft Day

Since the major league baseball draft was instituted in 1965, a total of 166 Georgia Tech players have been selected in its various phases, including 14 in the first and supplemental first rounds combined (see the complete list on page 106).

Ten Tech players, an all-time high, were drafted in 2004, and the Yellow Jackets matched that feat in 2007 and last season in 2010 -- nine of which signed professional contracts.

Since he was named the Yellow Jacket skipper in 1994, Danny Hall has had 95 different players sign with major league organizations.

The first Georgia Tech player ever selected in a major league draft was second baseman Randy Carroll, taken in the 18th round of the very first draft in 1965.

Draft Dodgers

Twelve current Georgia Tech players have previously been drafted by major league teams, the highest concentration of drafted

Tech Baseball at No. 1

Georgia Tech has been ranked as the top team in the country 11 times in its history for a total of 30 weeks. Each of the first three times, the Yellow Jackets lost their next two games and fell out of the top spot the following week. In 1993, the Jackets were ranked No. 1 by Baseball America for four straight weeks and returned to the top spot in all three polls on May 17, Tech's first unanimous choice ever. The Jackets opened the 1994 season ranked No. 1 and proceeded to advance to the College World Series where they finished as the national runner-up. Tech returned to the top spot in the polls after winning the 2000 ACC Tournament. The Yellow Jackets opened the 2001 season as the nation's preseason No. 1 team and spent six weeks at the top of the poll, their longest stay ever. Georgia Tech opened the 2003 season as the nation's No. 1 team according to Baseball America, the Yellow Jackets' third pre-season No. 1 ranking in school history, and returned to the top spot in the polls on Mar. 28, 2005, after opening the season 21-5, 11-1 in the ACC.

Date	Record	Poll(s)	What Happened Next	Weeks at No. 1
Mar. 16, 1987	16-0	CB	Lost two to Jacksonville	1
Mar. 19, 1990	23-1	BA, CB	Lost to Hawaii, Wright State	1
Feb. 11, 1991	3-0	CB	Lost two of three at New Orleans	1
Mar. 1, 1993	11-1	BA	Won Oscar Mayer Classic (3 games)	4
May 17, 1993	45-10	USA, BA, CB	Lost twice in ACC Tournament	1
Pre-Season 1994	0-0	BA, USA	No. 1 by USA on 2/21; No. 2 by CB	4
May 22, 2000	47-14	BA, CB	Won NCAA Atlanta Regional	2
Pre-Season 2001	0-0	BA, CB	Went 2-1 in Rice Invitational	6
Pre-Season 2003	0-0	BA	Opened season 17-0	6
Mar. 28, 2005	21-5	CB, NCBWA	Went 2-2 vs. Western Carolina, Maryland	1
Feb. 27, 2006	10-0	USA, BA, CB	No. 1 by BA and CB on 3/6	3

2011 Redshirt Seniors

CAREER HIGHS

At Bats: 5, Illinois-Chicago, 2-16-07, 2-18-07
Runs: 3, Georgia, 4-24-07
Hits: 2, 4X, last vs. Georgia, 4-24-07
RBI: 2, Kennesaw State, 2-13-07
2B: 1, 7X, last vs. Alabama State, 3-26-08
3B: 2, Georgia, 4-24-07
HR: 1, Georgia, 4-14-10
Total Bases: 6, Georgia, 4-24-07
Stolen Bases: 2, Georgia, 4-18-07;
 Clemson, 5-24-08

Jeff

USSERY

IF/OF • S/R • 6-3 • 194 • 2-9-1987 • Senior-R
Hilton Head, S.C. • Heritage Academy

5

HONORS, AWARDS and ORGANIZATIONS

2010 ACC Honor Roll
 2009 ACC Honor Roll
 2008 ACC Honor Roll

CAREER BREAKDOWN

Opponent	Avg.	AB	H	HR	RBI	SB
Boston College	.182	11	2	0	0	0
Clemson	.000	1	0	0	0	0
Duke	.200	5	1	0	0	1
Maryland	.308	13	4	0	0	0
Miami	.231	13	3	0	2	1
North Carolina	.000	2	0	0	0	0
NC State	.000	7	0	0	0	0
Virginia	.500	2	1	0	1	0
Virginia Tech	1.000	1	1	0	1	0
Georgia	.500	4	2	0	1	2

Personal

Full name is Jeffrey Robert Ussery ... Born February 9, 1987 ... Son of Johnny and Genie Ussery ... Mom played basketball at NC State from 1971-75 ... Uncle Bob Jordan is the former Lieutenant Governor of North Carolina ... Majoring in Management.

2010

Saw limited action, making five pinch-hit appearances ... Batted .167 with a home run ... His lone hit of the season came as a solo home run against Georgia on April 14.

2009

Redshirted.

2008

Played in 22 games, making five starts at second base ... Hit .207 with a pair of doubles, a triple and an RBI ... Doubled and scored a run in the ninth inning of Tech's series opener against Rutgers (2/29) ... Had an RBI double against

Alabama State (3/26) ... Delivered a triple in Tech's 5-4 win over East Tennessee State (4/2) ... Singled and scored a run against Miami (4/12).

2007

Started 28 games at second base and another game at third base before missing the final 16 games of the season due to a broken foot ... Recorded four multi-hit games during the year after opening the season with a five-game hitting streak ... Collected two hits, including a double, in back-to-back games against Illinois-Chicago (2/16-2/17) ... Hit .333 with a double and three runs scored against Maryland (3/30-4/1) ... Went 1-for-2 with a pair of walks and an 11th-inning suicide squeeze bunt to help Tech to a 2-1 win over No. 5 Virginia (4/13) ... Posted a pair of triples and scored

three runs in a 2-for-3 performance against Georgia (4/24) at Turner Field.

High School

Spent two years at Hilton Head Christian Academy and a year at Hilton Head High before graduating from Heritage Academy ... As part of the Heritage Academy program, spent two months playing baseball in Puerto Rico ... Hit a combined .389 in his high school career ... Helped his 2005 Hilton Head High team to the AAAA Region Championship with a school record 22 wins ... Rated the No. 2 player in the state of South Carolina by Perfect Game USA in 2005 ... Co-MVP of the 2006 Perfect Game Southeast BCS Tournament after hitting back-to-back home runs and recording seven doubles in the event ... Member of the 2005 USSSA National Championship Team ... Participated in the 2005 East Coast Professional Showcase ... SCISA AAA Baseball All-State Honoree in 2003 ... Member of the National Honor Society, a Leadership Council Officer, and president of the Fellowship of Christian Athletes ... Also played two years of basketball at Hilton Head Christian Academy.



Athletic player that has spent four seasons with the Georgia Tech program ... Possesses tremendous defensive range and speed ... A versatile offensive player that hits well from both sides of the plate ... Has been slowed by injuries during his career, but could see time in the outfield in 2011 ... Arrived on the Flats as a shortstop, but was the Yellow Jackets' primary second baseman as a freshman ... Part of a crowded middle infield but can play either of the positions with ease ... Spend most of the 2009 season recovering from a leg injury.

Named to the ACC Honor Roll in 2008, 2009 AND 2010.

USSERY'S CAREER STATISTICS

Year	Avg	GP-GS	AB	R	H	2B	3B	HR	RBI	SLG%	BB	SO	OB%	SB-ATT	FLD%
2007	.221	32-29	104	18	23	5	2	0	13	.308	15	36	.314	4-5	.942
2008	.207	22-5	29	4	6	2	1	0	1	.345	5	13	.324	0-1	.892
2009	--Redshirted--														
2010	.167	5-0	6	1	1	0	0	1	1	.667	0	2	.167	0-0	.000
TOTAL	.216	59-34	139	23	30	7	3	1	15	.331	20	51	.311	4-6	.931



MEET THE JACKETS

2011 Seniors

CAREER HIGHS

Innings: 2.2, North Carolina, 4-5-09
Hits: 3, Southern Miss (0.1 IP), 5-30-09
Runs: 3, Miami (1.0 IP), 4-12-08; Ga. Southern (0.0 IP), 4-8-09
Earned Runs: 3, Miami (1.0 IP), 4-12-08; Ga. Southern (0.0 IP), 4-8-09
Walks: 2, 5x, last vs. Georgia Southern (1.0 IP), 2-24-10
Strikeouts: 4, Georgia (1.2 IP), 5-12-09

Talented southpaw that will be relied on heavily out of the bullpen in 2011 ... Had a breakout year in 2009, leading the team in appearances ... Has good arm strength and possesses three quality pitches.

Named to the ACC Honor Roll in 2009.

2010

Held a 3.60 ERA and 1-0 record in 15 appearances out of the bullpen ... In 10.0 innings, had nine strikeouts while holding opponents to a .237 average ... Didn't allow any hits in eight of his 15 appearances ... Threw one inning of no-hit relief recording two strikeouts in game No. 2 against Missouri State (2/20) ... Pitched one inning of relief, allowing one run and striking out two for the win over Georgia Southern (2/24) ... Retired the side adding one strikeout in one inning of relief against Rutgers (3/6) ... Pitched a scoreless inning against Mercer (3/24) ... Retired the side in an inning of work against Georgia (4/14) ... Pitched a hitless inning against Georgia Southern (4/28).

2009

Made a team-high 32 appearances out of the bullpen, 20 of which were scoreless outings ... Finished the year tied for 10th in school history in most appearances in a season ... Held a 3.73 ERA while striking out 35 batters in 31.1 innings pitched ... Allowed just six of his 30 inherited runners to score this season (and 0 of the last 10 he's inherited) ... Struck out one in his first appearance of the year against Lipscomb (2/21) ... Made two appearances against Georgia Southern (2/24-2/25) ... Worked 1.2 innings against the Eagles in the first game of the series, facing just four batters after inducing a double play to the first batter he faced ... Faced the minimum in 1.1 innings in relief against Maryland (3/6) in the ACC opener ... Came on with two outs and the bases loaded in the seventh, but forced the first batter he faced to ground out, ending the threat ... Worked a scoreless, 1-2-3 inning in relief of Zach Von Tersch in Tech's 6-4 win at No. 2 Miami (3/28) ... Made one pitch to work the Jackets out of a ninth inning jam against North Carolina (4/4) before Tech scored three to tie the game in the bottom of the frame and then added a walk-off grand slam to pick up the win in the 11th ... Tossed a career-long 2.2 innings in the series finale against the Tar Heels (4/5) ... Made two scoreless appearances against Virginia (4/11-12), forcing an inning-ending double play in one and striking

Zach BREWSTER

LHP • L/L • 6-1 • 192 • 10-26-88 • Senior
Murrayville, Ga. • North Hall HS

37

HONORS, AWARDS and ORGANIZATIONS

2009 ACC Honor Roll

Council's National Young Leaders Conference in Washington, D.C. in 2005 and was the recipient of the DAR Good Citizen of the Year Award and United States Marine Corps Distinguished Athlete Award in 2007.

Personal

Full name is Zachary Charles Brewster ... Born October 26, 1988 ... Son of Donald and Loretta Brewster ... Business management major at Georgia Tech.

CAREER BREAKDOWN


Opponent	W-L-S	ERA	G	IP	ER
Boston College	0-0-0	0.00	3	1.1	0
Clemson	0-0-1	0	3	4.1	0
Maryland	0-0-0	5.40	2	1.2	1
Miami	0-0-0	8.53	6	6.1	6
North Carolina	0-1-0	6.00	5	6.0	4
Virginia	0-0-0	0.00	3	1.1	0
Virginia Tech	0-0-0	0.00	2	2.0	0
Wake Forest	0-0-0	0.00	2	2.0	0
Georgia	0-1-0	2.81	4	3.2	1
ACC Tourn.	0-0-0	3.00	3	3.0	1
NCAA Tourn.	0-0-0	54.00	1	0.1	2

2008

Pitched in just one game - working one inning in relief against Miami (4/12).

High School

Four-year letterwinner at North Hall High School ... Played one year under coach Trent Mongero and three years for David Dyer ... Helped North Hall to the 2006 AAA Region 7 Championship ... Tabbed first-team all-area and the Area Baseball Player of the Year by the Gainesville Times in 2007 ... Also earned second-team all-area accolades in 2005 ... A member of the 2005 16U International World Series Championship Team and the 2006 Barrett-Fletcher World Series Championship Team ... Rated the No. 4 player in Georgia, No. 46 high school prospect and No. 74 draft prospect by Perfect Game Crosschecker ... Holds the North Hall High School career record for strikeouts (246), hits (102), doubles (29) and runs (108) ... Went 8-2 with a 1.55 ERA and a single-season record of 127 strikeouts in 2007 at North Hall ... Member of the Beta and Spanish Clubs ... Attended the Congressional Youth Leadership



DEVINE'S CAREER STATISTICS

Year	ERA	W-L	App.-GS	CG	SH	SV	IP	H	R	ER	BB	SO	B/Avg.	WP	HBP
2008	27.00	0-0	1-0	0	0	0	1.0	1	3	3	2	0	.250	0	1
2009	3.73	1-3	32-0	0	0	1	31.1	24	18	13	16	35	.214	4	2
2010	3.60	1-0	15-0	0	0	0	10.0	9	4	4	11	9	.237	3	1
TOTAL	4.25	2-3	48-0	0	0	1	42.1	34	25	20	29	44	.221	7	4

2011 Seniors

CAREER HIGHS

Innings: 8.0, Kennesaw State, 3-11-09
Hits: 9, Georgia Southern (6.2 IP), 2-25-09
Runs: 8, North Carolina (1.2 IP), 4-5-09
Earned Runs: 6, North Carolina (1.2 IP), 4-5-09
Walks: 4, Miami (3.2 IP), 3-29-09
Strikeouts: 8, Georgia State (5.0 IP), 4-14-09

Kevin JACOB

RHP • R/R • 6-6 • 228 • 3-26-89 • Junior
Baltimore, Md. • Parkville HS

36

HONORS, AWARDS and ORGANIZATIONS

2009 Alaska League No. 1 Prospect
 2009 ACC Honor Roll

CAREER BREAKDOWN

Opponent	W-L-S	ERA	G	IP	ER
Boston College	0-0-0	2.70	3	3.1	1
Clemson	0-0-0	0.00	1	1.0	0
Duke	0-1-0	4.05	2	6.2	3
Maryland	0-0-0	10.80	2	3.1	4
Miami	0-1-0	9.39	4	7.2	8
North Carolina	0-1-0	21.60	3	3.1	8
NC State	0-0-0	6.75	1	1.1	1
Virginia	0-0-0	6.00	3	3.0	2
Virginia Tech	1-0-0	0.00	1	4.1	0
Wake Forest	0-0-0	0.00	3	3.0	0
Georgia	0-0-0	0.00	2	2.1	0
ACC Tourn.	0-0-0	3.00	3	3.0	1
NCAA Tourn.	0-0-0	1.29	3	7.0	1



2009

Made 22 appearances on the year, five of which were midweek starts ... Started the third game of two weekend ACC series' ... Was third on the team in strikeouts (54) and tied for third in wins (5) ... Went 5-3 with a 4.69 ERA in 55.2 innings pitched ... Tossed 10 scoreless outings ... Finished the season allowing just one run of three of his last four outings ... inherited 13 runners on the season, none of which scored ... Worked a career-long 6.2 innings at Georgia Southern (2/25) to pick up the first win of his career ... Worked two innings in relief against Maryland (3/8), holding the Terps hitless while striking out two of the seven batters he faced ... Struck out a career-high seven batters in a career-long outing of eight innings to earn his second win of the season against Kennesaw State (3/11) ... Limited the Owls to just two runs on six hits ... Held Kennesaw State (3/18) to three hits while striking out three in five innings of work to earn his fourth win of the season a week later ... Worked 4.1 scoreless innings against Virginia Tech (3/22), allowing just two hits while striking out five to earn his fourth win of the season ... Struck out the only batter he faced in Tech's 11-10 loss to Virginia (4/11) to end the top of the ninth, and then stranded the bases loaded in the top of the ninth the following day to help preserve a 4-4 tie ... Struck out a career-high eight batters in five innings against Georgia State (4/15) to earn his fifth win of the season ... Struck out two in an inning of work against Georgia (5/12) ... Made two scoreless outings in the ACC Championships, including striking out two in 1.1 innings against Florida State (5/23) ... Pitched a scoreless inning of relief while striking out two in a 9-3 win over Georgia State in the opening game of the NCAA Atlanta Regional (5/29) ... Worked 4.2 innings of relief allowing just one run with four strikeouts in the regional final against Southern Miss. (6/1).

2010

Right-handed pitcher with outstanding size and frame ... Has an unorthodox delivery which makes him very effective ... Possesses a very strong arm and has an excellent work ethic, both on and off the mound ... Has three pitches he throws for strikes, including a very good fastball ... Began the 2010 season as the top closer, but missed most of the year with shoulder tendinitis ... Changed roles from a midweek starter to reliever at the end of the 2009 season.

Selected in the 18th round of the 2010 MLB Draft by the New York Yankees ... Named 2009 Top Prospect in the Alaska League by Baseball America ... Named to the 2009 ACC Honor Roll.

Missed most of the season with shoulder tendinitis ... Held a 5.23 ERA with 13 strikeouts in 10.1 innings ... Recorded two saves ... Threw a perfect ninth inning of relief, striking out the side, and combining for the shutout in the season-opener against Missouri State (2/19) ... Added two more strikeouts in a relief appearance during the series finale against the Bears (2/21) ... Picked up the first save of his career, pitching 1.1 innings against Georgia Southern (2/24) ... Earned his second save of the season entering in the ninth against Xavier (2/26) ... Pitched a scoreless ninth inning while combining with Deck McGuire for a shutout of Rutgers (3/5) ... Worked another scoreless inning against Wake Forest (3/13) ... Returned after missing over two months of action, striking out all three batters faced in a setup role against No. 5 Miami (5/14).

2008

Made 20 appearances on the season, all out of the bullpen ... Took part in three of the Yellow Jackets' five shutouts on the season ... Struck out 29 batters in 30 innings of work ... Twelve of his 20 appearances were scoreless outings ... Held Georgia Southern (2/27) to two hits while striking out four in his first collegiate appearance ... Struck out the side in a 1-2-3 inning against Rutgers (3/2) ... Tossed a scoreless eighth inning against Kennesaw State (3/18) and threw two shutout innings at Boston College (3/29) ... Made a scoreless relief appearance at Georgia Southern

(4/16) and had a pair of scoreless outings vs. Wake Forest (4/25, 4/27) by facing the minimum while working an inning in relief in both contests ... Threw two shutout innings against Coastal Carolina (5/3) and another vs. Clemson (5/11) ... Worked 1.1 scoreless innings against Georgia (6/1) in the NCAA Athens Regional.

High School

Three-year letterwinner for coach Jeff Markle at Parkville High School ... Tabbed a Louisville Slugger High School All-American in 2007 ... Holds the school strikeout record for a season (125) and a career (316) ... Named first-team all-metro by the Baltimore Sun after going 9-2 with a 0.45 ERA while holding opponents to a .112 average in 2007 ... Posted a career record of 23-8-3 with a 0.91 ERA in three years at Parkville ... Earned first-team Baltimore County and second-team all-metro honors by the Baltimore Sun in 2006 ... Participated in the Brooks Robinson all-star game ... Rated the No. 4 player in Maryland in 2006, according to Baseball America Prospect Plus ... Also lettered two years in cross country and two years in indoor track ... Member of the National Honor Society and Spanish Honor Society ... Graduated in the top five percent of his class.

Personal

Full name is Kevin Walker Jacob ... Born March 26, 1989 ... Son of Larry and Sally Jacob ... Majoring in management at Georgia Tech.

JACOB'S CAREER STATISTICS

Year	ERA	W-L	App.-GS	CG	SH	SV	IP	H	R	ER	BB	SO	B/Avg.	WP	HBP
2008	4.50	0-0	20-0	0	0	0	30.0	38	18	15	17	29	.309	8	2
2009	4.69	5-3	22-7	0	0	0	55.2	58	34	29	29	54	.270	12	2
2010	5.23	0-0	10-0	0	0	2	10.1	11	6	6	6	13	.297	2	2
TOTAL	4.69	5-3	52-7	0	0	2	96.0	107	58	50	52	96	.285	22	6

2011 Seniors

CAREER HIGHS

Innings: 2.0, 5X, last vs. Boston College, 5-22-10
Hits: 3, 3X, last vs. Georgia State (3.0 IP), 3-24-09
Runs: 3, 3X, last vs. Georgia State (3.0 IP), 3-24-09
Earned Runs: 3, Georgia State (3.0 IP), 3-24-09
Walks: 2, North Carolina (0.1 IP), 4-6-08
Strikeouts: 3, 4X, last vs. Georgia State (3.0 IP), 3-24-09

Taylor WOOD

LHP • L/L • 6-7 • 228 • 4-10-89 • Senior
Suwanee, Ga. • Greater Atlanta Christian

39

HONORS, AWARDS and ORGANIZATIONS

2010 ACC Honor Roll
 2009 ACC Honor Roll

CAREER BREAKDOWN

Opponent	W-L-S	ERA	G	IP	ER
Boston College	0-0-0	1.35	5	6.2	1
Clemson	0-0-0	3.38	3	2.2	1
Duke	0-0-1	0.00	2	7.0	0
Florida State	0-1-0	6.10	6	10.1	7
Maryland	0-1-0	6.75	2	2.2	2
Miami	0-0-0	12.00	5	6.0	8
North Carolina	0-0-0	7.94	4	5.2	5
NC State	1-0-0	7.71	2	2.1	2
Virginia	0-0-0	11.12	5	5.2	7
Virginia Tech	0-0-0	4.15	3	4.1	2
Wake Forest	0-0-0	1.80	5	5.0	1
Georgia	1-0-0	3.12	6	8.2	3
ACC Tourn.	1-0-0	5.40	6	5.0	3
NCAA Tourn.	2-0-0	5.25	5	12.0	7

the semifinals of the state tournament and the region championship in 2004 ... Tabbed an Atlanta Braves 400 Club Metro All-Star in 2007 ... Earned first-team all-region and all-county honors his senior year ... Tabbed the East Cobb Astros' Pitcher of the Year in 2004 and 2005 ... Member of the Senior Team Georgia squad that won the Sunbelt Classic in 2007 ... Earned 16 wins while recording 267 strikeouts in his career at GAC ... Also lettered three years in basketball for coaches Ron Bradley and Tom Kelsey ... Led the basketball team to the quarterfinals of the state championships in 2005 ... Named the GAC MVP his senior year after earning first-team all-region honors in 2007 ... Also a first-team member of the Gwinnett Tip Off Club's Team of the Year in 2007 ... Four-year member of the honor roll that graduated with a 3.9 GPA ... Also a member of Mu Alpha Theta and the Beta Club.

Personal

Full name is Taylor Anthony Wood ... Born April 10, 1989 ... Son of Mark and Becky Wood ... Cousin of former Yellow Jacket stand-out Blake Wood, who currently is a relief

pitcher for the Kansas City Royals ... Mechanical engineering major at Georgia Tech.



WOOD'S CAREER STATISTICS

Year	ERA	W-L	App.-GS	CG	SH	SV	IP	H	R	ER	BB	SO	B/Avg.	WP	HBP
2008	4.08	3-0	20-0	0	0	0	17.2	21	9	8	8	20	.292	3	1
2009	5.40	0-0	8-0	0	0	0	8.1	6	5	5	5	11	.200	1	0
2010	2.03	0-0	13-0	0	0	0	13.1	6	5	3	6	17	.136	2	0
TOTAL	3.66	3-0	41-0	0	0	0	39.1	33	19	16	19	48	.226	6	1

2009

Appeared in eight games, six of which were scoreless outings ... Posted a 5.40 ERA ... Had 11 strikeouts in 8.1 innings pitched ... Faced the minimum while striking out two in two innings of work against Mercer (3/10) ... Finished off the series against North Carolina (4/5) by forcing the only batter he faced to ground out.

2008

Appeared in 20 games, all in relief, in his first season at Georgia Tech ... Went 3-0 with a 4.08 ERA ... Thirteen of his 20 outings were scoreless appearances ... Did not allow a run in his last seven games - Last run given up came in mid-April ... Struck out 20 in 17.2 innings of work ... Tossed a perfect ninth inning against Rutgers (3/2) ... Had scoreless outings against Mercer (3/19) and Maryland (4/19) ... Tossed a scoreless ninth inning against No. 8 Georgia (5/7) in Athens to help the Jackets clinch the regular-season series ... Struck out two of the four batters he faced against Clemson (5/11) ... Struck out two in an inning of work against Miami in the ACC Championships (5/21) ... Worked two innings in relief in the NCAA Athens Regional, giving up no runs on one hit while striking out two vs. Lipscomb (5/31) and Georgia (6/2).

High School

Four-year letterwinner for coach Cliff Shelton at Greater Atlanta Christian ... Helped GAC to

Tall, imposing lefty with an outstanding frame ... Has a nice delivery and showed improved skills and strength during his first three seasons on the Flats ... Contributed greatly in a setup role in 2010 ... Will be relied on as a effective lefty out of the bullpen in 2011.

Member of the 2009 and 2010 ACC Honor Roll.

2010

Made 13 appearances out of the bullpen, posting a 0-0 record and a 2.03 ERA ... Allowed only three earned runs in 13.1 innings ... Did not allow an earned run in 10 of his 13 outings ... Had 17 strikeouts and issued just six walks ... Yielded only six hits all season (.136 opponent batting average) ... Held opponents to a .200 batting average with runners on base ... Pitched 7.2 innings before allowing his first earned run ... Had four outings before giving up his first hit ... Struck out two in an inning of relief at No. 17 UNC (3/27) ... Retired the side, adding a strikeout against Duke (4/3) ... Had two strikeouts in a shutout inning against No. 16 Clemson (4/18) ... Pitched a season-high 2.0 innings at Boston College (5/22), allowing one run on one hit ... Pitched 1.2 shutout innings with two strikeouts against Alabama in the NCAA Atlanta Regional (6/7).

2011 Juniors

CAREER HIGHS

Innings: 7.0, 3x, last vs. St. John's, 2-26-11
Hits: 9, 2x, last vs. Alabama, (5.0 IP), 6-7-10
Runs: 9, vs. Alabama, (5.0 IP), 6-7-10
Earned Runs: 9, vs. Alabama, (5.0 IP), 6-7-10
Walks: 4, UNC (4.0 IP), 3-28-10
Strikeouts: 12, Missouri State, 2-21-10

Jed

BRADLEY

LHP • L/L • 6-4 • 212 • 6-12-90 • Junior
Huntsville, Ala. • Huntsville HS

37

HONORS, AWARDS and ORGANIZATIONS

2011 Preseason all-America (Third Team)
 2010 Cape Cod League No. 4 Prospect
 2010 Cape Cod League All-Star
 2010 All-ACC (Second Team)
 2010 ACC Honor Roll
 2009 ACC Honor Roll

CAREER BREAKDOWN

Opponent	W-L-S	ERA	G	IP	ER
Boston College	0-2-0	5.40	2	10.0	6
Clemson	1-1-0	5.52	3	14.2	9
Duke	1-0-0	4.00	2	9.0	4
Maryland	1-0-0	1.29	1	7.0	1
Miami	1-0-0	1.29	1	7.0	1
North Carolina	0-0-0	11.25	1	4.0	5
NC State	1-0-0	3.00	1	6.0	2
Virginia	0-1-0	6.35	1	5.2	4
Virginia Tech	1-0-0	4.5	1	6.0	3
Wake Forest	0-0-0	7.20	1	5.0	4
Georgia	1-0-0	7.50	1	6.0	5
ACC Tourn.	0-2-0	8.78	2	8.2	8
NCAA Tourn.	0-1-0	13.94	2	7.1	11

High School

Lettered one year for Huntsville High School baseball coach Mark Mincher after earning two letters as a pitcher/first baseman for Derek D'Angelo at Eisenhower High School in Shelby Township, Mich. ... Set the school record for most strikeouts in a season at Eisenhower ... Tabbed to the 2007 Detroit Free Press Top-20 in addition to being named to the all-conference and all-district teams ... Held a 0.91 ERA in his final year at Eisenhower, tossing seven complete games ... Made six starts at Huntsville, striking out 59 and posting a 1.79 ERA in 39 innings of work ... Member of the 2008 Connie Mack World Series Champion East Cobb Yankees team ... Member of the National Society of High School Scholars ... Named the Outstanding Senior English Student.

Personal

Full name is Jedidiah Custer Bradley ... Born June 12, 1990 ... Son of Will and Lorie Bradley ... Attended high school in Shelby Township, Michigan, before moving to Huntsville his senior year ... Management major at Georgia Tech.

... Ran a streak of five-straight wins from April 18 to May 16 ... Had a career-high 12 strikeouts while allowing just four hits in 6.0 innings in the series finale win over Missouri State (2/21) ... Struck out nine Rutgers batters, and allowed no runs on just six hits for his second win of the season (3/7) ... Struck out eight while scattering three hits in 8.0 innings in a win over No. 16 Clemson (4/18) ... Earned his sixth win of the season the following week against No. 20 Virginia Tech (4/25) ... Scattered three runs (two earned) over six innings to defeated NC State (5/2) ... Fanned 10 batters while allowing just two runs against Illinois-Chicago (5/9) for his fourth-straight win ... Became the first player in the conference to win nine games on the season after scattering three runs on five hits against No. 5 Miami (5/16).

2009

Pitched in 12 games, earning five midweek starts and three weekend starting nods ... Posted a 2-3 record, holding a 6.65 ERA ... Had 49 strikeouts in 44.2 innings pitched ... Pitched very well against ranked opponents, picking up a win against Georgia while holding Clemson to just one run in four innings of relief ... Worked a scoreless inning in relief

2010

Made 16 appearances while serving as the No. 3 weekend starter ... Posted a 9-5 record and a 4.83 ERA ... His nine wins tied for the third most in the ACC ... Had a 6-2 record against conference opponents ... Ranked second on the team in strikeouts with 99 and innings (91.1) ... His 9.76 strikeouts per nine innings ranked second in the conference ... Picked off six base runners on the year (T-3rd in the

BRADLEY'S CAREER STATISTICS

Year	ERA	W-L	App.-GS	CG	SH	SV	IP	H	R	ER	BB	SO	B/Avg.	WP	HBP
2009	6.65	2-3	12-8	0	0	0	44.2	54	36	33	17	49	.292	8	7
2010	4.83	9-5	16-16	0	0	0	91.1	107	58	49	25	99	.295	5	6
TOTAL	5.43	11-8	28-24	0	0	0	136.0	161	94	82	42	148	.294	13	13

2011 Juniors

CAREER HIGHS

Innings: 3.1, Georgia State (3.0 IP), 3-24-09
Hits: 3, VT (1.0 IP), 3-20-09; CU (2.1), 4-24-09
Runs: 4, Georgia Southern (0.2 IP), 4-8-09
Earned Runs: 4, Georgia Southern (0.2 IP), 4-8
Walks: 3, Georgia Southern (0.2 IP), 4-8
Strikeouts: 3, Rutg. (2.0 IP), 2-28-09, KSU (1.0), 3-18-09

Talented player that will pitch and hit ... A gamer with a good approach at the plate ... Has gap-to-gap power ... A competitor on the mound who displays very good control ... One of the top lefties out of the bullpen in 2009 and 2010 ... Will be relied on heavily for relief and is a candidate to start at first base or designated hitter in 2011.

2010

Served as Tech's primary left-handed reliever ... Posted a 2-0 record and a 3.52 ERA in 17 relief appearances ... Had 10 strikeouts in 15.1 innings pitched ... Did not allow a run in 10 of his 17 outings ... Also played 17 games in the field, making three starts at DH ... Batted .200 with a double and three RBI ... Went 2-for-2 with a double and an RBI against Missouri State (2/20) ... Pitched a scoreless ninth-inning, allowing just one hit while striking out two against

Jake DAVIES

LHP/1B • L/L • 6-0 • 225 • 9-15-89 • Junior
 McDonough, Ga. • Eagle's Landing Christian

24



Rutgers (3/6) ... Came in to face one-batter, forcing a popup while picking up the win against Wake Forest (3/13) Was 1-for-1 with a 2-RBI single at Maryland (3/20) ... Pitched a season-high 2.1 innings against No. 17 North Carolina (3/27), earning the win after holding the Tar Heels to no runs on just two hits ... Made two scoreless relief appearances, allowing just one hit in 3.0 innings in the series against No. 20 Clemson (4/16-17) ... Pitched a scoreless inning of relief with a strikeout against No. 5 Miami (5/15).

2009

The left-handed reliever made 27 appearances out of the bullpen, 19 of which were scoreless outings ... Posted a 3-0 record with a 3.54 era in 28.0 innings pitched ... Allowed just four of his 31 inherited runners to score this season, and zero of the last 12 ... Struck out three

and gave up just one hit in a scoreless, 2.0-inning appearance against Rutgers (2/28) ... Worked two scoreless and hitless innings against Maryland (3/7) ... Struck out the side in an inning of work against Kennesaw State (3/18) ... Picked up the win against Virginia Tech (3/20) after Tech scored six in the ninth inning to go ahead, 10-9 ... Worked a scoreless inning in relief against the Hokies the following day (3/21) ... Tossed 3.1 innings in relief against Georgia State (3/24), limiting the Panthers to one unearned run on one hit while striking out two ... Worked 2/3 of an inning in relief, holding No. 2 Miami scoreless in the eighth to help preserve a 6-4 win for the Yellow Jackets ... Tossed a scoreless inning in Tech's 10-6, come-from-behind, 11-inning win over North Carolina (4/5) ... Struck out two Tar Heel batters on eight total pitches in the series finale (4/5) ... Made three scoreless appearances against Virginia (4/10-12) ... Entered the game against No. 1 Georgia (4/15) with the bases loaded in the seventh inning and struck out two batters to get out of the jam ... Earned his second win of the season by striking out a pair of Western Carolina batters (4/21) after entering with runners on in the opening game of the series (4/21) ... Tossed 1.2 scoreless innings against Florida State (5/9), holding the Seminoles hitless while striking out one ... Had two scoreless appearances in the ACC Championships - against Miami (5/20) and Florida State (5/23) ... Worked one inning of relief while striking out one and picking up the win in an 8-4 victory over Elon in the NCAA Atlanta Regional (5/31) ... Also made 17 plate appearances on the season, five of which resulted in walks ... Picked up his first career hit - a home run - in the final

CAREER BREAKDOWN

Opponent	W-L-S	ERA	G	IP	ER
Boston College	0-0-0	10.12	2	2.2	3
Clemson	0-0-0	3.52	5	7.2	3
Duke	0-0-0	0.00	1	0.1	0
Maryland	0-0-0	0.00	2	2.0	0
Miami	0-0-0	0.00	3	2.0	0
North Carolina	1-0-0	1.69	4	5.1	1
Virginia	0-0-0	5.40	4	1.2	1
Virginia Tech	1-0-0	6.75	4	2.2	2
Wake Forest	1-0-0	0.00	1	0.1	0
Georgia	0-0-0	0.00	3	2.2	0
ACC Tour.	0-0-0	12.86	4	2.1	3
NCAA Tour.	1-0-0	9.00	2	1.0	1

game of the series at Virginia Tech (3/22) ... Made his first start as a DH against Georgia Southern (4/7).

High School

Three-year letterwinner for baseball coach Doug Campbell at Eagles Landing ... Captain of the team his junior and senior seasons ... Led Eagles Landing to the state title in 2006 and state runner-up finish in 2007 ... Tabbed the Class A Player of the Year in 2006 and 2007 ... Rated the No. 148 high school prospect by Baseball America's Prospects Plus ... Also earned three letters in football and three letters in basketball ... Long-time member of the East Cobb Baseball Program, and most recently helped the East Cobb Yankees to the 2008 Connie Mack World Series title ... Holds the East Cobb record for home runs in a season (50) ... Two-year member of the Eagles Landing Honor Roll.

Personal

Full name is Jake Arthur Davies ... Born September 15, 1989 ... Son of Hiram and Carolyn Davies ... Brother, Kyle Davies, was a former Tech recruit that currently plays for the Kansas City Royals ... Business management major at Georgia Tech.

DAVIES' CAREER STATISTICS

Year	ERA	W-L	App.-GS	CG	SH	SV	IP	H	R	ER	BB	SO	B/Avg.	WP	HBP
2009	3.54	3-0	27-0	0	0	0	28.0	24	12	11	16	25	.220	3	2
2010	3.52	2-0	17-0	0	0	0	15.1	15	8	6	6	10	.268	0	1
TOTAL	3.53	5-0	44-0	0	0	0	43.1	39	20	17	22	35	.236	3	3
Year	Avg	GP-GS	AB	R	H	2B	3B	HR	RBI	SLG%	BB	SO	OB%	SB-ATT	FLD%
2009	.250	11-2	12	2	3	0	0	1	2	.500	5	3	.471	0-0	1.000
2010	.200	17-3	25	2	5	1	0	0	3	.240	1	6	.231	0-0	1.000
TOTAL	.216	28-5	37	4	8	1	0	1	5	.324	6	9	.326	0-0	1.000



2011 Juniors

CAREER HIGHS

At Bats: 3, Georgia State, 4-15-09
Runs: 2, Maryland, 3-7-09
Hits: 1, 5X, last vs. Georgia, 4-14-10
RBI: None
2B: 1, 3X, last vs. Mercer, 3-24-10
3B: 1, Georgia, 4-14-10
HR: None
Total Bases: 3, Georgia, 4-14-10
Stolen Bases: None

Jarrett DIDRICK

OF • R/R • 6-0 • 201 • 8-22-89 • Junior
Rome, Ga. • Calhoun HS

2

HONORS, AWARDS and ORGANIZATIONS

2010 ACC Honor Roll
 2009 ACC Honor Roll

Outstanding outfielder with a very strong throwing arm ... Has good instincts in the field and a great approach at the plate ... Has gap-to-gap, line drive power.

Named to the ACC Honor Roll in 2009 and 2010.

2010

Saw limited action ... Hit .333 with a double and a triple in six plate appearances (10 games) ... Went 1-for-1 with a double against Mercer (3/24) ... Was 1-for-2 with a triple at Georgia (4/14).

2009

Made 11 game appearances, seven as a pinch hitter ... Scored three runs on the year ... Two of his three hits went for extra bases (both doubles) ... Had a pinch-hit double in a 17-3 win over Mercer (3/10) ... Added his second double-bagger against Georgia Southern (4/8).

High School



Played four years for baseball coach Chip Henderson at Calhoun High School ... Spent two years as a team captain ... Led Calhoun to the state title in 2005 and state runner-up finish in 2007 ... Won the state batting title in 2006 ... Four-year member of the Rome News Tribune all-district team ... Tabbed all-state by the Rome News

Tribune and Atlanta Journal-Constitution in 2006 ... Hit .421 with 25 home runs and 109 RBI in his career at Calhoun ... Also posted a 1.81 career ERA ... Member of the Georgia Dugout Club Top 100 ... Also played one season for Calhoun football coach Hal Lamb ... Helped his 2008 East Cobb Yankees team to the Connie Mack World Series title ... Four-year member of the Calhoun Honor Roll.

Personal

Full name is Jarrett Richard Didrick ... Born August 22, 1989 ... Son of Barry and

Diane Didrick ... Intends to major in business management at Georgia Tech.



DIDRICK'S CAREER STATISTICS

Year	Avg	GP-GS	AB	R	H	2B	3B	HR	RBI	SLG%	BB	SO	OB%	SB-ATT	FLD%
2009	.214	11-0	14	3	3	2	0	0	0	.357	0	2	.267	0-0	1.000
2010	.333	10-0	6	0	2	1	1	0	0	.833	1	2	.500	0-0	1.000
TOTAL	.250	21-0	20	3	5	3	1	0	0	.500	1	4	.348	0-0	1.000

MEET THE JACKETS

A black and white photograph of a baseball player in a white uniform with 'MT' on the cap, in a batting stance.

Hit .284 with 43 runs, six doubles, three home runs and 38 RBIs in 61 games at second base (59 starts) ... Carried a .974 fielding percentage, while making just seven errors defensively ... Had 17 multi-hit and seven multi-RBI games ... Hit .342 with runners on base and also with

runners in scoring position ... Batted .500 (19-for-38) through the first 11 games played this season ... Was 5-for-11 (.455) with three RBI and two multiple-hit games in the season-opening series sweep of Missouri State (2/19-21) ... Recorded his first career start, hit and RBI in the opening game against the Bears (2/19) ... Was 3-for-5 with three RBI at Georgia Southern (2/24) ... All three RBI were in the final two innings, sparking a five run assault by Tech ... Batted 1-for-3 with an RBI double in a 5-4 win over Xavier (2/26) ... Hit his first career home run, a two-run shot, going 3-for-4 with 4 RBI the next day against the Musketeers (2/27) ... Missed the Feb. 28 loss to Xavier with an illness ... Was 7-for-12 (.583) with a double and 3 RBI in the Rutgers series (3/5-7) ... Had multiple hits in all three games, and was 3-for-4 with 2 RBI in game No. 2 of the series ... Went 2-for-4 and drew the bases-loaded walk for the eventual win over Georgia (3/16) ... Batted 4-for-7 in two mid-week games against Mercer (3/23-24) ... Went 7-for-12 in the series against Clemson (4/16-18) ... Had the game-tying RBI single in game two, before hitting his second home run of the season in the finale ... Grabbed a pair of hits in a midweek win over Georgia Southern (4/21) ... Was 3-for-6 with an RBI in the series

A three-sport athlete at Cretin-Derham Hall that earned three letters in baseball and football and two in basketball ... Played shortstop and pitched for baseball coach Jim O'Neill ... Tabbed the Pioneer Press Player of the Year in 2007 ... Tabbed All-State following his junior and senior seasons ... Led Cretin-Derham Hall to the state title in 2007 following a runner-up finish in 2006 ... Named to the all-tournament team in both state appearances ... Posted a career prep record of 16-1 with a 1.50 ERA and 125 strikeouts in 121 innings of work over a three-year span ... Also hit .445 with 13 HR, 21 doubles and 92 RBI at Cretin-Derham Hall ... Selected to the Lions All-Star Tournament and East vs. West game at Midway Stadium ... An academic all-state performer for football coach Mike Scanlan, playing both offense and defense ... Helped his high school team to the state finals in 2006 and 2008 ... Received all-conference accolades in 2008 ... Helped the Cretin-Derham Hall basketball team, under the direction of coach Jerry Kline Jr., to conference titles in 2007 and 2008 ... Captain of the baseball and basketball teams his senior season ... Played summer baseball for the Edina ESox ... Member of the National Honor Society and Math Team ... Recipient of the Van Buren Spirit Award for Attitude and Athletics at Cretin-Derham Hall ... Attended the same high school as current Minnesota Twins Star Joe Mauer ... 2000 Heisman Trophy win-

Opponent	Avg.	AB	H	HR	RBI	SB
Boston College	.364	11	4	0	3	1
Clemson	.500	16	8	1	2	0
Duke	.200	10	2	0	1	0
Florida State	N/A					
Maryland	.083	12	1	0	0	0
Miami	.286	7	2	0	1	0
North Carolina	.077	13	1	0	1	0
NC State	.167	12	2	0	1	0
Virginia	.091	11	1	0	0	0
Virginia Tech	.071	14	1	0	1	0
Wake Forest	.077	13	1	0	2	0
Georgia	.300	10	3	0	3	0
ACC Tour.	.182	11	2	0	1	0
NCAA Tour.	.533	15	8	1	6	0

Full name is Jacob Otto Esch, but goes by
Jake ... Born March 27, 1990 ... Son of John
Esch and Leah Hawke ... Intends to major in
engineering at Georgia Tech.

Year	Avg	GP-GS	AB	R	H	2B	3B	HR	RBI	SLG%	BB	SO	OB%	SB-ATT	FLD%
--Did not record an at-bat--															
2010	.284	61-59	211	43	60	6	0	3	38	.355	22	39	.356	2-7	.974
Year	ERA	W-L	App-GS	CG	SH	SV	IP	H	R	ER	BB	SO	B/Avg.	WP	HBP
2009	3.54	3-0	27-0	0	0	0	28.0	24	12	11	16	25	.220	3	2
2010	--Did Not Pitch--														

2011 Juniors

CAREER HIGHS

At Bats: 5, 3x, last vs. Presbyterian, 5-2-09
Runs: 2, 3x, last vs. Virginia Tech, 4-25-10
Hits: 3, Presbyterian, 5-2-09
RBI: 4, Georgia State, 4-15-09
2B: 1, 3x, last vs. Georgia, 4-27-10
3B: None
HR: 1, Georgia State, 4-15-09
Total Bases: 4, Georgia State, 4-15-09
Stolen Bases: 1, 4x, last vs. Va. Tech, 4-25-10

Evan

MARTIN

OF/IF • R/R • 5-9 • 171 • 6-25-90 • Junior
 Woodstock, Ga. • Sequoyah HS

11



right

field against Georgia

at Turner Field (4/27) ... Had a hit and scored a run in the series-opener with NC State (4/30).

A hard-nosed player that can play nearly every position in the field with ease ... A line-drive hitter with great instincts at the plate and on the base-paths ... A very good base runner with outstanding speed.

Named to the ACC Honor Roll in 2009 AND 2010.

2010

Hit .227 with 11 runs, three doubles, five RBIs and a stolen base in 29 games (six starts, five in left field) ... Had one multi-hit and one multi-RBI game on the year ... Started in left field against Virginia Tech (4/27), going 2-for-3 with an RBI-double and a stolen base ... Drove in two game-deciding runs on a double to

against Virginia (4/10) ... Went 2-for-5 with a home run, four RBI and two runs scored in the first start of his career at Georgia State (4/15) ... Tripled and scored a run in Tech's 5-4 win at #20 Clemson (4/24) ... Hit .500 (6-for-12) with two runs and three RBI in the weekend series vs. Presbyterian (5/1-5/3).

High School

Four-year letterwinner for baseball coach Steve Bohn at Sequoyah High School, the same prep program that produced former Yellow Jacket All-American Danny Payne ... First-team all-region shortstop in 2007 and first-team all-county in 2007 and 2008 ... Tabbed Sequoyah's Offensive Player of the Year in 2007 and Defensive Player of the Year in 2008 ... Career record holder at Sequoyah for at bats (295), hits (116), doubles (31) and runs (91) ... Set season records for doubles, hits and runs in 2007 as well as walks in 2008 ... Had a career .393 average at Sequoyah ... Member of the 2008 East Cobb Yankees team that captured the Connie Mack World Series title ... Received the Lamp of Knowledge from Sequoyah.

Personal

Full name is Evan Reed Martin ... Born June 25, 1990 ... Son of Johnny and Ann Martin ... Father played baseball at Tennessee Tech in 1977 and graduated from Georgia Tech in 1981 ... Majoring in civil engineering at Georgia Tech.

HONORS, AWARDS and ORGANIZATIONS


2010 ACC Honor Roll
 2009 ACC Honor Roll

CAREER BREAKDOWN

Opponent	Avg.	AB	H	HR	RBI	SB
Clemson	.167	6	1	0	0	0
Duke	.250	4	1	0	0	0
Maryland	.600	5	3	0	1	0
NC State	.125	8	1	0	0	0
Virginia	.167	6	1	0	0	0
Virginia Tech	.667	3	2	0	1	1
Georgia	.286	7	2	0	3	0
ACC Tourn.						
NCAA Tourn.						

2009

Made 26 game appearances, including eight starts ... Earned the first start of his career at Georgia State (4/15), where he hit a three-run homer in his first at bat ... Had four multi-hit and two multi-RBI games to his credit this season ... Had a pinch-hit RBI single in a 2-for-2 performance against Maryland (3/7) ... Made a pair of defensive plays at third base in the ninth inning against North Carolina (4/4) after entering as a pinch hitter earlier in the game ... Also had a pinch-hit single in the series finale against the Tar Heels (4/5) ... Bunted for a single as a pinch-hitter



MEET THE JACKETS

MARTIN'S CAREER STATISTICS

Year	Avg	GP-GS	AB	R	H	2B	3B	HR	RBI	SLG%	BB	SO	OB%	SB-ATT	FLD%
2009	.311	26-9	45	8	14	0	1	1	11	.422	4	9	.380	3-3	.941
2010	.227	29-6	44	11	10	3	0	0	5	.295	3	17	.277	1-1	.960
TOTAL	.270	55-15	89	19	24	3	1	1	16	.360	7	26	.330	4-4	.949

2011 Juniors

CAREER HIGHS

Innings: 9.0, Mercer, 6-4-10
Hits: 10, 3X, last vs. Ga. So. (8.0 IP), 4-21-10
Runs: 9, Georgia Southern (0.0 IP), 4-8-09
Earned Runs: 7, Georgia Southern (0.0 IP), 4-8-09
Walks: 3, Boston College (4.1 IP), 5-21-10
Strikeouts: 11, Georgia State, 3-30-10

Mark POPE

RHP • R/R • 6-2 • 203 • 8-29-89 • Junior
Marietta, Ga. • Walton HS

19



A highly-touted pitcher that emerged as one of the top midweek starters in the ACC in 2010 ... Has a very good fastball and good command of all of his pitches ... May serve as the No. 2 weekend starter in 2011 ... Was the team's top closer as a freshman in 2009 ... Currently sits in fourth place in the Tech record books for career winning percentage at .867 (13-2).

Louisville Slugger 2011 preseason All-America Third Team Selection ... On the watch for the 2010 Stopper of the Year Award ... Selected in the 17th round of the 2008 Major League Baseball Draft by the Atlanta Braves, but elected to enroll at Georgia Tech instead.

2010

Flourished as Tech's top mid-week starter ... Posted a 3.78 ERA and 73 strikeouts to just 13 walks in 78.2 innings pitched ... Went 8-1 overall with one save in 13 appearances ... Was a perfect 7-0 in midweek games alone ... His 1.49 walks allowed per nine innings ranked No. 1 in the ACC and No. 26 overall in the nation ... Allowed just 37 runs all season, tying for the third fewest in the conference ... Made his first career start, combining with freshman Luke Bard for a four-hit shutout, striking out seven batters in 6.0 innings at Georgia Southern (2/23) ... Struck out nine batters against Georgia (3/16) in his first start in two-weeks, but did not receive a decision ... Had a career-high 11 strikeouts against Georgia State, allowing just seven hits to improve to 3-0 on the season ... Earned win No. 4 after scattering four hits over 8.0 innings against Kennesaw State (4/6) ... Improved to 5-0 with 6.0 strong innings at Georgia (4/14) ... Scattered two runs on 10 hits in 8.0 innings against Georgia Southern (4/20) ... Improved to 7-0 after holding Georgia to two runs on seven hits in 7.0 innings at Turner Field (4/27) ... Fanned nine batters in the process, carrying a no-hitter into the sixth inning before the Bulldogs broke it up on an infield single ... Made his first relief appearance of the season at NC State, yielding just one hit in 3.0 innings of work for the ninth save of his career (5/2) ... Only loss of the season came against No. 5 Miami after allowing five runs in 5.0 innings (5/15) ... Pitched a complete-game shutout, the first of his career and the first for Georgia Tech since 2007, against

Mercer in the NCAA Atlanta Regional (6/5) ... Had 10 strikeouts while allowing just five hits and two walks in the outing.

2009

Tech's primary closer ... Made 25 appearances, 18 of which were scoreless outings ... Went 5-1 with eight saves on the season ... Inherited 23 runners on the year, allowing just four to score ... Didn't allow a run in his last five appearances, owning a 0.69 ERA over his last ten game appearances ... Picked up the win against Lipscomb (2/22) by working 1.1 innings, striking out two ... Earned the first save of his career at Georgia Southern by facing the minimum through 2.0 innings ... Earned his third save in as many appearances after entering the game in the ninth inning against Maryland (3/6) ... Picked up his second victory of the season in the series finale against the Terps (3/8) ... Earned his fourth save of the season with a clutch performance against Kennesaw State (3/11) ... Earned his fifth save of the year by working a scoreless ninth inning to preserve Georgia Tech's 10-9 win at Virginia Tech (3/20) ... Entered the series opener vs. Miami (3/27) with the bases loaded to strike out Harold Martinez while picking up his sixth save of the season ... Held the Hurricanes to one run in the ninth inning the following day (3/28) to earn save No. 7 in 2009 ... Came on in the 10th inning against North Carolina (4/4) to earn his third win of the season ... Forced an inning-ending groundout in the series opener against Virginia (4/10) to pick up his fourth win of the season ... Struck out a career-high seven batters in five innings of relief for his eighth save of the season in an 8-4 win over Elon (5/31) in the NCAA Atlanta Regional.

High School

Four-year letterwinner for baseball coach Shane Amos at Walton High School ... Honorable mention high school All-American by Louisville Slugger in 2008 ... The 2008 Cobb County Pitcher of the Year that led Walton to a 5A state title in 2007 and state runner-up finish in 2008 ... Finished his senior season with a 9-2 record to conclude his career at 21-3 ... Had 98

strikeouts in 2008 to bring his career prep total to 229 ... Posted a 0.63 ERA in his final season at Walton ... Hit .424 with seven home runs and 25 RBI as a junior ... Tabbed the Atlanta Journal-Constitution All-Area Player of the Year and All-Area Pitcher of the Year in 2007 ... Also named the Cobb County Pitcher of the Year by the Marietta Daily Journal in 2007 and 2008 ... First-team all-region and all-county in 2007 and 2008 ... Member of the Braves Scout Team that won the World Wood Bat Tournament ... Selected to the Atlanta Braves' 400 Club All-Star Baseball Team in 2008 ... Played baseball in the East Cobb program ... A Georgia Dugout Club state all-star and third baseman on the Sunbelt Classic All-Tournament team ... Winner of the Cooperstown Field of Dreams "King of Swat" Home Run Derby.

Personal

Full name is Mark David Pope ... Born August 29, 1989 ... Son of Richard and Andrea Pope ... Undecided major at Georgia Tech.

HONORS, AWARDS and ORGANIZATIONS

2011 Preseason All-America (Third Team)
 2010 Stopper of the Year Watch List
 2008 MLB Draft Pick (18th Round)

CAREER BREAKDOWN

Opponent	W-L-S	ERA	G	IP	ER
Boston College	0-0-0	6.23	1	4.1	3
Clemson	0-0-0	0.00	1	0.2	0
Duke	0-0-0	0.00	1	1.1	0
Maryland	2-0-1	0.00	2	11.1	0
Miami	0-1-2	7.71	4	7.0	6
North Carolina	1-0-0	0.00	1	2.0	0
NC State	1-0-0	0.00	2	11.0	7
Virginia	1-1-0	45.00	2	1.0	5
Virginia Tech	0-0-1	0.00	1	1.0	0
Wake Forest	0-0-0	0.00	1	1.0	0
Georgia	2-0-0	5.37	4	20.1	12
ACC Tourn.	0-0-0	0.00	2	1.0	0
NCAA Tourn.	1-0-1	0.00	2	14.0	0

POPE'S CAREER STATISTICS

Year	ERA	W-L	App.-GS	CG	SH	SV	IP	H	R	ER	BB	SO	B/Avg.	WP	HBP
2009	6.00	5-1	25-0	0	0	8	27.0	32	21	18	16	27	.302	3	3
2010	3.78	8-1	13-11	1	1	1	78.2	90	37	33	13	73	.292	2	5
TOTAL	4.34	13-2	38-11	1	1	9	105.2	122	58	51	29	100	.295	5	8



2011 Juniors

CAREER HIGHS

At Bats: 6, Maryland, 3-20-10
Runs: 4, Wake Forest, 3-13-10
Hits: 4, Virginia Tech, 3-21-09, 3-22-09
RBI: 5, Virginia Tech, 3-22-09; Georgia, 4-14-10
Doubles: 2, Kennesaw State, 3-17-09
Triples: 1, 3x, last vs. Georgia, 4-27-10
Home Runs: 1, 38x, last vs. St. John's, 2-25-11
Total Bases: 7, Virginia Tech, 3-21, 3-22; Wake Forest, 3-13-10
Stolen Bases: 1, 3x, last vs. Ga. Southern, 2-23-10

Very good corner infielder that has had an outstanding first two seasons at third base ... A patient hitter with a great eye at the plate ... Has a lot of power ... Enters the 2011 season tied for 11th on the school's all-time career home run list with 37 ... One of just two starting position players to return from 2010 ... Saw some time at catcher during his sophomore season ... Placed third in the 2010 AmeriTrade College Home Run Derby in Omaha, Neb.

Louisville Slugger 2011 preseason All-America Third Team ... A 2010 First Team All-ACC Selection ... Named First Team Freshman All-America in 2009 by Collegiate Baseball.

2010

Named First Team All-ACC ... Became just the 12th player in Georgia Tech history to hit 20 home runs in a season ... Started all 62 games, 57 at third base, four at catcher and one at DH ... Batted .335 with 62 runs, 15 doubles, three triples, 20 home runs and 63 RBI ... His 20 homers tied for the third most in the ACC, and ranked No. 25 in the nation ... Held a .682 slugging percentage, the third highest in the conference ... Totaled 63 bases and carried a .437 on-base percentage ... Had 27 multi-hit and 14 multi-RBI games ... Homered in three-straight games twice on the season ... Was 2-for-5 with a solo home run, his first of the season, in the series finale against Missouri State (2/21) ... Made his first career start at catcher in a midweek game at Georgia Southern (2/24) ... Batted 3-for-4 with a solo home run the second game of the series against Xavier (2/27) ... Led the team with a .600 average (6-for-10) on a double, home run and 4 RBI in the Rutgers series (3/5-7) ... Was 2-for-3 with a double and his third homer of the season in the series finale (3/7) ... Led the team at the plate for the second consecutive series, batting .700 (7-for-10) with two doubles, a home run and four RBI in the sweep of Wake Forest (3/12-14) ... Picked up five hits, including his fifth homer of the season against Maryland (3/19-21) ... Hit his sixth home run of the season against Mercer (3/23) ... Was 3-for-5 with a double and an RBI the next day against the Bears (3/24) ... Hit 2-for-4 with four RBI in game two against No. 17 North Carolina ... Batted .455 with six runs, two doubles, two home runs and five RBI against Duke (4/2-4) ... Was 2-for-2 with

Math SKOLE

IF/C • L/R • 6-4 • 228 • 7-30-89 • Junior
Woodstock, Ga. • Blessed Trinity Catholic

16

HONORS, AWARDS and ORGANIZATIONS

2011 Preseason all-America (Third Team)
 2010 All-ACC (First Team)
 2009 Freshman All-America (CB)

CAREER BREAKDOWN

Opponent	Avg.	AB	H	HR	RBI	SB
Boston College	.211	7	2	1	2	0
Clemson	.192	26	5	3	5	0
Duke	.364	22	8	4	9	0
Maryland	.286	35	10	1	8	1
Miami	.321	28	9	1	2	0
North Carolina	.318	22	7	0	5	0
NC State	.385	26	10	1	13	0
Virginia	.292	24	7	1	3	0
Virginia Tech	.455	33	15	4	12	0
Wake Forest	.381	21	8	2	6	0
Georgia	.458	24	11	4	17	0
ACC Tourn.	.286	21	6	1	4	0
NCAA Tourn.	.265	34	9	3	10	0

his 10th homer of the season in a midweek game against Kennesaw State (4/6) ... Was 2-for-3 in the series finale against Virginia (4/11) ... Had a huge game against Georgia, batting 2-for-4 with a triple, a grand slam and five RBI (4/14) ... The five RBI tied a career high ... Belted his 12th homer of the season in the series opener against No. 16 Clemson (4/16) ... Had a double and a home run against No. 20 Virginia Tech (4/25) ... Was 2-for-4 with a triple and 2 RBI, driving in the tying and go-ahead run against Georgia (4/27) ... Was 2-for-4 with a home run and four RBI in a 5-3 win over NC State (5/2) ... Was 5-for-12 (.417) with his 16th homer of the season in the series against Miami (5/14-16) ... Had a pair of hits, including a homer and two RBI in the series opener with Boston College (5/20) ... Batted .300 with four runs, a double, a home run (his 19th of the year) and four RBI at the ACC Tournament (5/27-29) ... Was 2-for-4 with a double and an RBI in the NCAA Atlanta Regional opener against Mercer (6/4).

2009

Started all 58 games at third base ... Hit safely in all but 15 games in 2009, and reached base safely in all but six ... Had 17 multi-hit and 17 multi-RBI games ... Batted .302 with 13 doubles, 17 home runs and 58 RBI in his first year on the Flats ... Was just one home run short of tying Tech's freshman record of 18, set by Jeremy Slayden in 2002 ... Went 3-for-4 with a home run, three RBI and two runs scored in the second game of the series against Lipscomb (2/21) ... Went 2-for-4 with a double and a home run while driving in three runs in Tech's 5-3 win at Georgia Southern (2/25) ... Drove in two runs with a two-run homer against Rutgers (2/28) ... Had a pair of run-scoring singles in Tech's 5-1 win vs. Maryland (3/6) ... Batted .667 (10-for-15) with three HR and 11 RBI in the three-game series at Virginia Tech (3/20-3/22) ... Keyed a six-run, ninth inning comeback win against the Hokies with a three-run homer in the ninth ... Collected a career-high four hits, including a solo home run, in the second game of the series at Virginia Tech (3/21) ... Hit another three-run homer to give Tech the lead for good in the series finale (3/22), and finished with five RBI in a 4-for-5 performance at the plate ... Had two hits, including a home run, and drove in three runs to help Tech to a come-from-behind win against Virginia (4/11) ... Had a two-run home run in the top of the ninth inning at Georgia to help the Jackets to an 11-6 win over the top-ranked Bulldogs (4/14) ... Went 2-for-2 with

a double and two runs scored the following night at Georgia State (4/15) ... Had a three-run home run in Tech's 9-8, 10-inning win over Presbyterian (5/2) ... Hit safely in all five games at the NCAA Atlanta Regional ... Hit his first-career grand slam in the bottom of the fifth inning in a 9-3 win over Georgia State to open play at the regional (5/29) ... Collected his 17th home run of the season while adding a double in an 8-4 win over Elon (5/31) two days later.

High School

Three-year letterwinner for coach Andy Harlin at Blessed Trinity Catholic High School ... Captain of the team his senior year ... Led Blessed Trinity to the AAA state championship in 2006 ... School record holder for home runs and RBI in a season and career ... Named the Atlanta Journal-Constitution's 2008 Hitter of the Year ... Fulton County Player of the Year in 2008 and tabbed to the All-Fulton County baseball team in 2007 and 2008 ... All-state selection by the Atlanta Dugout Club in 2006, 2007 and 2008 ... Also earned three letters as a fullback and defensive end for football coach Rickey Turner ... Three-year member of the East Cobb Yankees ... Helped East Cobb capture the Connie Mack World Series title in 2008 ... Participated in the Miracle League to benefit disabled children as well as Habitat for Humanity.

Personal

Full name is Matthew Thomas Skole ... Born July 30, 1989 ... Son of Michael and Leigh Skole ... Brother, Jake, was selected by the Texas Rangers in the first round of the 2010 MLB Draft ... Father played baseball at Georgia Southern and grandfather, Tom T. Skole, played for the St. Louis Browns from 1952-56 ... Uncle Tony Skole played football and baseball at The Citadel in 1980 ... Another uncle, Scott Skole, played football at Troy State

in 1978 ... Business management major at Georgia Tech.



MEET THE JACKETS

SKOLE'S CAREER STATISTICS

Year	Avg	GP-GS	AB	R	H	2B	3B	HR	RBI	SLG%	BB	SO	OB%	SB-ATT	FLD%
2009	.302	58-58	215	41	65	13	0	17	58	.600	27	69	.384	2-3	.924
2010	.335	62-62	233	62	78	15	3	20	63	.682	45	34	.437	1-2	.896
TOTAL	.319	120-120	448	103	143	28	3	37	121	.643	72	103	.412	3-5	.907

2011 Juniors

CAREER HIGHS

At Bats: 4, Georgia, 4-14-09
Runs: 1, 7X, last vs. Georgia, 4-14
Hits: 1, 7X, last vs. Ga. Southern, 4-21
RBI: 2, Georgia State, 4-15-09; Georgia, 4-14-10
Doubles: None
Triples: None
Home Runs: 1, 3X, last vs. Georgia, 4-14-10
Total Bases: Same
Stolen Bases: 1, Ga Southern, 2-25-09; Rutgers, 2-28-09

Connor WINN

SS/2B • R/R • 5-10 • 182 • 6-25-90 • Junior
Suwanee, Ga. • Wesleyan School

1

HONORS, AWARDS and ORGANIZATIONS

2010 ACC Honor Roll
 2009 ACC Honor Roll

CAREER BREAKDOWN

Opponent	Avg.	AB	H	HR	RBI	SB
Boston College	.333	18	6	1	3	0
Clemson	.357	28	10	0	5	0
Duke	.269	26	7	1	3	2
Florida State	.167	24	4	0	2	0
Maryland	.333	18	6	0	3	0
Miami	.353	34	12	2	10	0
North Carolina	.240	25	6	0	2	0
NC State	.000	5	0	0	0	0
Virginia	.333	21	7	0	4	0
Virginia Tech	.381	21	8	2	12	0
Wake Forest	.286	28	8	2	8	0
Georgia	.356	28	10	0	3	1
ACC Tourn.	.220	27	6	0	5	0
NCAA Tourn.	.340	35	12	1	5	0

in a mid-

week game at Georgia (4/14).

2009

Played in 29 games on the season, making six starts at second base ... Had one home run and four RBI ... was a perfect 2-for-2 in stolen base attempts ... Collected the first hit of his career with an RBI single against Rutgers in the last game of the two-game series against the Scarlet Knights (2/28) ... Hit his first home run in the ninth

inning of Tech's 18-2 win at Georgia State (4/15) ... Went 2-for-3 with a run scored in a 9-3 win over Georgia State in the NCAA Atlanta Regional (5/29).

High School

Four-year letterwinner for baseball coach Michael Shaheen at Wesleyan School ... Led Wesleyan to the state title in 2008 ... Named the Atlanta Journal-Constitution and Gwinnett County Player of the Year in 2008 ... Tabbed to the all-state first team in 2007 and 2008 and all-Gwinnett County squad in 2006, 2007 and 2008 ... Owns the Wesleyan career records for runs (161), home runs (42) and walks (72) ... Hit .495 with 15 HR, 48 R and a 1.011 slugging percentage his senior year at Wesleyan ... Earned two letters in diving and one in swimming for coach Colin Creel

A solid middle infielder with great defensive instincts ... Has surprising power and is very quick ... Will be a candidate to start at short-stop in 2011.

Named to the ACC Honor Roll in 2009 AND 2010.

2010

Played 18 games in the middle infield, making one start at second base ... Hit .294 with three runs, two doubles, two home runs and seven RBI ... Had just five hits, but carried a .765 slugging percentage ... Had 15 assists to just one error defensively ... Recorded his first hit of the season, a home run to left field against Mercer (3/24) ... Had a three-RBI double in the series finale against Duke (4/3) ... Belted a pinch-hit, two-run homer

WINN'S CAREER STATISTICS

Year	Avg	GP-GS	AB	R	H	2B	3B	HR	RBI	SLG%	BB	SO	OB%	SB-ATT	FLD%
2009	.207	29-6	29	6	6	0	0	1	4	.310	8	7	.378	2-2	.943
2010	.294	18-1	17	3	5	2	0	2	7	.765	2	6	.368	0-0	.958
TOTAL	.239	47-7	46	9	11	2	0	3	11	.478	10	13	.375	2-2	.948

at Wesleyan ... Finished 11th in the state in the 2005 diving championships and 12th in 2006 ... Also played two years of football for coach Bill Button.

Personal

Full name is Connor Thomas Winn ... Born June 25, 1990 ... Son of Phil and Susan Winn ... Uncle Larry Wanke was a quarterback for the New York Giants in the late '80s after playing collegiately at Pittsburgh ... Majoring in business management at Georgia Tech ... Lists his sister Madison as his biggest influence in life.



2011 Sophomores

CAREER HIGHS

Innings: 3.2, Georgia Southern, 2-22-11
Hits: 6, Georgia Southern (3.2 IP), 2-22
Runs: 5, Boston College (0.2 IP), 5-20-10
Earned Runs: 5, Boston College (0.2 IP), 5-20-10
Walks: 2, 4x, last vs. Georgia Southern (3.2 IP), 2-22
Strikeouts: 5, Kennesaw, 3-31-10

A polished pitcher with a moving fastball and a good break ... Has a lot of upside ... Served primarily in a setup roll out of the bullpen in his first season on the Flats.

Member of the 2010 ACC Honor Roll.

2010

Made 19 appearances on the season (one start) ... Recorded two saves ... Had 25 strikeouts in 26.2 innings ... Didn't allow any of his seven inherited base runners to score the entire year ... Struck out two batters in one inning of relief, making his first career appearance, in the second game of the series against Missouri State (2/20) ... Threw 3.0 shutout innings of relief at Georgia Southern (2/24), not allowing a single hit while recording the first save of his career ... Pitched one inning of relief, retiring all three batters faced on just nine pitches thrown against Xavier (2/27) ... Combined with Brandon Cumpton and Clay Dalton for the shutout ... Struck out

Luke BARD

RHP • R/R • 6-2 • 180 • 11-30-90 • Sophomore
Charlotte, N.C. • Charlotte Christian

38

HONORS, AWARDS and ORGANIZATIONS

2010 ACC Honor Roll

lotte Observer Player of the Week ... Offensive MVP in 2008 and 2009.

Personal

Full name is Luke Francis Bard ... Born Nov. 13, 1990 ... Son of Paul and Kathy Bard ... Has two older brothers ... Oldest, Daniel, was a standout pitcher at North Carolina and is currently a right-handed pitcher for the Boston Red Sox ... Brother Jared is a senior at the University of Richmond ... Father played at Tufts University and in the Orioles and Dodgers organizations ... Magna Cum Laude all four years of high school ... Intends to major in Management.

three in 1.0 inning against Rutgers (3/6) ... Pitched 2.0 innings of relief against No. 17 North Carolina, not allowing a hit while striking out one (3/26-27) ... Made his first career start, picking up a no-decision after going 3.0 limited innings against Kennesaw State (3/31) ... Allowed two runs on just one hit, striking out five against the Owls ... Recorded his second save of the season in 1.1 innings of relief against No. 20 Virginia Tech (4/25) ... Had a solid outing against NC State (5/1), tossing two no-hit innings while striking out two batters ... Worked an inning at the ACC Tournament against Virginia Tech (5/27), retiring all three batters faced.

High School

A three-sport standout at Charlotte Christian School as a four-year letterwinner in baseball

and football, and a two-year letterwinner in basketball for coach Shan Brown ... Two-year captain of baseball coach Gren Simmons ... Earned Louisville Slugger and National Christian School Athletic Association All-America honors as a senior ... Named North Carolina Independent Schools Athletic Association Player of the Year and Charlotte Weekly Player of the Year in 2009 after posting a perfect 10-0 record with 90 strikeouts and a 0.37 era ... Also hit .336 with four home runs at the plate ... Team posted a 30-3 record and finished the season ranked No. 13 in the nation (Baseball America) ... The three-time All-State and All-Conference performer helped his high school win two state championships (2007 and 2009) ... A highly-touted quarterback in high school, threw for 45 career touchdowns and ran for another 13 while leading his team to the 2009 state title ... Two-time Char-

BARD'S CAREER STATISTICS

Year	ERA	W-L	App.-GS	CG	SH	SV	IP	H	R	ER	BB	SO	B/Avg.	WP	HBP
2010	7.43	0-0	19-1	0	0	2	26.2	30	22	22	14	25	.278	5	4

CAREER HIGHS

Innings: 2.0, Duke, 4-2-10
Hits: 2, Duke (2.0 IP), 4-2-10
Runs: None
Earned Runs: None
Walks: 2, Maryland (1.0 IP), 3-20-10
Strikeouts: 2, 2X, last vs. Duke, 4-2-10

Clay DALTON

RHP • R/R • 6-2 • 193 • 12-27-90 • Sophomore
Kennesaw, Ga. • North Cobb

15

Regarded as a tough competitor ... A strike-thrower that moves very quick on the mound ... Could serve as a role guy out of the bullpen.

2010

Made five relief appearances while not allowing any runs (0.00 ERA) ... Had five strikeouts in 6.0 innings ... Gave up just five hits (.182

opponent batting average) on the season ... Made his first career appearance against Xavier (2/27), allowing just one hit in 1.0 inning of relief ... Pitched a scoreless inning at Maryland (3/20) ... Retired the side in one inning of relief at North Carolina (3/28) ... Tossed a career-high 2.0 innings against Duke (4/2) ... Yielded one hit in one inning against Georgia Southern (4/21).

High School

Four-year letterwinner for baseball coach Tom Callahan at North Cobb High School ... Tabbed all-state by the Atlanta Journal-Constitution in 2007 and 2008 ... All-National team member in 2009 ... Rated a top-50 prospect and alternate on the 18-under USA baseball team in 2008 ... Posted a 4-2 record with a 2.90 ERA and 48 strikeouts in 34 innings as a

senior ... Went 10-2 with a 2.10 ERA while fanning 89 batters in 2008 ... Struck out a career-high 15 batters against Woodstock High School in 2008 ... Guided North Cobb to the state semifinals in 2008 ... Member of the Warrior Athlete Leadership and Service Group at North Cobb.

Personal

Full name is Samuel Clay Dalton, but goes by "Clay" ... Born Dec. 27, 1990 ... Son of Ken and Sheryl Dalton ... Intends to major in Management.

DALTON'S CAREER STATISTICS

Year	ERA	W-L	App.-GS	CG	SH	SV	IP	H	R	ER	BB	SO	B/Avg.	WP	HBP
2010	0.00	0-0	5-0	0	0	0	6.0	4	0	0	5	5	.182	1	1

2011 Sophomores

CAREER HIGHS

At Bats: 2, Georgia, 4-14-10
Runs: 1, 4x, last vs. Ga. Southern, 4-21-10
Hits: 1, 3x, last vs. Ga. Southern, 4-21-10
RBI: None
Doubles: 1, Ga. Southern, 4-21-10
Triples: None
Home Runs: None
Total Bases: 2, Ga. Southern, 4-21-10
Stolen Bases: None

A hard-working middle infielder that earned a spot on the team after walking on in 2010... Doesn't possess a lot of flashy play but always seems to get an out ... played shortstop in high school but has the ability to play at second.

Named to the ACC Honor Roll in 2010.

2010

Saw limited action ... Batted .300 with four runs and a double in 14 games ... Reached base safely in his first two plate appearances, grabbing his first career hit on a single against Missouri State (2/20) ... Went 1-for-1 with a single and a run scored while pinch-hitting at Maryland (3/20) ... Recorded his first career double while scoring a run against Georgia Southern (4/21).

High School

Three-year letterwinner for baseball head

CAREER HIGHS

Innings: 7.0, Alabama, 6-6-10
Hits: 6, 2x, Virginia Tech (5.0 IP), 4-24-10
Runs: 7, St. John's (4.0 IP), 2-27-11
Earned Runs: 4, 2x, last vs. St. John's (4.0 IP), 2-27-11
Walks: 4, St. John's (4.0 IP), 2-27
Strikeouts: 7, Alabama (7.0 IP), 6-6-10

A highly-touted pitcher with a bright future at Georgia Tech ... Has great size, good upside and is a tough competitor ... Possesses a good fastball and slider with an excellent changeup ... A candidate to be one of the weekend starters in 2011 ... Had a terrific freshman year in 2010, mostly serving in a setup role out of the bullpen.

Rated the No. 2 prospect in the 2010 Coastal Plain Summer League by Baseball America ... Selected in the 45th round of the 2009 Major League Baseball Draft by the Atlanta Braves, but elected to enroll at Georgia Tech instead.

2010

Posted a 5-1 record and a 3.63 ERA in 19 appearances (three starts) ... Had 49 strikeouts in 52.0 innings, and held opponents to just a .209 batting average ... Went 3-0 against conference foes with relief wins over Wake Forest, No. 4 Virginia and Boston College ... Georgia Tech was 2-0 in his three starts ... Made two relief appearances of 6.0 or more

Sam

DOVE

IF • R/R • 6-1 • 170 • 11-27-90 • Sophomore
 Brentwood, Tenn. • Brentwood Academy

31


coach Buddy Alexander at Brentwood Academy ... Earned 2009 Louisville Slugger All-America Honorable Mention honors ... 2009 TBCA all-state and all-region ... 2008 TSWA all-state and TBCA all-region ... Helped Brentwood win back-to-back Div. II AA State Titles in 2008 and '09 ... Held a career batting average of .496 with 34 RBI and four home runs ... Also stole 29 bases ... The shortstop was named Mid-State MVP and all-region.

Personal

Full name is Samuel Kerry Dove ... Born Nov. 27, 1990 ... Son of Kerry and Cindy Dove ... Has five relatives that played collegiate sports ... Great, Uncle Ben Fendley, is a Hall of famer at Austin Peay State University (Football and Baseball, 1947-'50) ... Held a 4.0 GPA all four years of high school ... Intends to major in

Polymer, Textile and Fiber Engineering.

**HONORS, AWARDS
and ORGANIZATIONS**
 2010 ACC Honor Roll



DOVE'S CAREER STATISTICS

Year	Avg	GP-GS	AB	R	H	2B	3B	HR	RBI	SLG%	BB	SO	OB%	SB-ATT	FLD%
2010	.300	14-0	10	4	3	1	0	0	0	.400	2	4	.533	0-0	.900

Buck

FARMER

RHP • L/R • 6-3 • 227 • 2-20-91 • Sophomore
 Conyers, Ga. • Rockdale County

30

innings ... Allowed just two earned runs (1.69 ERA) in his final three appearances (10.2 innings) of the season ... Did not record a decision in first career start on Feb. 23, striking out four in 5.0 innings against Georgia Southern ... Recorded his first career win in 4.0 innings of relief against Wake Forest (3/14), holding the Deacons to no runs on just two hits ... Improved to 2-0 in a midweek start (5.0 IP) against Mercer (3/24) ... Struck out a career-high six batters in 6.0 innings of emergency relief against No. 4 Virginia (4/10), holding the Cavaliers to just one run on four hits ... Pitched a scoreless eighth inning of relief in a setup appearance against No. 16 Clemson (4/17) ... Improved to 4-1 after holding Georgia Southern to just two runs (3.0 IP) in his third start of the season (4/21) ... Picked up the win after allowing just one hit in 2.2 innings of relief against Boston College (5/21)

... Pitched a shutout inning at the 2010 ACC Tournament against NC State (5/28) ... Tossed a career-high 7.0 innings of relief, striking out seven and allowing just two earned runs in the NCAA Regional final against Alabama (6/6) ... Did not issue any walks to the Crimson Tide.

High School

Four-year letterwinner and three-year captain under head coach Casey Martin at Rockdale County High School ... Tabbed All-State, All-District and All-Area all four years of high school (2006-2009) ... Posted a 2.02 ERA as a senior and 1.50 ERA as a junior ... Batted .468 at the plate in 2009 and .443 in 2008 ... Holds the Rockdale single-game strikeout record with 22 against Dacula High School in 2008 ... Named MVP of the 2008 Connie Mack World

HONORS, AWARDS and ORGANIZATIONS

2010 Coastal Plains No. 2 Pro Prospect
 2009 MLB Draft Pick (45th Round)

Series ... Led his East Cobb Yankees team to the title ... 2008 MVP of the World Wood Bat Championships ... Participated in the Georgia North-South All-Star game.

Personal

Full name is George Runie Farmer ... Nicknamed "Buck" ... Born Feb. 2, 1991 ... Son of Warren and Rose Farmer ... Has two siblings ... Brother Mitchell played on the Georgia Southern baseball team as a freshman ... Intends to major in Management.

FARMER'S CAREER STATISTICS

Year	ERA	W-L	App-GS	CG	SH	SV	IP	H	R	ER	BB	SO	B/Avg.	WP	HBP
2010	3.63	5-1	19-3	0	0	0	52.0	39	25	21	18	44	.204	5	6



2011 Sophomores

Brandon THOMAS

OF • S/R • 6-3 • 200 • 2-7-91 • Sophomore
Atlanta, Ga. • Pace Academy

6

HONORS, AWARDS and ORGANIZATIONS

2010 FCSL No. 1 Pro Prospect
2010 ACC Honor Roll
2009 MLB Draft Pick (37th Round)

in '08 ... Also played guard on his high school basketball team.

Personal

Full name is John Brandon Thomas ... Born Feb. 7, 1991 ... Son of John and Patti Thomas ... Nephew of Jim Thomas, an All-American and three-time tennis national champion at Stanford ... Enjoys playing the guitar in his free time ... Intends to major in Management.

CAREER HIGHS

At Bats: 5, UNC, 3-28-10; Kent State, 2-19-11
Runs: 3, Mercer, 3-24-10
Hits: 3, Georgia Southern, 2-22-11
RBI: 4, North Carolina, 3-28-10
Doubles: 1, 6X, last vs. St. John's, 2-26-11
Triples: 1, 3X, last vs. Clemson, 4-16-10
Home Runs: None
Total Bases: 4, Mercer, 3-24-10; Georgia Southern, 2-22-11
Stolen Bases: 1, 7X, last vs. Ga. Southern, 2-22-11

A very talented and hard-working player with a strong arm and tremendous upside ... Has excellent speed and can hit from both sides of the plate ... Gained a lot of experience as a part-time starter in the outfield in 2009 ... Played in the 2010 Florida Collegiate Summer League under former New York Mets World Series winning manager Davey Johnson.

Named the 2010 Florida Collegiate Summer League Top Pro Prospect by Baseball America ... Named to the 2010 ACC Honor Roll ... Selected in the 37th round of the 2009 Major League Baseball Draft by the Colorado Rockies, but elected to enroll at Georgia Tech instead.

2010

Played in 32 games and made 24 starts - 23 in left field and one at DH - Batted .262 with 18 runs, four doubles, three triples and 13 RBI ... Was 5-for-6 in stolen base attempts ... Went 2-for-2 in his first two career at-bats, after entering the game late in a 20-3 win over Missouri State (2/20) ... Had a pinch-hit single against Xavier (2/27) ... Made his first career start in the second game against Maryland, picking up two hits including his first career double (3/20) ... Started his first game in left field going 1-for-2 with three runs scored against Mercer (3/23) ... Was 2-for-3 with a double, triple and his first career RBI the next day against the Bears (3/24) ... Collected two hits and a career-high

four RBI in a comeback win over No. 17 North Carolina in the series finale ... His two-RBI triple sparked a five-run ninth inning rally for the Jackets ... Had three hits, a triple and four RBI in the series against No. 16 Clemson (4/16-18).

High School

Four-year letterwinner at Pace Academy for head coach Charlie Owens ... Switch-hitting outfielder was named to the 2009 Baseball Clearinghouse National Team ... Two-time All-Region member ... Helped Pace win the 2007 CABA State Championship ... Named MVP of the state tournament ... 2007 and '08 Offensive Player of the Year for the East Cobb Yankees Club team ... hit .412 in '07 and .407

THOMAS' CAREER STATISTICS

Year	Avg	GP-GS	AB	R	H	2B	3B	HR	RBI	SLG%	BB	SO	OB%	SB-ATT	FLD%
2010	.262	32-24	84	18	22	4	3	0	13	.381	18	31	.385	5-6	1.000

2011 Freshmen

Chase Butler

3B • R/R • 5-10 • 202 • 9-23-91
Freshman • Rome, Ga.
Darlington School

14



A hard-working competitor with a precise arm and good fielding ability... Has gap power ... Could see a lot of playing time at third base in 2011.

High School

Three-sport star in football, basketball and baseball at the Darlington School in Rome, GA... Four-year letterwinner and three-year captain as an infielder and pitcher under head coach Chad Woods... Named Rome-Tribune Co-Player of the Year as a junior in 2009 along with current Yellow Jacket Mott Hyde ... Named Region Player of the Year and a member of Georgia Dugout Club All-State as a junior in 2009... Named All-Region and All-State as a senior in 2010 after batting .530 with 10 home runs and 32 RBIs... Played for the prestigious East Cobb Yankees program under head coach James Beavers... Also a two-year letterwinner and one-year captain of the football team as a middle linebacker under coach Tommy Arha... Named to All-State team, All-Area team, and Defensive Player of the Year as a senior in

2010... Posted 19 tackles in one game during his senior year... Also played one season and won a letter as a small forward in basketball under head coach Jim Van Es.

Personal

Full name is Chase McKenzie Butler... Born Sep. 23, 1991 in Rome, GA... Son of Rhett and Lisa Butler... Enjoys riding dirt-bikes in spare time... Has an older brother, Ben, and a younger brother, Brad... Intends to major in Management.

Alex Cruz

3B/C • R/R • 6-1 • 198 • 7-29-92
Freshman • Woodstock, Ga.
Blessed Trinity Catholic

22



A very good defender that can play multiple positions in the infield ... Spent some time behind the plate in the fall and in preseason because of lack of depth at the position.

High School

Four-year letterwinner and one-year captain at Blessed Trinity for head coach Andy Harlin... Named to Under Armour All-America team in 2010... Named to the GHSA All-State team in 2010... Posted a .520 batting average with 11 home runs, 24 doubles and 52 RBIs... Four-time Fulton County Player of the Week... Played for East Cobb Braves program over the summer.

Personal

Full name is Alexander Otoniel Cruz... Born July. 29, 1992 in Hollywood, FL... Son of Rafael and Lucrecia Cruz... Has four older siblings, Raphy, Linette, Christian and Luis... Also enjoys playing basketball and swimming... Intends to major in Management.

2011 Freshmen

Mitch EARNEST

C • R/R • 6-1 • 195 • 10-14-91

Freshman • Atlanta, Ga.

Lakeside HS

29



A hard-working catcher that made the team as a walk-on in the fall ... Decided to attend Georgia Tech just two weeks prior to move in day ... Will serve as the No. 3 catcher for the 2011 season, but could see a good amount of playing time in his first season.

High School

Three-year letterwinner at Lakeside High School under head coach Bill Newsome... Named 2nd-team All-County in Dekalb as a junior in 2009... Named All-County and All-State in 2010 after hitting .374 with 6 home runs and 32 RBIs.

Personal

Full name is Thomas Mitchell Earnest... Born Oct. 14, 1991 in Atlanta, GA... Son of Tom and Terracer Earnest... Has a younger brother, Brad... Intends to major in Management.

Zane EVANS

C/RHP • R/R • 6-3 • 208 • 11-29-91

Freshman • Roswell, Ga.

Roswell HS

10



A good defensive catcher with a strong arm and plus body ... Has gap power ... Will start as the No. 1 everyday catcher as a freshman in 2011 ... The first catcher to do so at Georgia Tech since Jason Varitek in 1991.

High School

Four-year letterwinner and two-year captain under head coach Mike Power at Roswell High School ... Named 2010 MVP for the Hornets ... Set high school's record for most RBIs in a season ... Posted a 2.30 ERA and a 6-1 record as a senior ... Also batted .420 with eight home runs and 45 RBI in 2010 ... Earned All-Region honors in 2009 and 2010 ... Named an Under Armour Pre-season All-American in 2010 ... Participated in North-South East-West Top 96 Baseball Tournament ... Was also the Connie Mack Home Run Derby Runner-up in 2010.

Personal

Full name is Zane Christopher Evans ... Born Nov. 29, 1991 in Atlanta, GA... Son of Tod and Ellena Evans ... Has an older brother, Zach ... Uncle, Ed Barney, played baseball for the Cincinnati Reds ... Also enjoys golfing and fishing ... Intends to major in Management.

Matthew GRIMES

RHP • R/R • 6-6 • 194 • 9-4-91

Freshman • Hoschton, Ga.

Mill Creek HS

25



A highly-touted pitcher with a powerful arm and great upside ... The 20th-ranked prospect in Georgia and top 250 in the nation, according to Perfect Game Crosschecker.

Selected by the Chicago White Sox in the 4th round of the 2010 MLB Draft ... One of six Georgia Tech freshmen drafted in the same class.

High School

Played four years, including winning three letters, at Mill Creek High School under head coach Doug Jones... Named Gwinnett County Pitcher of the Year following 2010 senior campaign... One of just four pitchers in Gwinnett County history to have 100 strikeouts in a single season... Posted a 1.32 ERA his senior year for the Hawks... Also played 2 seasons, winning one letter, as a center on the Mill Creek basketball team under head coach Phil Bollier.

HONORS, AWARDS and ORGANIZATIONS

2010 MLB Draft Pick
(White Sox, 4th Round)

Personal

Full name is Matthew Damon Grimes... Born Sep. 4, 1991 in Snellville, GA... Son of Damon and Maryanne Grimes... Has an older sister, Brittany, who is a senior at Georgia Tech... Father Damon played basketball for Western Kentucky... Intends to major in Management.

Mott HYDE

SS • R/R • 5-10 • 189 • 3-10-92

Freshman • Calhoun, Ga.

Calhoun HS

3



HONORS, AWARDS
and ORGANIZATIONS
2010 MLB Draft Pick
(Blue Jays, 44th Round)

Comes to Tech as one of the top prep middle infielders in the country ... Hyde is very athletic with plus actions and a very strong arm ... Has gap power ... The top candidate to start at shortstop in his first season.

Selected by the Toronto Blue Jays in the 44th round of the 2010 MLB Draft ... One of six Georgia Tech freshmen drafted in the same class.

High School

Two-sport star in baseball and basketball at Calhoun High School... Four-year letterwinner in baseball as a shortstop, including two years as team captain for coach Chip Henderson... The 10th-rated recruit in Georgia and a top-100 recruit in the nation according to Perfect Game ... Member of the 2010 state baseball championship team... Named a member of the 2010 All-State team ... Was the Rome-Tribune Co-Player of the Year in 2009 with current Yellow Jacket Chase Butler,

and outright Player of the Year in 2010... Hit for a .547 batting average with 20 home runs and 67 RBIs his junior year in 2009... Put together a stretch of hitting five home runs in five consecutive at-bats... In 2010, hit .464 with 16 home runs and 57 RBIs as a senior... Spent a summer as member of prestigious East Cobb Yankees program... Also a three-year letterwinner and one-year team captain as a guard on the basketball team under coach Casey Baxter... Named to All-Area team as a senior.

Personal

Full name is Daniel Mott Hyde... Born Mar. 10, 1992 in Saudi Arabia... Son of Lamar and Esmi Hyde... Enjoys juggling... Has an older brother who goes by J.B. (John Barry)... Father Lamar started one of the first carpet companies in Saudi Arabia... Intends to major in Management.

2011 Freshmen

Dusty ISAACS

RHP • R/R • 6-0 • 182 • 8-7-91

Freshman • Lebanon, Ohio
Lebanon HS

28



A great athlete who has pitch ability and great upside ... Has a great fastball and a really good breaking ball ... Was very impressive in the fall ... Could serve as a midweek starter or a reliever out of the bullpen in his first season.

Selected by the Pittsburgh Pirates in the 50th round of the 2010 MLB Draft ... One of six Georgia Tech freshmen drafted in the same class.

High School

Three-year letterwinner at Lebanon High School under coach Lee Day... Named to the Under Armour Preseason All-America team as a senior in 2010 ... Named the 2010 GWOC South Player of the Year... Named Buckeye Scout No. 9 Player in Ohio... Also named to the Perfect Game Top 300 list of high school prospects in the nation... Holds career record in RBI and stolen bases... Also was a three-

HONORS, AWARDS and ORGANIZATIONS

2011 MLB Draft Pick
(Pirates, 50th Round)

year standout quarterback in football... Served as team captain his senior year ... Led the state of Ohio in passing yards in 2009... Holds school record for all-time passing yards ... Played two seasons as a guard in basketball.

Personal

Full name is Dustin Allen Isaacs... Born Aug. 7, 1991 in Kettering, OH... Son of Roy and Lois Isaacs... Has an older sister, Lindsey, and a younger brother, Corey... Cast member of the musical "Annie" during senior year of high school... Intends to major in Management.

Conner Kendrick

LHP • L/L • 5-11 • 172 • 8-19-1992

Freshman • Sharpsburg, Ga.
Northgate HS

42



One of three freshman lefties on the 2011 roster ... Could serve in a bullpen role to face lefties in his first season.

High School

Played four years and was a three-year letterwinner, including one year as team captain, at Northgate High School under head coach Greg Hamilton... Member of 2008-2009 state championship team as a junior... That season, he hit .480 with seven home runs while putting up an 11-1 record as a pitcher... As a senior in 2010, named best offensive player, best pitcher, and team MVP... Named All-County and All-State after hitting .450 with four home runs, and posting a 15-1 record on the mound in 2010... Also kept a 4.0 GPA throughout high school and was named to

the honor roll.

Personal

Full name is Conner Ryan Kendrick... Born Aug. 18, 1992 in Newnan, GA... Son of Clay and Tracy Kendrick... Has an older brother, Catlan... Brother Catlan plays baseball at Kennesaw State and was a 49th round pick of the Texas Rangers in 2009... Intends to major in Management.

Paul KRONENFELD

OF/1B • L/R • 6-2 • 202 • 9-27-91

Freshman • Greensboro, N.C.
Woodberry Forrest (Va.)

20



A tall and athletic outfielder ...

High School

Three-year letterwinner, including one year as team captain, at Woodberry Forest under head coach Henry Heil... Three-time All-Prep (2008, 2009, 2010) and two-time All-State (2009, 2010) selection... Named 2010 Woodberry Forest team MVP after senior campaign... Set the Tigers' all-time season records in home runs (15), batting average (.508), and RBIs (29), as well as career records in batting average (.460) and RBIs (81).

Personal

Full name is Paul Alan Kronenfeld... Born Sep. 27, 1991 in Greensboro, NC... Son of Mark and Debbie Kronenfeld... Has an older brother David and two older sisters, Lauren and Anna... Sister Anna is a collegiate gymnast for NC State... Also enjoys playing basketball... Intends to major in Management at Tech.

Brad MARKEY

RHP • S/R • 5-10 • 179 • 3-3-92

Freshman • Bel Air, Md.
C. Milton Wright HS

13



Comes to Tech after a standout prep career in the talent rich Baltimore area ... A strike-thrower that has a great fastball and a good breaking ball ... Could make a lot of appearances out of the bullpen in his first season ... Really impressed the coaching staff in the fall and in preseason.

High School

Four-year letterwinner and two-year captain under head coach Tony Blackburn at C. Milton Wright High School... Was a member of the 2010 State Championship team with the Mustangs... Named Baltimore Sun Player of the Year and a first team All-American by Louisville Slugger following senior year... Also named a USA Today Second Team All-American... Threw a no-hitter in the state playoffs in 2010, and was one error away from a perfect game... Spent summer of 2010 playing in Cal Ripken League for Youse's Maryland Orioles.

Personal

Full name is Bradley Stephen Markey... Born Mar. 3, 1992 in Baltimore, MD... Son of Stephen and Tammy Markey... Has two older sisters, Ann and Tara... Intends to major in Management.

2011 Freshmen

Daniel PALKKA

1B/LHP/OF • L/L • 6-1 • 218 • 10-28-91

Freshman • Lyman, S.C.
Greer HS

32



Comes to Tech as one of the top prep standouts in South Carolina ... A talented two-way player that will contribute immediately in his first season ... Has plus-power to all fields and will hit in the middle of the Tech order ... Rated as the No. 2 prospect in South Carolina and among the top 100 in the nation according to Perfect Game Crosschecker.

Selected by the Philadelphia Phillies in the 19th round of the 2010 MLB Draft ... One of six Georgia Tech freshmen drafted in the same class.

High School

Five-year letterwinner and one-year captain at Greer High School under head coach Bob Massullo... Named to the Rawlings and Under Armour All-America teams in 2010... A two-time all-state (2009, 2010) and four-time all-area member (2007, 2008, 2009, 2010)...

HONORS, AWARDS and ORGANIZATIONS

2010 MLB Draft Pick
(Phillies, 19th Round)

Threw two no hitters in high school... In 2010, hit .470 with 14 home runs and 32 RBIs while posting a 1.80 ERA on the mound.

Personal

Full name is Daniel Bennett Palka... Born Oct. 28, 1991 in Greer, SC... Son of Michael and Denise Palka... Has an older brother, Matthew, and an older sister, Vanessa... Grandfather Eugene Palka played two seasons in Baltimore Orioles organization... Intends to major in Business Management.

Jonathan ROBERTS

RHP • R/R • 6-2 • 192 • 6-8-92

Freshman • Fayetteville, Ga.
Landmark Christian

27



A talented pitcher that could serve as a mid-week starter or a close in his first season ... Regarded by his teammates and coaches as one of the strongest players on the team.

High School

Four-year letterwinner at Landmark Christian in Fairburn, GA under head coach Phil Williams... Landmark was the state runner-up team in 2008 and 2009... Named the 2009 Georgia Dugout Club Player of the Year ... Earned all-region honors in 2009 and 2010 ... Posted a 10-1 record with 83 strikeouts and a 1.26 ERA his senior season ... Held opponents to a .152 batting average in 61 innings in 2010.

Personal

Full name is Jonathan David Roberts... Born July. 8, 1991 in Atlanta, GA... Son of David and Janet Roberts... Has an older sister, Emily... Great uncle Mickey Babb played football for Georgia from 1961-1963 (All-SEC in 1962) and the Philadelphia Eagles in 1964... Intends to major in Mechanical Engineering.

DeAndre SMELTER

RHP/OF • R/R • 6-3 • 225 • 12-3-91

Freshman • Macon, Ga.
Tatnall Square Academy

21



HONORS, AWARDS and ORGANIZATIONS

2010 MLB Draft Pick
(Twins, 14th Round)

A talented player that will start in the outfield and pitch in his first season ... Has a pro-athletic body and plus power at the plate ... A strike-thrower that has a fast break and a good change ... Very good at challenging hitters ... Was also heavily recruited as a football player in high school.

Selected by the Minnesota Twins in the 14th round of the 2010 MLB Draft.

High School

Three-sport standout at Tatnall Square Academy in football, basketball and baseball... Four-year letterwinner and two-year captain in baseball under head coach Joey Hiller... Named a Louisville Slugger All-American in 2010 and Aflac All-American in 2009 ... Led Tatnall Square to the State Title in 2008 and 2009 ... Earned all-region and all-state honors

in three-straight years (2008, 2009, 2010)... Named Macon Telegraph Player of the Year in 2008 and 2010... Threw two no-hitters in his career, one as a junior and one as a senior... Posted a 9-2 record with a 0.92 ERA on the mound while hitting 10 home runs at the plate during senior season in 2010... Spent summer as a member of prestigious East Cobb Yankees program under head coach James Beavers... In basketball, he was named the Georgia Independent Schools Association (GISA) Player of the Year in 2008 and 2010, while earning all-state honors from 2007-2010... In football, was all-state in 2007 and 2008, as well as the GISA player of the year in 2008 and 2009 ... Holds Tatnall Square single-season and career record for INT's, and career records for receiving yards.

Personal

Full name is DeAndre Tremaine Smelter... Born Dec. 3, 1991 in Macon, GA... Son of Vincent and Cora Smelter... Has three brothers, Charles, Chris and Corey... Father Vincent played basketball for Eastern Illinois... Intends to major in Business Management.

Devin STANTON

LHP • R/L • 6-0 • 199 • 1-7-92

Freshman • Lilburn, Ga.
Wesleyan HS

41



One of three freshman left-handed pitchers on the roster ... Missed the fall recovery from an injury but is now healthy ...

High School

Two-sport athlete as a free safety in football and a pitcher in baseball for Wesleyan... Three-year letterwinner and two-year captain for baseball under coach Mike Shaheen... Member of the three-time State Champion Wolves team (2008, 2009, 2010)... Gwinnett Daily Post Pitcher of the Year in 2009... Also named to All-Gwinnett County team three times (2008, 2009, 2010)... Put up a 23-2 record and a 1.68 ERA with 250 strikeouts in 160 innings pitched over his career... Member of East Cobb Yankees program... A two-time All-Region member in football (2008, 2009) ... Helped Wesleyan win the 2009 football State Championship.

Personal

Full name is Devin Ross Stanton... Born Jan. 7, 1992 in Lawrenceville, GA... Son of Dale and Judy Stanton... Has an older brother, Durk, and a younger sister, Kelsie... Intends to major in Management.


2011 Freshmen

Chris TRIPLITT

SS/2B • R/R • 5-11 • 185 • 5-12-92

Freshman • Fayetteville, Ga.
Sandy Creek

4



A versatile player that can play any position in the infield ... Labeled by his coaches as a great athlete and a very hard worker ... Rated the No. 17 prospect in Georgia and No. 126 in the nation according to Perfect Game Crosschecker.

Selected by the Detroit Tigers in the 47th round of the 2010 MLB Draft ... One of six Georgia Tech freshmen drafted in the same class.

High School

Three-year letterwinner at Sandy Creek High School under head coach Eddie Householder... Named team MVP in 2007 and winner of the Coaches Award in 2008... Also named to First Team All-County in 2008... Hit a home run measured at 480 feet in July of 2010... Hit for the cycle against Mays High School in April of 2010 ... Played summer ball for the MGBA Nationals ... Attended the same high school

HONORS, AWARDS and ORGANIZATIONS

2010 MLB Draft Pick
(Tigers, 47th Round)

as former Tech football all-American and current Detroit Lions receiver Calvin Johnson.

Personal

Full name is Christopher Evander Triplett... Born May 12, 1992 in Charleston, SC... Son of Christopher and Debra Triplett... Has a younger brother, Chancellor... Close family friend Katrina McClain played for Team USA Women's Basketball in Seoul (1988), Barcelona (1992) and Atlanta (1996)... Enjoys photography... Intends to major in Management.

Colby WREN

1B • R/R • 5-10 • 209 • 4-23-91

Freshman • Peachtree City, Ga.
Landmark Christian

26



A very good hitter with gap power ... Played well in the fall during the White & Gold World Series.

High School

Four-year letterwinner and two-year captain under head coach Phil Williams at Landmark Christian School ... Member of 2010 Region Championship team as a senior... Also a member of 2008 and 2009 State Runner-up teams as a sophomore and junior... All-State selection in 2010, All-Region selection in 2009, and 2008 All-Region Honorable Mention by GHSA... Participated in 2010 High School All-Star Game after hitting .390 with 12 home runs and 45 RBIs during the season... Had three multi-home run games in 2010... Spent summer playing at the Atlanta Baseball Academy... Also played two years for Landmark Christian football team under coach Kenny Dallas... Named to Honor Roll

and was a member of the Chess Club in high school.

Personal

Full name is Colby Franklin Wren... Born Apr. 23, 1991 in West Palm Beach, FL... Son of Frank and Terri Wren... Twin brother Kyle Wren is also a member of the Yellow Jackets baseball team as an outfielder... Also has a younger brother, Jordan... Father Frank is the General Manager for the Atlanta Braves and spent five seasons in the minor leagues in the Montreal Expos organization... Uncle Jeff played baseball and football at Liberty University and currently serves as a scout for the Atlanta Braves... Intends to major in Business Management.

Kyle WREN

OF • L/L • 5-9 • 158 • 4-23-91

Freshman • Peachtree City, Ga.
Landmark Christian

8



A very athletic and quick leadoff type hitter ... The fastest player on the team ... Has plus instincts in the outfield ... Will start in centerfield as a freshman.

High School

Four-year letterwinner and four-time All-Region selection under head coach Phil Williams at Landmark Christian School ... Member of 2010 Region Championship team as a senior... Also a member of 2008 and 2009 State Runner-up teams as a sophomore and junior... Three-time All-State selection (2008, 2009, 2010)... Named the region Player of the Year in 2008 after putting up a .549 batting average with 16 doubles, seven triples, and two home runs... Finished career ranked 2nd on the Georgia all-time hits list with 196 career hits... Put up a career .455 batting average in high school... Spent summer playing for the prestigious East Cobb program as a member of the East Cobb Braves... Also played two years as a wide receiver on the Landmark Christian football team under

coach Kenny Dallas... Named to Honor Roll in High School.

Personal

Full name is Kyle Patrick Wren... Born Apr. 23, 1991 in West Palm Beach, FL... Son of Frank and Terri Wren... Twin brother Colby Wren is also a member of the Yellow Jackets baseball team as a first baseman... Also has a younger brother, Jordan... Father Frank is the General Manager for the Atlanta Braves and spent five seasons in the minor leagues in the Montreal Expos organization... Uncle Jeff played baseball and football at Liberty University and currently serves as a scout for the Atlanta Braves... Intends to major in Business Management.

SURVEYING THE PLAYERS

Best Leader

Player.....	Votes
Kevin Jacob	12 (39.4 %)
Jed Bradley	12 (36.4 %)
Taylor Wood.....	3 (9.1 %)
Jacob Esch.....	2 (6.1 %)
Matt Skole.....	2 (6.1 %)



Most Likely To Surprise

Player.....	Votes
Dusty Isaacs	12 (36.4 %)
Daniel Palka.....	8 (24.2 %)
Buck Farmer	4 (12.1 %)
Kyle Wren.....	2 (6.1 %)
DeAndre Smelter	1 (3.0 %)



Most Athletic

Player.....	Votes
DeAndre Smelter	27 (81.8 %)
Mark Pope.....	3 (9.1 %)
Luke Bard	23 (6.1 %)
Taylor Wood.....	1 (3.0 %)



Hardest Worker

Player.....	Votes
Jed Bradley	16 (50.0%)
Kevin Jacob	7 (21.9%)
Brandon Thomas	2 (6.3%)
Chris Triplett.....	2 (6.3%)
Mark Pope.....	2 (6.3%)



Most Likely To Star In MLB

Player.....	Votes
Jed Bradley	18 (56.3%)
Mark Pope.....	5 (15.6%)
Daniel Palka.....	3 (9.4%)
Jake Davies.....	2 (6.3%)



Fastest

Player.....	Votes
Kyle Wren.....	22 (59.5%)
Brandon Thomas	11 (29.7%)
Connor Winn	2 (5.4%)
DeAndre Smelter	1 (2.7%)



Strongest

Player.....	Votes
Connor Winn	15 (45.5%)
DeAndre Smelter	9 (27.3%)
Evan Martin.....	3 (9.1%)
Brandon Thomas	2 (6.1%)
Jed Bradley	2 (6.1%)



Best Singer

Player.....	Votes
Paul Kronenfeld	17 (51.5%)
Alex Cruz	4 (12.1%)
John Roberts.....	4 (12.1%)
Jake Davis.....	3 (9.1%)
Colby Wren.....	2 (6.1%)



Best Dancer

Player.....	Votes
Chris Triplett.....	13 (39.4%)
Jake Davies	9 (27.3%)
Clay Dalton	2 (6.1%)
Colby Wren.....	2 (6.1%)
Kyle Wren.....	2 (6.1%)



Strongest Accent

Player.....	Votes
Buck Farmer	8 (25.8%)
Conner Kendrick.....	6 (19.4%)
Jarrett Didrick.....	6 (19.4%)
Chase Butler	5 (16.1%)
Jacob Esch.....	2 (6.5%)



Could Play For Paul Johnson's Football Team

Player.....	Votes
DeAndre Smelter	23 (69.7%)
Luke Bard	2 (6.1%)
Daniel Palka.....	1 (3.0%)
Kyle Wren	1 (3.0%)
Matt Skole	1 (3.0 %)



Would Not Want To Fight

Player.....	Votes
DeAndre Smelter	13 (40.6%)
No One	4 (12.5%)
Conner Kendrick.....	2 (6.3%)
Ben McKinney.....	2 (6.3%)
Colby Wren.....	2 (6.3%)



GEORGIA TECH BASEBALL



Front Row (Left to Right): Kyle Wren, Brad Markey, Devin Stanton, Dusty Isaacs, Alex Cruz, Chase Butler, Conner Kendrick, Mott Hyde, Jonathan Roberts, Paul Kronenfeld, Mitch Earnest.
 Second Row: Zane Evans, DeAndre Smelter, Video Manager Josh Smith, Strength Coach Steve Tamborra, Assistant Coach Tom Kinkelar, Head Coach Danny Prince, Volunteer Assistant Coach Rick Rembielak, Walter Smith, Director of Operations Nick Scherer, Daniel Palka, Chris Triplett.
 Third Row: Sam Dove, Jarrett Didrick, Clay Dalton, Ben McKinney, Evan Martin, Connor Winn, Luke Bard, Jake Davies, Brandon Thomas, Buck Farmer, Colby Wren.
 Back Row: Jeff Usseery, Mark Pope, Jed Bradley, Taylor Wood, Kevin Jacob, Matt Skole, Jacob Esch, Zach Brewster, Matthew Grimes.

MEET THE JACKETS

DANNY HALL FILE

Full Name: Danny Jarrell Hall, II

Birthdate: November 27, 1954

Education: Bachelor's degree from Miami (Ohio), 1977; Master of administration degree from Miami (Ohio), 1979.

Playing Experience: Four-year letterwinner at Miami (1974-77); All-Mid-American Conference (1976-77); Team Co-Captain (1976-77); Led Miami to NCAA Regional Tournaments in 1974, 1977; Ninth-round draft choice by Oakland Athletics (1973).

Coaching Experience: Graduate Assistant Coach at Miami (Ohio), 1977-79; Assistant Coach at Michigan, 1980-87; Head Coach at Kent State, 1987-93; Head Coach at Georgia Tech, 1994-Present.

Joined Georgia Tech Staff:
December 7, 1993.

Having spent his entire coaching career involved with winning programs, Danny Hall's tenure at Georgia Tech has been his most successful, as he is the all-time winningest baseball coach in Yellow Jacket history with 737 victories at the school. He has led Tech to the NCAA Tournament on 15 occasions and guided the Yellow Jackets to the College World Series in 1994, 2002 and 2006, the only head coach in the program's storied history to reach the promised land of Omaha.

Since Hall took over the program, Georgia Tech has averaged 43.4 wins per season, the ninth-highest figure in the nation over the last 17 years. In the last decade alone he directed the Yellow Jackets to two College World Series appearances, three Atlantic Coast Conference Tournament titles (2000, 2003, 2005) and three ACC regular season championships (2000, 2004, 2005) while averaging 43 wins per season.

Since Hall's arrival at Georgia Tech in 1994, a staggering 92 Yellow Jackets have been selected in the Major League Baseball Draft a total of 103 times, while 43 MLB Draftees have chosen to attend Georgia Tech to play for the Yellow Jacket skipper. Eleven of his student-athletes have been selected in either the first or supplemental rounds, while he has coached

Danny HALL

**Head Coach • 737-328-1 (18th Year at Tech) 17
945-445-1 (24th Year Overall)**

46 players that have been taken in the first 10 rounds of the MLB draft.

Hall's no-nonsense, professional approach to baseball has given his players the fundamentals they need to be successful after leaving Georgia Tech, as is indicated in the number of his former players that have appeared on Major League rosters. Current major leaguers Brandon Boggs of the Texas Rangers, Marlon Byrd of the Chicago Cubs, Tyler Greene of the St. Louis Cardinals, Micah Owings of the Cincinnati Reds, Eric Patterson of the Boston Red Sox, Mark Teixeira of the New York Yankees, Jason Varitek of the Boston Red Sox and Matt Wieters of the Baltimore Orioles all played for the Yellow Jacket skipper. Since his first head coaching job in 1988, Hall has coached no fewer than 21 players that have appeared on Major League rosters.

The success of Hall's former players in professional baseball is molded by their accomplishments at Tech, as his Yellow Jacket teams have advanced to 15 NCAA Regionals in his 17 years at the school. Georgia Tech has posted 38 NCAA victories since his arrival in 1994, winning regionals in 1994, 2000, 2002, 2004, 2005 and 2006 and super regionals in 2002 and 2006. The Yellow Jackets have posted a .500 or better record in Atlantic Coast Conference play every year since his arrival, and have finished third or better in the league in 10 of his 17 seasons. Georgia Tech has been ranked as the top team in the country six times for a total of 22 weeks under Hall, and in five of the last 10 seasons.

In his first year at Georgia Tech, Hall guided an extremely talented and veteran unit with four All-Americans and three first-round draft choices to the brink of a national championship, Georgia Tech's first-ever appearance in the College World Series, and a 50-17 record. Hall was recognized by his American Baseball Coaches Association peers as Coach of the Year in the Atlantic region, and may have won the national honor if not for the unranked-to-national title season put together by Oklahoma's Larry Cochell. Three Yellow Jackets earned consensus first-team All-America recognition and those three players finished in the top three in the conference batting stats, a first in ACC history.

Hall guided Tech back to the NCAA's in 1995 and 1996 with teams dominated by freshmen and sophomores. His 1997 squad captured its first ACC regular season title in just his fourth year on the Flats and played in the NCAA Midwest Regional. In addition to earning his first ACC Coach of the Year accolade in 1997, the Yellow Jacket skipper was

HONORS, AWARDS and ORGANIZATIONS

2005 ACC Coach of the Year

2000 ACC Coach of the Year

1997 National Coach of the Year
(Sporting News)

1997 ACC Coach of the Year

1994 ABCA District III Coach of the Year

1993 MAC Coach of the Year

1992 MAC Coach of the Year

2007 Inducted into Miami Cradle of
Coaches Association


2005 Inducted into Kent State Athletic
Hall of Fame

1998 Inducted into Miami (Ohio)
Athletic Hall of Fame

2003-2004 President of the ABCA

2002-2003 Second Vice President of
the ABCA

1993-2001 Division I Coaches Chairman
of the ABCA



Head Coach Danny Hall

named the National Coach of the Year by The Sporting News, the first such honor for any Tech baseball coach.

After the Yellow Jackets failed to earn an NCAA Regional bid in 1999 for the first time since his arrival at Tech, Hall guided the Jackets to one of their most successful seasons in 2000 - capturing the ACC regular season and tournament championships in addition to the NCAA Atlanta Regional title. The team concluded the year with a 50-16 record, and Hall was tabbed the ACC's Coach of the Year for the second time in his career.

Following another 40-win season in 2001, the sixth since Hall took over the reins in 1994, the Yellow Jacket coach guided Tech to just its second College World Series appearance in 2002 by turning in one of the best coaching jobs of his career, leading a Tech team that included 17 freshmen and only three seniors back to Omaha. The Yellow Jackets swept through the NCAA Atlanta Regional and NCAA Atlanta Super Regional with a perfect 5-0 record before finishing fifth at the College World Series. They concluded the 2002 campaign with 52 victories, establishing a new school record for wins in a season.

Hall led Georgia Tech to its sixth ACC championship in school history, and second in four years under his direction, with an improbable run to the title in 2003. An early round loss, combined with weather issues, forced Tech to play a triple-header on the final day of competition, with Hall guiding the Yellow Jackets to a 10-6 win over North Carolina, a 10-7 win over Florida State and a 6-5, 10-inning victory over NC State to claim the title in the first triple-header sweep in league history.

In 2004, the Yellow Jackets captured their third ACC regular season title under Hall while the team made its fifth-straight NCAA appearance, and 10th since Hall's arrival on the Flats. Tech hosted a regional for the fourth time in five years, and advanced to a super regional for the third time since 2000.

From 2004-05, Hall directed Tech to an ACC-record 25-straight conference wins, and the Yellow Jacket skipper was awarded with his third ACC Coach of the Year award after guiding Tech to the 2005 ACC regular season and tournament titles.

Georgia Tech, which earned a top-eight national seed in the NCAA Tournament for the fourth-consecutive year, made its third-straight NCAA Super Regional appearance the following season and advanced to its third College World Series since Hall's arrival. Hosting an NCAA Regional for the fifth-straight year, Tech swept through the Regional and Super Regional with a perfect 5-0 record before ending the 2006 season in Omaha with a 50-10 overall record.

Hall became Georgia Tech's winningest coach in 2005, earning his 505th victory at the school March 27 at Miami. His Georgia Tech teams have posted a 652-294 (.689) record in 15 years and he owns a 860-411 (.677) record in his 21 seasons as a head coach. Hall has also led the Yellow Jackets to a 242-137 (.638) record in ACC regular season games.

HALL'S CAREER BREAKDOWN

Year	School	W-L-T	Pct.	W-L-T	Pct.	Place	Postseason
1978	Miami (Ohio)	35-14-0	.714	10-6-0	.625	4th	
1979	Miami (Ohio)	34-12-0	.650	13-3-0	.813	1st	MAC Champions
<i>(Graduate Assistant Coach, Miami (Ohio), Two years, 69-26, .726)</i>							
1980	Michigan	36-18-1	.664	14-2-0	.875	1st	Big 10 Champions, NCAA Mideast Champions, College World Series
1981	Michigan	41-20-0	.672	10-4-0	.714	*1st	Big 10 Champions, NCAA Mideast Champions, College World Series
1982	Michigan	44-10-0	.815	13-3-0	.813	*T1st	Third in Big 10 Tournament
1983	Michigan	50-9-0	.847	13-2-0	.867	*1st	Big 10 Champions, NCAA Mideast Champions, College World Series
1984	Michigan	43-20-0	.683	11-5-0	.688	*1st	Big 10 Champions, NCAA Mideast Champions, College World Series
1985	Michigan	55-10-0	.846	14-2-0	.875	*1st	Third in Big 10 Tournament, NCAA Regional
1986	Michigan	47-12-0	.797	13-3-0	.813	*1st	Big 10 Tournament Champions, NCAA Regional
1987	Michigan	52-12-0	.813	13-3-0	.813	*1st	Big 10 Tournament Champions, NCAA Regional
<i>(Assistant Coach, Michigan, Eight years, 368-111-1, .768) *Denotes Eastern Division Finish</i>							
1988	Kent State	27-25-0	.519	14-18-0	.438	6th	
1989	Kent State	26-24-0	.520	10-17-0	.370	8th	
1990	Kent State	35-18-0	.660	17-10-0	.629	3rd	
1991	Kent State	34-22-0	.607	19-11-0	.633	2nd	
1992	Kent State	45-13-0	.776	24-7-0	.774	1st	MAC Champions, NCAA South II Regional
1993	Kent State	41-15-0	.732	22-10-0	.688	T1st	MAC Co-Champions, NCAA South Regional
<i>(Head Coach, Kent State, Six years, 208-117, .640)</i>							
1994	Georgia Tech	50-17-0	.746	16-8-0	.667	T2nd	NCAA Midwest I Champions, College World Series Runner-up
1995	Georgia Tech	38-22-0	.633	16-8-0	.667	3rd	NCAA Mideast Regional
1996	Georgia Tech	40-24-0	.625	13-11-0	.542	T3rd	NCAA South II Regional Runner-up
1997	Georgia Tech	46-15-0	.752	19-4-0	.826	1st	ACC Regular Season champs, NCAA Mideast Regional
1998	Georgia Tech	41-22-0	.651	14-9-0	.609	2nd	NCAA Midwest Regional Runner-up
1999	Georgia Tech	38-20-0	.655	12-12-0	.500	5th	
2000	Georgia Tech	50-16-0	.758	18-6-0	.750	1st	ACC Regular Season & Tournament Champions, NCAA Super Regional
2001	Georgia Tech	41-20-0	.672	13-11-0	.542	4th	NCAA Athens Regional
2002	Georgia Tech	52-16-0	.765	14-9-0	.609	5th	NCAA Atlanta Regional & Super Regional Champs, College World Series
2003	Georgia Tech	44-18-0	.710	17-7-0	.708	2nd	ACC Tournament Champions, NCAA Atlanta Regional
2004	Georgia Tech	44-21-0	.677	18-5-0	.783	1st	ACC Regular Season Champions, NCAA Super Regional
2005	Georgia Tech	45-19-0	.703	22-8-0	.733	1st	ACC Regular Season & Tournament Champions, NCAA Atlanta Regional Champions, NCAA Atlanta Super Regional
2006	Georgia Tech	50-18-0	.735	19-11-0	.633	*3rd	NCAA Atlanta Regional & Super Regional Champs, College World Series
2007	Georgia Tech	32-25-0	.561	15-14-0	.517	*4th	
2008	Georgia Tech	41-21-0	.661	16-14-0	.533	*3rd	NCAA Athens Regional Runner-up
2009	Georgia Tech#	38-19-1	.664	17-10-1	.625	*2nd	NCAA Atlanta Regional Runner-up
2010	Georgia Tech	47-15-0	.758	21-6-0	.777	*2nd	NCAA Atlanta Regional Runner-up
<i>(Head Coach, Georgia Tech, 17 years, 737-328-1, .692 overall; 280-153-1, .646 in ACC) *Denotes Coastal Division Finish</i>							
<i>Overall Record as a Head Coach (23 years): 945-445-1 (.680)</i>							

Each of Hall's Tech teams has been powered by a potent offense, leading or finishing second in the ACC in batting or run production in 10 of his 16 years as the Yellow Jackets' head coach. Tech established a school record with a .342 team batting average in 2000, and then eclipsed that mark with a .347 clip the following season.

Hall has had 75 players earn all-conference honors in his 16 years, while his players have received 29 All-America nods since 1994. He has coached two National Players of the Year, two National Freshmen of the Year, one ACC Player of the Year, one ACC Pitcher of the Year and three ACC Rookies of the Year.

The Yellow Jacket head coach had a school-record 10 players selected in the 2005 Major League Baseball draft and matched that total just two years later when 10 more were selected in the 2007 MLB Draft. Over the last five years under Hall, Tech has had 43 players selected in the draft.

Hall's teams have been equally successful in the classroom, as 116+ student-athletes have been named to the ACC Honor Roll (with a 3.0 or higher grade point average) and seven have earned Academic All-America honors on nine occasions.



Head Coach Danny Hall

HALL'S ACCOMPLISHMENTS AT GEORGIA TECH

- Has won a school-record 737 games at Georgia Tech
- Has won 68 percent of his games to rank as the winningest baseball coach in Georgia Tech history
- Led Georgia Tech to its only three College World Series appearances in school history (1994, 2002 and 2006)
- Led Georgia Tech to 15 NCAA Regional appearances in 17 years, including NCAA Super Regional appearances in 2000, 2002, 2004, 2004 and 2006
- Coached the Yellow Jackets to ACC regular season titles in 1997, 2000, 2004, 2005; ACC Tournament championships in 2000, 2003 and 2005
- 33 All-America selections in 17 years
- 78 All-Atlantic Coast Conference players in 17 years
- 10 Academic All-Americans and eight additional All-District honorees
- 140 student-athletes named to the ACC Academic Honor Roll (a 3.0 GPA or higher)
- 24 players named to the All-ACC Academic Baseball Team in the last three seasons
- No. 1 national ranking during the 1994, 2000, 2001, 2003, 2005 and 2006 seasons
- No. 1 national ranked recruiting classes in 1999 and 2002
- 95 Tech players have signed professional baseball contracts in 16 years
- 19 Tech players have reached the Major Leagues since 1996
- School-record 52 wins in 2002
- Set Georgia Tech team record for batting in 2000 (.342) and again in 2001 (.347)
- Finished first or second in the ACC in batting or run production in 11 of the last 17 years
- Finished in the top three in the ACC regular season standings in 10 of the last 17 years

From a pair of conference titles and NCAA regional appearances as a player, through six Big Ten championships and four College World Series teams as an assistant coach, to two conference titles and a pair of NCAA regionals as a head coach, Hall was well-prepared for the task that faced him when he took over the reigns at Georgia Tech in December, 1993.


All of Hall's teams have been winners, and he has had a hand in developing some of baseball's best talent over his coaching career. Eighteen of his players at Kent State University were drafted by major league baseball organizations. The 55-year-old Hall came to the Flats after building a strong program in his six-year stint (1988-93) at Kent. Hall led the Golden Flashes to Mid-American Conference championships and bids to NCAA regionals in each of his last two seasons, compiling an 86-28 record during that time.

He forged a 208-117 (.640) record in his six years at Kent State, twice winning Mid-American Conference Coach of the Year honors. He also won more games than any other MAC school from 1989-93.

Before becoming a head coach, Hall served as an assistant coach at one of the nation's powerhouses - Michigan - where the Wolverines won the Big Ten six times and participated in seven NCAA regionals and four College World Series. During his tenure, Hall coached future major leaguers Jim Abbott, Scott Kamieniecki, Barry Larkin, Hal Morris, Chris Sabo and Gary Wayne.

A former president of the American Baseball Coaches Association, Hall now sits on its Board of Directors and is directly responsible for future elected officers within the ABCA as a member of its Nominations Committee. Hall is also a contributing writer on baserunning techniques in *Baseball Strategies*, a book produced by the ABCA in 2002.

Hall was selected to the Miami (Ohio) Athletics Hall of Fame in 1998 and the Kent State Athletics Hall of Fame in 2005 and was inducted into the Miami Cradle of Coaches in 2007. He is married to the former Kara Zufall and has three sons, Danny III, Carter and Colin.



Assistant Coaches

TOM KINKELAAR FILE

Full Name: Thomas Lee Kinkelaar

Birthdate: June 6, 1955

Education: Bachelor's degree in education from Miami (Ohio), 1977.

Playing Experience: Four-year letterwinner at Miami (1973-1977); Fourth round draft choice by New York Mets (1973).

Coaching Experience: Head Basketball Coach at New Hanover High School, 1994-96; Volunteer Assistant Baseball Coach at UNC Wilmington, 1994-96; Assistant Baseball Coach and Recruiting Coordinator at Miami (Ohio), 1996-99; Head Basketball Coach at Lemon-Monroe High School, 1999-2000; Head Basketball Coach at Wakefield High School, 2000-04; Director of Baseball Operations at Georgia Tech, 2005-07; Assistant Baseball Coach at Georgia Tech, 2008-Present.

Joined Georgia Tech Staff:

November 29, 2004.

In his fourth season as an assistant coach, and seventh with the Yellow Jacket baseball program, is Tom Kinkelaar, a former college teammate of Georgia Tech head coach Danny Hall and the Yellow Jackets' pitching instructor.


Kinkelaar took over as the pitching coach prior to the 2008 season after spending his first three years on the Flats as the Yellow Jackets' director of baseball operations.

Well-respected by his players and fellow coaches alike, Kinkelaar has been instrumental in developing the Georgia Tech pitching staff into

Tom KINKELAAR

Assistant Coach • Fourth Year
Miami (Ohio), 1977

12



one of the top units in the conference and country during his first three seasons. In 2010 alone, Georgia Tech pitchers posted a 4.02 team ERA, the lowest since the 1994 season (3.92). Three of Kinkelaar's pitchers from that staff were drafted in the 2010 MLB first-year player draft, including first-rounder Deck McGuire, the 11th overall pick. McGuire was named the Atlantic Coast Conference Pitcher of the Year in 2009, becoming the first pitcher in school history to earn the honor.

In 2009, right-handed star Deck McGuire was named the ACC Pitcher of the Year—the first ever in Tech history to earn the honor. McGuire went on to earn first team All-America honors, the first Tech pitcher to do so since Chuck Crowder in 1998. He was also a finalist for National Pitcher of the Year. Another pitcher, Zach Von Tersch, was selected by the New York Mets in the 2009 Major League Baseball Draft. The staff as a whole ranked in the top five in the conference in ERA, Strikeouts and wins, and among the top 15 in the nation in strikeouts per nine innings.

A year earlier in 2008, Kinkelaar was responsible for the development of five freshmen—more than one-third of the entire

pitching staff—in his first year directing the Yellow Jacket hurlers. One of those newcomers, McGuire, became the first Yellow Jacket pitcher in five years to earn Freshman All-America accolades while another member of his starting staff, junior David Duncan, became the first Tech pitcher to receive all-ACC recognition since 2005.

Kinkelaar's first pitching staff made an immediate impact in 2008, turning in back-to-back shutouts to begin a season for the first time since 1925. Those two shutouts were followed by a one-run outing to help Tech to the fewest runs given up in a three-game series in nearly 99 years. His squad combined for five shutouts on the season, the most since Tech's 2002 College World Series campaign.

Kinkelaar brings a wealth of experience to the coaching staff, as he has served in various coaching capacities over the last 30 years. Prior to 2008, his last collegiate coaching stint came at his alma mater, Miami (Ohio), where he served as an assistant coach and recruiting coordinator from 1996-99. Working primarily with the RedHawk pitching staff, Kinkelaar had 12 pitchers drafted into professional baseball during his three years in Oxford. He had four drafted following his first year at Georgia Tech.

Prior to his arrival on the Flats, Kinkelaar completed a successful four-year stint as a teacher and head basketball coach at Wake-


field High School in Raleigh, N.C., where he led the Wolverines to the North Carolina 4A state championship in 2004 just four years after the school opened its doors. Kinkelaar was named Wakefield's first basketball coach in 2000 after spending two years as the head basketball coach at Lemon-Monroe High School in Monroe, Ohio from 1999-2000.

Kinkelaar spent over 20 years within the high school systems in North Carolina, Ohio and Illinois teaching business, accounting and economics but turned his attention back to teaching baseball in 2008, a subject that he excelled in during his four-year stint as a pitcher on the Miami (Ohio) team from 1973-77.

A fourth-round draft pick of the New York Mets in the 1973 Major League Baseball draft, Kinkelaar went on to pitch four years in the RedHawk program before earning his degree in education in 1977.

He spent the next 19 years coaching and teaching in the Illinois and North Carolina High School Systems, including stints at Mundelein High School in Mundelein, Ill. from 1977-80 and at Sanderson (1980-93) and Leesville (1993-94) High Schools in Raleigh. From 1994-96, Kinkelaar was the head basketball coach at New Hanover High School in Wilmington while serving as the volunteer assistant baseball coach at UNC Wilmington.

Kinkelaar is married to the former Margaret Kerr, and has one daughter, Sara.



2011 YELLOW JACKET BASEBALL

2011 STAFF

BRYAN PRINCE FILE

Full Name: Bryan Nathan Prince

Birthdate: November 4, 1978

Education: Bachelor's degree in management from Georgia Tech, 2005.

Playing Experience: Four-year letterwinner as a catcher at Georgia Tech (1998-2001); All-Atlantic Coast Conference first team (2000-01); Team Co-Captain (2000); Led Georgia Tech to NCAA Regional Tournaments in 1998, 2000-01; 10th round draft choice by Cincinnati Reds (2001); Cincinnati Reds minor leaguer (2001-04).

Coaching Experience: Volunteer Assistant Coach at Georgia Tech, 2006; Assistant Coach at Indiana, 2007; Assistant Coach at Georgia Tech, 2008-Present.

Joined Georgia Tech Staff:

July 3, 2007. (First stint: August 1, 2005)

Bryan PRINCE

**Assistant Coach • Fourth Year
Georgia Tech, 2005**

18



Three years after beginning his coaching career as the volunteer assistant at Georgia Tech, Bryan Prince returned to his alma mater as the hitting coach for the Yellow Jacket baseball team and is now in his fourth year as an assistant coach on the Flats.

A two-time semifinalist for the prestigious Johnny Bench Award and two-time All-Atlantic Coast Conference catcher at Georgia Tech from 1998-2001, Prince works with the Yellow Jackets' hitters and catchers.

Beginning with his first season as hitting coach in 2008 and continuing through last season, the Jackets power numbers have risen tremendously. In 2010, the team belted a school-record 122 home runs, the second most in the nation. In addition, the team ranked second in the ACC in batting average (.326), the highest Georgia Tech total in the last five years.

In just his second year as the Yellow Jackets' hitting coach, Georgia Tech belted 111 home runs, the third most in the nation and the second highest mark in school history. With the help of Prince, outfielder Luke Murton hit 20 home runs, nearly doubling his total from 2008. He earned third team All-America honors in the process and was selected along with Jeff Rowland and Tony Plagman in the 2009 MLB draft. He was also responsible for the development of catcher Jason Haniger, who spent his first

t w o

years playing behind All-American Matt Wieters before having two outstanding seasons as a starter where he hit .318 with 45 extra-base hits.

Prince also serves as the recruiting coordinator for the Jackets, having locked up two classes that ranked among the top 35 in the nation, including several standouts that were drafted out of high school but chose to enroll at Tech.

Prince returned to Georgia Tech after spending one year as the assistant coach at Indiana University. Under his tutelage, sophomore center fielder Andrew Means earned all-Big Ten honors while finishing third in the league in stolen bases (27-30) and sixth with a .369 batting average. Means led the Hoosiers in average, steals, slugging percentage (.467) and on base percentage (.397) and finished second on the team in both runs (32) and RBI (30).

Prior to his appointment at Indiana, Prince spent one season as the Yellow Jackets' volunteer assistant coach, where he worked with Tech's hitters and catchers and helped guide the team to the third College World Series appearance in the program's history. The Yellow Jackets closed out the season ranked in the top-10 in the nation with a 50-18 final record while leading the Atlantic Coast Conference in runs scored, runs per game, doubles, home runs, RBI, slugging percentage and walks.

While at Tech, Prince worked with Wieters, who finished his sophomore season hitting .355 with team

highs in home runs (15), RBI (71), hits (92), doubles (20) and on base percentage (.480).

Prince originally joined the Georgia Tech coaching staff after a four-year career in professional baseball, playing in the Cincinnati Reds organization.

One of the most popular players in Yellow Jacket baseball history, Prince was a four-year letterwinner for head coach Danny Hall from 1998-2001. The Ft. Oglethorpe, Ga., native helped Georgia Tech win the 2000 Atlantic Coast Conference regular season and tournament championships as well as the NCAA Atlanta Regional Title.

A four-year starter behind the plate, Prince's name can be found throughout the Yellow Jackets' record book. He ranks seventh in school history in hits (278), fifth in RBI (216), eighth in at bats (788), ninth in doubles (53) and 16th in total bases (403). Prince ranks 17th in ACC history in career RBI.


Prince was a first-team All-Atlantic Coast Conference selection in 2000 and 2001, joining Jason Varitek as the only catchers in Georgia Tech history to earn first-team All-ACC honors in consecutive seasons. He was

named MVP of the 2000 NCAA Atlanta Regional and elected as Tech's team MVP following that season. He was a semifinalist for the Johnny Bench Award as the nation's top catcher in both 2000 and 2001.

Prince posted a career batting average of .353, and still ranks among Tech's all-time top-20 in batting. He hit .387 with 77 RBI as a junior in 2000 and batted .349 with 63 RBI as a senior in 2001, helping the Yellow Jackets establish the two best team batting averages in school history (.347 in 2001; .342 in 2000).

A 10th round selection of the Cincinnati Reds in the 2001 Major League Baseball Draft, Prince played with Class A Billings of the Pioneer League in the summer of 2001, where he was voted to the league's All-Star Game. He played with Class A Dayton in 2002 and was elected to the Midwest League All-Star Game. Prince played with Class A Potomac of the Carolina League in 2003 and 2004 before retiring from professional baseball.

Prince earned his degree in management from Georgia Tech in 2005. He is married to the former Tracy Carter, also a Georgia Tech graduate, and the couple resides in Atlanta.



Baseball Staff

RICK REMBIELAK FILE

Full Name: Richard Rembielak

Birthdate: August 5, 1960

Education: B.A., Akron ('88); M.A., Kent State ('92)

Playing Experience: Three-year letterwinner as a shortstop at Miami (OH) from 1979-81; 13th round draft pick by Baltimore Orioles ('81); Played in minors for Orioles, Chicago Cubs

Coaching Experience: Assistant Coach at Kent State (1988-93); Head coach at Kent State (1994-2004); Head coach at Wake Forest (2004-09)

Joined Georgia Tech Staff: September 10, 2010.

Rick Rembielak begins his first season as a volunteer assistant coach for the Yellow Jackets in 2011. Rembielak arrives at Georgia Tech after having most recently serving as the head coach at Wake Forest from 2004-2009.

Rembielak will be responsible for the development of Georgia Tech's infielders, while assisting Hall and hitting coach Bryan Prince in all aspects of the game.

Rembielak brings a wealth of college coaching experience to Georgia Tech, including head coaching stints at Wake Forest (2004-09) and Kent State University (1994-2004) where he compiled a combined 515 wins at the Division I level. Thirty-five of his players went on to sign professional contracts during his head coaching career.

Rick REMBIELAK

**Volunteer Assistant Coach
First Year**

23



In five years at Wake Forest, Rembielak returned the program to national prominence. In 2007, his Demon Deacons were the ACC Tournament runner-up and made their first NCAA Regional appearance since 2002.

Before arriving in Winston-Salem, Rembielak spent an 11-year stint (1994-2004) with Kent State of the Mid-American Conference (MAC). He remains the all-time winningest coach of any sport in Golden Flashes history with a career record of 373-251-1 (.597). Rembielak was honored for his success at Kent State in February of 2009 by being inducted into the Kent State Varsity "K" Hall of Fame. He was named MAC Coach of the Year three times -- in 1996, 2000 and 2003.

Rembielak coached the Flashes to four MAC regular season titles, three MAC tournament championships and five NCAA Regional appearances - including the Columbus Regional final in 2001.

From 1988-93, Rembielak was an assistant coach for the Flashes under Danny Hall. Kent State teams posted a 208-117 (.640) record during that stretch and won MAC titles

in 1992 and 1993 -- the program's first since 1964.

In Rembielak's time at Kent State, 51 Golden Flashes signed professional contracts, including 30 pitchers. A total of 13 former Kent State players were active at some level of professional baseball during 2002.

His hurlers were named MAC Pitcher of the Year seven times (1990, 1992-96, 2003), and MAC Player of the Year and MAC Freshman of the Year twice.

A former Miami (Ohio) University standout, Rembielak was a three-year letterwinner at shortstop for the Redskins from 1979 to 1981. In 1981, Rembielak was drafted in the 13th round by the Baltimore Orioles. He played with teams affiliated with the Orioles, Chicago Cubs and Milwaukee Brewers.



NICK SCHERER FILE

Full Name: Nicholas Edward Scherer

Birthdate: December 15, 1984

Education: Bachelor's degree in management from Georgia Tech, 2007.

Playing Experience: Three-year letterwinner as a catcher at Georgia Tech (2004-07); Helped Georgia Tech to the NCAA Tournament from 2005-07, including a College World Series appearance in 2006.

Coaching Experience: Assistant Coach of the East Cobb Yankees, 2006-08; Director of Baseball Operations at Georgia Tech, 2008-Present.

Joined Georgia Tech Staff: December 21, 2007.

Nick Scherer is in his Fourth year as the director of baseball operations for the Georgia Tech program after playing four years for the Yellow Jackets and head coach Danny Hall from 2004-07. In his current role, Scherer is responsible for coordinating the Yellow Jackets' travel plans, equipment management and clubhouse operations in addition to assisting in alumni relations and marketing for the Georgia Tech baseball team.

A catcher that provided depth behind the plate during his tenure, Scherer was a leader in the locker room and served as the primary

Nick SCHERER

**Director of Baseball Operations • Fourth Year
Georgia Tech, 2007**

catcher for Tech starter Eddie Burns in 2007. Scherer played in 47 games from 2005-07 after receiving a redshirt in 2004.

He was a product of the highly-touted East Cobb Baseball program and a member of the East Cobb Yankees summer team that captured the Connie Mack World Series titles in 2001 and 2003.

Scherer served as the assistant coach for the East Cobb Yankees team in 2006 and 2007, and helped lead the team to a runner-up finish at the 2007 Connie Mack World Series. He worked with the Yankees' hitters and catchers and also served as the catching coach for the East Cobb Stallions' 12-13 team.

Scherer, 25, is a native of Roswell, Ga. and graduated from Georgia Tech with a degree in management in December, 2007.

He is married to the former Lauren Neylan. The two reside in Marietta, Ga.



STEVE TAMBORRA FILE

Full Name: Steven Michael Tamborra

Birthdate: June 22, 1972

Education: Bachelor's degree in nutrition and fitness from Florida State, 1994; Master of science degree in athletic administration from Florida State, 1996.

Player Development Experience: Strength and Conditioning Coach for baseball and football at Florida State, 1995-99; Strength and Conditioning Coach for baseball at Georgia Tech, 1999-Present.

Joined Georgia Tech Staff:

November 1, 1999.

In his 12th year as an assistant player development coach at Georgia Tech, Steve Tamborra oversees the highly-touted strength and conditioning program for the Georgia Tech baseball team.

Since his arrival over a decade ago, Tamborra has been responsible for the development and implementation of strength training regimes of at least 49 student-athletes that have gone on to play professional baseball, with several of those athletes returning to Georgia Tech during their offseason to continue training with him.

Tamborra joined the Tech staff in November, 1999, after five years in a similar capacity at Florida State where he worked with the baseball and football teams from 1995-99.

Steve TAMBORRA

**Strength & Conditioning Coach • 12th Year
Florida State, 1994**

He earned a Bachelor of Science in Nutrition and Fitness from Florida State in 1994 and a Master of Science in Athletic Administration from Florida State in 1996.

Tamborra is a certified strength and conditioning coach by the Collegiate Strength and Condition Coaches Association, a certified strength and conditioning specialist by the National Strength and Conditioning Association, a certified health/fitness instructor by the American College of Sports Medicine and a certified club coach by USA Weightlifting. He has written one book, *Complete Conditioning for Baseball*, which was published in late 2007.

Tamborra is married to the former Stacy Venable, a pitcher for the Florida State softball team from 1997-99. They have a three-year old daughter, Malayna, and twins, Austin and Payton, born in February, 2008.



Walter SMITH

Trainer

25 Years

Morris Brown, 1972



One of the veterans in the Georgia Tech baseball program is trainer Walter Smith, whose primary responsibility with the Tech athletic program is serving as the trainer for the baseball team.

Smith, 59, joined the Tech sports medicine staff in 1985 and has seen six of the Yellow Jackets' ACC championships, 22 NCAA regional appearances and all three College World Series trips.

In recognition to his service and dedication to the Georgia Tech baseball program, the athletic training room at Russ Chandler Stadium was named in his honor in February, 2003. Money for the naming was donated by the many former student-athletes that Smith has cared for in his 24 years at Georgia Tech.

He was formerly a respiratory therapist at Grady Memorial Hospital, a position he held from 1972-96. He came to Tech after serving as head athletic trainer from 1972-84 at Morris Brown College in Atlanta, and assistant trainer for the Atlanta Falcons from 1984-85.

A native of Atlanta, Ga., Smith received a bachelor's degree in physical education from Morris Brown in 1972, and a certificate in respiratory therapy in 1973. He is a member of the National Athletic Trainers Association, the Southeastern Athletic Trainers Association and the Georgia Athletic Trainers Association.

Smith and his wife Barbara have two children, Gabriel and Tamika.

**Josh
SMITH**
Video Manager



**Clark
SHELTON**
Student Manager



Support Staff

Mike Huff

**Sports Information
Second Year
Dayton, 2007**



Mike Huff is in his second season as an assistant director in the sports information office. He is the media relations director for Georgia Tech's baseball team and the secondary contact for the football team.

Huff began his career in sports information as a student assistant in the University of Dayton Sports Information office from 2004-2007 before serving as an intern at UMass for part of 2008, and then as a graduate assistant for one year at Georgia Tech.

In almost two years on the Flats, Huff has been involved in the media relations efforts for Tech football's 2009 ACC Championship and two bowl appearances. While at Day-

ton, Huff was an assistant media coordinator for four NCAA Men's Basketball Tournament opening round games, and the 2006 First and Second round games at UD Arena. He also helped coordinate media efforts at the 2007 NCAA Women's Basketball Dayton Region semifinal and final, and the 2007 Atlantic 10 Baseball Championships.

A native of Tulsa, Okla., Huff earned a Bachelor of Science degree in Journalism from the University of Dayton in 2007. A student-athlete while in college, Huff was on the Dayton Flyer soccer team from 2003-06.



Dr. Frank PICKENS

**Team Physician
22 Years with Tech Baseball
Emory School of Medicine**



John Sare

**Academic Advisor
First Year at Georgia Tech**



Ethan SHAPIRO

**Olympic Sports Operations
7 Years at Georgia Tech
Georgia Tech, 2001**



Leah THOMAS

**Nutrition
7 Years at Georgia Tech
Chattanooga, 1999**

Game Day Staff



Jeff GILBERT

Game Operations



Mindy Hyton

Promotions & Events



2011 GROUNDSCREW



2011 BATGIRLS

Georgia Tech is known throughout the Southeast for having one of the best playing surfaces in college baseball. On January 16, 2009, the Sports Turf Managers Association (STMA) recognized Russ Chandler Stadium as having the **2008 Field of the Year** for college baseball.

Members of the Russ Chandler Stadium groundscrew for the 2010 season include: (From L-R), Ben Warner, Matthew LaFoy, Rob Kimbrel and Jon DeWitt [Athletic Fields Manager].

Dr. G.P. "Bud" PETERSON

**President
Second Year
Kansas State, 1975**



Dr. G.P. "Bud" Peterson is the eleventh president of the Georgia Institute of Technology. In this capacity he oversees a top-ten public research university with more than 19,000 students and more than \$500 million in sponsored funding.

Throughout his career, Dr. Peterson has played an active role in helping to establish the national education and research agendas, serving on numerous industry, government, and academic task forces and committees. A distinguished scientist, Dr. Peterson was selected in 2008 by President George W. Bush to serve on the National Science Board through 2014. The Board oversees the National Science Foundation (NSF) and advises the President and Congress on national policy related to science and engineering research and education.

Prior to Georgia Tech, Dr. Peterson served

as chancellor of the University of Colorado at Boulder, a position he has held since 2006. He is credited with stepping into the University of Colorado at Boulder chancellorship at a crucial time in the institution's history and positively correcting its course. He has been lauded for successfully leading the university beyond these harmful episodes and developing a shared vision – the university's "Flagship 2030 Strategic Plan" – that will carry the university forward into the next two decades.

Dr. Peterson earned undergraduate degrees in mechanical engineering and mathematics as well as a master's degree in engineering from Kansas State University. He earned his doctoral degree in mechanical engineering at Texas A&M University.

Dr. Peterson was born September 1, 1952, in San Francisco, California. He and his wife, Val, have four adult children.

Wayne HOGAN

**Associate Director of Athletics-
Public Relations
Fifth Year
Florida State, 1979**



With 34 years of experience in intercollegiate athletics, 10 as a Division I athletic director, Wayne Hogan has been Associate Athletic Director at Georgia Tech since August, 2006.

Hogan was hired by Georgia Tech Athletics Director Dan Radakovich to oversee the communications and public affairs component of Yellow Jacket Athletics, including oversight of media relations, marketing, sales, video services, and television and radio. He also serves as the department's liaison with Georgia Tech Sports Properties, the department's multi-media rights-holder. Hogan serves as the athletic director's top advisor in all external matters at Georgia Tech. In addition, he has day-to-day oversight of the Institute's baseball program.

Hogan's leadership style and his "sky's the limit" expectations have been gleaned from his 34-year association with successful college programs, coaches and administrators. In all that time, Hogan has known nothing but victories and championships. Hogan has had an uncanny run of working with successful football programs. At four different schools, Hogan has been a part of 359 Division I football games with a record of 273-81-5. He has been part of three national championships, 17 bowl appearances and his teams have been in post-season play in 25 consecutive seasons.

Hogan received a Bachelor's Degree in Communication from Florida State in 1979.

Wayne is married to the former Dawn Dewberry of Treasure Island, Fla., and they have three children: Lindsay, 27, Kelly, 24, and J.P., 17.

Administration

Dan RADAKOVICH

**Director of Athletics
Fifth Year
Indiana (Pennsylvania), 1980**



In his fifth year as Georgia Tech's Director of Athletics, Dan Radakovich has brought a new vision for excellence to the Yellow Jackets' storied athletics tradition. In a relatively short amount of time since arriving in Atlanta, Radakovich has put his mark on Georgia Tech's athletics program.

The 2008-09 academic year at Georgia Tech was one of unprecedented athletic success.

One year after hiring Paul Johnson as head football coach, Georgia Tech surprised the experts by winning nine games, tying for the ACC Coastal Division title and playing in a 12th consecutive bowl game. The Yellow Jackets, who beat 13th-ranked Georgia and two other ranked teams in November, played in the Chick-fil-A Bowl and were ranked 22nd in the final national polls.

The women's basketball team registered its third straight 20-win season and earned an NCAA Tournament bid for the third consecutive year. The baseball team finished ranked in the top 25 and hosted an NCAA Tournament Regional. The softball team swept the ACC regular season and tournament titles, won 46 games and hosted its first NCAA Super Regional. The golf team captured the ACC championship, advanced to the NCAA Championships and finished ranked seventh nationally. The men's swimming and diving team enjoyed its best NCAA Championships finish ever (19th) and the women's team broke 10 school records. Women's tennis finished ranked 8th nationally and advanced in the NCAA Tournament round of 16. In men's track, Jerome Miller (high jump) and Steve Marcelle (shot put) turned in record-breaking performances en route to earning All-American honors.

Facilities received major upgrades in 2008-09. Shirley Clements Mewborn Field, the new home for Tech's softball program, was unveiled prior to the start of the 2009 season and was ultimately showcased on ESPN when the Yellow Jackets hosted an NCAA Super Regional. The Zelnak Center, a new practice facility for Georgia Tech basketball, was put in place prior to the start of the 2009-10 season.

Bobby Dodd Stadium received several cosmetic upgrades, featuring a new video board that was put in place last fall.

Tech student-athletes are performing in the classroom as well. The Annual Progress Report (APR), released by the NCAA in April, showed that seven Yellow Jacket teams earned a perfect score of 1,000 for the 2007-08 year.

Outside the competition venues, Radakovich has directed an overhaul of the an-

nual giving and donation structure for Tech athletics, anchored by the TECH Fund, which establishes minimum giving levels tied to season tickets in various seating areas of Bobby Dodd Stadium and Alexander Memorial Coliseum. Several facility upgrades have been completed, including the transformation of Tech's former football locker room on the ground floor of the Edge Athletic Center into a new Technology Center, which benefits academic support services for all Yellow Jacket student-athletes.

Radakovich also initiated the Athletic Director's Initiative Fund, started in June, 2006, which has raised in cash and pledges more than \$12 million. A recent gift from the Henry F. McCamish, Jr., family for the renovation of Alexander Memorial Coliseum, could be worth up to \$15 million toward that project.

Named Georgia Tech's Director of Athletics on February 22, 2006, Radakovich possesses nearly two decades of experience in collegiate athletics management positions. He came to Georgia Tech after five years as senior associate athletics director at LSU (2001-06), and he previously served as the Athletics Director at American University in 2000-01. That followed stints as associate athletics director at South Carolina (1994-2000) and Long Beach State (1989-94) as well as two years as the athletics business manager at Miami (FL) (1983-85).

Just the seventh Director of Athletics in Tech history, Radakovich was named by then-Institute President Dr. Wayne Clough to succeed Dave Braine, who retired after nearly nine years in the post. Radakovich also follows in the footsteps of storied names such as John Heisman, Bobby Dodd and Homer Rice.

A graduate of Center High School near Aliquippa, Pa., and a member of its Alumni Hall of Fame, Radakovich, 51, became a football letterwinner and student coach at Indiana University of Pennsylvania, where he graduated in 1980 with a bachelor of science degree in finance. He was enshrined into the Beaver County Sports Hall of Fame last year and was recognized as a Distinguished Alumni from IUP in March, 2009.

Radakovich added a master's degree in business administration from Miami (FL) in 1982. He also completed the Sports Management Institute's executive education program in 1992.

He is married to the former Marcie McDonald, and the couple has two children, Christian (19) and Grant (15). Christian is a sophomore at Georgia Tech.

Honors

ALL-AMERICA

Derek Dietrich, SS.....	3rd team
<i>Baseball America</i>	
Deck McGuire, RHP.....	3rd team
<i>Collegiate Baseball</i>	
Tony Plagman, 1B.....	3rd team
<i>Collegiate Baseball</i>	

LOWE'S SENIOR CLASS AWARD

Tony Plagman, 1B.....	Finalist
-----------------------	----------

ATLANTIC COAST CONFERENCE SCHOLAR ATHLETE OF THE YEAR

Derek Dietrich, SS

ALL-ATLANTIC COAST CONFERENCE

Deck McGuire, RHP.....	1st team
Derek Dietrich, SS.....	1st team
Tony Plagman, 1B.....	1st team
Matt Skole, 3B.....	1st team
Jed Bradley, LHP.....	2nd team
Thomas Nichols, DH.....	2nd team

ESPN THE MAGAZINE ACADEMIC ALL-AMERICA

Derek Dietrich, SS.....	3rd team
-------------------------	----------

ESPN THE MAGAZINE ACADEMIC All-DISTRICT

Derek Dietrich, SS.....	1st team
Tony Plagman, 1B.....	1st team

ACADEMIC ALL-ACC BASEBALL TEAM

Jay Dantzler, Derek Dietrich, Jacob Esch, Cole Leonida, Tony Plagman

ACC HONOR ROLL

Luke Bard, Jed Bradley, Brandon Cumpton, Jay Dantzler, Jarrett Didrick, Derek Dietrich, Sam Dove, Jacob Esch, Cole Leonida, Patrick Long, Evan Martin, Thomas Nichols, Tony Plagman, Andrew Robinson, Matt Simonds, Brandon Thomas, Jeff Ussery, Connor Winn, Taylor Wood

ACC PLAYER OF THE WEEK

Derek Dietrich.....	March 29
---------------------	----------

ACC PITCHER OF THE WEEK

Jed Bradley.....	February 22
------------------	-------------

FINAL POLLS

Baseball America (18), Collegiate Baseball (17), NCBWA (16), Rivals.com (18), USA Today/ESPN Coaches (17)

Overall: 47-15.....ACC: 21-9, 2nd (2nd, Coastal)
ACC Tournament: 1-2.....NCAA Regional: 2-2, Finalist
24th NCAA trip in 26 years, 26th NCAA Appearance




DECK MCGUIRE




DEREK DIETRICH




BRANDON CUMPTON




COLE LEONIDA



ANDREW ROBINSON



TONY PLAGMAN



THOMAS NICHOLS

2010 MLB Draft

Rd.	Pick	Player, Position.....Signed?	Team
1	11	Deck McGuire (RHP).....	✓.....Toronto
2	79	Derek Dietrich (SS).....	✓.....Tampa Bay
6	176	Cole Leonida (C).....	✓.....Washington
9	267	Brandon Cumpton (RHP).....	✓.....Pittsburgh
9	293	Tony Plagman (1B).....	✓.....Detroit
12	363	Andrew Robinson (RHP).....	✓.....Houston
18	504	Thomas Nichols (DH/3B).....	✓.....LA Angels
18	540	Chase Burnette (OF).....	✓.....Cleveland
18	565	Kevin Jacob (RHP).....	✓.....NY Yankees
19	583	Jeff Rowland (OF).....	✓.....Detroit

2010 Results

Date	Opponent	W-L	Score	Att.	GT Pitcher	Opp. Pitcher	Record	Notes
2/19	MISSOURI STATE	W	4-0	1,928	McGuire (1-0)	Meade (0-1)	1-0-0, 0-0-0	McGuire 10K, OR, 5H in 7.0 IP; Plagman HR, RBI-double, Rowland HR
2/20	MISSOURI STATE	W	20-3	1,643	Cumpton (1-0)	Kickham (0-1)	2-0-0, 0-0-0	Plagman 4-for-4 with 2 HR, 4 RBI in Hall's 900th career win; 19 hits for Tech
2/21	MISSOURI STATE	W	13-0	1,589	Bradley (1-0)	Doyle (0-1)	3-0-0, 0-0-0	Bradley career-high 12 K's in 4-hitter; Burnette 4-for-4 with HR; Leonida GS
2/23	at Georgia Southern	W	10-0	2,782	Pope (1-0)	Beck (0-1)	4-0-0, 0-0-0	Pope, Bard combine for 4-hit shutout; Burnette 3-for-5 with RBI
2/24	at Georgia Southern	W	8-5	1,570	Brewster (1-0)	Brown (0-2)	5-0-0, 0-0-0	Tech scores five runs in final two innings; Esch 3-for-5 with 3 RBI in win.
2/26	XAVIER	W	5-4	1,130	Robinson (1-0)	Muransky (0-1)	6-0-0, 0-0-0	Leonida RBI single in bot. 8th enough for win; Jacob second straight save
2/27	XAVIER	W	15-0	1,216	Cumpton (2-0)	Shirley (0-1)	7-0-0, 0-0-0	Cumpton throws 1-hitter through 7.0 IP; Tech scores 10 in 6th for 4th shutout
2/28	XAVIER	L	6-7	1,042	Bradley (1-1)	Richard (1-1)	7-1-0, 0-0-0	GT commits 4 errors, Allows most runs (7) and hits (12) so far on season.
3/5	RUTGERS	W	5-0	1,190	McGuire (2-0)	Gaynor (0-3)	8-1-0, 0-0-0	McGuire fans 9, 0 R, 6 H in 8.0 IP; Rowland HR; GT posts 5th Shutout of season.
3/6	RUTGERS	W	19-5	1,426	Cumpton (3-0)	Hill (0-4)	9-1-0, 0-0-0	Season-high 20 hits for Tech; Leonida 4-for-5 with HR and 4 RBI; Cumpton wins 3rd
3/7	RUTGERS	W	9-4	1,321	Bradley (2-1)	Beard (0-1)	10-1-0, 0-0-0	Bradley strikes out 9 in 6.0 scoreless IP; Skole goes 2-for-3 with a 2B, HR, 3 RBI
3/12	WAKE FOREST	W	9-1	903	McGuire (3-0)	Dimock (1-2)	11-1-0, 1-0-0	After 4-hour delay, McGuire 8 K's 1 run in 1st-career CG; Nichols 3-for-3 with RBI
3/13	WAKE FOREST	W	15-8	1,050	Davies (1-0)	Spezial (1-3)	12-1-0, 2-0-0	Tech comes back from 7 down for win; Skole 3-for-4, HR, 3 RBI
3/14	WAKE FOREST	W	6-5	1,244	Farmer (1-0)	Johnson (0-2)	13-1-0, 3-0-0	Leonida SF RBI breaks 5-5, 7th-inning tie; Farmer 0 R, 3K, in 4.0 IP of relief for win.
3/16	GEORGIA	W	6-5	2,865	Robinson (1-0)	McRee (0-1)	14-1-0, 3-0-0	GT wins on bases-loaded walk in 8th; Plagman hits 41st career homer.
3/19	at Maryland	L	5-2	256	McGuire (3-1)	Harman (3-2)	14-2-0, 3-1-0	Jackets score season-low 2 runs on just seven hits; McGuire, 8.0 IP, 5 R, 2 ER, 6 K's
3/20	at Maryland	W	24-4	375	Cumpton (4-0)	Kalarek (1-1)	15-2-0, 4-1-0	Tech scores season high 24 runs; Dantzier 4-for-6, 4 runs, 2 HR, 8 RBI
3/21	at Maryland	W	10-3	287	Bradley (3-1)	Beck (0-3)	16-2-0, 5-1-0	5 different players hit HR; Leonida 3-for-5, HR, 5 RBI; Bradley 7.0 IP, 1 R, 6 H, 9 K's
3/23	at Mercer	W	15-8	637	Pope (2-0)	Moses (2-0)	17-2-0, 5-1-0	GT uses 7-run fourth inning; Dietrich 4-for-5, 4 RBI; Pope 7K's, 5 ER, improves to 2-0
3/24	MERCER	W	19-4	1,093	Farmer (2-0)	Randall (3-2)	18-2-0, 5-1-0	12 different players record a hit, including all 9 starters. Farmer 5.0 IP, 3 R, 6 H, 1 K
3/26	at #17 North Carolina	W	2-1	950	McGuire (4-1)	Harvey (3-1)	19-2-0, 6-1-0	Go-ahead run on bases-loaded walk is difference; McGuire 7.0 IP, 1 R, 6 H, 10 K's
3/27	at #17 North Carolina	W	13-5	2,092	Davies (2-0)	Bates (3-1)	20-2-0, 7-1-0	Leonida, Skole go 5-for-8 with 7 RBI; Davies gets win in 2.1 IP of relief.
3/28	at #17 North Carolina	W	11-8 (10)	1,352	Robinson (3-0)	Davis (2-2)	21-2-0, 8-1-0	Dietrich 5-for-7, HR, 3 RBI; Jackets rally from seven down, score five in the 9th
3/30	at Georgia State	W	14-3	340	Pope (3-0)	Squeglia (2-1)	22-2-0, 8-1-0	Pope fans career-high 11; Plagman 3-for-5 with 10th HR of the season
3/31	at Kennesaw State	L	7-4	1,147	Farmer (2-1)	Holt (2-2)	22-3-0, 8-1-0	Tech ties season-low with three hits; Falls to in-state opponent for 1st time in 2010
4/2	DUKE	W	13-2	2,123	McGuire (5-1)	Manno (1-1)	23-3-0, 9-1-0	Burnette, Leonida each go 3-for-5; McGuire picks up 5th win of the season
4/3	DUKE	W	21-5	2,024	Cumpton (5-0)	Pfisterer (2-3)	24-3-0, 10-1-0	Dietrich, Rowland go 6-for-9 with three HR and 9 RBI; Season-high 24 hits for Tech.
4/4	DUKE	W	9-4	1,675	Bradley (4-1)	O'Grady (0-2)	25-3-0, 11-1-0	Burnette's 2 HR's lead GT to 2nd straight ACC sweep; Bradley 6 IP, 7 K, 3 R in Win.
4/6	KENNESAW STATE	W	8-2	2,099	Pope (4-0)	Griffith (1-1)	26-3-0, 11-1-0	Pope holds KSU to 4 hits in career-long 8.0 IP; Burnette, Skole hit home runs.
4/9	at #4 Virginia	L	7-4	4,155	McGuire (5-2)	Hultzen (5-1)	26-4-0, 11-2-0	Plagman, Leonida hit HR's not enough as UVA Rallies for four runs in the 7th.
4/10	at #4 Virginia	W	9-7	4,219	Farmer (3-1)	Morey (4-2)	27-4-0, 12-2-0	Plagman, Dietrich drive in 7 runs; Farmer 6.0 IP of relief, 4 H, 1 R, career-high 6K's
4/11	at #4 Virginia	L	9-1	4,205	Bradley (4-2)	Winiarski (4-0)	27-5-0, 12-3-0	Tech commits four errors, suffers largest defeat of season; Dietrich 2-for-4, HR
4/14	at Georgia	W	25-6	3,176	Pope (5-0)	Swegeman (0-3)	28-5-0, 12-3-0	GT gets largest ever win over UGA; 14 players record hits; Plagman 4-for-5, HR
4/16	#16 CLEMSON	W	8-6 (10)	2,448	Robinson (4-0)	Haselden (3-3)	29-5-0, 13-3-0	Burnette's 2-out walk-off home run gives Tech the win in 10-innings
4/17	#16 CLEMSON	W	4-3	2,491	Cumpton (6-0)	Weismann (3-2)	30-5-0, 14-3-0	Rowland singles in go-ahead run in the 7th; Cumpton 7.0 IP, 2 ER, 6 K for win
4/18	#16 CLEMSON	W	11-3	2,687	Bradley (5-2)	Lamb (3-3)	31-5-0, 15-3-0	Esch, Plagman and Rowland combine for 12 hits; Bradley 3 ER, 8 K in 7.0 IP
4/20	GEORGIA SOUTHERN	W	6-2	1,086	Pope (6-0)	Beck (2-4)	32-5-0, 15-3-0	Pope holds Eagles to 2 runs in 8.0 IP; Burnette, Dietrich and Nichols drive in runs
4/21	GEORGIA SOUTHERN	W	18-2	1,121	Farmer (4-1)	Hess (0-1)	33-5-0, 15-3-0	Nichols goes 5-for-5 with two doubles, two homers and 5 RBI; Farmer wins 4th
4/23	#20 VIRGINIA TECH	L	3-1 (11)	1,425	McKinney (0-1)	Rowen (4-1)	33-6-0, 15-4-0	VT scores two in 11th for win; Leonida, Skole grab pair of hits.
4/24	#20 VIRGINIA TECH	L	10-3	1,226	Cumpton (6-1)	Price (5-3)	33-7-0, 15-5-0	Jackets lose consecutive games for first time this season; Burnette 2-for-4
4/25	#20 VIRGINIA TECH	W	14-12	4,419	Bradley (6-2)	Zecchino (0-1)	34-7-0, 16-5-0	Tech belts 4 homers and holds of late rally for win; Bradly 6.0 IP, 3 ER, 6 K
4/27	Georgia	W	6-4	16,194	Pope (7-0)	Walters (1-5)	35-7-0, 16-5-0	Jackets rally for 6 runs in the eighth; Pope 7.0 IP, 2 ER, 9 K to improve to 7-0.
4/30	at NC State	L	6-5	1,582	McGuire (5-3)	Buchanan (5-4)	35-8-0, 16-6-0	NC State's Buchanan fans a career-high 13; Nichols 2-for-4 with 2 HR's and 3 RBI.
5/1	at NC State	L	4-2	1,341	Cumpton (6-2)	Mazzoni (6-2)	35-9-0, 16-7-0	Wolfpack hold Jackets to just four hits; Tech loses second straight series
5/2	at NC State	W	5-3	1,241	Bradley (7-2)	Sogard (0-2)	36-9-0, 17-7-0	Skole drives in four runs, three on a homer in the first; Bradley picks up 7th win
5/7	ILLINOIS-CHICAGO	W	8-4	1,109	McGuire (6-3)	Reigler (2-2)	37-9-0, 17-7-0	Dietrich and Rowland combine to go 7-for-7; McGuire 6.0 IP, 7H, 3 ER, 6 K's
5/8	ILLINOIS-CHICAGO	W	11-5	1,408	Cumpton (7-2)	Suminski (3-4)	38-9-0, 17-7-0	Leonida 3-for-4 with 3 RBI; Dantzier hits HR in 2nd game back from wrist injury
5/9	ILLINOIS-CHICAGO	W	5-2	1,303	Bradley (8-2)	Wyman (0-5)	39-9-0, 17-7-0	Bradley first pitcher in ACC to reach eight wins after 10K outing; Burnette homers
5/14	MIAMI	W	14-3	2,197	McGuire (7-3)	Santana (5-3)	40-9-0, 18-7-0	McGuire yields just 1 run on 4 hits in 7.0 IP; Burnette drives in 4 runs
5/15	MIAMI	L	9-2	3,140	Pope (7-1)	Hernandez (8-2)	40-10-0, 18-8-0	Pope suffers first loss of season; UM's Hernandez Holds GT to just 2 runs, 5 hits
5/16	MIAMI	W	6-3	2,147	Bradley (9-2)	Wulf (0-2)	41-10-0, 19-8-0	Jackets rally for 4 runs in the sixth; Bradley gets ACC-leading 9th win
5/18	GEORGIA STATE	W	9-3	1,860	Cumpton (8-2)	Campbell (1-1)	42-10-0, 19-8-0	Plagman belts 2 homers (51st and 52nd of career); Cumpton, 0 R, 4 H, 8 K in 6.0
5/20	at Boston College	W	15-8	456	McGuire (8-3)	Dean (5-2)	43-10-0, 20-8-0	Tech hits five home runs; Burnette 5-for-6 with HR and 3 RBI on birthday
5/21	at Boston College	W	7-5	642	Farmer (5-1)	Gordon (1-3)	44-10-0, 21-8-0	Bullpen holds BC to one run on 3 hits in 4 2/3 innings; GT gets 3 sac fly RBI's
5/22	at Boston College	L	6-3	2,348	Bradley (9-3)	Lasko (4-1)	44-11-0, 21-9-0	Bradley falls for 1st time since April 11th; Nichols, Burnette with 2 hits apiece
5/27	#18 Virginia Tech (ACC)	L	6-2	3,207	McGuire (8-4)	Wright (8-4)	44-12-0, 21-9-0	VT's Wright strikes out a career-high 15 in CG; Dantzier, Rowland hit homers
5/28	NC State (ACC)	W	17-5	4,125	Cumpton (9-2)	Buchanan (7-5)	45-12-0, 21-9-0	Plagman goes 3-for-4 with 3 RBI as Tech explodes for 17 runs on NC State
5/29	#16 Clemson (ACC)	L	9-3	3,725	Bradley (9-4)	Lamb (4-4)	45-13-0, 21-9-0	Clemson's Shaffer scores three, drives in three; Lamb holds GT to 2 runs over 6.1 IP
6/4	MERCER (NCAA)	W	10-0	2,776	Pope (8-1)	Love (8-4)	46-13-0, 21-9-0	Pope tosses first career complete game shutout; Plagman 5-for-5, 2 home runs
6/5	ALABAMA (NCAA)	W	5-2	4,157	McGuire (9-4)	Nelson (8-3)	47-13-0, 21-9-0	McGuire scatters 2 runs over 8.0 IP; Burnette 2-for-3, HR; Esch 3-for-4, 3 RBI
6/6	ALABAMA (NCAA)	L	8-1	2,187	Cumpton (9-3)	Morgan (7-4)	47-14-0, 21-9-0	UA's Morgan holds GT to 5 hits in CG; Skole score lone run on homer
6/7	ALABAMA (NCAA)	L	10-8	3,113	Bradley (9-5)	Kilcrease (8-2)	47-15-0, 21-9-0	Bama breaks 8-8 tie with two runs in the 6th; GT held to 3 hits in final 4 innings

2010 Final Statistics

Record: 47-15 Home: 31-6 Away: 14-7 Neutral: 2-2 ACC: 21-9

Batting

Player.....	AVG	GP-GS	AB	R	H	2B	3B	HR	RBI	TB	SLG%	BB	HBP	SO	GDP	OB%	SF	SH	SB-ATT	PO	A	E	FLD%
10 Thomas Nichols.....	.376	61-55	189	53	71	16	0	10	41	117	.619	44	8	45	0	.506	2	3	2-3	17	10	1	.964
21 Tony Plagman.....	.360	62-62	239	66	86	16	2	21	78	169	.707	31	12	49	8	.445	8	0	8-9	510	33	5	.991
20 Chase Burnette.....	.356	62-62	250	61	89	19	4	17	66	167	.668	20	3	49	5	.404	4	0	7-11	113	4	2	.983
32 Derek Dietrich.....	.350	62-62	240	68	84	15	3	17	61	156	.650	28	21	37	2	.457	2	1	8-12	88	171	15	.945
16 Matt Skole.....	.335	62-62	233	62	78	15	3	20	63	159	.682	45	2	34	1	.437	6	0	1-2	58	97	18	.896
4 Jeff Rowland.....	.322	62-62	245	75	79	11	7	10	42	134	.547	39	5	68	3	.423	2	5	13-17	133	3	2	.986
3 Cole Leonida.....	.296	62-61	240	52	71	14	1	11	56	120	.500	24	7	56	2	.370	5	5	4-5	473	37	4	.992
9 Jacob Esch.....	.284	61-59	211	43	60	6	0	3	38	75	.355	22	2	39	5	.356	1	3	2-7	85	174	7	.974
22 Jay Dantzer.....	.336	34-34	113	33	38	4	1	8	33	68	.602	22	6	25	0	.458	3	5	6-7	41	1	0	1.000
13 Jason Garafalo.....	.333	26-5	27	7	9	1	1	1	9	15	.556	9	3	7	0	.538	0	0	0-0	10	16	2	.929
2 Jarrett Didrick.....	.333	10-0	6	0	2	1	1	0	0	5	.833	1	1	2	0	.500	0	0	0-0	8	1	0	1.000
31 Sam Dove.....	.300	14-0	10	4	3	1	0	0	0	4	.400	2	3	4	0	.533	0	0	0-0	3	6	1	.900
1 Connor Winn.....	.294	18-1	17	3	5	2	0	2	7	13	.765	2	0	6	0	.368	0	0	0-0	8	15	1	.958
6 Brandon Thomas.....	.262	32-24	84	18	22	4	3	0	13	32	.381	18	0	31	1	.385	2	2	5-6	34	0	0	1.000
23 Matt Simonds.....	.250	9-0	8	2	2	0	0	1	3	5	.625	1	0	2	0	.333	0	0	0-0	11	0	0	1.000
11 Evan Martin.....	.227	29-6	44	11	10	3	0	0	5	13	.295	3	0	17	0	.277	0	0	1-1	24	0	1	.960
24 Jake Davies.....	.200	17-3	25	2	5	1	0	0	3	6	.240	1	0	6	1	.231	0	0	0-0	16	1	0	1.000
5 Jeff Ussery.....	.167	5-0	6	1	1	0	0	1	1	4	.667	0	0	2	0	.167	0	0	0-0	0	0	0	.000
34 Roddy Jones.....	.125	9-0	8	2	1	0	0	0	0	1	.125	1	0	6	0	.222	0	0	0-0	5	0	0	1.000
Totals.....	.326	62-62	2198	563	716	129	26	122	519	1263	.575	313	73	486	28	.421	35	24	57-80	1653	652	67	.972
Opponents.....	.261	62-62	2111	286	551	110	6	50	263	823	.390	188	47	520	41	.332	18	21	60-79	1589	496	67	.969

LOB - Team (492), Opp (449). **DPs turned** - Team (54), Opp (48). **CI** - Team (3), Leonida, C. 2, Skole, M. 1, Opp (1). **IBB** - Team (3), Burnette, C. 1, Plagman, T. 1, Nichols, T. 1, Opp (4). **Picked off** - Rowland, J. 2, Burnette, C. 2, Dietrich, D. 2, Esch, J. 1, Plagman, T. 1, Leonida, C. 1.

Pitching

Player.....	ERA	W-L	APP	GS	CG	SHO	CBO	SV	IP	H	R	ER	BB	SO	2B	3B	HR	AB	B/Avg	WP	HBP	BK	SFA	SHA
25 Deck McGuire.....	2.96	9-4	16	16	2	0	2	0	112.2	94	44	37	33	118	15	0	13	416	.226	10	8	0	1	5
19 Mark Pope.....	3.78	8-1	13	11	1	1	1	1	78.2	90	37	33	13	73	14	2	7	308	.292	2	5	0	1	3
37 Jed Bradley.....	4.83	9-5	16	16	0	0	1	0	91.1	107	58	49	25	99	23	0	6	363	.295	5	6	4	6	4
28 Brandon Cumpton.....	5.50	9-3	15	15	0	0	1	0	73.2	86	53	45	32	53	23	1	10	289	.298	2	8	1	3	5
15 Clay Dalton.....	0.00	0-0	5	0	0	0	1	0	6.0	4	0	0	5	5	1	0	0	22	.182	1	1	0	0	0
39 Taylor Wood.....	2.03	0-0	13	0	0	0	0	0	13.1	6	5	3	6	17	2	0	1	44	.136	2	0	0	2	0
27 Andrew Robinson.....	2.43	4-0	26	0	0	0	2	8	33.1	35	11	9	8	25	5	1	1	129	.271	1	3	0	0	3
14 Patrick Long.....	3.12	0-0	21	0	0	0	0	0	17.1	12	6	6	7	21	4	0	0	66	.182	3	1	0	0	0
24 Jake Davies.....	3.52	2-0	17	0	0	0	0	0	15.1	15	8	6	6	10	3	1	3	56	.268	0	1	1	2	1
35 Zach Brewster.....	3.60	1-0	15	0	0	0	0	0	10.0	9	4	4	11	9	0	0	2	38	.237	3	1	0	0	0
30 Buck Farmer.....	3.63	5-1	19	3	0	0	1	0	52.0	39	25	21	18	44	9	1	4	191	.204	5	6	0	2	0
7 Ben McKinney.....	4.82	0-1	11	0	0	0	0	0	9.1	11	6	5	3	7	0	0	0	39	.282	2	0	0	0	0
36 Kevin Jacob.....	5.23	0-0	10	0	0	0	3	2	10.1	11	6	6	6	13	2	0	1	37	.297	2	2	0	1	0
38 Luke Bard.....	7.43	0-0	19	1	0	0	2	2	26.2	30	22	22	14	25	8	0	2	108	.278	5	4	3	0	0
42 Sean Devine.....	9.00	0-0	1	0	0	0	0	0	1.0	2	1	1	1	1	1	0	0	5	.400	0	1	0	0	0
Totals.....	4.02	47-15	62	62	3	6	5	13	551.0	551	286	246	188	520	110	6	50	2111	.261	43	47	9	18	21
Opponents.....	8.67	15-47	62	62	2	0	0	7	529.2	716	563	510	313	486	129	26	122	2198	.326	54	73	15	35	24

PB - Team (12), Leonida, C. 8, Skole, M. 3, Nichols, T. 1, Opp (12). **Pickoffs** - Team (19), Bradley, J. 6, Pope, M. 5, Cumpton, B. 4, McGuire, D. 3, Long, P. 1, Opp (8). **SBA/ATT** - Leonida, C. (55-68), McGuire, D. (14-20), Cumpton, B. (13-16), Farmer, B. (12-14), Bradley, J. (8-13), Long, P. (5-5), Jacob, K. (2-3), Skole, M. (3-3), Pope, M. (2-3), Robinson, A. (1-2), Davies, J. (1-1), Wood, T. (1-1), Brewster, Z. (1-1), Nichols, T. (1-1).

Score by Innings

Inning.....	1	2	3	4	5	6	7	8	9	Extra	Total
Georgia Tech.....	63	71	56	79	75	82	66	47	19	5	563
Opponents.....	43	32	26	40	28	38	32	31	14	2	286

Attendance

Record.....	Site.....	Dates.....	Attendance.....	Average
47-15.....	Total.....	62.....	132,170.....	2,131
31-6.....	Home.....	37.....	69,852.....	1,887
16-9.....	Away/Neutral.....	25.....	62,318.....	2,492

2010 Batting

Game-by-Game [AB-R-H-RBI,*HR,!Grand Slam]

Date	Opponent	Burnette	Dantzler	Davies	Dietrich	Dove	Esch	Garafalo	Jones	Leonida	Martin	Nichols	Plagman	Rowland	Simonds	Skole	Thomas	Winn
2/19	MISSOURI STATE	3-0-2-0	4-0-1-0	dnp	2-1-1-0	dnp	4-0-1-1	1-0-0-0	dnp	3-0-0-0	dnp	1-0-0-0	4-1-2-2*	5-2-1-1*	dnp	3-0-1-0	dnp	dnp
2/20	MISSOURI STATE	4-2-2-5*	2-2-0-0	2-2-2-1	2-2-1-1	1-1-1-0	4-2-2-1	1-0-0-0	1-0-0-0	3-2-1-1	1-0-0-0	1-0-0-0	4-4-4-4**	4-1-2-3	2-0-0-0	5-1-1-2	2-1-2-0	dnp
2/21	MISSOURI STATE	4-3-4-1*	3-3-2-2*	4-0-0-0	5-0-2-0	0-1-0-0	3-2-2-1	1-0-1-3	1-0-0-0	4-1-3-4!	0-1-0-0	0-0-0-0	5-0-0-0	5-0-1-0	dnp	5-1-2-1*	0-1-0-0	dnp
2/23	at Georgia Southern	5-2-3-1	3-1-1-1	dnp	5-1-1-0	dnp	3-0-0-1	0-0-0-0	dnp	5-0-1-2	dnp	3-3-2-1	5-0-0-0	4-1-0-1	dnp	3-2-1-1	dnp	dnp
2/24	at Georgia Southern	5-2-3-1	3-1-0-0	2-0-1-0	4-0-0-0	dnp	5-0-3-3	dnp	dnp	2-1-2-1	3-0-1-0	3-0-2-0	5-3-2-2*	4-1-1-1	dnp	4-0-0-0	dnp	dnp
2/26	XAVIER	4-1-2-1	2-0-0-0	0-0-0-0	4-1-2-0	dnp	3-0-1-1	dnp	dnp	3-1-1-1	1-0-0-0	3-1-1-1	3-1-1-0	2-0-0-0	dnp	2-0-0-1	dnp	dnp
2/27	XAVIER	3-1-1-2	4-1-0-0	1-0-0-0	3-2-1-3*	1-0-0-0	4-1-3-4*	2-2-1-2*	0-0-0-0	4-2-2-1	1-0-0-0	1-0-0-0	3-2-1-0	4-2-2-2*	dnp	4-2-3-1*	1-0-1-0	1-0-0-0
2/28	XAVIER	4-0-0-0	3-1-1-0	1-0-0-0	4-1-1-0	dnp	dnp	1-1-1-1	0-0-0-0	3-1-2-1*	dnp	3-0-0-0	4-1-1-2*	4-0-0-0	dnp	4-0-1-0	1-0-0-0	dnp
February Total		.531^(2*)	.208^(*)	.300	.310	.500	.462^(*)	.500^(*)	.000	.444^(2*)	.167	.400	.333^(2*)	.219⁽²⁾	.000	.300^(2*)	.750	.000
3/5	RUTGERS	3-0-1-0	3-0-2-0	3-0-0-0	2-1-0-0	dnp	4-0-2-1	dnp	dnp	2-0-0-0	1-0-0-0	dnp	4-1-1-1	3-2-2-1*	dnp	3-1-1-1	dnp	dnp
3/6	RUTGERS	4-1-1-2	4-2-2-3	0-0-0-0	3-2-2-2	1-0-0-0	4-4-3-2	1-0-0-0	1-0-0-0	5-3-4-4*	2-1-1-0	2-1-1-2	3-1-1-3	2-2-0-0	1-0-1-1	4-2-3-0	1-0-1-0	1-0-0-0
3/7	RUTGERS	4-1-1-3*	2-0-1-1	dnp	5-1-2-2	0-0-0-0	4-1-2-0	0-0-0-0	dnp	4-1-2-0	0-0-0-0	0-0-0-0	3-0-1-0	3-2-1-0	dnp	3-2-2-3*	1-0-0-0	0-0-0-0
3/12	WAKE FOREST	4-1-2-1	2-0-0-0	dnp	5-1-1-2	dnp	4-1-1-1	dnp	dnp	3-0-1-1	dnp	3-1-3-1	4-3-2-0	5-1-2-1	dnp	2-1-2-1	dnp	dnp
3/13	WAKE FOREST	5-2-2-3*	3-1-1-2*	0-0-0-0	3-1-1-1	dnp	6-0-0-0	dnp	dnp	5-2-2-2*	dnp	2-1-1-2	5-3-3-0	4-1-0-0	dnp	4-4-3-3*	dnp	dnp
3/14	WAKE FOREST	4-0-0-0	3-1-1-0	dnp	4-0-0-0	dnp	3-1-0-1	dnp	dnp	3-0-1-1	dnp	3-2-1-1*	1-1-1-3*	3-1-1-0	dnp	4-0-2-0	dnp	dnp
3/16	GEORGIA	3-0-0-0	3-1-1-1*	0-0-0-0	2-1-0-0	dnp	3-1-2-1	1-0-0-0	dnp	4-0-2-1	dnp	2-0-0-0	5-1-1-2*	5-2-2-1*	dnp	4-0-0-0	dnp	dnp
3/19	at Maryland	4-0-1-1	3-0-0-0	1-0-0-0	4-1-2-1*	dnp	4-0-1-0	dnp	dnp	4-0-0-0	dnp	3-0-0-0	4-0-0-0	4-0-1-0	dnp	3-1-2-0	dnp	dnp
3/20	at Maryland	4-2-2-3*	6-4-4-8*	1-0-1-2	6-2-2-3*	1-1-1-0	3-3-0-0	1-1-0-0	dnp	4-3-2-1	2-1-1-0	1-0-0-0	4-1-1-0	3-5-2-2	1-0-0-0	6-0-2-2	4-1-2-0	0-0-0-1
3/21	at Maryland	4-0-1-0	3-1-0-0	dnp	3-3-1-1*	dnp	5-0-0-0	dnp	dnp	5-1-3-5*	1-0-0-0	1-0-0-0	4-2-1-2*	3-2-1-1*	dnp	4-1-1-1*	1-0-0-0	dnp
3/23	at Mercer	5-1-1-1*	inj	0-0-0-0	5-1-4-4	1-0-0-0	5-2-2-0	0-0-0-0	1-0-0-0	6-1-0-1	1-0-0-0	4-2-1-2*	2-0-2-2	4-4-3-1*	1-0-0-0	5-1-1-3*	2-3-1-0	1-0-0-0
3/24	MERCER	4-0-1-1	inj	2-0-0-0	3-3-2-1	0-0-0-0	2-2-2-1	2-0-1-1	2-0-0-0	3-2-2-2	2-0-0-0	4-1-2-3	3-1-2-2	4-3-1-2*	0-1-0-0	5-3-3-1	3-2-2-1	2-1-1-1*
3/26	at North Carolina	4-0-0-0	inj	dnp	5-0-0-0	dnp	3-0-0-0	dnp	dnp	3-0-0-1	0-0-0-0	3-2-2-0	3-0-0-0	4-0-1-0	dnp	3-0-0-0	3-0-0-0	dnp
3/27	at North Carolina	5-1-1-2	inj	0-0-0-0	5-2-2-1*	dnp	5-0-1-1	1-0-0-0	dnp	4-3-3-3*	1-0-0-0	2-0-0-0	3-4-1-1*	5-2-1-0	dnp	4-1-2-4	4-0-1-0	dnp
3/28	at North Carolina	5-3-4-1	inj	dnp	7-1-5-3*	dnp	5-0-0-0	dnp	dnp	6-1-2-0	dnp	4-2-1-1	4-0-0-0	7-1-2-2	dnp	5-2-2-0	5-1-2-4	dnp
3/30	at Georgia State	5-1-2-3	inj	1-0-0-0	5-1-0-1	0-0-0-0	4-1-1-0	1-0-0-0	0-0-0-0	3-3-1-0	0-0-0-0	4-0-1-2	5-3-3-2*	4-1-2-0	dnp	4-2-1-2*	4-2-1-1	1-0-0-0
3/31	at Kennesaw State	4-0-1-0	inj	0-0-0-0	4-1-1-3*	dnp	2-2-0-0	dnp	dnp	5-0-0-0	dnp	2-0-0-0	5-0-0-0	3-1-0-0	dnp	3-0-0-0	3-0-1-0	dnp
March Total		.296^(*)	.375^(*)	.125	.352^(2*)	.333	.258	.143	.000	.362^(*)	.200	.326^(2*)	.328^(2*)	.333⁽³⁾	.333	.409^(5*)	.355	.200^(*)
4/2	DUKE	5-2-2-3*	inj	1-0-0-0	3-1-0-1	dnp	2-3-1-1	1-0-1-0	dnp	5-1-3-1	0-1-0-0	4-1-2-0	3-2-1-2	2-1-1-1	dnp	4-1-1-1	3-0-0-0	dnp
4/3	DUKE	4-1-1-0	inj	1-0-0-0	4-3-3-4**	0-0-0-0	4-1-1-0	2-1-2-0	2-1-1-0	4-1-1-1	2-0-1-0	6-2-3-2	5-1-4-1	5-4-3-5*	1-1-1-2*	3-3-2-3*	1-1-0-0	2-1-1-3
4/4	DUKE	4-2-3-3**	inj	0-0-0-0	4-2-3-1	dnp	4-0-0-0	dnp	dnp	4-0-1-1	0-0-0-0	3-1-1-1*	4-0-1-2	3-2-1-0	dnp	4-2-2-1*	4-0-1-0	dnp
4/6	KENNESAW STATE	3-2-1-2*	inj	dnp	5-1-3-0	dnp	3-0-0-0	dnp	dnp	4-0-0-1	0-0-0-0	4-0-1-2	3-0-2-2	4-2-1-0	dnp	2-3-2-1	4-0-0-0	dnp
4/9	at #4 Virginia	3-0-1-0	inj	0-0-0-0	4-0-0-0	dnp	4-0-0-0	dnp	dnp	4-1-1-1*	dnp	3-1-1-0	4-1-2-3*	4-0-0-0	dnp	4-0-1-0	3-1-0-0	dnp
4/10	at #4 Virginia	3-0-0-0	inj	dnp	5-2-2-4*	dnp	4-1-1-0	dnp	dnp	4-0-0-0	4-2-0-0	4-1-3-0	5-1-2-3*	5-2-3-0	dnp	4-0-0-0	dnp	dnp
4/11	at #4 Virginia	4-0-0-0	inj	0-0-0-0	3-1-2-1*	dnp	3-0-0-0	dnp	dnp	4-0-0-0	dnp	4-0-2-0	3-0-0-0	4-0-1-0	dnp	3-0-2-0	4-0-0-0	dnp
4/14	at Georgia	4-2-3-1	inj	2-0-1-0	3-3-1-2	2-0-0-0	4-1-1-1	1-1-1-1	dnp	3-4-2-0	3-1-1-1	4-1-2-1	5-3-4-3*	5-3-4-2	1-0-0-0	4-3-2-5!	2-1-0-1	2-1-1-2*
4/16	#16 CLEMSON	5-2-2-2*	inj	0-0-0-0	5-0-1-0	dnp	4-1-2-0	dnp	dnp	5-1-2-1*	dnp	4-1-1-0	5-0-1-0	5-0-1-1	dnp	3-2-1-1*	3-1-1-3	dnp
4/17	#16 CLEMSON	4-1-1-0	inj	dnp	4-1-1-1*	dnp	3-1-1-1	dnp	dnp	3-0-0-0	dnp	3-1-1-1*	4-0-2-0	3-0-2-1	dnp	4-0-0-0	3-0-1-0	dnp
4/18	#16 CLEMSON	4-0-0-1	inj	0-0-0-0	4-0-0-0	dnp	5-2-4-1*	1-0-0-0	dnp	4-0-1-1	1-0-0-0	2-3-2-1	5-2-4-2	5-3-4-3	dnp	4-0-1-1	2-1-1-1	dnp
4/20	GEORGIA SOUTHERN	4-1-1-2	inj	dnp	4-1-2-2*	dnp	4-0-0-0	dnp	dnp	4-0-1-0	dnp	3-1-1-2*	2-2-0-0	3-1-1-0	dnp	3-0-1-0	3-0-1-0	dnp
4/21	GEORGIA SOUTHERN	3-1-1-1	inj	1-0-0-0	2-1-2-2	1-1-1-0	4-1-2-1	2-0-0-0	dnp	3-2-1-0	2-0-1-1	5-5-5-5**	5-2-4-4	4-2-2-2	1-0-0-0	2-1-0-1	2-2-1-0	1-0-1-0
4/23	#20 VIRGINIA TECH	5-0-0-0	inj	0-0-0-0	4-0-0-0	dnp	3-0-0-0	dnp	dnp	4-0-2-0	dnp	2-0-0-0	5-1-1-1*	5-0-0-0	dnp	5-0-2-0	4-0-0-0	dnp
4/24	#20 VIRGINIA TECH	4-1-2-0	inj	dnp	4-1-1-0	dnp	4-0-0-0	dnp	dnp	4-0-0-1	dnp	4-0-1-0	2-0-1-1	4-1-1-0	dnp	4-0-1-0	3-0-0-0	dnp
4/25	#20 VIRGINIA TECH	4-3-2-2*	inj	0-0-0-0	2-3-2-3*	dnp	4-2-1-1	dnp	dnp	5-1-1-2*	3-2-2-1	4-0-0-0	4-0-1-3	4-1-2-0	dnp	5-2-2-1*	dnp	dnp
4/27	Georgia	4-1-2-1	inj	dnp	5-1-1-0	dnp	3-0-0-0	dnp	dnp	4-1-1-0	4-0-1-2	3-1-0-0	4-0-2-1	5-1-2-0	dnp	4-1-2-2	dnp	dnp
4/30	at NC State	4-1-0-0	inj	dnp	4-1-2-1	dnp	3-0-0-0	1-0-0-0	dnp	3-0-0-0	4-1-1-0	4-2-2-3**	4-0-0-0	4-0-0-0	dnp	4-0-1-1	dnp	dnp
April Total		.324^(2*)	.000	.200	.377^(7*)	.333	.215^(*)	.500	.500	.239^(3*)	.304	.424^(7*)	.444^(2*)	.392^(1*)	.333^(1*)	.348^(6*)	.146	.600^(1*)
5/1	at NC State	4-0-0-0	inj	1-0-0-0	3-0-0-0	dnp	2-0-1-0	dnp	dnp	3-0-0-0	dnp	1-1-0-0	4-0-1-1	1-1-0-0	dnp	3-0-1-0	4-0-1-1	dnp
5/2	at NC State	4-0-1-0	inj	dnp	5-0-0-0	dnp	3-0-0-0	dnp	dnp	4-1-1-1*	4-0-0-0	3-0-0-0	3-2-1-0	5-1-2-0	dnp	3-1-2-4*	dnp	dnp
5/7	ILLINOIS-CHICAGO	3-1-1-1	4-1-1-0	dnp	4-1-4-1	dnp	2-0-0-0	1-1-0-0	dnp	5-0-0-0	dnp	4-1-2-0	2-0-1-1	3-3-3-3	dnp	4-0-0-1	dnp	dnp
5/8	ILLINOIS-CHICAGO	5-0-0-0	4-2-1-1*	dnp	4-2-2-0	dnp	1-0-0-0	dnp	dnp	4-2-3-3	dnp	3-1-2-3	3-2-1-0	5-0-1-0	dnp	4-2-2-2*	dnp	4-0-0-0
5/9	ILLINOIS-CHICAGO	4-2-3-1*	2-1-1-2	dnp	4-0-2-0	dnp	0-0-0-0	2-0-0-0	dnp	3-1-0-0	dnp	3-1-1-0	3-0-1-1	4-0-1-0	dnp	5-0-0-0	dnp	dnp
5/14	MIAMI	3-2-1-4	4-1-2-3	dnp	3-3-2-1*	1-0-0-0	4-0-1-1	1-0-0-0	dnp	3-2-3-2	dnp	4-1-3-0	4-2-1-2*	5-0-0-0	dnp	3-3-2-1	0-0-0-0	0-0-0-0
5/15	MIAMI	3-1-1-2*	4-0-2-0	0-0-0-0	3-0-1-0	dnp	2-0-1-0	1-0-0-0	dnp	4-0-0-0	dnp	3-1-0-0	3-0-0-0	4-0-1-0	dnp	4-0-0-0	dnp	dnp
5/16	MIAMI	5-1-1-0	3-1-2-1	1-0-0-0	4-1-3-1	dnp	1-0-0-0	1-0-1-1	dnp	2-2-0-1	dnp	4-0-1-0	5-0-1-0	4-0-0-0	dnp	5-1-3-1*	dnp	dnp
5/18	GEORGIA STATE	4-1-3-1	dnp	0-0-0-0	4-1-2-0	1-0-0-0	2-0-0-0	0-0-0-0	dnp	3-0-0-0	1-0-0-0	4-1-1-2*	3-3-2-4**	4-1-2-0	0-0-0-0	3-2-1-1*	4-0-1-1	1-0-1-0
5/20	at Boston College	6-3-5-3*	5-1-3-2	dnp	4-2-2-3*	dnp	6-1-3-1	dnp	dnp	6-1-1-2*	dnp	5-2-3-0	6-1-2-2*	5-1-2-0	dnp	6-2-2-2*	dnp	dnp
5/21	at Boston College	5-0-0-0	5-1-0-0	dnp	3-1-2-1	dnp	3-2-1-2	dnp	dnp	4-1-2-0	dnp	2-0-0-1	1-0-0-2	3-2-1-0	dnp	3-0-0-0	dnp	dnp
5/22	at Boston College	3-1-2-0	3-0-1-2	dnp	4-0-0-0	dnp	2-0-0-0	dnp	dnp	3-1-0-0	dnp	4-1-2-0	3-0-0-0	3-0-0-1	dnp	3-0-0-0	dnp	dnp
5/27	#18 Virginia Tech (ACC)	3-0-0-0	3-1-1-1*	dnp	4-0-0-0	dnp	3-0-0-0	dnp	dnp	4-0-1-0	dnp	4-0-0-0	4-0-1-0	3-1-1-1*	dnp	4-0-0-0	dnp	dnp
5/28	NC State (ACC)	3-1-1-1	3-1-0-1	dnp	2-4-0-0	dnp	4-2-1-1	dnp	dnp	3-0-1-2	dnp	4-2-2-1	4-3-3-3	4-2-2-1	dnp	3-2-1-3	dnp	dnp
5/29	#16 Clemson (ACC)	4-0-1-0	3-1-2-0	0-0-0-0	5-0-1-0	dnp	4-0-1-0	dnp	dnp	4-0-2-1	dnp	4-0-0-0	4-0-0-0	5-0-1-1	dnp	3-2-2-1*	dnp	dnp
6/4	MERCER (NCAA)	4-1-1-0	5-2-2-															

Luke Bard*

2010 Opp.	S/R	W/L	IP	H	R	ER	BB	SO	NP
2/20 Missouri State	R	—	1.0	0	0	0	1	2	19
2/23 at Georgia Southern	R	S	3.0	0	0	0	0	3	30
2/27 Xavier	R	—	1.0	0	0	0	0	0	9
3/6 Rutgers	R	—	1.0	1	0	0	0	3	14
3/13 Wake Forest	R	—	1.2	4	3	3	2	3	39
3/24 Mercer	R	—	1.0	3	1	1	0	2	16
3/26 North Carolina	R	—	0.2	0	0	0	0	0	2
3/27 North Carolina	R	—	1.1	0	0	0	1	1	15
3/31 Kennesaw State	S	—	3.0	1	2	2	1	5	55
4/4 Duke	R	—	1.0	5	2	2	0	1	32
4/9 Virginia	R	—	1.1	2	0	0	2	1	28
4/11 Virginia	R	—	0.0	2	3	3	1	0	13
4/21 Georgia Southern	R	—	3.0	3	2	2	2	0	50
4/25 Virginia Tech	R	S	1.1	3	2	2	1	1	35
5/1 NC State	R	—	2.0	0	0	0	1	2	37
5/9 Illinois-Chicago	R	—	1.0	0	0	0	0	1	14
5/18 Georgia State	R	—	1.0	2	2	2	1	0	21
5/20 Boston College	R	—	0.2	4	5	5	1	0	23
5/27 Virginia Tech	R	—	1.0	0	0	0	0	0	6

Jed Bradley*

2010 Opp.	S/R	W/L	IP	H	R	ER	BB	SO	NP
2/22 Missouri State	S	W	6.0	4	0	0	1	12	72
2/28 Xavier	S	L	5.0	8	5	4	0	6	93
3/7 Rutgers	S	W	6.0	4	0	0	0	9	79
3/14 Wake Forest	S	—	5.0	6	5	4	2	3	101
3/21 Maryland	S	W	7.0	6	1	1	2	9	101
3/28 North Carolina	S	—	4.0	6	6	5	4	4	91
4/4 Duke	S	W	6.0	9	2	1	1	7	88
4/11 Virginia	S	L	5.2	8	6	4	2	4	102
4/18 Clemson	S	W	7.0	8	3	3	0	8	99
4/25 Virginia Tech	S	W	6.0	6	3	3	2	6	94
5/2 NC State	S	W	6.0	7	3	2	3	4	100
5/9 Illinois-Chicago	S	W	6.0	8	2	2	1	10	92
5/16 Miami	S	W	6.0	5	3	3	2	5	96
5/22 Boston College	S	L	6.0	6	5	3	1	6	103
5/29 Clemson (ACC)	S	L	4.2	7	5	5	1	2	61
6/7 Alabama (NCAA)	S	L	5.0	9	9	9	3	4	95

Zach Brewster*

2010 Opp.	S/R	W/L	IP	H	R	ER	BB	SO	NP
2/20 Missouri State	R	—	1.0	0	0	0	0	2	15
2/24 at Georgia Southern	R	W	1.0	0	1	1	2	2	19
2/28 Xavier	R	—	0.1	1	0	0	1	0	11
3/6 Rutgers	R	—	1.0	0	0	0	0	1	15
3/16 Georgia	R	—	0.1	0	0	0	1	1	11
3/24 Mercer	R	—	1.0	0	0	0	0	1	11
3/26 North Carolina	R	—	0.1	0	0	0	2	0	12
3/28 North Carolina	R	—	1.0	1	2	2	1	0	13
3/31 Kennesaw State	R	—	0.1	1	0	0	0	0	7
4/11 Virginia	R	—	0.0	1	0	0	1	0	7
4/14 Georgia	R	—	1.0	0	0	0	0	0	6
4/16 Clemson	R	—	0.1	2	0	0	1	0	10
4/21 Georgia Southern	R	—	1.0	0	0	0	2	1	16
5/15 Miami	R	—	1.0	1	1	1	0	1	15
5/20 Boston College	R	—	0.1	2	0	0	0	0	11

Brandon Cumpton

2010 Opp.	S/R	W/L	IP	H	R	ER	BB	SO	NP
2/20 Missouri State	S	W	5.0	7	2	2	0	2	70
2/27 Xavier	S	W	7.0	1	0	0	3	4	93
3/6 Rutgers	S	W	5.0	7	5	4	2	2	83
3/13 Wake Forest	S	—	4.0	10	5	5	0	3	71
3/20 Maryland	S	W	7.0	7	4	4	4	2	106
3/27 North Carolina	S	—	4.1	8	5	4	1	5	102
4/2 Duke	S	W	7.0	10	3	3	2	7	107
4/10 Virginia	S	—	0.0	1	4	4	0	0	25
4/17 Clemson	S	W	7.0	8	3	2	2	6	102
4/25 Virginia Tech	S	L	4.0	4	6	3	1	1	63
5/1 NC State	S	L	5.1	6	4	3	5	4	30
5/8 Illinois-Chicago	S	W	5.0	3	2	2	2	4	71
5/18 Georgia State	S	W	6.0	4	0	0	2	8	85
5/29 NC State (ACC)	S	W	6.0	6	5	4	2	4	112
6/6 Alabama (NCAA)	S	L	1.0	4	5	5	2	1	43

Clay Dalton*

2010 Opp.	S/R	W/L	IP	H	R	ER	BB	SO	NP
2/27 Xavier	R	—	1.0	1	0	0	1	1	20
3/20 Maryland	R	—	1.0	0	0	0	2	2	24
3/28 North Carolina	R	—	1.0	0	0	0	0	0	7
4/2 Duke	R	—	2.0	2	0	0	1	2	33
4/21 Georgia Southern	R	—	1.0	1	0	0	1	0	18

Jake Davies*

2010 Opp.	S/R	W/L	IP	H	R	ER	BB	SO	NP
2/26 Xavier	R	—	0.0	1	0	0	0	0	2
3/6 Rutgers	R	—	1.0	1	0	0	1	2	19
3/13 Wake Forest	R	W	0.1	0	0	0	0	0	5

3/16 Georgia	R	—	0.1	0	0	0	0	1	4
3/23 Mercer	R	—	2.0	2	2	2	1	1	31
3/27 North Carolina	R	W	2.1	2	0	0	2	2	57
3/31 Kennesaw State	R	—	0.1	1	1	0	0	0	5
4/4 Duke	R	—	0.1	0	0	0	0	1	6
4/9 Virginia	R	—	0.0	1	1	1	0	0	3
4/16 Clemson	R	—	2.0	1	0	0	0	0	28
4/18 Clemson	R	—	1.0	0	0	0	0	1	18
4/23 Virginia Tech	R	—	0.2	0	0	0	0	0	4
4/25 Virginia Tech	R	—	0.0	1	1	1	0	0	5
5/15 Miami	R	—	1.0	1	0	0	0	1	18
5/18 Georgia State	R	—	1.0	1	1	0	0	0	14
5/20 Boston College	R	—	2.0	1	1	1	2	1	27
5/29 Clemson	R	—	1.0	2	1	1	0	0	4

Sean Devine

2010 Opp.	S/R	W/L	IP	H	R	ER	BB	SO	NP
2/20 Missouri State	R	—	1.0	2	1	1	1	1	29

Buck Farmer*

2010 Opp.	S/R	W/L	IP	H	R	ER	BB	SO	NP
2/21 Missouri State	R	—	1.0	1	0	0	0	0	20
2/24 at Georgia Southern	S	—	5.0	3	2	2	2	4	75
2/28 Xavier	R	—	0.1	1	1	0	0	0	11
3/7 Rutgers	R	—	1.0	0	0	0	0	1	9
3/4 Wake Forest	R	W	4.0	2	0	0	0	3	41
3/21 Maryland	R	—	1.0	1	2	2	1	0	17
3/24 Mercer	S	W	5.0	6	3	3	1	1	59
3/31 Kennesaw State	R	L	3.0	1	3	1	2	5	58
4/6 Kennesaw State	R	—	1.0	1	0	0	0	3	17
4/10 Virginia	R	W	6.0	4	1	1	3	6	101
4/17 Clemson	R	—	1.0	0	0	0	0	1	10
4/21 Georgia Southern	S	W	3.0	1	2	2	2	3	46
4/24 Virginia Tech	R	—	5.0	6	4	4	0	1	68
4/30 NC State	R	—	2.0	2	1	1	1	2	41
5/9 Illinois-Chicago	R	—	1.0	0	0	0	1	1	17
5/15 Miami	R	—	2.0	4	3	3	1	3	43
5/21 Boston College	R	W	2.2	1	0	0	2	2	32
5/29 NC State (ACC)	R	—	1.0	0	0	0	2	1	5
6/6 Alabama (NCAA)	R	—	7.0	5	3	2	0	7	92

Kevin Jacob*

2010 Opp.	S/R	W/L	IP	H	R	ER	BB	SO	NP
2/19 Missouri State	R	—	1.0	0	0	0	0	3	21
2/21 Missouri State	R	—	1.0	1	0	0	0	2	16
2/24 at Georgia Southern	R	S	1.1	3	1	1	0	1	21
2/26 Xavier	R	S	1.0	2	0	0	1	1	18
3/5 Rutgers	R	—	1.0	1	0	0	0	0	10
3/7 Rutgers	R	—	1.0	2	4	4	2	1	32
3/13 Wake Forest	R	—	1.0	0	0	0	1	0	8
5/14 Miami	R	—	1.0	0	0	0	0	3	14
5/21 Boston College	R	—	1.0	1	1	1	1	1	22

Patrick Long

2010 Opp.	S/R	W/L	IP	H	R	ER	BB	SO	NP
2/24 at Georgia Southern	R	—	0.1	0	0	0	0	0	3
2/26 Xavier	R	—	0.0	0	1	1	1	0	4
2/27 Xavier	R	—	0.1	0	0	0	0	0	2
3/6 Rutgers	R	—	1.0	0	0	0	0	1	8
3/13 Wake Forest	R	—	1.0	0	0	0	0	2	12
3/16 Georgia	R	—	0.0	1	0	0	0	0	1
3/24 Mercer	R	—	1.0	1	0	0	0	0	8
3/28 North Carolina	R	—	1.0	0	0	0	0	0	8
3/30 Georgia State	R	—	1.0	0	0	0	0	0	11
3/31 Kennesaw State	R	—	0.1	1	0	0	0	0	11
4/11 Virginia	R	—	1.1	1	0	0	0	1	7
4/14 Georgia	R	—	1.0	1	0	0	2	1	6
4/20 Georgia Southern	R	—	1.0	0	0	0	0	2	15
4/23 Virginia Tech	R	—	0.2	1	0	0	0	0	9
4/25 Virginia Tech	R	—	1.0	1	0	0	0	1	14
4/27 Georgia	R	—	0.2	1	1	1	0	2	13
5/7 Illinois-Chicago	R	—	2.0	0	0	0	0	5	22
5/16 Miami	R	—	1.0	0	0	0	1	1	16
5/29 Clemson (ACC)	R	—	1.1	1	1	1	0	2	61
6/7 Alabama (NCAA)	R	—	0.1	0	1	1	3	0	18

Deck McGuire

2010	Opp.	S/R	W/L	IP	H	R	ER	BB	SO	NP
2/19	Missouri State	S	W	7.0	5	0	0	0	10	100
2/26	Xavier	S	—	7.0	7	3	2	2	6	101
3/5	Rutgers	S	W	8.0	6	0	0	1	9	96
3/12	Wake forest	S	W	9.0	3	1	1	2	8	106
3/19	Maryland	S	L	8.0	7	5	2	3	6	97
3/26	North Carolina	S	W	7.0	6	1	1	3	10	110
4/2	Duke	S	W	7.0	6	3	3	1	5	107
4/9	Virginia	S	L	6.2	6	6	6	4	6	127
4/16	Clemson	S	—	7.0	7	6	6	1	8	102
4/23	Virginia Tech	S	—	7.0	4	1	1	1	8	110
4/30	NC State	S	L	6.0	10	5	4	2	8	104
5/7	Illinois-Chicago	S	W	6.0	7	4	3	1	6	109
5/14	Miami	S	W	7.0	4	1	1	3	9	100



The Atlantic Coast Conference

Consistency. It is the mark of true excellence in any endeavor.

However, in today's intercollegiate athletics, competition has become so balanced and so competitive that it is virtually impossible to maintain a high level of consistency.

Yet the Atlantic Coast Conference has defied the odds. Now, in its 58th year of competition, the ACC has long enjoyed the reputation as one of the strongest and most competitive intercollegiate conferences in the nation. And that is not mere conjecture, the numbers support it.

Since the league's inception in 1953, ACC schools have captured 121 national championships, including 65 in women's competition and 56 in men's. In addition, NCAA individual titles have gone to ACC student-athletes 131 times in men's competition and 91 times in women's action.

ACC Baseball again made its mark nationally in 2010. The conference saw eight teams - Clemson, Florida State, Georgia Tech, Miami, North Carolina, NC State, Virginia and Virginia Tech - ranked nationally at some point during the regular season, and seven of those teams remained ranked in at least one poll entering NCAA play.

Florida State, seeded fifth in the ACC Championship field, won the tournament for the fifth time since joining the conference prior to the 1992 season. All of those titles have come under the watch of veteran coach Mike Martin, who posted his 1,600th career victory earlier during the 2010 season.

Miami catcher Yasmani Grandal was named the ACC Player of the Year, earned a Gold Glove and was a consensus All-America selection after batting .401 with 15 home runs and 60 RBIs. Virginia's Danny Hultzen (11-1, 2.78 ERA) earned ACC Pitcher of the Year and joined Grandal in raking in numerous national honors. ACC Freshman of the Year honors went to Duke's Marcus Stroman, and Virginia's Brian O'Connor was voted Coach of the Year. Six ACC teams won at least 40 games (including postseason), led by Virginia's 51 victories.

Fourteen ACC student-athletes were named to at least one All-America team. That included Georgia Tech junior short-stop Derek Dietrich, who was also named the ACC Scholar-Athlete of the Year. Dietrich was one of a league-record 64 ACC players taken in the June Major League Baseball First-Year Player Draft. That included four first-round selections - North Carolina pitcher Matt Harvey, Miami's Grandal, Georgia Tech pitcher Deck McGuire and Clemson outfielder Kyle Parker.

ACC teams posted a record of 249-99 against non-conference opposition, a winning percentage of .716.

A league-record eight ACC teams earned spots in the 2010 NCAA Championship field. Virginia, Georgia Tech and Miami

were named as regional host schools, and Florida State earned an automatic berth as ACC champion. Clemson, North Carolina, NC State and Virginia Tech were also among the field of 64 teams.

Two teams moved on to the College World Series at Omaha, Neb., as Clemson topped Alabama in a best-of-three series, while Florida State turned back Vanderbilt in its Super Regional.

FSU appeared in the College World Series for the 20th time, while Clemson made its 12th appearance. This marked the fourth time in five years that the ACC placed multiple teams in the College World Series. A total of 12 ACC teams have appeared in the CWS over the past five seasons (2006-10).

The ACC has consistently infused Major League Baseball with talented players. The current 12 ACC schools have had 768 players selected in the MLB Draft since 1994, including 57 first-round picks. The conference's four student-athletes chosen in the first round in 2010 extended the ACC's streak of at least one player selected in the first round to 19 consecutive years.

The ACC has had at least 50 players taken in each of the last four drafts. The conference has also had multiple first-round selections in nine of the last 10 drafts.

The ACC has produced four No. 1 overall picks in North Carolina's B.J. Surhoff in 1985, Florida State's Paul Wilson in 1994, Clemson's Kris Benson in 1996 and Miami's Pat Burrell in 1998.

The 2010 MLB season saw former Florida State All-America catcher Buster Posey, a 2008 first-round draft pick by San Francisco, named the National League Rookie of the Year.

2009-10 in Review

The 2009-10 academic year saw league teams capture an all-time high eight national team titles and nine individual NCAA crowns. In all, the ACC has won 50 national team titles over the last 13 years. The ACC has won two or more NCAA titles in 28 of the past 30 years.

The ACC was the only conference in America to place four of its teams in the final Top 10 rankings of the 2009-10 Learfield Director's Cup Standings - symbolic of the nation's top overall programs - as Virginia (3rd), Florida State (5th), North Carolina (7th) and Duke (10th) all were ranked nationally in the Top 10.

A total of 123 ACC teams placed in NCAA post-season competition in 2009-10. League teams compiled a 116-64-3 (.637) mark against opponents in NCAA championship competition. The ACC had 96 teams ranked in the Top 25 polls, including 42 ranked among their sport's top 10.

2009-10 National Championships

Field Hockey - North Carolina
Women's Soccer - North Carolina
Men's Soccer - Virginia
Men's Basketball - Duke
Men's Ice Hockey - Boston College
Men's Lacrosse - Duke
Women's Lacrosse - Maryland
Rowing - Virginia

The Championships

The conference will conduct championship competition in 25 sports during the 2010-11 academic year - 12 for men and 13 for women.

The first ACC championship was held in swimming on February 25, 1954. The conference did not conduct championships in cross country, wrestling or tennis during the first year.

The 12 sports for men include football, cross country, soccer, basketball, swimming, indoor and outdoor track, wrestling, baseball, tennis, golf and lacrosse. Fencing, which was started in 1971, was discontinued in 1981.

Women's sports were initiated in 1977 with the first championship meet being held in tennis at Wake Forest University.

Championships for women are currently conducted in cross country, field hockey, soccer, basketball, swimming, indoor and outdoor track, tennis, golf, lacrosse, softball and rowing with volleyball deciding its champion by regular season play.

A History

The Atlantic Coast Conference was founded on May 8, 1953, at the Sedgefield Inn near Greensboro, N.C., with seven charter members - Clemson, Duke, Maryland, North Carolina, North Carolina State, South Carolina and Wake Forest - drawing up the conference by-laws.

The withdrawal of seven schools from the Southern Conference came early on the morning of May 8, 1953, during the Southern Conference's annual spring meeting. On June 14, 1953, the seven members met in Raleigh, N.C., where a set of bylaws was adopted and the name became officially the Atlantic Coast Conference.

Suggestions from fans for the name of the new conference appeared in the region's newspapers prior to the meeting in Raleigh. Some of the names suggested were: Dixie, Mid South, Mid Atlantic, East Coast, Seaboard, Colonial, Tobacco, Blue-Gray, Piedmont, Southern Seven and the Shoreline.

Duke's Eddie Cameron recommended that the name of the conference be the Atlantic Coast Conference, and the motion was passed unanimously. The meeting concluded with each member institution assessed \$200.00 to pay for conference expenses.

On December 4, 1953, conference officials met again at Sedgefield and officially admitted the University of Virginia as the

league's eighth member. The first, and only, withdrawal of a school from the ACC came on June 30, 1971, when the University of South Carolina tendered its resignation.

The ACC operated with seven members until April 3, 1978, when Georgia Tech was admitted. The Atlanta school had withdrawn from the Southeastern Conference in January of 1964.

The ACC expanded to nine members on July 1, 1991, with the addition of Florida State University, and then expanded to 11 members on July 1, 2004, with the addition of the University of Miami and Virginia Tech. On October 17, 2003, Boston College accepted an invitation to become the league's 12th member starting July 1, 2005.

School Affiliations

BOSTON COLLEGE -- Charter member of the

Big East in 1979; joined ACC in July, 2005.

CLEMSON -- Charter member of the Southern Intercollegiate Athletic Association in 1894; charter member of the Southern Conference in 1921; charter member of the ACC in 1953.

DUKE -- Joined the Southern Conference in December, 1928; charter member of the ACC in 1953.

FLORIDA STATE -- Charter member of the Dixie Conference in 1948; joined the Metro Conference in July, 1976; joined the ACC July, 1991.

GEORGIA TECH -- Charter member of the Southern Intercollegiate Athletic Association in 1894; charter member of Southern Conference in 1921; charter member of SEC in 1932; joined the ACC in April, 1978.

MARYLAND -- Charter member of the Southern Conference in 1921; charter member of the ACC in 1953.

MIAMI -- Charter member of the Big East Football Conference in 1991; joined ACC in July, 2004.

NORTH CAROLINA -- Charter member of the Southern Intercollegiate Athletic Association in 1894; charter member of the Southern Conference in 1921; charter member of the ACC in 1953.

NC STATE -- Charter member of the Southern Conference in 1921; charter member of the ACC in 1953.

VIRGINIA -- Charter member of the Southern Intercollegiate Athletic Association in 1894; charter member of the Southern Conference in 1921; resigned from Southern Conference in December 1936; joined the ACC in December, 1953.

VIRGINIA TECH -- Charter member of the Southern Conference in 1921; withdrew from the Southern Conference in June, 1965; became a charter member of the Big East Football Conference in Feb. 5, 1991; joined the ACC in July, 2004.

WAKE FOREST -- Joined the Southern Conference in February, 1936; charter member of the ACC in 1953.

ACC History

Series Records vs. Current ACC Teams

Opponent.....	Overall.....	In ACC*.....	At RCS.....	ACC Tourn...1st Mtg.
Boston College.....	9-5.....	9-5.....	3-1.....	0-1.....2006
Clemson.....	102-100-3.....	48-62.....	70-39-2.....	9-15.....1902
Duke.....	80-27.....	69-23.....	44-13.....	8-2.....1903
Florida State.....	39-63.....	31-35.....	17-23.....	6-6.....1959
Maryland.....	68-24.....	63-22.....	40-6.....	4-2.....1921
Miami.....	26-46-2.....	11-10.....	13-18.....	2-2.....1958
North Carolina.....	64-53.....	55-45.....	31-25.....	10-4.....1901
NC State.....	66-46.....	59-43.....	33-11.....	12-11.....1921
Virginia.....	64-40-2.....	58-34-1.....	34-14-2.....	6-3.....1924
Virginia Tech.....	16-9.....	12-7.....	12-6.....	0-1.....1980
Wake Forest.....	65-34-1.....	60-28-1.....	40-13.....	9-4.....1898


Tech vs. ACC (Overall): 595-444-8 (.572)

Tech vs. ACC (As a member vs. members): 475-311-2 (.604)

Tech in the ACC Tournament: 66-51 (.564)

*Record as a member of the ACC vs. members of the ACC.

Tech became eligible for ACC Championship in 1980; Florida State in 1992; Miami and Virginia Tech in 2005; Boston College in 2006.



SCOTT JORDAN (above) won MVP honors with three home runs and seven stolen bases in the 1985 ACC Championship while TODD SHIVER (below) earned his MVP trophy by winning two games in the 1987 ACC Tournament.

Year-by-Year vs. the ACC

Year	BC	CU	DU	FSU	MD	UM	NC	NCS	VA	VT	WF	Total	Overall	Division
1980	-	1-1	0-2	-	0-2	-	0-2	2-0	0-2	-	0-1	3-10	7th	-
1981	-	0-2	0-2	-	0-2	-	0-2	0-2	0-2	-	1-1	1-13	8th	-
1982	-	0-2	1-1	-	2-0	-	0-2	1-1	2-0	-	0-2	6-8	5th	-
1983	-	1-1	1-1	-	0-2	-	1-1	1-1	1-1	-	1-1	6-8	5th	-
1984	-	0-2	-	-	1-1	-	0-2	1-1	1-1	-	2-0	5-7	5th	-
1985	-	1-1	1-1	-	1-1	-	0-2	1-1	1-1	-	1-0-1	6-7-1	5th	-
1986	-	1-1	2-0	-	2-0	-	1-1	1-1	2-0	-	1-1	10-4	2nd	-
1987	-	3-0	2-1	-	3-0	-	3-0	2-1	1-2	-	3-0	17-4	1st	-
1988	-	0-3	2-1	-	1-1	-	3-0	1-2	2-1	-	3-0	12-8	3rd	-
1989	-	1-2	2-0	-	3-0	-	1-2	1-2	3-0	-	2-0	13-6	3rd	-
1990	-	1-2	3-0	-	-	-	2-1	0-3	3-0	-	0-3	9-9	T4th	-
1991	-	1-2	1-2	-	3-0	-	1-2	2-1	2-1	-	2-0	12-8	2nd	-
1992	-	2-1	2-1	1-2	1-1	-	3-0	0-3	3-0	-	2-1	14-9	4th	-
1993	-	3-0	3-0	1-2	0-1	-	2-1	2-1	2-1	-	3-0	16-6	1st	-
1994	-	1-2	3-0	2-1	2-1	-	2-1	2-1	3-0	-	1-2	16-8	T2nd	-
1995	-	0-3	3-0	2-1	3-0	-	1-2	3-0	1-2	-	3-0	16-8	3rd	-
1996	-	1-2	2-1	1-2	3-0	-	0-3	2-1	3-0	-	1-2	13-11	T3rd	-
1997	-	1-1	3-0	1-2	3-0	-	3-0	3-0	2-1	-	3-0	19-4	1st	-
1998	-	3-0	3-0	0-3	2-1	-	1-2	1-2	2-0	-	2-1	14-9	T2nd	-
1999	-	0-3	2-1	1-2	3-0	-	2-1	2-1	1-2	-	1-2	12-12	5th	-
2000	-	2-1	1-2	1-2	3-0	-	3-0	3-0	3-0	-	2-1	18-6	1st	-
2001	-	1-2	2-1	2-1	3-0	-	1-2	1-2	2-1	-	1-2	13-11	4th	-
2002	-	2-1	3-0	0-3	2-1	-	2-1	3-0	2-1	-	0-2	14-9	5th	-
2003	-	0-3	3-0	1-2	3-0	-	2-1	2-1	3-0	-	3-0	17-7	2nd	-
2004	-	3-0	3-0	3-0	3-0	-	2-1	2-0	0-3	-	2-1	18-5	1st	-
2005	-	2-1	3-0	3-0	2-1	2-1	1-2	3-0	0-3	3-0	3-0	22-8	1st	-
2006	1-2	2-1	3-0	3-0	1-2	2-1	2-1	1-2	2-1	2-1	-	19-11	4th	3rd
2007	2-1	1-2	2-1	0-3	3-0	1-2	1-2	3-0	1-1	1-2	-	15-14	7th	4th
2008	3-0	2-1	2-1	0-3	1-2	0-3	1-2	-	2-1	3-0	2-1	16-14	5th	3rd
2009	1-0	1-2	1-2	2-1	3-0	2-1	1-2	-	1-1-1	2-1	3-0	17-10-1	4th	2nd
2010	2-1	3-0	3-0	-	2-1	2-1	3-0	1-2	1-2	1-2	3-0	21-9	2nd	2nd

Regular-season series only. Tournament games not included.



All-ACC Tournament Team

(The first actual All-Tournament team to be selected was in 1987. OH denotes Outstanding Hitter selection for the tournament.)

1985	Scott Jordan.....	OF.....	MVP
1986	Jeff Distasio.....	1B.....	MVP
	Mike Fowler.....	OF.....	OH
1987	Todd Shiver.....	P.....	MVP
	Carl Stiller.....	3B.....	OH
	Mike Fowler.....	OF.....	
1988	Ty Griffin.....	2B.....	MVP-OH
	Scott Erwin.....	P.....	
	Pat McGuire.....	OF.....	
	Billy Parham.....	1B.....	
	Jim Poole.....	P.....	
1990	Andy Bruce.....	3B.....	
	Anthony Maisano.....	DH.....	
1991	Anthony Byrd.....	OF.....	
	Andy Bruce.....	3B.....	
1992	Jason Varitek.....	C.....	
	Jay Payton.....	OF.....	
1993	Jason Varitek.....	C.....	
1994	Nomar Garciaparra.....	SS.....	
1996	Tucker Barr.....	C.....	
1997	Kris Wilson.....	DH.....	
2000	Jason Basil.....	OF.....	MVP
	Bryan Prince.....	C.....	
	Brad Stockton.....	OF.....	
	Cory Vance.....	P.....	
2001	Jason Basil.....	OF.....	
2002	Wes Rynders.....	OF.....	
2003	Brian Burks.....	P.....	MVP
	Clifton Remole.....	1B.....	
	Eric Patterson.....	2B.....	
	Micah Owings.....	3B.....	
	Jeremy Slayden.....	OF.....	
2004	Clifton Remole.....	OF.....	
2005	Tyler Greene.....	SS.....	MVP
	Jeff Kindel.....	OF.....	
	Whit Robbins.....	1B.....	
2006	Luke Murton.....	1B.....	



1988 ACC CHAMPIONS



2000 ACC CHAMPIONS



Nine former Yellow Jackets were among the 50 players named to the ACC's 50th Anniversary Team in 2002. Pictured here are (left to right): KEVIN BROWN, TY GRIFFIN, RICCARDO INGRAM, JIM POOLE, BRAD RIGBY, MARK TEIXEIRA and JASON VARITEK. Not pictured are Jay Payton and Nomar Garciaparra.

ACC Tournament Linescores

1980 - Raleigh, N.C.

Doak Field

(Single-elimination)

Georgia Tech.....2 9 1
Maryland.....9 13 1
Jim Thorsten, Mike Gentry (5) and Danny Watkins; Pete Sinopoli and Steve Jordan. HR-Gary Newsom (GT), John Brisee (M). W-Sinopoli. L-Thorsten.

First-round game played at Shipley Field, College Park, Md.

1981 - Chapel Hill, N.C.

Boshamer Stadium

Georgia Tech.....6 14 3
Clemson.....7 11 3
10 innings

Richard O'Brien, Jim Thorsten (7), Alan Walker (8), Chuck Moore (10) and Greg Woodward; Jeff Gilbert, Greg Guin (7) and Coe Brier, David Lemaster (8). W-Guin. L-Walker. HR-Guin (C).

Virginia.....2 7 1
Georgia Tech.....5 9 4
Doug Erbaugh, Ken Smither (1), Jeremy Peizer (8) and Mel Barbee; Stu Rogers and Greg Woodward. W-Rogers. L-Smither. HR-Rick Lockwood (GT), Tommy Thompson (GT), Danny Watkins (GT).

Georgia Tech.....6 9 6
N.C. State.....9 13 3
Jim Thorsten, Mike Gentry (2), Eric Perry (4), Chuck Moore (4), Alan Walker (6), and Greg Woodward; Mike Pesavento, Jim Rivera (5), and Pat Sheehy. W-Rivera. L-Walker. HR-David Trapani (GT), Chuckie Canady (NCS).

1982 - Chapel Hill, N.C.

Boshamer Stadium

Georgia Tech.....5 6 1
N.C. State.....1 2 1
Stu Rogers and Greg Woodward; Joe Plesac, Jim Rivera (5) and Jim Toman. W-Rogers. L-Plesac. HR-Rick Lockwood (GT), Tracy Black (NCS).

Clemson.....16 16 0
Georgia Tech.....2 4 4
Jimmy Key, Bill Wolff (9) and Coe Brier, Steve Van Dyke (5); Alan Walker, Richard O'Brien (8), Brad Stuart (8), Jeff Waller (9), Joe Todd (9), Mike Stanford (9) and Greg Woodward. W-Key. L-Walker. HR-Craig Roberson (C).

Georgia Tech.....6 9 3
Wake Forest.....8 9 2
John Jett, Richard O'Brien (7) and Greg Woodward; Scott Harrison, Frank Warner (8) and David Couch. W-Harrison. L-Jett. SV-Warner. HR-Bill Ruffner (WF) 2, Brian Greif (WF), Bill Merrifield (WF).

1983 - Chapel Hill, N.C.

Boshamer Stadium

Georgia Tech.....7 3 3
N.C. State.....10 14 2
Stu Rogers, George Shirilla (8) and Greg Woodward; Dan Plesac, David Hall (9) and Jim Toman. W-Plesac. L-Rogers. HR-Toman (NCS).

Virginia.....8 17 1
Georgia Tech.....1 8 7
John Kampschror and Jack Murray; Jeff Distasio, Keith Fleming (7) and Greg Woodward. W-Kampschror. L-Distasio. HR-Kevin Clarke (V).

1984 - Durham, N.C.

Durham Athletic Park (Runner-up)

Georgia Tech.....0 3 3
Maryland.....4 10 3
Stu Rogers and Jeff Mons; Mike Romanovsky and Tom Weider. W-Romanovsky. L-Rogers.

Wake Forest.....3 10 1
Georgia Tech.....4 12 2
12 innings
Jeff Mnick, Leo Leitner (9) and David Couch; Rob Beistline, Keith Fleming (10) and Jeff Mons. W-Fleming. L-Leitner. HR-Mike Wilcox (WF), Kyle Caddell (WF).

Georgia Tech.....8 17 1
Duke.....4 6 1
10 innings
John Horn, Keith Fleming (8), Mike Stanford (9) and Jeff Mons; Andrew Penrod, Mark Sikorski (8), Dave Coughenour (10) and Tom Decker. L-Sikorski. HR-Chuck Maisano (GT), Ron Bianco (D).

N.C. State.....3 9 0
Georgia Tech.....5 6 1
Mike Pesavento and Doug Davis; Stu Rogers and Jeff Mons. W-Rogers. L-Pesavento. HR-Tracy Black (NCS), Scott Jordan (GT).

Finals

North Carolina.....9 12 0
Georgia Tech.....4 11 7
Doug Torborg, Bob Mulligan (6), Gordon Douglas (7) and Matt Merullo; Kevin Brown, George Shirilla (4), Mike Stanford (9), Keith Fleming (9) and Jeff Mons. W-Torborg. L-Brown. SV-Douglas. HR-Devy Bell (NC), Scott Johnson (NC), Glenn Liacouras (NC), B.J. Surhoff (NC), Steve Newbern (GT), Scott Jordan (GT).

1985 - Atlanta, Ga.

Russ Chandler Stadium (Champions)

Georgia Tech.....23 27 1
N.C. State.....11 22 4
Kevin Brown, Rob Beistline (6), Roger Roddy (9) and Jeff Mons, Pete Stephens (8); Paul Grossman, Mike Schopp (2), Greg Solomon (3), Joe Maciejewski (3), Mark Sigmon (7), Brian Waggoner (9) and Jim McNamara. W-Brown. L-Grossman. HR-Scott Jordan (GT) 2, Pete Geist (GT), Andrew Fava (NCS), Mick Billmeyer (NCS), Turtle Zaun (NCS).

Georgia Tech.....15 14 1
Wake Forest.....11 17 2
Keith Fleming, Rob Beistline (7) and Jeff Mons; Jeff Mnick, Mike Featherstone (4), Keith Ksanskok (8) and Emmett Walsh. W-Fleming. L-Mnick. HR-Scott Jordan (GT), Nick Chmil (WF).

1986 - Durham, N.C.

Durham Athletic Park (Champions)

Maryland.....5 8 2
Georgia Tech.....7 8 4
Bruce Ford, Rich Smith (9) and Preston Warner; Jeff Distasio, Roger Roddy (4), Jim Poole (4), Keith Fleming (6) and Jeff Mons. HR-Distasio (GT). W-Fleming. L-Ford.


Clemson.....5 11 3
Georgia Tech.....16 17 3
Oliver Whitaker, Scott Welch (3), John Burnette (6) and Bert Heffernan, Joey Rowland (7); Kevin Brown, Jim Poole (7), John Stewart (9) and Jeff Mons. W-Brown. L-Whitaker. HR-Steve Baucom (C) 2, Mike Fowler (GT), Jeff Distasio (GT) 2, Pat McGuire (GT).

Georgia Tech.....7 11 1
N.C. State.....3 2 2
Roger Kinard, Jim Poole (7), Keith Fleming (8) and Jeff Mons; Jeff Hartsock and Jim McNamara. W-Kinard. L-Hartsock. SV-Fleming. HR-Riccardo Ingram (GT), Frank Bolick (GT).

Georgia Tech.....9 9 3
North Carolina.....7 11 2
Todd Shiver, Jim Poole (8) and Jeff Mons; Doug Torborg, Todd Kopczynski (4), Tim Kirk (4) and Matt Merullo. W-Shiver. L-Kopczynski. SV-Poole. HR-Ty Griffin (GT), Jeff Distasio (GT), Mike Fowler (GT), Frank Bolick (GT), Howard Freiling (NC), Matt Merullo (NC).

Finals

N.C. State.....6 8 3
Georgia Tech.....9 11 1
Brad Rhodes, Eddie McClendon (1), Larry Price (5) and Jim McNamara; Scott Erwin, John Stewart (3), Keith Fleming (7) and Jeff Mons. W-Stewart. L-Price. SV-Fleming. HR-Bill Klenoshek (NCS), Andrew Fava (NCS), K.G. White (GT), Jeff Distasio (GT), Riccardo Ingram (GT).



Head coach **JIM MORRIS** accepts the trophy for Georgia Tech's first ACC Baseball Championship in 1985 from director of athletics Homer Rice while the Yellow Jackets celebrate at Russ Chandler Stadium.

Clemson.....9 12 6
Georgia Tech.....12 11 2
John Pawlowski, John Burnett (7), Steve Currier (8), Jeff Fisher (8), Bill Steele (8) and Bert Heffernan; Roger Kinard, Roger Roddy (6), George Shirilla (6), John Stewart (9) and Jeff Mons, Pete Stephens (7). W-Shirilla. L-Fisher. HR-Heffernan (C).

Georgia Tech.....8 11 0
Maryland.....2 8 2
John Horn and Jeff Mons; Erik Weisskopf, Thom Tryon (6) and Charlie Laird. W-Horn. L-Weisskopf. HR-Jamie Sims (GT), Mons (GT), Rick Wilson (M).

Finals

Clemson.....5 11 0
Georgia Tech.....7 13 1
Oliver Whitaker, Jeff Fisher (8) and Bert Heffernan; Kevin Brown and Jeff Mons, Pete Stephens (9). W-Brown. L-Whitaker. HR-Scott Dillon (C), K.G. White (GT).


1987 - Greenville, S.C.

Municipal Stadium (Champions)

Duke.....1 4 3
Georgia Tech.....3 9 1
Don Fowler and Bert Beviglia; Todd Shiver and Brian Fleury. W-Shiver. L-D. Fowler. HR-Mike Fowler (GT).

Georgia Tech.....4 11 0
N.C. State.....5 10 1
Roger Kinard, John Davis (9) and Brian Fleury, David Ivester (6); Preston Woods, Mark Wendel (3), Larry Price (9) and Bobby Russell. W-Price. L-Kinard. HR-Turtle Zaun (NCS).

Georgia Tech.....5 8 1
Wake Forest.....3 6 4
Sam Drake, Jim Poole (9) and David Ivester; Craig Gourlay and Anthony Maisano. W-Drake. L-Gourlay. HR-Carl Sittler (GT).



K.G. WHITE and **BILLY PARHAM** give coach **JIM MORRIS** a bath after Georgia Tech defeated NC State for the 1987 ACC Championship in Greenville.

Clemson.....1 11 1
Georgia Tech.....7 8 1
Bill Steele, Doug Marchal (5), Mike Huggins (6), Scott Welch (7) and Bert Heffernan; Todd Shiver, Jim Poole (8) and David Ivester. W-Shiver. L-Steele. HR-Carl Sittler (GT).


Finals

N.C. State.....0 5 2
Georgia Tech.....6 9 0
Brad Rhodes, Eddie McClendon (4), Mark Wendel (6) and Bill Klenoshek; Roger Kinard and David Ivester. W-Kinard. L-Rhodes.

1988 - Greenville, S.C.

Municipal Stadium (Champions)

Wake Forest.....3 6 2
Georgia Tech.....4 8 1
Buddy Jenkins, Frank Humber (8) and Greg Cox; Scott Erwin, Jim Poole (8) and David Ivester. W-Poole. L-Jenkins. HR-Sean Gallaher (WF).



Catcher **DAVID IVESTER** helped the Yellow Jackets to their fourth consecutive ACC title in 1988 with a 6-2 win over North Carolina in the championship game.

Georgia Tech.....3 7 2
North Carolina.....5 9 2
Sam Drake, Jon George (5) and David Ivester; Jim Dougherty, Rich Fernandez (9) and Jesse Lewis. W-Dougherty. L-Drake. SV-Fernandez.

Virginia.....4 9 4
Georgia Tech.....5 11 1
Doug Johns, Mike Brennan (5), Todd Vick (6), Mark McMillan (7) and Mike Marrale; Doug Creek, Joe Wise (7), Jim Poole and David Ivester (9). W-Creek. L-Johns. SV-Poole. HR-Chris Kughn (V).

Finals

North Carolina.....2 6 1
Georgia Tech.....6 12 2
Michael Hoog, Scott Lodgek (4), Kreg Gresham (4), Dave Arendas (7) and Jesse Lewis; Scott Erwin, Jim Poole (9) and David Ivester. W-Erwin. L-Hoog. SV-Poole. HR-Ty Griffin (GT), Billy Parham (GT).

ACC Tournament Linescores

1989 - Greenville, S.C.

Municipal Stadium

Virginia.....0 4 1
Georgia Tech.....3 5 2
David Sammons and John McCrory; Scott Erwin and Jon Anderson. W-Erwin. L-Sammons.

Clemson.....9 8 2
Georgia Tech.....3 5 4
Brian Faw, Jerome Santivasca (2), Tim Peele (8) and Mike Couture; Doug Creek, Mike Hosteller (8), Kevin Hilton (8) and Jon Anderson. W-Santivasca. L-Creek. HR-Joe DeBerry (C), Henry Threadgill (C).

Georgia Tech.....3 8 0
Wake Forest.....5 10 2
Sam Drake, John Davis (3) and Jon Anderson; Chan Crane, Frank Humber (4) and Greg Cox. W-Humber. L-Drake.

1990 - Greenville, S.C.

Municipal Stadium

Georgia Tech.....3 9 1
Wake Forest.....1 6 0
Mike Hosteller and Paul Mears; Mike Buddie, Paul Reinisch (8) and Ross Restuccia. W-Hosteller. L-Buddie. HR-Ron Raper (GT).

North Carolina.....9 13 1
Georgia Tech.....4 7 3
Michael Hoag, Paul Shuey (6) and Rich Griffith; Doug Creek, Joe Wise (8) and Paul Mears. W-Shuey. L-Creek.

Georgia Tech.....6 9 3
N.C. State.....10 11 0
John Davis, Brett Colson (5), Mark Pisciotta (8) and Paul Mears; Michael Butler, Jimmy Holland (3), Brian Bark (8) and J.J. Piccolo. W-Holland. L-Davis. SV-Bark. HR-Anthony Maisano (GT).

1991 - Greenville, S.C.

Municipal Stadium

(Runner-up)
Duke.....7 12 1
Georgia Tech.....9 13 1
John Courtright, Mike Kotarski (8) and David Williams; Doug Creek, Brent Colson (9) and Jason Varitek. W-Creek. L-Courtright. SV-Colson. HR-Ryan Jackson (D), David Norman (D), Michael Wolff (GT), Andy Bruce (GT).

Georgia Tech.....9 13 1
Virginia.....3 6 7
Mark Pisciotta and Jason Varitek, Paul Mears (9); Todd Fiegel, Frank Lankford (5), Dave Devane (8) and Kevin O'Sullivan, Marc Taglieri (9). W-Pisciotta. L-Fiegel.

Georgia Tech.....5 9 2
Clemson.....6 14 0
Brent Colson, Billy Harris (7) and Jason Varitek; Paxton Briley, Chef Kendall (6), Scott Miller (7), Mike Holtz (7), Eric Bradford (8), Tim Peele (8) and Jim Anderson. HR-Michael Spiers (C), W-Peele. L-Harris.

N.C. State.....3 9 0
Georgia Tech.....4 11 1
Jeff Pierce, Steve Shingledecker (9), Jason Smith (9) and Jimmy Holland; Doug Creek, Brett Binkley (6), Chris Myers (9) and Jason Varitek. W-Myers. L-Shingledecker. HR-Pierce (NCS), Michael Wolff (GT).

Finals

Clemson.....24 22 4
Georgia Tech.....8 8 4
Jason Angel, Mike Holtz (8), John Pawlowski (9) and Mike Lockhart; Chris Myers, Billy Harris (4), Kevin Hilton (5), Mike Reynolds (5), Doug Kenney (8) and Jason Varitek, Paul Mears (4). W-Angel. L-Myers. HR-Jim Crowley (C), Eric Macrina (C), Joe DeBerry (C), Michael Wolff (GT).

1992 - Greenville, S.C.

Municipal Stadium

North Carolina.....4 11 1
Georgia Tech.....5 13 1
Brian Willman and Donnie Leshnock. Brent Colson, Brett Binkley (8) and Jason Varitek. W-Colson. L-Willman. SV-Binkley.

Georgia Tech.....4 10 1
N.C. State.....7 6 0
Brad Rigby, Michael Jerzembeck (4), Mike Martin (7) and Jason Varitek. Terry Harvey, Jamie Wolkosky (9), Mark Bogle (9) and Greg Almond. W-Harvey. L-Rigby. HR-Paul Borawski (NCS), Vinny Hughes (NCS) 2, Michael Smith (GT).

Duke.....3 9 3
Georgia Tech.....7 10 1
Jack Zarinsky, Mike Kotarski (3), Tony Runion (8), Phil Harrell (9) and Matt Harrell. David Albert, Brett Binkley (9) and Jason Varitek. W-Albert. L-Zarinsky. SV-Binkley. HR-Matt Harrell (D).

Georgia Tech.....4 11 1
Clemson.....5 9 3
Al Gogolin, Brett Binkley (6), Chris Myers (8) and Jason Varitek. Andy Taulbee (C), Eric Bradford (7), Aaron Jersild (8) and Andy Monin. W-Jersild. L-Binkley.

1993 - Greenville, S.C.

Municipal Stadium

Maryland.....0 4 2
Georgia Tech.....6 10 0
Steve Paosch and Fella Dolby. Brad Rigby, Chris Myers (7) and Jason Varitek. W-Rigby. L-Paasch. HR-David Newhan (GT).

Georgia Tech.....8 12 3
Clemson.....9 11 1
David Albert, Mike Martin (4), Chris Myers (8) and Jason Varitek. Jeff Keppen, Andy Taulbee (7), Scott Winchester (9) and Chris Carter. W-Keppen. L-Albert. SV-Winchester. HR-Scott McIntyre (GT), Chris Carter (C), Jeff Miller (C), Shane Monahan (C), Jason Varitek (GT).

Georgia Tech.....2 8 1
Florida State.....5 8 2
Al Gogolin, Brett Binkley (8) and Jason Varitek. John Wasdin, John Nedeau (9) and Mike Martin. W-Wasdin. L-Gogolin. SV-Nedeau. HR-Mike Schmitz (FSU).

1994 - Greenville, S.C.

Municipal Stadium

North Carolina.....4 11 2
Georgia Tech.....7 10 0
Sean Murphy, Thad Chrismon (8) and Manny DaSilva. Brad Rigby and Jason Varitek. W-Rigby. L-Murphy. HR-DaSilva (NC).

Georgia Tech.....6 11 0
Wake Forest.....0 8 1
Al Gogolin and Jason Varitek. Bobby Rodgers, Todd Jenkins (9), Bobby Wood (9) and Kyle Wagner. W-Gogolin. L-Rodgers.

Clemson.....9 11 2
Georgia Tech.....6 10 0
Kris Benson, Ken Vining (2) and Mike Eydenberg. Shane McGill, Chris Myers (5) and Jason Varitek. W-Vining. L-McGill. HR-Brandon Hensley (GT), Andy Monin (C).

Georgia Tech.....3 9 2
N.C. State.....11 16 0
Tucker Barr, Geoff Duncan (5), Matt Saier (8) and Jason Varitek. Corey Lee, Park Wallech (8) and Robby Losater. W-Lee. L-Barr. HR-Pat Clougherty (NCS), Nomar Garciaparra (GT), Larry Edens (NCS), Tom Sergio (NCS).

1995 - Greenville, S.C.

Municipal Stadium

N.C. State.....9 7 1
Georgia Tech.....5 13 3
12 innings
Terry Harvey, Mike Cronemeyer (11) and Rob Losater. Kris Wilson, Matt Saier (8) and Tucker Barr. W-Cronemeyer. L-Saier. HR-Tony Ellison (NCS) 3, Ryan Ritter (GT).

Georgia Tech.....3 9 2
Virginia.....2 4 1
David Elder, Tucker Barr (9) and Tucker Barr, Brandon Hensley (9). Seth Greisinger and Justin Counts. W-Elder. L-Greisinger. S-Barr.

North Carolina.....12 14 3
Georgia Tech.....9 7 3
Jim Wallace, Ethan Stein (4), Thad Chrismon (8) and Josh Rowell. Rich Thieme, Matt Saier (7), Jase Wrigley (9) and Tucker Barr. W-Stein. L-Thieme. S-Chrismon. HR-Antawan Smith (NC), Tyrone Brown (NC), Tucker Barr (GT).

1996 - Durham, N.C.

Bulls Athletic Park

North Carolina.....9 10 2
Georgia Tech.....13 12 2
Jim Wallace, Michael Horney (5), A.Y. Yoder (6), Corey Richardson (8) and Josh Rowell. David Elder, L. Yankosky (9) and Tucker Barr. W-Elder. L-Richardson. HR-Richie Grimsley (NC), Jarrett Shearin (NC), Tucker Barr (GT) 2, Scott Byers (GT), Mark Fischer (GT), Adam Leggett (GT).

Georgia Tech.....1 6 4
Clemson.....6 9 2
Jase Wrigley, Scott Prather (6), Kris Wilson (7), Rich Thieme (8), Geoff Duncan (8) and Tucker Barr. Billy Koch, Brian Matz (7) and Will Duffie. W-Koch. L-Wrigley. S-Matz.
Game played at Boshamer Stadium in Chapel Hill, N.C.

N.C. State.....1 3 1
Georgia Tech.....6 7 0
Mike Rambusch, Brian Fields (7), Dustin Baker (7) and Marty Bourgon. Chuck Crowder and Tucker Barr. W-Crowder. L-Rambusch. HR-Marty Bourgon (NCS).

Georgia Tech.....4 7 2
Virginia.....8 11 3
Shane McGill, Carlos Cason (6), Rich Thieme (7), Geoff Duncan (7) and Tucker Barr. Craig Zakov, Andrew Lee (8) and Justin Counts. W-Zakov. L-McGill. HR-Mark Fischer (GT), Pat Bransford (V) 2, Symmon Willis (V).

1997 - St. Petersburg, Fla.

Al Lang Stadium

North Carolina.....6 9 4
Georgia Tech.....7 10 6
Mike Bynum, Jim Wallace (6), Scott McAllister (6) and Greg Donohue. Kris Wilson, Jase Wrigley (8) and Eric McQueen. W-Wrigley. L-McAllister.

Georgia Tech.....4 9 2
Clemson.....7 10 1
David Elder, Chuck Crowder (7), Jase Wrigley (8) and Eric McQueen. Matt White, Scott Clackum (7) and Matthew LeCroy. W-White. L-Elder. S-Clackum.

Duke.....5 3 0
Georgia Tech.....3 3 1
Richard Dishman, Vaughn Schill (9) and Gregg Maluchnik. L. Yankosky, Jase Wrigley (8), Rich Thieme (9) and Eric McQueen. W-Dishman. L-Yankosky.

1998 - Durham, N.C.

Bulls Athletic Park

Duke.....4 12 1
Georgia Tech.....0 4 2
Stephen Cowie and Gregg Maluchnik. Scott Prather, Simon Young (6), Jase Wrigley (7) and Bryan Prince. W-Cowie. L-Prather. HR-Ed Conrey (D).

Clemson.....6 7 3
Georgia Tech.....10 8 2
Ryan Mattl, Mike Proto (5) and Derek Borgert. Chuck Crowder, Jeff Bien (9), Cory Vance (9) and Eric McQueen. W-Crowder. L-Mattl. HR-Bradley LeCroy (C).

Georgia Tech.....1 4 0
Wake Forest.....2 6 1
L. Yankosky, Simon Young (8), Jase Wrigley (8) and Eric McQueen. Eric Schmitt and Andrew Riepe. W-Schmitt. L-Yankosky. HR-Jahmal Overton (GT).

1999 - Durham, N.C.

Bulls Athletic Park

Georgia Tech.....15 18 1
North Carolina.....4 4 6
Chuck Crowder, Kevin Cameron (7), Brad Busbin (8), Jesse Thompson (9) and Eric McQueen, Adam Blue (9). Ryan Snare, Corey Richardson (2), Michael Horney (5), B.J. Finnerly (7) and Dan Moynan, Ryan Blake (9). W-Crowder. L-Snare. HR-Stephen Donaghey (GT).

Florida State.....7 12 1
Georgia Tech.....3 11 2
Blair Varnes, Chris Chavez (7) and Jeremiah Klosterman. Cory Vance, Andy Mitchell (7) and Eric McQueen. W-Varnes. L-Mitchell.

Georgia Tech.....6 10 2
N.C. State.....9 10 3
Ben Sheeter, Steve Kelly (3), Rhett Parrott (5), Andy Mitchell (8) and Eric McQueen. Grant Dorn, Mike Solie (7) and Dan Mooney. W-Dorn. L-Sheetter. S-Solie. HR-Bryan Prince (GT).

2000 - Fort Mill, S.C.

Knights Stadium (Champions)

Duke.....3 7 1
Georgia Tech.....9 14 5
Kyle Perry, Brad DuPre (2) and Troy Caradonna. Steve Kelly, Kevin Cameron (8), Andy Mitchell (9) and Bryan Prince. W-Kelly. L-Perry. HR-Wes Goodner (D), Jason Basil (GT), Mark Teixeira (GT).

Wake Forest.....3 5 0
Georgia Tech.....6 10 1
Matt Briggs and Dan Conway. Cory Vance and Bryan Prince. W-Vance. L-Briggs. HR-Carlos Brockley (WF), Derik Goffena (GT).

Clemson.....8 12 3
Georgia Tech.....9 10 1
Jarrod Schmidt, Steve Reba (6), Nick Glaser (9) and Brian Ellis. Rhett Parrott, Jeff Watchko (7) and Bryan Prince. W-Watchko. L-Glaser. HR-Mike Calitri (C), Derik Goffena (GT).

Georgia Tech.....10 15 1
Florida State.....3 8 4
Philip Perry, Andy Mitchell (8) and Bryan Prince. Jon McDonald, Dave Hodges (5), Robby Read (7), John Bentley (9) and Blair McCaleb and Mike Futrell (9). W-Perry. L-McDonald. HR-Brad Stockton (GT), Jason Basil (GT), Bryan Prince (GT).

Finals

Clemson.....4 9 0
Georgia Tech.....8 12 2
Ryan Childs, Matt Addison (7), Thomas Boozer (7), Steve Reba (7), Mike Proto (9), Ben Sheeter, Kevin Cameron (7), Andy Mitchell (8) and Bryan Prince. W-Cameron. L-Addison. S-Mitchell. HR-Patrick Boyd (C), Jason Basil (GT).



JASON BASIL was named the Most Valuable Player of the 2000 ACC Championship after leading the Yellow Jackets to their fourth league title with an 8-4 victory over Clemson in the championship game. Basil became the first player in ACC Tournament history to hit for the cycle with his 4-for-4 performance against Duke. He nearly duplicated the feat three days later against Florida State, falling just a triple shy of the cycle.

ACC Tournament Linescores

2001 - Fort Mill, S.C.

Knights Stadium

Duke.....2 6 1
Georgia Tech.....16 19 0
Ryan Caradonna, Troy Begley (7), Greg Burke (7), Evan Anderson (8) and Troy Caradonna. Kevin Cameron, Brian Burks (8), Aaron Walker (9) and Bryan Prince and Kevin Gergel (8). W-Cameron. L-Caradonna. HR-Bryan Prince (GT), Jason Basil (GT).

Florida State.....5 14 4
Georgia Tech.....6 16 0
10 Innings
Matt Lynch, Trent Peterson (8), Justin Lord (8), Daniel Hodges (10) and Tony Richie. Rhett Parrott, Brian Burks (8), Jeff Watchko (9) and Bryan Prince. W-Watchko. L-Hodges.

Georgia Tech.....3 8 1
Wake Forest.....4 7 0
Steve Kelly and Bryan Prince. Kyle Sleeth, Dave Bush (8) and Jason Aquilante. W-Sleeth. L-Kelly. S-Bush. HR-Richard Lewis (GT), Jamie D'Antona (WF), Stephen Gutzman (WF).

Georgia Tech.....4 10 4
NC State.....6 11 1
Philip Perry, Brian Burks (8), Jeff Watchko (8) and Bryan Prince. Josh Blanton, Josh Miller (5) and Colt Morton. W-Miller. L-Burks. HR-Colt Morton (NCS), Joe Gaiette (NCS).

2002- St. Petersburg Fla.

Florida Power Park

Georgia Tech.....0 7 3
Clemson.....10 11 1
Chris Goodman, Nick Wagner (7), Aaron Walker (7), Jordan Crews (8) and Tyler Parker. Steve Reba, Steven Jackson (9) and Steve Pyzik. Steh Miller (9). W-Reba. L-Goodman. HR-Khalil Greene (C).

Duke.....1 6 2
Georgia Tech.....6 8 1
Zach Schreiber, Tim Layden (5) and Troy Caradonna. Kyle Schmidt, Philip Perry (9) and Tyler Parker. W-Schmidt. L-Schreiber. HR-Matt Murton (GT).

North Carolina.....8 16 1
Georgia Tech.....10 11 1
Daniel Moore, Carter Harrell (5), Michael Gross (5), Whitley Benson (8) and Chris Iannetta, Ryan Blake (7). Kyle Bakker, Jeff Watchko (5) and Tyler Parker. W-Watchko. L-Harrell. HR-Adam Greenberg (NC), Jeremy Cleveland (NC), Ryan Blake (NC), Jeremy Slayden (GT).

Georgia Tech.....4 6 2
Florida State.....7 9 2
Brian Burks, Aaron Walker (5) and Mike Nickeas. Robby Read, Daniel Davidson (6), Daniel Hodges (9) and Tony Richie. W-Read. L-Burks. S-Hodges.

2003-Salem, Va.

Salem Memorial Stadium (Champions)

Wake Forest.....8 15 4
Georgia Tech.....10 11 1
Kyle Sleeth and Steven Malinowski. Micah Owings, Andrew Kown (7), Brian Burks (9) and Mike Nickeas. W-Owings. L-Sleeth. S-Burks. HR-Ryan Johnson (WF), Jeremy Slayden (GT).

Georgia Tech.....0 6 1
NC State.....6 12 0
Kyle Bakker, Jeff Watchko (6), Nick Wagner (7), Ryan Self (8) and Mike Nickeas. Nate Cretarolo and Justin Riley. W-Cretarolo. L-Bakker.

Tech players celebrate capturing the 2003 ACC Championship by sweeping a triple-header on the final day. The Yellow Jackets defeated North Carolina (10-6) and Florida State (10-7) before handing NC State a 6-5, 10-inning loss in the championship game.

Duke.....4 11 5
Georgia Tech.....23 25 3
Kevin Thompson, Zach Schreiber (1), Justin Dilucchio (3), Drew Jordan (6), Blake Walker (8) and Troy Caradonna. Aaron Walker and Andy Hawranick. W-Walker. L-Thompson. HR-Steven Blackwood (GT), Jeremy Slayden (GT), Tyler Greene (GT).

North Carolina.....6 10 0
Georgia Tech.....10 9 2
Scott Marshack, Bo Dickerson (4), Jonathan Hovis (6), Matt Danford (8) and Chris Iannetta. Chris Goodman, Nick Wagner (9) and Mike Nickeas. W-Goodman. L-Dickerson.

2004 - Salem, Va.

Salem Memorial Stadium (Runner-up)

Maryland.....3 11 0
Georgia Tech.....4 9 0
Sean Kane and Bobby Ryan. Brian Burks, Nick Wagner (9) and Mike Nickeas. W-Burks. L-Kane. S-Wagner.

Georgia Tech.....11 16 1
Clemson.....7 12 1
13 Innings
Micah Owings, Nick Wagner (9), Ryan Self (10), Jordan Crews (10), Aaron Walker (11), John Goodman (11) and Mike Nickeas, Andy Hawranick (10). Robert Rohrbough, Steven Jackson (6), Jeff Hahn (7), Collin Mahoney (8), Stephen Faris (9), Patrick Hogan (10). W-Goodman. L-Hogan. HR-Mike Trapani (GT), Brad McCann (C).

Florida State.....4 9 3
Georgia Tech.....13 15 1
Eddie Cannon, Matt DiBlasi (3), Hunter Davis (8), Frank Radziwon (8), Brian Chambers (8) and Aaron Cheesman. Andrew Kown, Jordan Crews (5) and Andy Hawranick. W-Crews. L-Cannon.

Finals

Georgia Tech.....7 9 2
Florida State.....8 15 4
Lee Hyde, Nick Wagner (5), Aaron Walker (8), Jordan Crews (8) and Mike Nickeas. Tyler Chambliss, Kevin Lynch (7) and Aaron Cheesman. W-Lynch. L-Walker. HR-Steven Blackwood (GT), Mike Nickeas (GT), Eddy Martinez-Estevé (FS).

Florida State.....17 20 3
Georgia Tech.....5 9 3
Blake Wood, Tim Gustafson (3), Aaron Walker (5), Jared Hyatt (6), Ryan Turner (7), Ryan Self (8), Jason Neighborgall (9) and Mike Nickeas. Mark Sauls, Matt DiBlasi (7) and Aaron Cheesman. W-Sauls. L-Wood. S-DiBlasi. HR-Eddy Martinez-Estevé (FS).

2005 - Jacksonville, Fla.

Baseball Grounds (Champions)

Wake Forest.....8 8 4
Georgia Tech.....9 12 3
Brian Bach, Tim Morley (9), Kyle Young (9) and J.B. Tucker. Lee Hyde, Jordan Crews (3), Tim Gustafson (6), Matt Wieters (9) and Andy Hawranick. W-Wieters. L-Bach. HR-Jeff Kindel (GT).

Florida State.....4 9 0
Georgia Tech.....5 10 1
Mark Sauls, Kevin Lynch (7), Matt DiBlasi (7), Brian Chambers (7), Barrett Browning (8) and Aaron Cheesman. Blake Wood, Matt Wieters (7) and Andy Hawranick. W-Wieters. L-DiBlasi.

2006 - Jacksonville, Fla.


Baseball Grounds

Miami.....1 5 0
Georgia Tech.....2 6 0
Scott Maine, Chris Perez (8) and Eddy Rodriguez. Blake Wood, Tim Ladd (9), Brad Rulon (9) and Matt Wieters. W-Wood. L-Maine. S-Rulon. HR-Eddy Rodriguez (UM), Mike Trapani (GT).

Georgia Tech.....2 6 0
Clemson.....3 9 0
Lee Hyde, Matt Wieters (9) and Matt Wieters, Andy Hawranick (9). Stephen Faris, Daniel Moskos (7) and Adrian Casanova. W-Moskos. L-Wieters.

Georgia Tech.....7 11 3
Miami.....4 12 1
Ryan Turner, Jared Hyatt (5), Tim Ladd (6), Brad Rulon (8), Matt Wieters (9) and Andy Hawranick. Marcelo Albir, Danny Gil (4), Jon McLean (7), Andrew Lane (8), Ricky Orta (9) and Eddy Rodriguez. W-Hyatt. L-Albir. S-Wieters.

Clemson.....7 15 0
Georgia Tech.....8 14 2
10 Innings



Georgia Tech.....10 12 2
Florida State.....7 7 2
Andrew Kown, Brian Burks (4) and Andy Hawranick, Mike Nickeas (9). Glen Simon, Hunter Jones (5), Kevin Lynch (8), Daniel Hodges (9). W-Burks. L-Hodges. HR-Stephen Drew (FS).

Georgia Tech.....8 8 4
Florida State.....9 12 3
7 Innings
Ryan Turner, Jared Hyatt (5) and Andy Hawranick. Hunter Jones, Barrett Browning (3), Tyler Chambliss (7) and Aaron Cheesman. W-Hyatt. L-Jones. HR-Tyler Greene (GT), Whit Robbins (GT).

Finals

Georgia Tech.....4 5 1
Virginia.....3 8 1
Tim Gustafson, Jordan Crews (5), Matt Wieters (9) and Andy Hawranick. Robert Poutier, Scott Morgenthaler (4), Sean Doolittle (6), Pat McAnaney (7), Casey Lambert (8) and Scott Headd. W-Crews. L-Doolittle. HR-Tom Hagan (V).

Josh Cribb, Ryan Hinson (4), Stephen Clyne (5), Daniel Moskos (8) and Adrian Casanova. David Duncan, Jared Hyatt (5), Tim Ladd (8), Brad Rulon (8), Matt Wieters (8), Michael Huts (9), John Goodman (9) and Andy Hawranick. W-Goodman. L-Moskos. HR-Matt Wieters (GT).

Clemson.....16 14 1
Georgia Tech.....11 14 2
Jason Berken, David Kopp (7) and Adrian Casanova. Chris Hicks, Michael Huts (9), Brad Rulon (9) and Andy Hawranick. W-Kopp. L-Huts. HR-Herman Demmink (C), Taylor Harbin (C), Steven Blackwood (GT), Matt Wieters (GT), Luke Murton (3 GT).

2007 - Jacksonville, Fla.

Baseball Grounds

Georgia Tech.....8 11 1
North Carolina.....4 7 1
David Duncan, Danny Payne (9) and Matt Wieters. Adam Warren, Matt Danford (5), Rob Wooten (7), Tim Federowicz (7), Rob Catapano (7), Tyler Trice (7), B.J. Dail (9) and Benji Johnson. W-Duncan. L-Wooten.

Clemson.....10 13 2
Georgia Tech.....4 11 2
Trey Delk, Ryan Hinson (4), Casey Harman (7), Matt Vaughn (9) and Doug Hagan. Eddie Burns, Zach Von Tersch (7), Taylor Wood (8), Andrew Robinson (8), Chris

Finals

NC State.....5 10 2
Georgia Tech.....6 8 2
10 Innings
Phillip Davidson, Colin Brown (5), David Hicks (7), Chad Orvella (7) and Justin Riley, Colt Morton (7). Jason Neighborgall, Jeff Watchko (6) and Mike Nickeas. W-Watchko. L-Orvella.

Virginia.....4 12 0
Georgia Tech.....1 5 1
Sean Doolittle, Jake Rule (6), Alex Smith (7), Michael Schwimer (8) and Beau Seabury. Eddie Burns, Jared Hyatt (7), Brad Rulon (9) and Matt Wieters. W-Rule. L-Hyatt. S-Schwimer.

NC State.....8 14 2
Georgia Tech.....7 11 1
Jimmy Gillheeny, Andrew Taylor (6), Kyle Rutter (6), Erik McConnell (6) and Caleb Mangum. Ryan Turner, Chris Hicks (3), Jared Hyatt (6), Danny Payne (6), Brad Rulon (6), Matt Wieters (9) and Matt Wieters, Nick Scherer (9). W-McConnell. L-Wieters. HR-Jason Haniger (GT), Tony Plagman (GT).

2008 - Jacksonville, Fla.

Baseball Grounds

Georgia Tech.....10 14 3
NC State.....9 14 5
Deck McGuire, Kevin Jacob (5), Brandon Cumption (7), Andrew Robinson (8), Brad Rulon (9) and Jason Haniger. Eric Surkamp, Sam Brown (7), Drew Taylor (8), Joey Cutler (8), Erik McConnell (9) and Chris Schaeffer and Nick Stanley. W-Robinson. L-McConnell. S-Rulon. HR-Murton (GT).

Miami.....15 15 2
Georgia Tech.....12 17 0
Eric Erickson, David Gutierrez (4), Kyle Bellamy (6), Carlos Gutierrez (8) and Yasmani Grandal. David Duncan, Andrew Robinson (6), Chris Hicks (8), Brad Rulon (9), Taylor Wood (9) and Jason Haniger. W-C. Gutierrez. L-Rulon. HR-Blake Tekotte (UM), Yonder Alonso 2 (UM), Dave DiNatale 2 (UM), Grandal (UM), Jeff Rowland (GT), Luke Murton (GT).

Clemson.....10 13 2
Georgia Tech.....4 11 2
Trey Delk, Ryan Hinson (4), Casey Harman (7), Matt Vaughn (9) and Doug Hagan. Eddie Burns, Zach Von Tersch (7), Taylor Wood (8), Andrew Robinson (8), Chris

Hicks (9), Brad Rulon (9) and Jason Haniger. W-Hinson. L-Von Tersch. HR-Jeff Schaus (C), Ben Paulsen (C), Wilson Boyd (C), Thomas Nichols (GT).

2009 - Durham, N.C.

Durham Bulls Athletic Park

Miami.....8 9 1
Georgia Tech.....6 12 1
Travis Miller, Sam Robinson (3), David Gutierrez (4), Daniel Miranda (7), Kyle Bellamy (8) and Yasmani Grandal. Deck McGuire, Andrew Robinson (6), Jake Davies (6), Patrick Long (7), Zach Brewster (7); Mark Pope (9) and Jason Haniger. W-Gutierrez. L-McGuire. S-Bellamy.

Georgia Tech.....3 7 1
Boston College.....7 9 0
Jed Bradley, Zach Von Tersch (5), Jake Davies (6); Andrew Robinson (6), Zach Brewster (8), Kevin Jacob (8) and Jason Haniger. JB MacDonald, Kevin Moran (6), Mike Belliore (9) and Tony Sanchez. W-MacDonald. L-Bradley.

Georgia Tech.....9 10 0
Florida State.....2 10 1
Brandon Cumption, Jake Davies (6), Andrew Robinson (6), Zach Brewster (7), Mark Pope (8), Kevin Jacob (8) and Jason Haniger. Hunter Scantling, Mark Peterson (5), Tyler Everett (6), Austin Wood (9) and Parker Brunelle. W-Cumption. L-Scantling.

2010 - Greensboro, N.C.

NewBridge Bank Park

Virginia Tech.....6 6 1
Georgia Tech.....2 4 0
Justin Wright and Steve Domesco. Deck McGuire; Patrick Long (7); Taylor Wood (8); Luke Bard (9) and Cole Leonida. W-Wright. L-McGuire. HR-Wates (VT); Seaborn (VT). Dantzler (GT); Rowland (GT).

Georgia Tech.....17 11 1
NC State.....5 6 5
Brandon Cumption; Buck Farmer (7) and Cole Leonida. Jake Buchanan; John Lambert (2); Ethan Ogburn (3); Nick Rice (6); Vance Williams (6); Nate King (7); Russell Wilson (7) and Pratt Maynard. W-Cumption. L-Buchanan. HR-Riggins (NCS); Maynard (NCS).

Georgia Tech.....3 10 1
Clemson.....9 13 0
Jed Bradley; Patrick Long (5); Jake Davies (7); Andrew Robinson (8) and Cole Leonida. Will Lamb; Dominic Leone (7); Kevin Brady (8) and Spencer Kieboom. W-Lamb. L-Bradley. HR-Skole (GT). Parker (CU); Shaffer (CU).


NCAA Tournament History

All-Regional Tournament

1985	Rob Beistline.....	P
	Scott Jordan.....	OF
1986	Keith Fleming.....	P
	Mike Fowler.....	OF
	Keith Kerver.....	SS
	Riccardo Ingram.....	OF
1988	Marty Durkin.....	3B
	Billy Parham.....	1B
1989	Darren Bragg.....	OF
1991	Carlton Fleming.....	2B
	Reggie Johnson.....	DH
1992	Brett Binkley.....	P
	Nomar Garciaparra.....	SS
	Michael Smith.....	OF
1993	Chris Myers.....	P
	Jay Payton.....	OF
1994	Nomar Garciaparra.....	SS.....MVP
	Jason Varitek.....	C
	Scott Byers.....	1B
	Jay Payton.....	OF
	Brad Rigby.....	P
1996	Mark Fischer.....	OF
	J.J. Thomas.....	DH
1997	J.J. Thomas.....	1B
	Kris Wilson.....	P
1998	Matthew Boggs.....	2B
	Jay Hood.....	SS
2000	Bryan Prince.....	C.....MVP
	Richard Lewis.....	2B
	Victor Menocal.....	SS
	Brad Stockton.....	OF
	Mark Teixeira.....	3B
	Cory Vance.....	P
2002	Victor Menocal.....	SS.....MVP
	Kyle Bakker.....	P
	Chris Goodman.....	P
	Jeremy Slayden.....	OF
2003	Clifton Remole.....	DH
2004	Eric Patterson.....	2B.....MVP
	Whit Robbins.....	1B
	Tyler Greene.....	SS
	Clifton Remole.....	OF
	Micah Owings.....	P
	Andrew Kown.....	P
2005	Tim Gustafson.....	P.....MVP
	Tyler Greene.....	SS
	Andy Hawranick.....	C
	Jeff Kindel.....	OF
	Danny Payne.....	OF
	Blake Wood.....	P
2006	Matt Wieters.....	C.....MVP
	Mike Trapani.....	2B
	Michael Fisher.....	SS
	Jeff Kindel.....	OF
	Ryan Turner.....	P
2008	Jason Haniger.....	C
	Charlie Blackmon.....	OF
2009	Matt Skole.....	3B
	Luke Murton.....	OF
	Jay Dantzler.....	DH
2010	Deck McGuire.....	P
	Jacob Esch.....	2B
	Jay Dantzler.....	OF

All-College World Series Team

1994	Jason Varitek.....	C
	Nomar Garciaparra.....	SS
	Brad Rigby.....	P
2002	Victor Menocal.....	SS




MARTY DURKIN earned NCAA All-Tournament honors in 1988 along with Billy Parham.


Georgia Tech placed six players on the 2005 NCAA All-Atlanta Regional Team, including tournament MVP **TIM GUSTAFSON**.



RYAN TURNER was one of five Yellow Jackets named to the NCAA All-Atlanta Regional Team in 2006.



JASON VARITEK, whose three-run homer in the fifth inning (left) and run-scoring single in the 10th helped the Jackets defeat Florida State in the 1994 College World Series, joined teammates **NOMAR GARCIAPARRA** (lower left) and Brad Rigby on the All-CWS team.



Tech vs. Regional Opponents

Opponent	Record	Last Time
Alabama	2-3	2010
Arizona State	0-1	1998
Arkansas	1-1	1998
Austin Peay	1-0	1996
California	0-2	1995
Central Florida	0-1	1989
Central Michigan	1-0	1985
Clemson	0-1	1959
Coastal Carolina	2-1	2002
College of Charleston	2-0	2006
Connecticut	1-0	1994
East Carolina	0-1	2003
Eastern Kentucky	1-0	1985
Elon	1-0	2009
Florida Atlantic	2-0	2002
Florida State	1-2	1985
Furman	1-0	2005
George Mason	1-0	1992
George Washington	1-0	1959
Georgia	2-6	2008
Georgia Southern	1-0	2000
Georgia State	1-0	2009
Houston	0-1	1990
Jacksonville State	1-0	2004
Liberty	1-0	1993
Lipscomb	1-0	2008
Louisiana State	0-2	1996
Louisville	1-0	2008
Maryland	1-0	1971
Mercer	1-0	2010
Miami	2-4	1989
Mississippi State	1-2	1997
New Orleans	1-1	1996
Ohio State	0-1	1993
Oklahoma State	1-1	1998
Navy	1-0	1986
Rider	0-1	1987
St. John's	1-1	1991
Southern Miss.	1-2	2009
South Carolina	4-2	2005
S.E. Missouri State	1-0	1998
S.W. Louisiana	1-0	1997
Southern California	0-2	2000
Stetson	3-1	2006
Tennessee	0-3	2005
Tennessee Tech	1-0	1997
Texas A&M	1-1	1992
Texas Tech	2-0	2004
Tulane	1-0	1996
Vanderbilt	2-0	2006
Villanova	0-1	1989
Va. Commonwealth	1-0	1988
Washington	2-2	1997
Western Carolina	1-0	1986
Wichita State	1-1	1994

Overall Regional Record: 57-48

Georgia Tech vs. College World Series Opponents

Opponent	Record	Last
Cal State Fullerton	2-1	2006
Clemson	0-2	2006
Florida State	1-0	1994
Oklahoma	0-1	1994
South Carolina	1-1	2002

Overall College World Series Record: 4-5

Georgia Tech's All-Time NCAA Tournament Record:
61-53

NCAA Record by Site

Alex Box Stadium, Baton Rouge, La.....	3-4
Dick Howser Stadium, Tallahassee, Fla.....	5-4
Dudy Noble Field, Starkville, Miss.....	2-2
Eck Stadium-Tyler Field, Wichita, Kan.....	7-3
Foley Field, Athens, Ga.....	2-4
Lindsey Nelson Stadium, Knoxville, Tenn.....	0-2
Mark Light Stadium, Miami, Fla.....	5-4
McKethan Stadium, Gainesville, Fla.....	3-4
Rosenblatt Stadium, Omaha, Neb.....	4-5
Russ Chandler Stadium, Atlanta, Ga.....	26-17
Sims Legion Park, Gastonia, N.C.....	4-4

JACKET BASEBALL

NCAA Tournament Linescores

1959-District III Playoff

Sims Legion Park, Gastonia, N.C.

(1-2)

[At-large]

Georgia Tech.....6 6 4
Clemson.....9 6 1
Bud Blemker and George Inman;
Bailey Hendley, Harold Stowe (8)
and Bob Dempsey. W-Hendley.
L-Blemker. HR-Doug Hoffman
(C).

George Washington.....2 8 3
Georgia Tech.....7 9 2
Ed Chambliss and Roland Tamps;
Campana, Padgett (5) and Gatti.
W-Chambliss. L-Campana.

Florida State.....16 13 2
Georgia Tech.....9 10 7
Ron Fraser, Carl Nelson (9) and
Bill Westendick; Harry Davis,
Curt Beavers (3), Jimmy Nail (6),
Georgia Costner (8), Jimmy Hyder
(9) and Roland Tamps, George
Inman (9). W-Fraser. L-Davis.
HR-Charlie Rodgers (FSU), Roger
Kaiser (GT).

1971-District III Playoff

Sims Legion Park, Gastonia, N.C.

(3-2)

[At-large, Runner-up]

Miami.....4 7 1
Georgia Tech.....3 7 5
Tom Borzecky and Al Volpe;
Mike Sorrow, Bob Jobson (6)
and H.F. Reagin. W-Borzecky.
L-Sorrow. HR-Bob Blane (GT),
Jim Hargrove (GT).

Georgia Tech.....9 12 0
Maryland.....4 10 2
Mike Schisler and H.F. Reagin;
Bob Grossman, Mike Chadick
(1), John Petronaci (9) and Skip
Smith. W-Schisler. L-Grossman.
HR-Mike Chadick (M), Randy
Kurtz (M).

Georgia Tech.....5 8 0
Miami.....3 5 1
Bill Pridgen and Mike Moore;
Mike Larkin, Terry Brown (6),
Bob Bartlett (6), Ralph Maza
(7), Dave Patrylo (9) and Al
Volpe. W-Pridgen. L-Brown.
HR-Volpe.

Mississippi State.....8 11 2
Georgia Tech.....20 20 3
Myrick, Pritchard (1), Henderson
(1), Hudson (2), Eichmeier (3)
and Irvin; Bob Jobson, Greg
Baldwin (9) and Mike Moore.
W-Jobson. L-Myrick.

Finals

Georgia Tech.....2 9 3
Mississippi State.....5 11 1
Mike Sorrow and Mike Moore;
Jery Thompson and David
Voss. W-Thompson. L-Sorrow.
HR-Dave Phares (MSU), two on,
two out, 9th inning.

1985-South II Regional

Seminole Stadium, Tallahassee, Fla.

(3-2)

[Automatic, No. 3 seed]

[Runner-up]

Georgia Tech.....7 10 2
Central Michigan.....6 15 2
Kevin Brown, Keith Fleming (7)
and Jeff Mons; Eric Wilson, Bob
Cavanaugh and Rob Herzog.
W-Fleming. L-Cavanaugh. HR-
Jeff Distasio (GT), Dan Cronkright
(CM).

Florida State.....9 9 0
Georgia Tech.....1 4 5
Mike Loynd and Barry Blackwell;
Roger Kinard, Keith Fleming (6),
John Stewart (6), Todd Shiver (8)
and Jeff Mons, Pete Stephens (9).
W-Loynd. L-Kinard.

Eastern Kentucky.....13 18 5
Georgia Tech.....14 13 2
Ed Norkus, Joel Stockford (5),
Sherman Bennett (9) and John
Miles; John Horn, Roger Roddy
(5), Keith Fleming (7) and Jeff
Mons, Pete Stephens (9). W-
Fleming. L-Bennett. HR-Robert
Moore (EK), Bob Moranda (EK),
Jeff Distasio (GT) 2.

Georgia Tech.....8 11 2
Florida State.....3 9 4
Rob Beistline and Jeff Mons; Ray
Revak, Paul Thomas (2), Richie
Lewis (6), Doug Little (9) and
Barry Blackwell. W-Beistline.
L-Revak.

Finals

Georgia Tech.....5 12 1
Arkansas.....7 11 2
Kevin Brown and Jeff Mons; Fred
Farwell, Tim Deitz (9) and Doyle
Wilson. W-Farwell. L-Brown.
HR-Jeff Distasio (GT), Jeff King
(A), Steve Clements (A).

1986-Atlantic Regional

Mark Light Stadium, Miami, Fla.

(3-2)

[Automatic, No. 2 seed]

[Runner-up]

Georgia Tech.....9 16 1
Navy.....8 13 4

14 innings

Kevin Brown, John Stewart (4),
Roger Roddy (5), Jim Poole (6),
Keith Fleming (8) and Jeff Mons;
Drew Tanner, Todd Bibza (5),
Dave Landwehr (9), Tony Faust
(10), Steve Wieman (11) and Ted
Wallace, Charlie Hawsare (9),
Zach Scruton (13). W-Fleming.
L-Wieman. HR-K.G. White (GT),
Riccardo Ingram (GT).

Western Carolina.....7 13 3
Georgia Tech.....8 10 4

11 innings

Brian Tebo, Gary Shamp (4) and
Darryl Rogers, Tony Myers (11);
Roger Kinard, Roger Roddy (4),
John Stewart (6), Keith Fleming
(6) and Jeff Mons. W-Fleming.
L-Shamp. HR-K.G. White (GT),
Frank Bolick (GT).

Georgia Tech.....6 9 3
Miami.....7 9 3

10 innings

Todd Shiver, Keith Fleming (10)
and Jeff Mons; Will Vespe, Kevin
Ryan (7), Rick Raether (7), Mike
Gibbons (10) and Chris Magna.
W-Gibbons. L-Shiver.

Alabama.....6 8 2
Georgia Tech.....12 15 3
Meridith Sanford, Jake Stout (5),
Greg Hibbard (7), Chris Taylor (8)
and Doug Duke; Kevin Brown,
John Stewart (5) and Jeff Mons.
W-Brown. L-Stout. HR-Duke (A),
Billy Parham (GT).

Finals

Miami.....15 20 1
Georgia Tech.....9 13 1
Chris Lee, Don Davies (5), Mike
Gibbons (6), Rick Raether and
Frank Dominguez; Roger Kinard,
Roger Roddy (4), Keith Fleming
(6), Jim Poole (7), Scott Erwin (9)
and Jeff Mons. W-Gibbons. L-
Fleming. SV-Raether. HR-Mike
Fowler (GT) 2.

1987-Northeast Regional

Russ Chandler Stadium, Atlanta, Ga.

(0-2)

[Automatic, No. 1 seed]

Rider.....8 13 0
Georgia Tech.....5 10 4
Ron Kroschitz, Ken Kremer (8)
and Ed Horowitz; Todd Shiver,
John Davis (5), Jim Poole (9)
and David Ivester, Blake Burke
(9). W-Kroschitz. L-Shiver.
SV-Kremer. HR-Ken Kremer (R)
2, Blake Burke (GT).

Georgia.....5 11 0
Georgia Tech.....1 1 3
Scott Broadfoot and Roger Miller;
Roger Kinard, Jim Poole (9) and
David Ivester. W-Broadfoot.
L-Kinard. HR-Rich Bielski (GA),
Steve Carter (GA), Blake Burke
(GT).

1988-Atlantic Regional

Mark Light Stadium, Miami, Fla.

(2-2)

[Automatic, No. 2 seed]

[Third place]

VCU.....6 9 3
Georgia Tech.....9 11 6
Jerry Dipoto, Tony Helmick (1),
Jeff Zona (1), Mark Dunford (6),
Danny Flanagan (8) and Adam
Knicely; Scott Erwin, Joe Wise
(5) and David Ivester. W-Wise.
L-Zona.

Georgia Tech.....7 9 2
South Carolina.....6 12 1
John Davis, Jon George (6), Jim
Poole (7) and David Ivester; Joe
Cardwell, Bobby Underwood (6),
Tony Spires (8), and Mark Nelson.
W-Davis. L-Cardwell.
SV-Poole. HR-K.G. White
(GT) 2.

ED CHAMBLESS earned the victory in
Georgia Tech's first NCAA Tournament win.

Miami.....4 9 1
Georgia Tech.....2 4 3
Steffen Majer, Dan Bruckner (8),
Joe Grahe (8) and Frank Dominguez;
Doug Creek, Jim Poole (9)
and David Ivester. W-Majer.
L-Creek. SV-Grahe.

Georgia Tech.....0 2 1
South Carolina.....5 10 0
Sam Drake, Joe Wise (6), Jim
Poole (7) and David Ivester;
Brian Williams and Mark Nelson.
W-Williams. L-Drake.
HR-Bobby Underwood (SC).

1989-East Regional

McKethan Stadium at Perry Field, Gainesville, Fla.

(1-2)

[At-large, No. 3 seed]

Central Florida.....6 6 0
Georgia Tech.....4 9 2
Brian Ahern and Bobby Kiser;
Scott Erwin, Jimmy Redovian (8)
and Jon Anderson. W-Ahern.
L-Redovian. HR-Darren Bragg
(GT).

Georgia Tech.....9 12 1
Miami.....7 7 2
Doug Creek, Jimmy Redovian
(9) and Jon Anderson; Greg
Knowles, Oscar Munoz (5), Scott
Sharts (7) and Chris Hirsch. W-
Creek. L-Knowles. SV-Redovian.
HR-Henry Hernandez (M), Will
Vespe (M), Jon Anderson (GT),
Darren Bragg (GT).

Villanova.....18 20 4
Georgia Tech.....16 15 3

1990-South I Regional

Alex Box Stadium, Baton Rouge, La.

(0-2)

[At-large, No. 4 seed]

Georgia Tech.....2 11 1
Houston.....4 8 1
Mike Hosteller, Brent Colson (6)
and Paul Mears, Dave Wiggins
(8); Keith Darter, Al Benavides
(6). W-Darter. L-Hosteller.
SV-Benavides. HR-Mike Reynolds
(GT), Phil Lewis (H), Fred
Hinojosa (H).

Louisiana State.....11 13 2
Georgia Tech.....5 13 1
Paul Byrd, Mike Siroka (8) and
Gary Hymel; Doug Creek, Joe
Wise (5), Billy Harris (5), Marc
Pisciotta (6) and Paul Mears,
Anthony Maisano (9). W-Byrd.
L-Creek. HR-Darren Bragg (GT).

1991-Atlantic Regional

Dick Howser Stadium, Tallahassee, Fla.

(2-2)

[At-large, No. 2 seed]

[Third place]

St. John's.....5 11 3
Georgia Tech.....4 12 1
Tom Danulevith, Ken Grzelaczky
(6), Eric Reichenbach (8) and
Anthony Criscuolo; Doug Creek,
Brent Colson (8) and Jason Varitek,
Paul Mears (9). W-Grzelaczky.
L-Colson. SV-Reichenbach.
HR-Keith Rader (SJ), Denis Durland
(SJ).

Georgia Tech.....11 16 1
Coastal Carolina.....7 14 1
Marc Pisciotta, Billy Harris (8)
and Jason Varitek; Mike Davis,
Chris Hanrahan (4), Dave
Iorland (7) and Pete Schramka.
W-Pisciotta. L-Davis. SV-Harris.
HR-Reggie Johnson (GT), Pete
Leszczynski (CC).

St. John's.....4 4 1
Georgia Tech.....5 12 1
Ken Lichtenberg, Mike Kress (4),
Eric Reichenbach (7) and Anthony
Criscuolo; Brent Colson, Chris
Myers (7) and Jason Varitek. W-
Colson. L-Lichtenberg. SV-Myers.
HR-Denis Durland (SJ).

Alabama.....8 12 3
Georgia Tech.....4 7 1
Joe Vitiello, Ben Short (7) and
Matt Allen, Chris Barnes (9); Brett
Binkley, Billy Harris (6), Kevin Hil-
ton (8), Chris Myers (9) and Jason
Varitek. W-Short. L-Harris.
HR-Hunter Platt (A).

1992-East Regional


McKethan Stadium at Perry Field, Gainesville, Fla.

(2-2)

[At-large, No. 2 seed]

[Third place]

George Mason.....4 10 1
Georgia Tech.....5 8 0
Edson Hoffman, Todd Harris (8)
and Chris Widger. Brent Colson,
Chris Myers (5), Brett Binkley (8)
and Jason Varitek. W-Binkley.
L-Hoffman. HR-Chris Burr (GM).



Georgia Tech.....3 12 2
Texas A&M.....2 8 0

10 innings
Brad Rigby, Brett Binkley (8)
and Jason Varitek. Brian Har-
rison, James Nix (10) and Rob
Trimble, John Keller (9). W-Bin-
kley. L-Nix.

Texas A&M.....7 12 1
Georgia Tech.....5 11 3
Brian Parker, James Nix (5) and
John Keller, Rob Trimble (8).
David Albert, Al Gogolin (4) and
Jason Varitek. W-Nix. L-Albert.
HR-Mike Hickey (T).

1993-Atlantic Regional

Russ Chandler Stadium, Atlanta, Ga.

(2-2)

[At-large, No. 1 seed]

[Third place]

Liberty.....1 2 3
Georgia Tech.....4 7 1
Rich Humphrey and Beau Mar-
tin. Brad Rigby, Chris Myers (9)
and Jason Varitek. W-Rigby.
L-Humphrey. SV-Myers.

Georgia Tech.....4 8 1
Ohio State.....7 13 0
David Albert, Brett Binkley (5)
and Jason Varitek. Chris Granata
and Tony Khoury. W-Granata.
L-Albert. HR-David Newhan (GT),
Chris Williams (OSU), Gary Jones
(OSU), Jay Payton (GT).

South Carolina.....0 4 2
Georgia Tech.....12 9 2
Matt Threehouse, J.J. Pearsall
(6), Ted Rose (6), Craig Ross
(8) and Mike Tarter. Al Gogolin
and Jason Varitek. W-Gogolin.
L-Threehouse. HR-David Newhan
(GT).

Georgia Tech.....4 6 2
Wichita State.....5 11 4

10 innings

Chris Myers, Brett Binkley (9)
and Jason Varitek. Brandon
Baird, Darren Dreifort (7) and
Adam McCollough. W-Dreifort.
L-Binkley. HR-Dreifort (WS).

1994-Midwest II Regional Eck Stadium-Tyler Field, Wichita, Kan.

(4-1)

[At-large, No. 1 seed]

[Champion]

Connecticut.....0 5 1
Georgia Tech.....7 11 1
Aaron Quinn and Kyle Cooney.
Al Gogolin, Carlos Cason (9)
and Jason Varitek. W-Gogolin.
L-Quinn. HR-Jay Payton (GT).

Wichita State.....1 4 2
Georgia Tech.....13 14 0
Mike Drumright, Jason Jordan
(7), Travis Wyckoff (8), Jamie
Bluma (8), Braden Looper (8)
and Adam McCollough. Brad
Rigby and Jason Varitek. W-
Rigby. L-Drumright. HR-Jason
Varitek (GT).

Georgia Tech.....6 7 1
Washington.....2 6 0
Chris Myers and Jason Varitek.
Jamie Day and Christian Shewey.
W-Myers. L-Day. HR-Jon Van-
derGriend (W), Nomar Garciap-
arra (GT).

Finals

Georgia Tech.....9 14 3
Washington.....12 17 2
14 innings

Shane McGill, Geoff Duncan (4),
Tucker Barr (5), Matt Saier (10)
and Jason Varitek. Tim Camp-
bell, Brett Merrick (8), Brandon
Irvine (9), Justin Bice (10) and
Christian Shewey, Shawn Mahle
(14). W-Bice. L-Saier. HR-Brian
Loucks (W), Jay Payton (GT).

Washington.....7 19 6
Georgia Tech.....18 18 1
Derek Carpenter, Matt Gies (1),
Matt Smith (8), Eric Schmidt (7)
and Shawn Mahle. Al Gogolin,
Carlos Cason (9) and Jason Va-
ritek. W-Gogolin. L-Carpenter.
HR-Jon VanderGriend (W), No-
mar Garciaparra (GT).

1994-College World Series

Rosenblatt Stadium, Omaha, Neb.

(3-1)

[No. 2 seed, Runner-up]

Cal State Fullerton.....0 3 0
Georgia Tech.....2 5 2
Mike Parisi, Chad Rolish (8), Dan
Ricabal (8) and Bret Hemphill.
Brad Rigby and Jason Varitek.
W-Rigby. L-Parisi. HR-Michael
Sorrow (GT).

Georgia Tech.....12 12 3
Florida State.....4 8 4
10 innings

Al Gogolin, Chris Myers (8), Tuck-
er Barr (10) and Jason Varitek.
Jonathan Johnson, Phil Olson (9),
David Youcum (10), Chuck Howel
(10) and Mike Martin. W-Myers.
L-Olson. HR-Jason Varitek (GT),
Matt Saier (GT).

Georgia Tech.....3 11 2
Cal State Fullerton.....2 11 1
12 innings


Brad Rigby, Chris Myers (9) and
Jason Varitek. Mike Parisi, Ted
Silva (8), Chad Rolish (12), Matt
Wagner (12) and Bret Hemphill.
W-Myers. L-Silva. HR-Jay Pay-
ton (GT), Jeremy Giambi (CSF),
Nomar Garciaparra (GT).

Championship

Georgia Tech.....5 10 4
Oklahoma.....13 16 0
Al Gogolin, Chris Myers (4),
Shane McGill (7), Carlos Cason
(8) and Jason Varitek. Kevin
Lovingier, Shawn Snyder (3), Tim
Walton (4), Bucky Buckles (6)
and Javier Flores. W-Walton.
L-Gogolin. SV-Buckles. HR-Ja-
son Varitek (GT), Nomar Garciap-
arra (GT), Damon Minor (O), Chip
Glass (O).




BRAD RIGBY talks
with CBS analyst
Larry Conley after his
three-hit shutout of
Cal State Fullerton in
the first game of the
1994 College World
Series.



JASON VARITEK (above)
had three hits, including
a home run, and four RBI
in Georgia Tech's 12-4
win over Florida State
in the Jackets' second
game of the 1994 CWS.

NOMAR GARCIAPARRA
(left) homered in the 12th
inning of Tech's 3-2 win
over Cal State Fullerton to
send the Jackets to the
championship game.



More detailed information on the 1994 College World Series can be found on pages 96-97 of the 2009 Georgia Tech Baseball Yearbook.

1995-Mideast Regional Nelson Stadium, Knoxville, Tenn.

(0-2)

[At-large, No. 4 seed]

[Fifth place]

Georgia Tech.....3 7 1
California.....4 5 2
Kris Wilson, Rich Thieme (8) and
Tucker Barr. Keith Evans, Alex
Franklin (7), Mike Miller (8), Drew
Fischer (9) and Cody McCormick.
W-Miller. L-Wilson. S-Fischer.
HR-Gavin Brown (C).

Tennessee.....6 11 2
Georgia Tech.....4 8 2

Ryan Meyers, Todd Helton (9)
and Ray Espinosa. David Elder,
Matt Saier (3) and Tucker Barr.
W-Meyers. L-Elder. S-Helton.
HR-Mark Fischer (GT), Matt Whit-
ley (T).

1996-South II Regional Alex Box Stadium, Baton Rouge, La.

(3-2)

[At-large, No. 2 seed]

[Runner-up]

New Orleans.....13 13 1
Georgia Tech.....3 8 4
David Elder, Kris Wilson (3),
Geoff Duncan (7) and Tucker
Barr. Donald Rushing and Jason
Washam. W-Rushing. L-Elder.
HR-Jason Washam (NO), Scott
Carson (NO), J.J. Thomas (GT).

Georgia Tech.....14 19 0
Austin Peay.....3 6 1
Jase Wrigley, Carlos Cason (9)
and Eric McQueen, Tucker Barr
(9). Mike Eikenberry, Glen
Longhurst (8), Seth Massey (9)
and Ryan Bennett. W-Wrigley.
L-Eikenberry. HR-Adam Leggett
(GT), J.J. Thomas (GT), Nate Man-
ning (AP).

Tulane.....4 11 2
Georgia Tech.....7 14 0
Scott Williamson, Scott Bell (6)
and Chad Sutter. Chuck Crowder,
Geoff Duncan (9), Shane McGill
(9) and Tucker Barr. W-Crowder.
L-Williamson. HR-Mark Fischer
(GT), J.J. Thomas (GT).

Georgia Tech.....12 16 2

New Orleans.....7 8 4
Scott Prather, L.J. Yankosky (8),
Carlos Cason (9) and Eric Mc-
Queen. Thomas Marks, Brady
Benoit (3), Steve Stanson (8),
Joey Cabeceras (8) and Jason
Washam. W-Prather. L-Marks.
HR-Adam Leggett (GT), Mark
Fischer (GT), Joe DiSalvo (NO).

Finals

Georgia Tech.....13 16 1
Louisiana State.....29 23 1
David Elder, Shane McGill (1),
Rich Thieme (7), L.J. Yankosky
(7), Kris Wilson (7), Carlos Cason
(7), Geoff Duncan (7) and Tucker
Barr. Brett Laxton, Chris Demouy
(6), Joey Painich (6), Patrick
Coogan (6), Brian Daugherty
(8) and Tim Lanier. W-Laxton.
L-Elder. HR-Nathan Dunn (LSU),
Tim Lanier (LSU), Jeramie Moore
(LSU).

1997-Mideast Regional Dudy Noble Field, Starkville, Miss.

(2-2)

[At-large, No. 1 seed]

[Third place]

Tennessee Tech.....0 1 1
Georgia Tech.....5 9 0
Mark Maberry and Brian Lee.
Kris Wilson and Eric McQueen.
W-Wilson. L-Maberry. HR-J.J.
Thomas (GT).

Georgia Tech.....8 11 0
S.W. Louisiana.....0 2 3
Jase Wrigley and Eric McQueen.
Cody Robbins, Philip Devey (7),
J.B. Slaton (9) and Shannon
Poole, Jim Fritz (6). W-Wrigley.
L-Robbins. HR-J.J. Thomas (GT),
Eric McQueen (GT).

Washington.....8 11 1
Georgia Tech.....4 12 5
Matt Hampton, Cody Morrison
(8) and Ryan Bundy. David
Elder, Simon Young (8), Shane
McGill (8), Chuck Crowder (9) and
Eric McQueen, Todd Papetti (3).
W-Hampton. L-Elder.

Georgia Tech.....2 8 4
Mississippi State.....10 13 1
L.J. Yankosky, Rich Thieme (5),
Chuck Crowder (7) and Todd Pa-
petti (8). Keith Dilgard and Barry
Patton. W-Dilgard. L-Yankosky.
HR-Adam Platt (MS), J.J. Thomas
(GT).

1998-Midwest Regional Eck Stadium-Tyler Field, Wichita, Kan.

(3-2)

[At-large, No. 2 seed]

[Runner-up]

Oklahoma State.....13 14 0
Georgia Tech.....4 10 5
Matt Smith, Dreier (7), Bergman
(9) and Josh Holliday. Chuck
Crowder, Jase Wrigley (2), Si-
mon Young (7), Robert Aaron
(8), Scott Prather (8) and Eric
McQueen. W-Smith. L-Crowder.
HR-Heath Honeycutt (GT), Ryan
Brooks (GT).

Georgia Tech.....14 19 0
S.E. Missouri State.....5 8 0
L.J. Yankosky, Andy Mitchell (9)
and Bryan Prince. Jason Swear-
ingen, Lanson Debrock (3), Jerry
Wolsey (7), Marc Sheffer (8) and
Brad Hoehner. W-Yankosky.
L-Swearingen. HR-Heath Hon-
eycutt (GT), Ryan Brooks (GT),
Jay Hood (9), Stephen Donaghey
2(GT), Jeremy Johnson (SE), Char-
lie Marino (SE), Darin Kinsolving
(SE).

Arkansas.....0 6 2
Georgia Tech.....2 7 2
Rodney Nye, Vent (8) and
Caldwell. Chuck Crowder and Eric
McQueen. W-Crowder. L-Nye.

Georgia Tech.....6 14 2
Oklahoma State.....5 11 0
Jase Wrigley, Simon Young
(6) and Eric McQueen. Pear-
son, Bludau (8), Prata (9) and
Puffinbarger. W-Young. L-Prata.
HR-Stephen Donaghey (GT), Jay
Hood (GT).

Championship

Arizona State.....3 6 2
Georgia Tech.....1 3 1
Ryan Mills and Halvorson. Cory
Vance and Eric McQueen. W-
Mills. L-Vance. HR-Moreno (AS),
Eric McQueen (GT).

2000-Atlanta Regional Russ Chandler Stadium, Atlanta, Ga.

(3-0)

[Automatic, No. 1 seed]

[Champion]

Georgia Southern.....9 15 3
Georgia Tech.....11 14 2
David Ray, Phillip Rowland (6),
Jason Cadenhead (8) and Bren-
dan Gilligan. Rhett Parrott, Andy
Mitchell (8), Jeff Watchko (9) and
Bryan Prince. W-Parrott. L-Ray.
S-Watchko. HR-Jason Basil (GT).

Georgia Tech.....24 25 2
Stetson.....1 4 2
Cory Vance, Ronnie Robinson (8)
and Bryan Prince, Tyler Parker
(7). Jason Oglesby, Chris Rog-
ers (2), Brian Werthem (6), Roger
Lincoln (6), Ricky Walker (9) and
Mike Fellman, Kevin Maloney
(8). W-Vance. L-Oglesby. HR-
Victor Menocal (GT), Mark Teix-
eira (GT), Jason Basil (GT), Brad
Stockton (GT).

Championship

Georgia Tech.....16 18 1
Stetson.....11 14 1
Steve Kelly, Jeff Watchko (7) and
Bryan Prince. Jason Oglesby,
Brian Welch (3), Dan Mauer (7)
and Mike Fellman. W-Kelly. L-
Oglesby. S-Watchko. HR-Mark
Teixeira (GT), Tyler Parker (GT),
Frank Carr (S) 2, Brooks Stephens
(S).

SIMON YOUNG celebrates a ninth-in-
ning comeback win over Oklahoma
State that put Tech into the finals of the
1998 Midwest Regional in Wichita.



NCAA Tournament Linescores



BRYAN PRINCE was named the MVP of the 2000 NCAA Atlanta Regional and helped Tech to within one game of the College World Series.

2000-Atlanta Super Regional Russ Chandler Stadium, Atlanta, Ga. (0-2)

[No. 1 seed, Runner-Up]
Southern California.....7 11 1
Georgia Tech.....2 10 0
Rik Currier, Ronald Flores (8) and Beau Craig. Cory Vance, Jeff Watchko (8) and Bryan Prince. W-Currier. L-Vance. HR-Anthony Lunetta (SC), Josh Persell (SC), Jason Perry (GT).

Georgia Tech.....3 7 1
Southern California.....6 11 2
Rhett Parrott, Philip Perry (8) and Bryan Prince. Mark Prior, Ronald Flores (9) and Beau Craig. W-Prior. L-Parrott. HR-Rob Garibaldi (SC), Josh Persell (SC).

2001-Athens Regional Foley Field, Athens, Ga. (0-2)

[At-large, No. 2 seed]
Coastal Carolina.....5 8 0
Georgia Tech.....3 7 1
Scott Sturkie and Randy McGarvey. Rhett Parrott, Jeff Watchko (9), Brian Burks (9) and Bryan Prince. W-Sturkie. L-Parrott. HR-Brandon Powell (C), Richard Lewis (GT), Jason Perry (GT).

Georgia Tech.....5 11 1
Georgia.....13 15 0
Steve Kelly, Brian Burks (6), Aaron Walker (7), Andy Mitchell (8) and Bryan Prince. Rob Moravek, Jody Friedman (7) and Doc Brooks, Tony Burchett (7). W-Moravek. L-Kelly. HR-Andy Neufeld (G), Doc Brooks (G), Adam Swann (G).

2002-Atlanta Regional (3-0) Russ Chandler Stadium, Atlanta, Ga.

[At-large, No. 1 seed]
[Champion]
Coastal Carolina.....0 3 0
Georgia Tech.....6 8 0
Justin Sturge, Byron Binda (7) and Randy McGarvey. Kyle Bakker and Tyler Parker. W-Bakker. L-Sturge.

Georgia.....0 7 1
Georgia Tech.....3 6 0
Mickey Westphal, Bill Sharpton (8) and Clint Sammons. Chris Goodman, Jeff Watchko (7) and Tyler Parker. W-Goodman. L-Westphal. S-Watchko. HR-Victor Menocal (GT), Tyler Parker (GT).


Championship
Georgia Tech.....8 11 2
Georgia.....7 9 2
Brian Burks, Jeff Watchko (8), Victor Menocal (9), Philip Perry (9) and Tyler Parker. Jason Fellows, Bill Sharpton (4), Jeffrey Carswell (7), Bo Lanier (8), Scott Lawson (9) and Ned Yost, Clint Sammons (6) W-Burks. L-Fellows. S-Perry. HR-Lee Mitchell (G).

2002-Atlanta Super Regional Russ Chandler Stadium, Atlanta, Ga. (2-0)


[No. 1 seed, Champion]
Florida Atlantic.....3 9 1
Georgia Tech.....14 18 1
Danny Core, Tom MacLane (4), Matt O'Brien (5), Brad Ingwell (7) and Robert Orton, Shaen O'Connor (8). Kyle Bakker, Nick Wagner (8), Jordan Crews (9) and Tyler Parker, Mike Nickeas (9). W-Bakker. L-Core. HR-Tyler Parker (GT), Clifton Remole (GT).

Georgia Tech.....11 13 1
Florida Atlantic.....5 7 2
Chris Goodman, Kyle Schmidt (8), Jeff Watchko (9) and Tyler Parker. Chris Pillsbury, Jim Cooney (4), Tim McNab (8) and Shaen O'Connor. W-Goodman. L-Pillsbury. HR-Jeff Fiorentino (FAU).


More detailed information on the 2002 College World Series can be found on pages 98-99 of the 2009 Georgia Tech Baseball Yearbook.



VICTOR MENOCAI (left) was named to the All-College World Series team after batting .563 with six runs scored in Omaha. **JASON PERRY** (right) hit safely in all three games in the 2002 CWS, including collecting three hits against Clemson in the Yellow Jackets' second game. **KYLE BAKKER** (below) returned to his hometown of Omaha and pitched Georgia Tech to an 11-0 win over South Carolina in the opener of the 2002 CWS.



AT BATT	BALL	STRIKE	OUT	H/E
1	2	3	4	5
6	7	8	9	10
11	12	13	14	15
16	17	18	19	20
21	22	23	24	25
26	27	28	29	30
31	32	33	34	35
36	37	38	39	40
41	42	43	44	45
46	47	48	49	50
51	52	53	54	55
56	57	58	59	60
61	62	63	64	65
66	67	68	69	70
71	72	73	74	75
76	77	78	79	80
81	82	83	84	85
86	87	88	89	90
91	92	93	94	95
96	97	98	99	100



2002-College World Series Rosenblatt Stadium, Omaha, Neb. (1-2)

[Fifth Place]
Georgia Tech.....11 19 1
South Carolina.....0 6 2
Kyle Bakker, Brian Burks (9) and Tyler Parker, Mike Nickeas (9). Gary Bell, Aaron Rawl (5), Steven Bonduant (5), Rocky Evans (8), Cliff Donald (9) and Landon Powell. W-Bakker. L-Bell. HR-Wes Rynders (GT).

Clemson.....9 9 1
Georgia Tech.....7 14 0
Tyler Lumsden, Jeff Hahn (4), Matt Henrie (7) and Steve Pyzik. Chris Goodman, Aaron Walker (2), Philip Perry (2), Jeff Watchko (9) and Tyler Parker. W-Hahn. L-Goodman. S-Henrie. HR-Michael Johnson (C), Jason Perry (GT).

South Carolina.....9 8 1
Georgia Tech.....5 14 2
Aaron Rawl and Landon Powell. Brian Burks, Jeff Watchko (4), Kyle Schmidt (9) and Tyler Parker. W-Rawl. L-Burks. HR-Justin Harris (SC), Steve Thomas (SC), Jeremy Slayden (GT).

2003-Atlanta Regional Russ Chandler Stadium, Atlanta, Ga. (0-2)

[Automatic, No. 1 seed]
Stetson.....5 10 2
Georgia Tech.....4 5 2
Adam Blair, Roger Lincoln (9) and Chris Westervelt. Micah Owings, Jeff Watchko (7) and Mike Nickeas. W-Blair. L-Owings. S-Lincoln. HR-Brian Snyder (S), Andy Wilson (S), Pete Rasmussen (S), Clifton Remole (GT), Micah Owings (GT).

Georgia Tech.....3 10 0
East Carolina.....10 11 0
Kyle Bakker, Brian Burks (7), Andrew Kown (8) and Andy Hawranick, Mike Nickeas (5). Ashley Capps, Glenn Tucker (1) and Jake Smith. W-Tucker. L-Bakker. HR-Clifton Remole (GT), Daryl Lawhorn (EC).

2004-Atlanta Regional Russ Chandler Stadium, Atlanta, Ga. (3-0)

[At-large, No. 1 seed]
[Champion]
Jacksonville State.....3 10 4
Georgia Tech.....16 20 1
Bobby Wynns, Brian Booth (4), Jon Clements (7), Danny Andres (7) and Scott Smith, Johnny Prosser (8). Brian Burks, Jared Hyatt (9) and Mike Nickeas, Andy Hawranick (7). W-Burks. L-Wynns. HR-Eric Patterson (GT), Clifton Remole (GT), Whit Robbins (GT).

Texas Tech.....3 10 0
Georgia Tech.....9 15 1
Steven Thomas, Adam Fry (6), Juan Razo (8) and Cooper Fouts. Micah Owings, Jordan Crews (9) and Mike Nickeas. W-Owings. L-Thomas. HR-Steven Blackwood (GT), Mike Nickeas (GT), Whit Robbins (GT).

Championship
Texas Tech.....3 10 4
Georgia Tech.....16 20 1
Andrew Kown, Jordan Crews (8) and Andy Hawranick. Michael McGowan, John Milton (4), Corey Gerstner (7) and Cooper Fouts. W-Kown. L-McGowan. HR-Brandon Boggs (GT), Tyler Greene (GT), Michael Mask (TT).

2004-Atlanta Super Regional Russ Chandler Stadium, Atlanta, Ga. (0-2)

[No. 1 seed, Runner-up]
Georgia.....7 12 0
Georgia Tech.....5 9 2
Michael Hyle, Johnny Dobbs (4), Will Startup (7) and Clint Sammons. Micah Owings, Jordan Crews (7), Aaron Walker (9) and Mike Nickeas. W-Dobbs. L-Owings. S-Startup. HR-Bobby Felmy (G), Eric Patterson (GT), Mike Nickeas (GT).

Georgia Tech.....3 4 4
Georgia.....5 11 0
Andrew Kown, Brian Burks (7) and Mike Nickeas. Sean Ruthven, Bo Lanier (8), Will Startup (9) and Clint Sammons. W-Lanier. L-Burks. S-Startup. HR-Jonathan Wyatt (G).

2005-Atlanta Regional Russ Chandler Stadium, Atlanta, Ga. (3-1)

[Automatic, No. 1 seed]
[Champion]
Furman.....4 7 1
Georgia Tech.....5 13 2
10 Innings
Ryan Hodinka, Sam Perry (5), Ryan Hudson (7), Patrick Arnett (9), Nick Hollstegge (10) and Tony Maccani. Lee Hyde, Jordan Crews (6), Tim Gustafson (8) and Andy Hawranick. W-Gustafson. L-Hollstegge. HR-Matthew Betsill (F).

Georgia Tech.....10 17 0
South Carolina.....2 6 2
Blake Wood and Andy Hawranick. Arik Hempy, Jason Fletcher (1), Conor Lalor (5), Cliff Donald (9) and Ryan Mahoney, Cory Vanderhook (7). W-Wood. L-Hempy. HR-Jeremy Slayden (GT).

South Carolina.....8 8 1
Georgia Tech.....3 8 3
Andy Lambert, Jason Fletcher (6) and Ian Paxton. Ryan Turner, Jared Hyatt (3), Brad Rulon (6), Tim Ladd (9) and Andy Hawranick, Nick Scherer (8). W-Lambert. L-Turner. S-Fletcher. HR-Michael Campbell (SC), Steven Tolleson (SC), 2.

Championship
Georgia Tech.....5 11 1
South Carolina.....0 5 1
Tim Gustafson, Matt Wieters (8) and Andy Hawranick. Aaron Rawl, Forrest Beverly (3) and Ian Paxton. W-Gustafson. L-Rawl. HR-Matt Wieters (GT), Jeremy Slayden (GT).

2005-Atlanta Super Regional Russ Chandler Stadium, Atlanta, Ga. (0-2)

[No. 1 seed, Runner-up]
Tennessee.....3 4 1
Georgia Tech.....2 5 3
Luke Hochevar, Sean Watson (8) and J.P. Arencibia, Blake Wood, Matt Wieters (8) and Andy Hawranick. W-Watson. L-Wieters. HR-Rob Fitzgerald (T).

Georgia Tech.....3 7 1
Tennessee.....13 16 0
Lee Hyde, Jordan Crews (3), Jared Hyatt (4), Tim Ladd (4), Brad Rulon (5), Ryan Turner (5), Jason Neighborgall (8), John Michael Vidic (8) and Andy Hawranick. James Adkins, Sean Watson (8) and J.P. Arencibia. W-Adkins. L-Hyde. HR-Michael Rivera (T).

NCAA Tournament Linescores

2006-Atlanta Regional Russ Chandler Stadium, Atlanta, Ga. (3-0)

[At-large, No. 1 seed]

[Champion]

Stetson.....5 13 1
Georgia Tech.....7 12 2
Corey Kluber, Nathan Nery (4), Robbie Elmsiller (8) and Brad Pippa, David Gollner (8). Blake Wood, Jared Hyatt (8), Tim Ladd (8), Brad Rulon (8), Matt Wieters (9) and Matt Wieters, Andy Hawranick (9). W-Wood. L-Kluber. S-Wieters. HR-Matt Wieters (GT), Michael Fisher (GT).

Georgia Tech.....7 11 2
Vanderbilt.....3 5 0
Lee Hyde, Tim Ladd (7), Brad Rulon (8) and Matt Wieters. David Price, Stephen Shao (7) and Josh Zeid (9) and Brian Hernandez. W-Hyde. L-Price. HR-Luke Murtin (GT).

Championship

Vanderbilt.....4 9 0
Georgia Tech.....8 11 1
Cody Crowell, Tyler Rhoden (6) and Shea Robin. Ryan Turner, Matt Wieters (9) and Andy Hawranick. W-Turner. L-Crowell. HR-Pedro Alvarez (V), Dominic de la Osa (V), Alex Feinberg (V), Mike Trapani (GT), Matt Wieters (2) (GT).

2006-Atlanta Super Regional Russ Chandler Stadium, Atlanta, Ga. (2-0)

[No. 1 seed, Champion]

College of Charleston.....0 11 1
Georgia Tech.....5 9 0
Nick Chiggies, Quinn Monsma (7), Brendan Stines (8) and Alex Garabedian. Blake Wood, Brad Rulon (7) and Matt Wieters. W-Wood. L-Chiggies. S-Rulon. HR-Matt Wieters (GT), Jeff Kindel (GT).

Georgia Tech.....12 15 1
College of Charleston.....3 8 2
Lee Hyde, Jared Hyatt (9) and Matt Wieters, Andy Hawranick (9). Jeff Bellevue, Quinn Monsma (4), Graham Godfrey (5), Drew Shamrock (9) and Alex Garabedian. W-Hyde. L-Bellevue. HR-Jeff Kindel (GT), Whit Robbins (GT), Joey Fiddle (CofC).

2006-College World Series Rosenblatt Stadium, Omaha, Neb. (0-2)

[Seventh Place]

Georgia Tech.....4 8 1
Clemson.....8 9 0
Lee Hyde, Brad Rulon (8), Ryan Turner (8), Jared Hyatt (8), Tim Ladd (8) and Matt Wieters. Sean Clark, Ryan Hinson (7), Daniel Moskos (9) and Adrian Casanova. W-Hinson. L-Turner. HR-Jeff Kindel (GT), Andy D'Alessio (C).

Cal State Fullerton.....7 15 1
Georgia Tech.....5 9 0
Dustin Miller, John Estes (7), Adam Jorgenson (7), Ryan Paul (8) and John Curtis. Blake Wood, Tim Ladd (6), Brad Rulon (7), Matt Wieters (8) and Matt Wieters, Andy Hawranick (9). W-Paul. L-Wieters. HR-Wieters (GT).



MIKE TRAPANI (top photo) gives coach DANNY HALL a bath after Georgia Tech defeated the College of Charleston to secure its third College World Series appearance in 2006.



More detailed information on the 2006 College World Series can be found on pages 100-101 of the 2009 Georgia Tech Baseball Yearbook.

The Yellow Jackets congratulate JEFF KINDEL (below) after his first-inning home run gave the Yellow Jackets a 2-0 lead in the opening game of the 2006 College World Series.



2008-Athens Regional Foley Field, Athens, Ga. (2-2)

[At-large, No. 2 seed]

[Runner-up]

Louisville.....5 12 2
Georgia Tech.....8 10 0
Justin Marks, Thomas Royce (6), Jon Clarence (8), Gavin Logsdon (8), Gabriel Shaw (8) and Jeff Arnold. David Duncan, Andrew Robinson (6), Brad Rulon (9) and Jason Haniger. W-Duncan. L-Marks. S-Rulon. HR-Justin McClanahan 2 (L), Chris Dominguez (L), Haniger (GT).

Georgia Tech.....6 11 0
Lipscomb.....3 7 1
Deck McGuire, Taylor Wood (7), Brad Rulon (8) and Jason Haniger. Brandon McClurg, Kyle Tognazzini (8), Chris Burnett (9) and Caleb Joseph. W-Wood. L-McClurg. S-Rulon. HR-Haniger (GT).

Georgia Tech.....0 4 0
Georgia.....8 12 0
Eddie Burns, Kevin Jacob (7) and Jason Haniger, Cole Leonida. Nick Montgomery and Bryce Massanari. W-Montgomery. L-Burns. HR-Matt Olson (G), Rich Poythress (G), Matt Cerione.

Georgia.....18 18 2
Georgia Tech.....6 11 6
Justin Grimm, Alex McRee (1), Dean Weaver (5), Will Harvil (5), Joshua Fields (9) and Bryce Massanari, Jake Crane. Zach Von Tersch, Brandon Cumpston (2), Andrew Robinson (4), Chris Hicks (6), Taylor Wood (7), Brad Rulon (9) and Jason Haniger. W-McRee. L-Cumpston. HR-Rich Poythress (G).

2009-Atlanta Regional Russ Chandler Stadium, Atlanta, Ga. (3-2)

[At-large, No. 1 seed]

[Runner-up]

Georgia State.....3 11 2
Georgia Tech.....9 9 1
Will Palmer, Aidan Francis (6),

Will Campbell (8) and Marc Mimeault. Deck McGuire, Andrew Robinson (8), Kevin Jacob (9) and Jason Haniger. W-McGuire. L-Palmer. HR-Bradley Logan (GSU), Matt Skole (GT).

Georgia Tech.....7 9 5
Southern Miss.....10 13 0
Brandon Cumpston, Jake Davies (5), Andrew Robinson (5), Zach Brewster (7), Patrick Long (7), Jacob Esch (8) and Jason Haniger. JR Ballinger, Wade Weathers (9), Collin Cargill (9) and Kyle Maxie. W-Ballinger. L-Cumpston. HR-Luke Murtin (GT), Michael Ewing (USM), B.A. Vollmuth (USM).

Elon.....4 7 0
Georgia Tech.....8 8 1
Daniel Britt, Ken Ferrer (2), Jared Kernodle (2), John Brebbia (6), J.D. Reichenbach (7), Jordan Darnell (8), Thomas Girdwood (8) and Mike Melillo. Zach Von Tersch, Jake Davies (4), Mark Pope (5) and Jason Haniger. W-Davies. L-Britt. S-Pope. HR-Matt Skole (GT).

Georgia Tech.....18 18 2
Southern Miss.....6 11 6
Andrew Robinson, Thomas Nichols (6) and Cole Leonida. Jeff Stanley, Kyle Lindsey (4), Moses Munoz (6), Jonathan Johnston (6), Seth Hester (9) and Travis Graves. W-Robinson. L-Stanley. S-Nichols. HR-Luke Murtin (GT), Jay Dantzler (GT), Cole Leonida (GT), Kyle Maxie (USM).

Southern Miss.....12 3 1
Georgia Tech.....8 8 2
Scott Copeland, Todd McInnis (2), Cody Schlager (6), Josh Fields (7), Collin Cargill (8) and Kyle Maxie, Travis Graves. Deck McGuire, Jed Bradley (3), Kevin Jacob (5) and Jason Haniger. W-McInnis. L-McGuire. S-Cargill. HR-Bo Davis (USM), B.A. Vollmuth 2 (USM), Derek Dietrich (GT).

2010-Atlanta Regional Russ Chandler Stadium, Atlanta, Ga. (2-2)

[At-large, No. 1 seed]

[Runner-up]

Mercer.....0 5 0
Georgia Tech.....10 16 0
Mark Pope and Cole Leonida. W-Pope. L-LOVE. HR GT - Jay Dantzler (GT), Tony Plagman (GT), Jacob Esch (GT).

Alabama.....2 9 3
Georgia Tech.....5 11 0
Jimmy Nelson; Taylor Wolfe (6); Tyler White (8) and Brock Bennett. Deck McGuire; Andrew Robinson (9) and Cole Leonida. W-Deck McGuire. S-Andrew Robinson. L-Jimmy Nelson.

Georgia Tech.....1 5 1
Alabama.....8 9 0
Brandon Cumpston; Buck Farmer (2) and Cole Leonida. Adam Morgan and Brock Bennett. W-Adam Morgan. L-Brandon Cumpston. HR-Matt Skole (GT). Taylor Dugas (UA); Ross Wilson (UA); Jake Smith (UA); Jon Keltan (UA).

Alabama.....10 11 0
Georgia Tech.....8 15 1
Taylor Wolfe; Matt Taylor (1); Jonathan Smart (2); Nathan Kilcrease (4) and Brock Bennett. Jed Bradley; Patrick Long (6); Taylor Wood (6); Andrew Robinson (8) and Cole Leonida. W-Nathan Kilcrease. L-Jed Bradley. HR-Clay Jones (UA). Derek Dietrich (GT); Chase Burnette (GT).



DID YOU KNOW...

Rosenblatt Stadium was the home to the College World Series from 1950-2010, but in 2011 the new 24,000 seat TD AmeriTrade Park in downtown Omaha will be the new site for the mecca of College Baseball.

1994 College World Series

1994

College World Series Team

Players

Matt Barr, OF
Tucker Barr, C/RHP
Scott Byers, 1B
Carlos Cason, RHP
Geoff Duncan, RHP
Adam Easterling, OF
Nomar Garciaparra, SS
Al Gogolin, RHP
Buck Hall, LHP
Brandon Hensley, 3B
Brandon Hutchins, LHP
Jimmy Lincoln, IF
Shane McGill, RHP
Scott McIntyre, 2B
Chris Myers, RHP
Jay Payton, OF
Brad Rigby, RHP
Ryan Ritter, OF
Matt Saier, OF
Michael Smith, OF
Michael Sorrow, IF
Jason Varitek, C
L.J. Yankosky, RHP

Coaches

Danny Hall - Head Coach
Rick Hatcher - Assistant Coach
Paul Mears - Assistant Coach
Jeff Guy - Assistant Coach

Support Staff

Walter Smith - Athletic Trainer
Shane Rose - Student Trainer
Jimmy Luck - Manager

Omaha, at last. Georgia Tech's baseball squad finally reached college baseball's promised land in the summer of 1994 under first-year head coach Danny Hall. Over the previous decade, Georgia Tech had produced one of America's most consistent baseball programs, averaging 45 wins per season while earning 10-straight NCAA Tournament invitations. Included in that span were numerous national and No. 1-rankings, and yet no College World Series appearances. But all of that changed in 1994 when the Yellow Jackets outlasted a talented Washington club, 18-7, in the final game of the Midwest II Regional in Wichita, Kansas.

With four of the premier talents in all of college baseball, including consensus first-team All-Americans Jason Varitek, Nomar Garciaparra and Jay Payton, and second-team All-American Brad Rigby - all four of whom were taken among the first 36 players in the June, 1994, draft - Tech headed to Omaha, where they came within one win of the school's first NCAA title.

The Yellow Jackets faced a talented Cal State Fullerton team in the opening game of the 1994 College World Series, with both teams throwing their aces. The Jackets drew first blood in the bottom of the fifth inning when Garciaparra earned a bases-loaded walk. Rigby then took over, striking out the side in the sixth while adding whiffs in the seventh and eighth as well as two more in the ninth to finish with a three-hitter and 10 strikeouts.

A familiar foe was on deck, with Georgia Tech squaring off against Mike Martin's Florida State team in Yellow Jackets' second game of the College World Series. With the score knotted at 4-4 in the top of the ninth inning, Varitek singles home Garciaparra with the first run of an eight-run explosion that set a CWS record for scoring in an extra frame. Matt Saier, the No. 9 hitter in the Tech order, capped the outburst with a grand slam to help the Jackets move on to game three.

Faced with a rematch against Cal State Fullerton, Tech stood one win away from playing for the championship. Payton snapped a 1-for-8 CWS slump with a two-run homer in the top of the first inning, but the Titans tied the game with runs in the first and fourth innings against Rigby. Both teams relied on pitching and defense over the next seven innings before Garciaparra ended the scoring drought with a solo home run in the top of the 12th inning. Fullerton quickly responded by putting runners on the corners with no outs, but Chris Myers struck out DH Sal Mancuso, popped up first baseman D.C. Olsen and retired left fielder Brian King on a liner to Payton to give the Yellow Jackets a berth in the NCAA championship game.

The Yellow Jackets' enjoyment in the title matchup is short-lived, as Oklahoma scored a pair of runs in the bottom of the first inning before home runs in the second and third innings by Varitek and Garciaparra tie the game at 2-2. Disaster struck for Georgia Tech over the next three innings though, as the Yellow Jackets yielded nine runs - five in the fourth and four more in the sixth - to the Sooners, who went on to capture the national title with a 13-5 win.

Georgia Tech ended the 1994 season with its highest final ranking ever. Collegiate Baseball, Baseball America and USA Today all ranked the Yellow Jackets No. 2 in the year-end polls, a mark that has been unmatched since Tech's magical 1994 run.



College World Series Results


Georgia Tech 2, Cal State Fullerton 0

Georgia Tech 12, Florida State 4

Georgia Tech 3, Cal State Fullerton 2

Championship Game:

Oklahoma 13, Georgia Tech 5



GEORGIA TECH

1994 College World Series

Georgia Tech 2, Cal State Fullerton 0 June 3, 1994 at Omaha, Neb. (Rosenblatt Stadium)

Cal State Fullerton	AB	R	H	RBI	BB	SO	PO	A	LOB
Dante Powell cf	4	0	0	0	0	0	2	0	
Craig Skyberg 3b	0	0	0	0	0	0	0	2	
Mark Kotsay lf	3	0	1	0	1	1	3	0	
Jeff Ferguson, 2b	4	0	1	0	0	0	3	2	
Bret Hemphill c	3	0	0	0	0	2	4	1	
Sal Mancuso dh	4	0	0	0	0	1	0	0	
Adam Millan 1b	3	0	0	0	1	1	9	1	
Jeremy Giambi rf	4	0	1	0	0	1	2	0	
Jason Gill 3b/ss	2	0	0	0	0	1	0	1	
Jim Betzold ph	1	0	0	0	0	1	0	0	
Jack Jones ss	2	0	0	0	0	1	0	1	
Brian King ph/cf	1	0	0	0	0	1	0	0	
Mike Parisi p	0	0	0	0	0	0	1	2	
Chad Rolish p	0	0	0	0	0	0	0	0	
Dan Ricabal p	0	0	0	0	0	0	0	0	
Totals	31	0	3	0	2	10	24	11	8

Georgia Tech	AB	R	H	RBI	BB	SO	PO	A	LOB
Nomar Garciaparra ss	3	0	0	1	1	0	0	4	
Scott McIntyre 2b	3	0	1	0	1	1	2	2	
Jason Varitek c	3	0	0	0	0	0	10	2	
Jay Payton cf	2	0	0	0	2	0	1	0	
Scott Byers 1b	4	0	0	0	0	0	10	0	
Brandon Hensley 3b	4	1	2	0	0	1	2	6	
Michael Sorrow dh	2	1	1	1	0	0	0	0	
Michael Smith lf	3	0	1	0	0	2	1	0	
Matt Saier rf	2	0	0	0	0	0	1	0	
Brad Rigby p	0	0	0	0	0	0	0	1	
Totals	26	2	5	2	4	4	27	15	7

Cal State Fullerton 000 000 000 - 0 3 0
Georgia Tech 000 010 10X - 2 5 2

E - Hensley (14); McIntyre (13). DP - CSF 1. 2B - Kotsay (11). HR - Sorrow (1). HBP - Hemphill; Gill; Saier. SH - Sorrow; Varitek. SB - Ferguson (30).

Cal State Fullerton	IP	H	R	ER	BB	SO
Mike Parisi	7.1	5	2	2	3	3
Chad Rolish	0.1	0	0	0	1	0
Dan Ricabal	0.1	0	0	0	0	1

Georgia Tech	IP	H	R	ER	BB	SO
Brad Rigby	9.0	3	0	0	2	10

Win - Rigby (14-4). Loss - Parisi (11-4). Save - None. WP - Rigby. HBP - by Rigby (Hemphill); by Rigby (Gill); by Parisi (Saier). Umpires - HP: John Magnusson 1B: Tim Henderson 2B: Dick Runchey 3B: Bob Nelson Start: 2:37 pm Time: 2:19 Attendance: 9000

Georgia Tech 12, Florida State 4 June 5, 1994 at Omaha, Neb. (Rosenblatt Stadium)

Georgia Tech	AB	R	H	RBI	BB	SO	PO	A	LOB
Nomar Garciaparra ss	6	2	2	1	0	1	7	4	
Scott McIntyre 2b	5	2	2	0	1	0	0	4	
Jason Varitek c	5	2	3	4	1	1	7	4	
Jay Payton cf	6	0	1	0	0	2	0	0	
Scott Byers 1b	4	1	2	0	1	1	9	0	
Brandon Hensley 3b	5	1	1	0	0	2	0	1	
Michael Sorrow dh	4	1	0	1	1	0	0	0	
Michael Smith lf	4	1	0	1	1	1	5	0	
Matt Saier rf	4	2	1	4	1	0	1	0	
Al Gogolin p	0	0	0	0	0	0	1	0	
Chris Myers p	0	0	0	0	0	0	0	0	
Tucker Barr p	0	0	0	0	0	0	0	0	
Totals	43	12	12	11	6	8	30	13	7

Florida State	AB	R	H	RBI	BB	SO	PO	A	LOB
Mickey Lopez 2b	3	0	1	1	0	0	3	6	
Mike Buttery ph	1	0	0	0	0	1	0	0	
Doug Mientkiewicz 1b	5	0	1	1	0	1	12	2	
Mike Martin c	3	0	0	0	2	0	8	1	
Colby Weaver dh	2	0	0	0	0	2	0	0	
Mike Bell ph	1	0	0	0	0	0	0	0	
Jeremy Morris pr/dh	1	0	0	0	0	1	0	0	
Randy Hodges rf	3	1	0	0	1	1	1	0	
Link Jarrett ss	2	0	1	1	1	0	1	2	
Scott Zech lf	4	0	1	0	0	1	1	0	
Steve Nedeau cf	3	2	3	0	1	0	3	0	
Jack Niles 3b	4	1	1	0	0	0	0	5	
Jonathan Johnson p	0	0	0	0	0	0	1	0	
Phil Olson p	0	0	0	0	0	0	0	0	
David Yocum p	0	0	0	0	0	0	0	0	
Chuck Howell p	0	0	0	0	0	0	0	0	
Totals	32	4	8	3	5	7	30	16	6

Georgia Tech 000 040 000 8 - 12 12 3
Florida State 000 000 000 0 - 4 8 4

E - Gogolin (5) McIntyre (14); Varitek (7); Martin (7); Niles 2(14); Zech (2). DP - Georgia Tech 2, Florida State 1. 2B - Nedeau (7). HR - Saier (2); Varitek (16). SH - Jarrett; Weaver. SF - Lopez. SB - Hodges (18). CS - Saier; J.Morris; Jarrett.

Georgia Tech	IP	H	R	ER	BB	SO
Al Gogolin	7.0	4	4	2	5	5
Chris Myers	2.0	3	0	0	0	0
Tucker Barr	1.0	1	0	0	0	2

Florida State	IP	H	R	ER	BB	SO
Jonathan Johnson	8.0	8	4	3	0	6
Phil Olson	1.1	3	6	5	3	1
David Yocum	0.0	1	2	2	1	0
Chuck Howell	0.2	0	0	0	2	1

Win - Myers (5-3). Loss - Olson (5-4). Save - None. WP - Gogolin; Howell. HP: Dan Pedersen 1B: John Magnusson 2B: Bill Davis 3B: Dick Runchey Start: 2:36 pm Time: 3:13 Attendance: 16000

Georgia Tech 3, Cal State Fullerton 2 June 8, 1994 at Omaha, Neb. (Rosenblatt Stadium)

Georgia Tech	AB	R	H	RBI	BB	SO	PO	A	LOB
Nomar Garciaparra ss	6	1	2	1	0	1	2	4	
Scott McIntyre 2b	3	0	0	0	3	0	7	5	
Jason Varitek c	4	1	0	0	2	0	15	2	
Jay Payton cf	6	1	3	2	0	2	1	0	
Scott Byers 1b	5	0	1	0	1	1	8	3	
Brandon Hensley 3b	5	0	1	0	0	0	0	0	
Michael Sorrow dh	4	0	2	0	0	0	0	0	
Michael Smith lf	3	0	1	0	0	1	1	0	
Adam Easterling ph/lf	2	0	1	0	0	0	0	0	
Matt Saier rf	4	0	0	0	1	2	2	0	
Brad Rigby p	0	0	0	0	0	0	0	0	
Chris Myers p	0	0	0	0	0	0	0	0	
Totals	42	3	11	3	7	8	36	14	11

Cal State Fullerton	AB	R	H	RBI	BB	SO	PO	A	LOB
Jeff Ferguson, 2b	4	1	1	0	2	2	2	3	
Mark Kotsay lf/rf	4	0	2	0	0	2	2	1	
Dante Powell cf	4	0	3	0	2	0	6	0	
Bret Hemphill c	3	0	0	1	2	2	9	1	
Chris Remala pr	0	0	0	0	0	0	0	0	
Sal Mancuso dh	6	0	0	0	0	4	0	0	
Adam Millan 1b	5	0	3	0	0	0	8	0	
Tony Miranda pr	0	0	0	0	0	0	0	0	
D.C. Olsen 1b	1	0	0	0	0	0	2	0	
Jeremy Giambi rf	3	1	1	1	1	0	2	0	
Jason Gill 3b/ss	1	0	1	0	0	0	0	0	
Jim Betzold ph	0	0	0	0	1	0	0	0	
Craig Skyberg 3b	2	0	0	0	0	2	0	1	
Brian King ph/lf	2	0	0	0	1	0	1	0	
Jack Jones ss	5	0	0	0	0	3	4	4	
Mike Parisi p	0	0	0	0	0	0	0	2	
Ted Silva	0	0	0	0	0	0	0	3	
Chad Rolish p	0	0	0	0	0	0	0	1	
Matt Wagner p	0	0	0	0	0	0	0	0	
Totals	40	2	11	2	9	15	36	16	15

Georgia Tech 200 000 000 001 - 3 11 2
Cal State Fullerton 100 100 000 000 - 2 11 1

E - Saier (4); Varitek (8); Silva (1). DP - Georgia Tech 2, CSF 4. 2B - Garciaparra (26); Hensley (18); Sorrow (8); Kotsay (13). HR - Garciaparra (15); Payton (20); Giambi (2). SH - Hemphill; Kotsay 2. SB - McIntyre (11); Powell (48). CS - Ferguson; Skyberg.

Georgia Tech	IP	H	R	ER	BB	SO
Brad Rigby	8.0	7	2	2	6	9
Chris Myers	4.0	4	0	0	3	6

Cal State Fullerton	IP	H	R	ER	BB	SO
Mike Parisi	7.0	6	2	2	6	4
Ted Silva	4.0	4	1	1	1	4
Chad Rolish	0.2	0	0	0	0	0
Matt Wagner	0.1	1	0	0	0	0

Win - Myers (6-3). Loss - Silva (4-4). Save - None. WP - Rigby. HP: Bob Nelson 1B: Bill Davis 2B: Dan Pedersen 3B: Dick Runchey Start: 6:36 pm Time: 3:50 Attendance: 17766

Oklahoma 13, Georgia Tech 5 June 11, 1994 at Omaha, Neb. (Rosenblatt Stadium)

Georgia Tech	AB	R	H	RBI	BB	SO	PO	A	LOB
Nomar Garciaparra ss	5	1	2	1	0	0	3	4	
Scott McIntyre 2b	5	0	0	0	0	1	3	7	
Jay Payton cf	5	0	2	0	0	1	0	0	
Jason Varitek c	3	2	2	1	2	0	4	1	
Brandon Hensley 3b/1b	4	1	1	0	0	0	1	4	
Scott Byers 1b	1	0	0	0	2	0	12	0	
Tucker Barr ph	0	0	0	0	1	0	0	0	
Jimmy Lincoln pr	0	1	0	0	0	0	0	0	
Adam Easterling lf	0	0	0	0	0	0	0	0	
Michael Sorrow dh	2	0	1	2	1	0	0	0	
Matt Barr ph	1	0	1	0	0	0	0	0	
Michael Smith lf/rf	4	0	1	1	0	0	0	0	
Matt Saier rf	3	0	0	0	0	2	1	0	
Ryan Ritter ph/3b	1	0	0	0	0	1	0	0	
All Pitchers Combined	0	0	0	0	0	0	0	2	
Totals	34	5	10	5	6	5	24	18	8

Oklahoma	AB	R	H	RBI	BB	SO	PO	A	LOB
Aric Thomas lf	5	3	3	1	0	0	2	0	
Dustin Hansen lf	0	0	0	0	0	0	0	0	
Darvin Traylor rf	4	3	3	1	1	0	1	0	
Rick Gutierrez 2b	4	1	2	3	1	0	2	3	
Damon Minor dh	4	1	1	3	0	1	0	0	
Chris Bradshaw ph	0	0	0	0	1	0	0	0	
Rich Hills ss	4	1	2	2	0	1	1	4	
Chip Glass cf	5	2	2	1	0	0	5	0	
J.J. Mariani 3b	3	0	2	2	2	0	1	1	
Ryan Minor 1b	4	1	0	0	0	1	9	1	
Mark Soto ph/1b	1	0	0	0	0	1	3	0	
Javier Flores c	5	1	1	0	0	0	2	6	
All Pitchers Combined	0	0	0	0	0	0	1	3	
Totals	39	13	16	13	5	4	27	18	8

Georgia Tech 011 002 010 - 5 10 4
Cal State Fullerton 200 504 20X - 13 16 0

E - Hensley 2(16); Saier (5); Varitek (9). DP - Georgia Tech 2, Oklahoma 1. 2B - Payton (27); Sorrow (9); Hills (28). 3B - Traylor (3). HR - Garciaparra (16); Varitek (17); D. Minor (14); Glass (6). SB - Glass (26). CS - Garciaparra; Mariani

Georgia Tech	IP	H	R	ER	BB	SO
Al Gogolin	3.1	7	7	3	3	0
Chris Myers	2.2	5	4	4	0	3
Shane McGill	1.0	4	2	2	1	0
Carlos Cason	1.0	0	0	0	1	1

2002 College World Series

2002

College World Series Team

Players

Kyle Bakker, LHP
 Brandon Boggs, OF
 Matthew Boggs, 3B
 Brian Burks, RHP
 Jordan Crews, RHP
 Chris Goodman, RHP
 Garrett Groce, IF
 Jake Hall, IF
 Cameron Lane, IF
 Victor Menocal, SS
 Matt Murton, OF
 Davis Myers, IF
 Mike Nickeas, C
 Tyler Parker, C
 Eric Patterson, 2B
 Jason Perry, 1B
 Philip Perry, RHP
 Clifton Remole, 3B
 Wes Rynders, OF
 Kyle Schmidt, RHP
 Jeremy Slayden, OF
 Drew Taylor, LHP
 Nick Wagner, RHP
 Aaron Walker, LHP
 Jeff Watchko, RHP

Coaches

Danny Hall - Head Coach
 Bobby Moranda - Associate Head Coach
 Scott Stricklin - Assistant Coach
 Jon Palmieri - Volunteer Assistant Coach

Support Staff

Steve Tamborra - Strength and Conditioning Coach
 Walter Smith - Athletic Trainer
 Sammy Crawford - Manager

With Georgia Tech's emphatic 11-5 victory over Florida Atlantic to win the NCAA Atlanta Super Regional, Kyle Bakker was looking forward to the homecoming he'd always dreamed of. A native of Omaha, Bakker returned to his hometown as part of just the second Georgia Tech team to ever advance to the College World Series. The big man didn't disappoint in his one and only hometown appearance either - shutting out South Carolina through eight innings while recording nine strikeouts to lead Georgia Tech to an 11-0 win in the Yellow Jackets' opening game of the 2002 College World Series. Victor Menocal and Matt Murton recorded four hits apiece to pace Tech's offense, and Brian Burks shut the door on the Gamecocks by recording three outs on just six pitches to end the game.

The Yellow Jackets didn't fare as well two days later, as Clemson jumped on Georgia Tech early with an eight-run explosion in the second inning. Tech would get as close as two runs in the sixth inning, but Matt Henrie held the Yellow Jackets to just one hit over the final 2.1 innings to preserve the Tigers' 9-7 win. Menocal and Jason Perry collected three hits apiece and Murton and Eric Patterson each added two hits in the game as Georgia Tech out-hit the Tigers, 14-9, and played flawless defense, but struggled to drive in runs, leaving a staggering 13 men on base.

Playing out of the loser's bracket two days later, Georgia Tech again faced the Gamecocks but couldn't produce the same results. Timely hitting by the Yellow Jackets, combined with costly errors by the Yellow Jackets, helped South Carolina stake a 9-2 lead through 7.5 innings. Tech answered with a pair of runs in the bottom of the seventh on a two-run home run by Jeremy Slayden, and the Jackets tacked on another run in the bottom of the eighth inning, but the comeback fell short as South Carolina moved on with a 9-5 win.

The 2002 season was one of the finest in school history, as the Yellow Jackets set a new school record with 52 wins while eclipsing the 50-win mark for the fourth time in the program's history. Six Yellow Jackets were selected in the 2002 MLB Draft, including Victor Menocal, who was named to the All-College World Series team after batting a blistering .563 with six runs scored in Omaha.

The Yellow Jackets also finished as a consensus top-10 team for just the third time under head coach Danny Hall, including a No. 5 final ranking by Collegiate Baseball and USA Today while Baseball America ranked Georgia Tech at No. 8.



College World Series Results

Georgia Tech 11, South Carolina 0
 Clemson 9, Georgia Tech 7
 South Carolina 9, Georgia Tech 5



GEORGIA TECH

2002 College World Series

Georgia Tech 11, South Carolina 0 June 14, 2002 at Omaha, Neb. (Rosenblatt Stadium)

Georgia Tech	AB	R	H	RBI	BB	SO	PO	A	LOB
Eric Patterson 2b	6	1	1	0	0	3	1	5	2
Victor Menocal ss	6	3	4	1	0	1	1	2	0
Davis Myers ss	0	0	0	0	0	0	0	0	0
Jeremy Slayden rf	4	1	2	1	1	1	0	0	0
Garrett Groce rf	0	0	0	0	0	0	0	0	0
Matt Murton lf	5	2	4	1	0	0	2	0	0
Tyler Parker c	4	0	0	0	0	1	8	1	4
Mike Nickeas c	0	0	0	0	0	0	0	0	0
Jason Perry 1b	3	2	2	2	2	0	10	0	0
Wes Rynders cf	4	2	2	3	0	1	4	0	0
Matthew Boggs 3b	5	0	2	2	0	0	1	0	2
Jake Hall 3b	0	0	0	0	0	0	0	1	0
Brandon Boggs dh	4	0	2	1	0	0	0	0	1
Clifton Remole ph	1	0	0	0	0	1	0	0	0
Kyle Bakker p	0	0	0	0	0	0	0	0	0
Brian Burks p	0	0	0	0	0	0	0	0	0
Totals	42	11	19	11	3	8	27	9	9

South Carolina	AB	R	H	RBI	BB	SO	PO	A	LOB
Drew Meyer ss	4	0	0	0	0	2	4	1	1
Steve Thomas rf	4	0	1	0	0	0	0	1	1
Yaron Peters 1b	4	0	2	0	0	0	6	0	0
Brian Buscher 3b	4	0	1	0	0	0	2	1	0
Garris Gonce lf	3	0	0	0	0	3	0	0	3
Trey Dyson dh	4	0	1	0	0	1	0	0	1
Kevin Melillo 2b	4	0	1	0	0	0	2	2	1
Landon Powell c	3	0	0	0	0	2	7	3	0
Jared Greenwood ph	1	0	0	0	0	0	0	0	0
Jon Coultrange cf	1	0	0	0	1	1	5	0	1
Demetric Smith ph	1	0	0	0	0	0	0	0	0
Tim Seaton cf	0	0	0	0	0	0	0	0	0
Gary Bell p	0	0	0	0	0	0	0	1	0
Aaron Rawl p	0	0	0	0	0	0	0	0	0
Steven Bondurant p	0	0	0	0	0	0	0	0	0
Rocky Evans p	0	0	0	0	0	0	1	0	0
Cliff Donald p	0	0	0	0	0	0	0	0	0
Totals	33	0	6	0	1	9	27	9	8

Georgia Tech 200 150 120 - 11 19 0
South Carolina 000 000 000 - 0 6 2

E - Melillo, K(10); Bell, G(5). 2B - Murton, M. 2(14); Rynders, W(10); Boggs, B(17); Melillo, K(11). 3B - Menocal, V(2). HR - Rynders, W(3). HBP - Parker, T.; Gonce, G. SH - Rynders, W(4). CS - Slayden, J(1)

Georgia Tech	IP	H	R	ER	BB	SO	NP
Kyle Bakker	8.0	6	0	0	1	9	98
Brian Burks	1.0	0	0	0	0	0	6

South Carolina	IP	H	R	ER	BB	SO	NP
Gary Bell	4.0	9	5	5	2	2	90
Aaron Rawl	0.1	2	3	3	1	1	12
Steven Bondurant	2.2	5	1	1	0	0	39
Rocky Evans	1.0	3	2	2	0	2	30
Cliff Donald	1.0	0	0	0	0	3	12

Win - Bakker, K. (13-2). Loss - Bell, G. (10-3). Save - None. WP - Bakker, K(3). HBP - by Bakker, K. (Gonce, G); by Evans, R. (Parker, T.). PB - Powell, L(7). Inherited runners/scored: Rawl, A. 2/2; Bondurant, S. 2/2. Umpires - HP: Perry Costello. 1B: Nick Zibelli. 2B: A.J. Lostaglio. 3B: Jim Garman. Start: 1:10 pm. Time: 2:45. Attendance: 24711

Clemson 9, Georgia Tech 7 June 16, 2002 at Omaha, Neb. (Rosenblatt Stadium)

Clemson	AB	R	H	RBI	BB	SO	PO	A	LOB
Zane Green dh	5	0	1	0	0	1	0	0	0
Khalil Greene ss	4	1	0	0	1	0	3	4	0
Jeff Baker 3b	5	1	1	3	0	3	0	3	0
Michael Johnson 1b	3	3	3	2	1	0	6	1	0
Roberto Valiente lf	3	1	2	1	0	1	1	0	1
L.J. DeMaino ph/lf	1	0	0	0	0	0	1	0	0
Jarrod Schmidt rf	3	0	0	0	0	2	2	0	0
Kyle Frank cf	4	1	1	1	0	0	3	0	2
Steve Pyzik c	3	1	0	0	1	0	8	0	0
David Slevin 2b	4	1	1	2	0	1	2	2	0
Tyler Lumsden p	0	0	0	0	0	0	0	0	0
Jeff Hahn p	0	0	0	0	0	0	0	0	0
Matt Henrie p	0	0	0	0	0	0	1	1	0
Totals	35	9	9	9	3	8	27	11	3

Georgia Tech	AB	R	H	RBI	BB	SO	PO	A	LOB
Eric Patterson 2b	4	1	2	1	1	0	1	0	0
Victor Menocal ss	5	1	3	1	1	0	3	1	1
Jeremy Slayden rf	3	0	0	0	1	2	3	1	5
Matt Murton lf	5	1	2	0	0	1	5	0	2
Tyler Parker c	5	1	1	0	0	0	8	0	2
Jason Perry 1b	4	2	3	2	1	0	5	0	0
Wes Rynders cf	5	1	1	0	0	0	1	0	3
Matthew Boggs 3b	5	0	1	0	0	2	1	2	0
Brandon Boggs dh	3	0	1	0	1	2	0	0	0
Clifton Remole ph	1	0	0	0	0	0	0	0	0
Garrett Groce pr	0	0	0	0	0	0	0	0	0
Chris Goodman p	0	0	0	0	0	0	0	0	0
Aaron Walker p	0	0	0	0	0	0	0	0	0
Philip Perry p	0	0	0	0	0	0	0	0	0
Jeff Watchko p	0	0	0	0	0	0	0	0	0
Totals	40	7	14	4	5	7	27	4	13

Clemson 080 000 100 - 9 9 1
Georgia Tech 023 001 100 - 7 14 0

E - Baker (13). DP - Clemson 2. 2B - Baker (12); Johnson 2(19); Valiente (7); Murton, M. 2(16). HR - Johnson; Perry, J(12). HBP - Schmidt; Patterson, E; Slayden, J. SB - Patterson, E 2 (41); Rynders, W(11).

Clemson	IP	H	R	ER	BB	SO	NP
Tyler Lumsden	3.0	8	5	3	2	4	80
Jeff Hahn	3.2	5	2	2	3	3	62
Matt Henrie	2.1	1	0	0	0	0	25

Georgia Tech	IP	H	R	ER	BB	SO	NP
Chris Goodman	1.2	5	7	7	2	2	53
Aaron Walker	0.0	2	1	1	0	0	6
Philip Perry	6.1	2	1	1	1	6	88
Jeff Watchko	1.0	0	0	0	0	0	8

Win - Hahn (3-0). Loss - Goodman, C. (8-2). Save - Henrie (1). WP - Henrie (6); Walker, A(3). HBP - by Lumsden (Patterson, E); by Lumsden (Slayden, J.); by Perry, P. (Schmidt). BK - Hahn (2). Inherited runners/scored: Henrie 2/0; Walker, A. 1/1; Perry, P. 1/0. Umpires - HP: Jim Garman. 1B: John Magnusson. 2B: Nick Zibelli. 3B: A.J. Lostaglio. Start: 4:50 pm. Time: 3:00. Attendance: 25581

South Carolina 9, Georgia Tech 5 June 18, 2002 at Omaha, Neb. (Rosenblatt Stadium)

South Carolina	AB	R	H	RBI	BB	SO	PO	A	LOB
Drew Meyer ss	5	3	2	2	0	1	3	5	0
Justin Harris cf/2b	4	1	2	2	0	0	3	2	0
Yaron Peters 1b	3	0	0	0	2	2	11	0	0
Steve Thomas rf	4	1	1	1	0	1	4	0	3
Jon Coultrange cf	1	0	0	0	0	0	0	0	0
Brian Buscher 3b	4	1	1	0	1	2	0	3	2
Garris Gonce lf	4	0	0	0	1	1	2	0	0
Trey Dyson dh	3	1	1	0	1	1	0	0	0
Tim Seaton pr/rf	1	1	0	0	0	1	0	0	1
Landon Powell c	4	0	1	2	0	0	2	0	1
Kevin Melillo 2b	4	1	0	0	0	1	2	2	0
Aaron Rawl p	0	0	0	0	0	0	0	0	0
Totals	37	9	8	7	5	10	27	12	7

Georgia Tech	AB	R	H	RBI	BB	SO	PO	A	LOB
Eric Patterson 2b	5	0	1	0	0	0	4	1	2
Victor Menocal ss	5	2	2	0	0	0	2	3	0
Jeremy Slayden rf	5	1	3	2	0	1	3	0	1
Matt Murton lf	3	1	0	1	0	0	1	0	0
Jason Perry 1b	4	0	1	0	0	0	4	0	1
Tyler Parker c	4	0	1	0	0	1	10	1	0
Matthew Boggs 3b	4	0	2	1	0	0	0	0	1
Wes Rynders cf	4	1	2	0	0	0	3	0	2
Clifton Remole dh	3	0	1	0	0	0	0	0	0
Garrett Groce pr	0	0	0	0	0	0	0	0	0
Brandon Boggs ph	1	0	1	0	0	0	0	0	0
Brian Burks p	0	0	0	0	0	0	0	0	0
Jeff Watchko p	0	0	0	0	0	0	0	0	0
Kyle Schmidt p	0	0	0	0	0	0	0	0	0
Totals	38	5	14	4	0	2	27	5	7


South Carolina 001 400 130 - 9 8 1
Georgia Tech 100 100 021 - 5 14 2

E - Buscher, B(12); Perry, J(5); Boggs, M(23). DP - S. Carolina 3. 2B - Harris, J(17); Dyson, T(14); Parker, T. (19). HR - Harris, J(5); Thomas, S(12); Slayden, J(18). HBP - Harris, J. SF - Murton, M(3). SB - Meyer, D(38); Seaton, T(3); Melillo, K(4).

South Carolina	IP	H	R	ER	BB	SO	NP
Aaron Rawl	9.0	14	5	4	0	2	117

Georgia Tech	IP	H	R	ER	BB	SO	NP
Brian Burks	3.2	5	5	3	2	4	62
Jeff Watchko	4.1	3	4	4	2	5	69
Kyle Schmidt	1.0	0	0	0	1	1	14

Win - Rawl, A. (7-1). Loss - Burks, B. (10-7). Save - None. WP - Rawl, A. (5); Burks, B(7). HBP - by Burks, B. (HARRIS, J.). PB - Parker, T(7). Inherited runners/scored: Watchko, J. 2/0. Pitches/strikes: Rawl, A. 117/85; Burks, B. 62/34; Watchko, J. 69/44; Schmidt, K. 14/7. Umpires - HP: Nick Zibelli. 1B: Kevin Dougherty. 2B: A.J. Lostaglio. 3B: John Magnusson. Start: 1:09 pm. Time: 2:41. Attendance: 23807



2006 College World Series

2006 College World Series Team

Players

Steven Blackwood, OF
Wally Crancer, OF
David Duncan, LHP
Brad Feltes, 3B
Michael Fisher, SS
John Goodman, RHP
Jason Haniger, C
Andy Hawranick, C
Chris Hicks, RHP
Wes Hodges, 3B
Chris House, OF
Michael Hutts, LHP
Jared Hyatt, RHP
Lee Hyde, LHP
Jeff Kindel, OF
Tim Ladd, LHP
Luke Murton, OF
Whit Robbins, 1B
Brad Rulon, RHP
Nick Scherer, C
Ryan Tinkoff, 2B
Mike Trapani, 2B
Ryan Turner, LHP
Matt Wieters, C/RHP
Blake Wood, RHP

Coaches

Danny Hall - Head Coach
Bobby Moranda - Associate Head Coach
Josh Holliday - Assistant Coach
Bryan Prince - Volunteer Assistant Coach

Support Staff

Tom Kinkelaar - Director of Operations
Steve Tamborra - Strength and Conditioning Coach
Walter Smith - Athletic Trainer
Josh Smith - Manager
Harry Woodworth - Manager

The 2006 season marked Georgia Tech's third trip to Omaha under head coach Danny Hall, and the Yellow Jackets drew an opening-round matchup against a familiar foe, Atlantic Coast Conference champion Clemson. The Yellow Jackets and Tigers were just two of a league-record four ACC teams taking part in the 2006 College World Series, joining Miami and North Carolina in Omaha.

The Yellow Jackets jumped on the Tigers early, scoring three runs in the top of the first inning. Wally Crancer doubled to reach base with one out and scored on a run-scoring single from Matt Wieters. A two-run home run by pitcher-turned-outfielder Jeff Kindel quickly made the score 3-0 in Tech's favor. Meanwhile, junior left-hander Lee Hyde kept Clemson's batters off balance all afternoon, holding the Tigers scoreless through seven innings, but the league champions mounted a comeback in the eighth inning. Clemson scored eight runs in the frame and held on to take the 8-4 win in the opener.


Dropped into the CWS loser's bracket, the Yellow Jackets found themselves matched up against Cal State Fullerton in the tournament's first elimination game on Sunday, June 18. Tech again scored three runs in the first inning, with RBI singles from Kindel and Wes Hodges and a sacrifice fly from Whit Robbins. Blake Wood cruised through the first three innings before yielding runs in both the fourth and fifth. The Titans would take the lead with back-to-back run-scoring hits in the fifth inning to chase Wood, but the Jackets answered with a solo home run from Wieters in the sixth inning to tie the game. The score remained tied until the top of the ninth, when Cal State Fullerton scored two runs on an infield single.

Despite the 0-2 record in Omaha in 2006, the season was special for several reasons. The Yellow Jackets eclipsed the 50-win mark for just the fifth time in history, and fourth under Hall. Tech led the league in runs (8.7 pg), doubles, home runs, RBI, slugging percentage and walks, while seven Yellow Jackets were selected in 2006 MLB Draft, led by second round selection Wes Hodges.

Tech turned in a consensus top-10 season, according to the final national college baseball rankings. Baseball America and USA Today listed the Yellow Jackets' at No. 7, while Collegiate Baseball had Georgia Tech ranked No. 8.

College World Series Results

Clemson 8, Georgia Tech 4
Cal State Fullerton 7, Georgia Tech 5



2006 College World Series

Clemson 8, Georgia Tech 4 June 16, 2006 at Omaha, Neb. (Rosenblatt Stadium)

Georgia Tech	AB	R	H	RBI	BB	SO	PO	A	LOB
Steven Blackwood cf	4	1	0	0	1	3	1	0	0
Wally Crancer rf	5	1	3	0	0	0	0	0	0
Matt Wieters c	3	1	1	1	0	0	7	0	0
Jeff Kindel lf	4	1	2	2	0	0	4	0	3
Whit Robbins 3b	4	0	0	0	0	1	0	0	1
Luke Murton 1b	4	0	2	0	0	0	8	0	0
Wes Hodges dh	3	0	0	0	1	1	0	0	1
Nick Scherer pr	0	0	0	0	0	0	0	0	0
Mike Trapani 2b	3	0	0	0	1	0	3	4	1
Michael Fisher ss	3	0	0	0	0	0	1	4	1
Lee Hyde p	0	0	0	0	0	0	0	2	0
Brad Rulon p	0	0	0	0	0	0	0	0	0
Ryan Turner p	0	0	0	0	0	0	0	0	0
Jared Hyatt p	0	0	0	0	0	0	0	0	0
Tim Ladd p	0	0	0	0	0	0	0	0	0
Totals	33	4	8	3	3	5	24	10	7

Clemson	AB	R	H	RBI	BB	SO	PO	A	LOB
Herman Demmink dh	3	1	0	0	1	0	0	0	0
John Ingram ph	1	0	1	1	0	0	0	0	0
Brad Chalk cf	4	1	1	0	1	1	0	0	0
Marquez Smith 3b	3	1	1	2	2	1	0	1	0
Tyler Colvin lf	5	1	2	0	0	1	3	0	3
Taylor Harbin 2b	3	1	0	0	1	2	1	4	2
Andy D'Alessio 1b	3	1	2	3	1	0	13	0	0
Stan Widmann ss	3	0	0	0	1	0	3	3	0
D.J. Mitchell rf	4	1	1	0	0	0	2	0	1
Adrian Casanova c	4	1	1	1	0	2	5	0	2
Sean Clark p	0	0	0	0	0	0	0	1	0
Ryan Hinson p	0	0	0	0	0	0	0	0	0
Daniel Moskos p	0	0	0	0	0	0	0	0	0
Totals	33	8	9	7	7	7	27	9	8

Georgia Tech 300 000 100 - 4 8 1
Clemson 000 000 08X - 8 9 0

E - Turner, R. (3). DP - Clemson 2. 2B - Crancer, W. 2 (11); M. Smith (19); Mitchell (3). HR - Kindel, J. (14); D'Alessio (23). HBP - Wieters, M.; Fisher, M. SB - Ingram (1); M. Smith (5).

Georgia Tech	IP	H	R	ER	BB	SO	AB	BF	NP
Lee Hyde	7.0	3	2	2	5	6	24	29	103
Brad Rulon	0.0	1	1	0	0	0	1	1	5
Ryan Turner	0.0	2	3	3	1	0	2	3	18
Jared Hyatt	0.1	2	2	2	0	0	3	3	13
Tim Ladd	0.2	1	0	0	1	1	3	4	23

Clemson	IP	H	R	ER	BB	SO	AB	BF	NP
Sean Clark	6.0	7	4	4	2	3	25	29	94
Ryan Hinson	2.0	1	0	0	1	1	5	6	22
Daniel Moskos	1.0	0	0	0	0	1	3	3	10

Win - Hinson (4-0). Loss - Turner, R. (4-4). Save - None. WP - Ladd, T.(2). HBP - by Clark (Fisher, M.); by Clark (Wieters, M.). PB - Wieters, M.(2). Inherited runners/scored: Rulon, B. 2/2; Turner, R. 1/1; Ladd, T. 1/1; Hinson 2/1. Umpires - HP: Randy Bruns 1B: John Kleis 2B: Paul Guillie 3B: Tony Maners Start: 1:08 pm Time: 2:44 Attendance: 16045

Cal State Fullerton 7, Georgia Tech 5 June 18, 2006 at Omaha, Neb. (Rosenblatt Stadium)

Cal State Fullerton	AB	R	H	RBI	BB	SO	PO	A	LOB
Justin Turner 2b	5	0	1	1	0	2	3	4	1
Blake Davis ss	5	2	2	0	0	1	3	1	2
Brett Pill 1b	5	1	2	0	0	2	7	1	0
Danny Dorn lf	4	2	1	0	1	1	3	0	0
David Cooper dh	4	0	1	0	0	2	0	0	0
Joe Turgeon pr	0	0	0	0	0	0	0	0	0
Cory Vanderhook ph	1	0	1	2	0	0	0	0	0
Brandon Tripp rf/cf	5	1	3	2	0	1	4	0	0
Clark Hardman cf	3	0	1	1	0	0	2	0	0
Matthew Fahey ph	0	0	0	0	1	0	0	0	0
Jared Clark rf	1	0	0	0	0	0	0	0	2
Evan McArthur 3b	4	1	1	0	0	0	1	0	2
John Curtis c	4	0	2	0	0	1	4	1	2
Dustin Miller p	0	0	0	0	0	0	0	0	0
John Estes p	0	0	0	0	0	0	0	0	0
Adam Jorgenson p	0	0	0	0	0	0	0	1	0
Ryan Paul p	0	0	0	0	0	0	0	1	0
Totals	41	7	15	6	2	10	27	9	9

Georgia Tech	AB	R	H	RBI	BB	SO	PO	A	LOB
Steven Blackwood cf	4	0	0	0	0	2	1	0	3
Wally Crancer rf	4	1	0	0	1	0	1	0	1
Matt Wieters c/p	5	2	2	1	0	1	9	0	1
Jeff Kindel lf	3	2	1	1	2	1	2	0	0
Whit Robbins 3b	3	0	0	1	0	0	3	0	0
Luke Murton 1b	3	0	2	0	1	0	7	0	1
Wes Hodges dh	4	0	1	1	0	0	0	0	1
Andy Hawranick c	0	0	0	0	0	0	1	0	0
Mike Trapani 2b	4	0	2	0	0	1	2	2	3
Michael Fisher ss	3	0	1	0	0	0	1	7	0
Blake Wood p	0	0	0	0	0	0	0	1	0
Tim Ladd p	0	0	0	0	0	0	0	0	0
Brad Rulon p	0	0	0	0	0	0	0	0	0
Totals	33	5	9	4	4	5	27	10	10

Cal State Fullerton 000 112 003 - 7 15 1
Georgia Tech 301 000 100 - 5 9 0

E - Pill(7). DP - CSF 1; Georgia Tech 1. 2B - Pill (20); Trapani, M. (12). 3B - Tripp (6). HR - Wieters, M. (15). HBP - Robbins, W.; Murton, L. SH - Blackwood, S (2); Fisher, M. (9). SF - Robbins, W.(4).

Cal State Fullerton	IP	H	R	ER	BB	SO	AB	BF	NP
Dustin Miller	6.0	7	5	4	4	4	24	31	115
John Estes	0.1	1	0	0	0	0	2	2	7
Adam Jorgenson	1.0	1	0	0	0	0	2	3	6
Ryan Paul	1.2	0	0	0	0	1	5	6	26

Georgia Tech	IP	H	R	ER	BB	SO	AB	BF	NP
Blake Wood	5.2	10	4	4	0	5	26	26	97
Tim Ladd	0.1	0	0	0	0	1	1	1	6
Brad Rulon	1.2	1	0	0	0	3	6	6	26
Matt Wieters	1.1	4	3	3	2	1	8	10	38

Win - Paul (3-1). Loss - Wieters, M. (1-3). Save - None. WP - Miller (2). HBP - by Miller (Murton, L.); by Paul (Robbins, W.). BK - Rulon, B.(1). Inherited runners/scored: Estes 1/0; Jorgenson 2/0; Paul 1/0; Ladd, T. 2/0; Wieters, M. 1/0. Pitches/strikes: Miller 115/72; Estes 7/5; Jorgenson 6/6; Paul 26/17; Wood, B. 97/62; Ladd, T. 6/3; Rulon, B. 26/16; Wieters, M. 38/22. Umpires - HP: Paul Guillie 1B: Tony Maners 2B: Randy Bruns 3B: John Kleis Start: 1:08 pm Time: 3:41 Attendance: 18974

Georgia Tech's Major Leaguers

By the Numbers

Listed here are 59 major league baseball players whose enrollment at Georgia Tech is documented by records in the Tech alumni and registrar's offices. Not all of them actually played baseball at Tech, and a few were enrolled for no more than one quarter or one semester. This list was compiled with the help of Tech alumnus Richard Musterer and the Society for American Baseball Research. For more information and career major league statistics on these men, consult the Baseball Encyclopedia.

Total Number of Major Leaguers.....	59
Total in the Majors in 2010.....	12
Total that played for head coach Danny Hall.....	19

Player.....At Tech.....In Majors

Jason Varitek.....	1991-94.....	1997-2010
Nomar Garciaparra.....	1992-94.....	1996-2009
Jay Payton.....	1992-94.....	1998-2008, '10
Brad Rigby.....	1992-94.....	1997-2000
David Elder.....	1995-97.....	2002-03
Kris Wilson.....	1995-97.....	2000-03, '06
Marlon Byrd.....	1996.....	2002-10
Cory Vance.....	1998-2000.....	2002-03
Kevin Cameron.....	1999-2001.....	2007-09
Mark Teixeira.....	1999-2001.....	2003-10
Jason Perry.....	2000-02.....	2008
Matt Murton.....	2001-03.....	2005-09
Brandon Boggs.....	2002-04.....	2008-10
Eric Patterson.....	2002-04.....	2007-10
Micah Owings.....	2003-04.....	2007-10
Tyler Greene.....	2003-05.....	2009-10
Matt Wieters.....	2005-07.....	2009-10
Mike Nickeas.....	2002-04.....	2010
Blake Wood.....	2004-06.....	2010

Horace Allen, Brooklyn-N (1919) - Played in four games.

Tom Angley, Chicago-N (1929) - Batted .250 in five games.

Red Barron, Boston-N (1929) - Batted .190 in 10 games in only major league season.

Mike Bell, Atlanta-N (1990-91) - Played 53 games for the Braves, batting an even .200.

Charlie Bishop, Philadelphia-A (1952-54), Kansas City-A (1955) - Had a 10-22 record and a 5.33 ERA in four seasons. Pitched in 69 games, making 37 starts.

Bud Blemker, Kansas City-A (1960) - Lettered in baseball and basketball at Tech. Pitched in one game in 1960 (1 2/3 innings).

Brandon Boggs, Texas-A (2008-09) - Made his MLB debut April 29, 2008, and played in 101 games in his first season.

Frank Bolick, Montreal-N (1993), Anaheim-A (1998) - Earned spot on roster splitting time between third base and first base for Montreal, picked up by Anaheim in 1997. Played the 1999 season for Chiba Lotte in Japan.

Jung Bong, Atlanta-N (2002-03), Cincinnati-N (2004) - Pitched in 44 games as a Brave in 2003.

Darren Bragg, Seattle-A (1994-95), Boston-A (1996-99), St. Louis-N (1999), Colorado-N (2000), New York-N (2001), New York-A (2001), Atlanta-N (2002-03), San Diego-N (2004), Cincinnati-N (2004) - Made his debut with Seattle during May and June of 1994. Traded to Boston in mid-1996, becoming regular starter in the outfield. Traded to St. Louis in mid-1999, hit .260, then released. Signed with Colorado in 2000, hit .221, then released. Played with the New York Mets and New York Yankees in 2001. Signed with the Atlanta Braves in 2002, and appeared in 213 games over two seasons. Played with San Diego and Cincinnati in 2004. Now a minor league coach.

Kevin Brown, Texas-A (1986-94), Baltimore-A (1995), Florida-N (1996-97), San Diego-N (1998), Los Angeles-N (1999-2003), New York-A (2004-05) - Pitched in the World Series twice, in 1997 with the world champion Florida Marlins and in 1998 with San Diego. No. 7 pick of first round in 1986, first full season in majors was 1989. Tied for the American League lead in victories in 1992 with a 21-11 record. Signed with Baltimore as a free agent in 1995, with the Marlins in 1996, San Diego in 1998 and Los Angeles for 1999. Traded to New York prior to the 2004 season. Led NL in ERA in 1996 while winning 17 games. Pitched his first no-hitter vs. San Francisco at 3-Com Park in 1997. Was an All-Star selection in both leagues.

Marlon Byrd, Philadelphia-N (2002-05), Washington-N (2005-06), Texas-A (2007-09), Chicago-N (2010) - Made debut in 2002 with Philadelphia, and played in 10 games. Finished fifth in the 2003 NL Rookie of the Year voting. Traded to Washington in 2005, playing two seasons for the Nationals. Spent 2007 -2009 with the Rangers, playing in 377 games in the last three seasons. Had a career season in 2009 hitting 20 home runs while collecting 89 RBI. Traded to Chicago Cubs prior to 2010 season. Batted .293 with 12 HR and 66 RBI, and played in the MLB All-Star game.

Bill Calhoun, Boston-N (1913) - Played in six games, getting one hit in 13 official at-bats.

Kevin Cameron, San Diego-N (2007-08), Oakland-N (2009) - Made debut in early 2007 and began his Major League career by throwing 17.1 consecutive scoreless innings. Went 2-0 with a 2.79 ERA in 48 relief appearances his rookie season. Picked up by Oakland in 2009. Made 11 appearances out of the bullpen, striking out 15 batters in 18.1 IP with a 3.44 ERA.

Lew Carpenter, Washington-A (1943) - Made four relief appearances with no record and a 0.00 ERA.

Bruce Chen, Atlanta-N (1998-2000), Philadelphia-N (2000-01), New York-N (2001-02), Montreal-N (2002), Cincinnati-N (2002), Houston-N (2003), Boston-A (2003), Baltimore-A (2005-06), Texas-A (2007), Kansas City-A (2010) - A Tech student in the off-season, Chen spent parts of three seasons with the Braves, before being traded to the Phillies in 2000. Traded to the Mets in 2001. Traded to the Expos and then to the Reds in 2002. Spent 2003 with Boston and Houston before joining the Orioles in 2004. Picked up by Texas in 2007. Signed by Kansas City in 2009. On Aug. 6, Chen won his first major league game since 2005. Key starter in the Royals rotation in 2010, going 12-7 with a 4.17 ERA in 23 starts.

Doug Creek, St. Louis-N (1995), San Francisco-N (1996-97), Chicago-N (1999), Tampa Bay-A (2000-02), Seattle-A (2002), Toronto (2003), Detroit-A (2005) - Called up in September of 1995 and pitched in middle relief. Traded to San

Francisco prior to 1996 season. Traded to White Sox after 1997 season, then played 1998 season in Japan (Hanshin Tigers). Pitched in 140 games with Tampa Bay before being traded to Seattle in 2002. Played with Toronto in 2003. Injured in 2004. Signed with Detroit in 2005.

Ed Crowley, Washington-A (1928) - Played in two games and had one big-league at-bat.

Claud Derrick, Philadelphia-A (1910-12), New York-A (1913), Cincinnati-N/Chicago-N (1914) - Played at Tech one year (1907); career .242 hitter as a utility infielder.

Todd Dunn, Milwaukee-A (1997) - A football player at Tech for one year, batted .229 in 44 games for the Brewers.

David Elder, Cleveland-A (2002-03) - Made debut in 2002, posting a 3.13 ERA in 15 relief appearances.

Nomar Garciaparra, Boston-A (1996-2004), Chicago-N (2004-05), Los Angeles-N (2006-08), Oakland-A (2009) - Called up in September of 1996. Installed as the Red Sox starting shortstop in 1997, earned a spot on the American League All-Star team and was voted AL Rookie of the Year. Hit cleanup for the Red Sox in 1998 with 35 HR and 122 RBI. American League batting champion in both 1999 (.357) and 2000 (.372). All Star in 2000. Traded to Chicago during the 2004 season and signed by Los Angeles in 2006. All Star as a first baseman in 2006 and moved to third base for the Dodgers in 2007. Played 55 games for the Dodgers in 2008, 31 at SS. Signed for one year by Oakland in 2009, playing in 65 games while batting .281. Signed a one-game deal with the Red Sox in 2010, retiring the same day.

Tyler Green, St. Louis-N (2009-10) - Called up by the Cardinals on April 30, 2009. Hit .222 with two home runs and seven RBI in 48 games for St. Louis. Had 23 hits in 44 games with the Cardinals in 2010.

Jim Hearn, St. Louis-N (1947-50), New York-N (1950-56), Philadelphia-N (1957-59) - Posted 109-89 record and a 3.81 ERA in 13 seasons. Led NL in ERA (2.49) and shutouts (5) in 1950. Won game three of 1951 World Series, pitching 8 2/3 innings. Had 63 complete games in his career.

Weldon Henley, Philadelphia-A (1903-05), Brooklyn-N (1907) - Had 32-43 record and a 2.94 ERA in four seasons. Pitched no-hitter vs. St. Louis on July 22, 1905. Had 61 complete games in 81 career starts.

Riccardo Ingram, Detroit-A (1994), Minnesota-A (1995) - After six seasons in the minors, received call from Detroit in July and August of 1994. Minnesota acquired him in the off-season; Ingram made Twins debut July 19, 1995. Now a minor league coach.

Michael Jerzembeck, New York-A (1998) - September call-up by the Yankees. Surrendered HR to Jason Varitek in his first start. On disabled list in 1999.

Final 2010 Major League Statistics

Batters.....	BA	SLG	G	AB	R	H	2B	3B	HR	RBI	BB	SO	SB
Brandon Boggs.....	.000	.000	4	7	0	0	0	0	0	0	1	4	0
Marlon Byrd.....	.293	.429	152	580	84	170	39	2	12	66	31	98	5
Tyler Greene.....	.221	.327	44	104	14	23	3	1	2	10	13	24	2
Mike Nickeas.....	.200	.200	5	10	0	2	0	0	0	0	0	5	0
Micah Owings.....	.214	.429	25	14	2	3	0	0	1	3	0	6	0
Eric Patterson.....	.214	.406	90	187	26	40	8	5	6	16	14	62	11
Mark Teixeira.....	.256	.481	158	601	113	154	36	0	33	108	93	122	0
Jason Varitek.....	.232	.473	39	112	18	26	6	0	7	16	10	35	0
Matt Wieters.....	.249	.377	130	446	37	111	22	1	11	55	47	94	0
Pitchers	W-L	ERA	G-GS	SV	IP	H	R	ER	HR	BB	SO		
Bruce Chen.....	12-7	4.17	33-23	1	140.1	136	68	65	17	57	98		
Micah Owings.....	3-2	5.40	22-0	0	33.1	28	20	20	3	25	35		
Blake Wood.....	1-3	5.07	51-0	0	49.2	54	29	28	6	22	31		

Georgia Tech's Major Leaguers

Dick Jones, Washington-A (1926-27) - Pitched in six games and posted a 2-1 record with a 6.66 ERA.

Scott Jordan, Cleveland-A (1988) - A September call-up by the Indians in 1988, he was traded to the Astros and played most of the 1989 season at class AA Columbus.

Ed Lafitte, Detroit-A (1909-12), Brooklyn-F (1914-15), Buffalo-F (1915) - Had 35-36 career record and 3.34 ERA in five seasons. Completed 47 of his 75 career starts. Pitched no-hitter against Kansas City on September 19, 1914. Also batted .220 in his career.

Russ Lyon, Cleveland-A (1944) - Played in seven games and had two hits in 11 official at-bats.

Marty Marion, St. Louis-N (1940-1950), St. Louis-A (1952-53) - Batted .263 in 13-year major league career, and had a .231 average in 23 World Series games. Played 1,555 of his 1,572 big-league games at shortstop. Also managed from 1951-56.

Erskine Mayer, Philadelphia-N (1912-18), Pittsburgh-N (1918-19), Chicago-A (1919) - Posted 91-70 career record and a 2.96 ERA in eight seasons. Started two games in 1915 World Series, one a complete-game loss. Pitched the ninth inning of game five of 1919 Series for the infamous Chicago "Black Sox," his final major league appearance.

Sam Mayer, Washington-A (1915) - Hit .241 in 11 games for the Nationals

Tom McMillan, Brooklyn-N (1908-10), Cincinnati-N (1910), New York-A (1912) - Batted .209 in four seasons, stole 45 bases in 297 games.

Scrappy Moore, St. Louis-A (1917) - Played in four games

Matt Murton, Chicago-N (2005-08), Oakland-A (2008), Colorado-N (2009) - Made debut with the Cubs in 2005 and hit .321 in 51 games. Started 122 games in 2006. Played in 94 games for the Cubs in 2007 and 19 in 2008 before being traded to Oakland. Traded to Rockies on Feb. 4, 2009 where he played in 29 games.

David Newhan, San Diego (1999-2000), Philadelphia-N (2000-01), Baltimore-A (2004-06), New York-N (2007), Houston-N (2008) - Made debut with Padres in 1999; signed by Philadelphia midway through 2000 season. Signed by Baltimore in 2004. Played in 56 games for the Mets in 2007. Signed by the Astros in 2008 and played in 64 games in Houston.

Mike Niekas, New York-N (2010) - Called-up by the Mets on September 4, 2010. Played in five games and had two hits in 10 at-bats.

Micah Owings, Arizona-N (2007-08), Cincinnati-N (2008-10) - Made 27 starts in his rookie season, going 8-8 in 152.2 innings of work. Played in 35 games for the Diamondbacks in 2008 before being traded to Cincinnati midseason. Started 19 games for the Reds in 2009 posting a 7-12 record with a 5.34 ERA.

Joe Palmisano, Philadelphia-A (1931) - Batted .227 in 19 games.

Eric Patterson, Chicago-N (2007-08), Oakland-A (2008-10), Boston-A (2010) - Called up from Triple-A by the Cubs multiple times in 2008, playing in 13 games, before being traded to Oakland midseason. Hit .287 with a home run and 11 RBI in 39 games in 2009. Traded to Boston after 45 games with Oakland in 2010. Batted .226 with six homers and 16 RBI in 45 games with the Red Sox.

Jay Payton, New York-N (1998-2002), Colorado-N (2002-03), San Diego-N (2004), Boston-A (2005), Oakland-A (2005-06), Baltimore-A (2007-08) - September call-up by the Mets twice. Became everyday starter in center field in 2000 and played in World Series. Traded to Colorado in July,

2002, and hit .335 in 47 games. Signed by San Diego in 2004. Signed by Boston in 2005, and traded to Oakland during the season. Started 116 games for the Orioles in 2007 and played in 127 games in 2008.

Jason Perry, Atlanta-N (2008) - Called up July 4, 2008, and played in four games for the Braves.

Marc Pisciotta, Chicago-N (1997-99), Kansas City (1999) - Called up in June, 1997, and earned a win in his first relief appearance.

Jim Poole, Los Angeles-N (1990), Texas-A (1991), Baltimore-A (1991-94), Cleveland-A (1995), San Francisco-N (1996-98), Cleveland-A (1998-99), Philadelphia-A (1999), Detroit-A (2000), Montreal-N (2000) - Struck out Tony Gwynn in 1990 debut with LA. Waived by Baltimore following 1994 season, signed with Cleveland, pitching for Indians in 1995 and part of 1996 before being traded to San Francisco. Giants waived him in 1998, picked up by Cleveland to finish season. Pitched for Philadelphia in 1999, and played with Detroit and Montreal in 2000. Allowed a David Justice home run in game 6 of 1995 the World Series with the Indians.

Del Pratt, St. Louis-A (1912-17), New York-A (1918-20), Boston-A (1921-22), Detroit-A (1923-24) - Second baseman who batted .292 with 966 RBI in 13 major league seasons. Hit .302 in his rookie year and finished his career with five consecutive .300 seasons, including a career-best .324 with Boston in 1921. Never played in fewer than 101 games in any season.

Bobby Reeves, Washington-A (1926-28), Boston-A (1929-31) - Batted .252 in 502 games, career-high 66 runs scored in 1929. Pitched in one game in 1931.

Brad Rigby, Oakland-A (1997-99), Kansas City-A (1999-2000), Montreal-N (2000) - Called up from Edmonton to make his major league debut June 28 vs. Texas, posting a 1-7 record and a 4.87 ERA. Traded to Kansas City mid-season 1999, went 4-6 overall. Traded to Montreal mid-season 2000, and appeared in 10 games overall.

Bill Strickland, St. Louis-A (1937) - Pitched in nine games (21 1/3 innings) with no record and a 5.91 ERA.

Mark Teixeira, Texas-A (2003-07), Atlanta-N (2007-08), Los Angeles-A (2008), New York-A (2009-10) - Made Major League debut in 2003, and finished fourth in the AL Rookie of the Year voting. Won Silver Slugger award as American League's top offensive first baseman in 2004 and 2005. Earned American League Golden Glove award as top defensive first baseman in 2005 and 2006. Named to 2005 AL All-Star team. Set MLB record for most RBI by a switch-hitter (144) in 2005. Traded to Atlanta halfway through the 2007 season; hit .317 with 17 HR, 56 RBI in 54 games with the Braves. Played in 103 games in Atlanta before being traded to the Los Angeles Angels of Anaheim in 2008. Hit .358 with 13 home runs in 54 games in LA. Traded to the Yankees in December of 2008. Hit .292 with 39 home runs and 122 RBI for the 2009 World Series Champions. Named AL All-Star and Silver Slugger award winner in 2009.

Bob Tillman, Boston-A (1962-67), New York-A (1967), Atlanta-N (1968-70) - Batted .232 in nine big-league seasons, with season-high .278 in 1964 as a catcher for the Red Sox. Was a member of the Atlanta Braves 1969 NL West champions.

Cory Vance, Colorado-N (2002-03) - September call up in 2002 and pitched in two games, including one start. Made nine appearances in 2003.

Jason Varitek, Boston-A (1997-10) - Traded from Seattle to Boston in 1997, was a September call-up. Made the club full-time in 1998, became the No. 1 catcher in 1999, hitting .269 with 20 HR. Hit .273 with 25 HR in 2003 and was an AL All-Star. Led Boston to the World Series title in 2004. Named

Red Sox team captain in 2005. Named to AL All-Star team and earned the Silver Slugger award in 2005. Helped Boston to the 2007 World Series title. Named an AL All-Star in 2008.

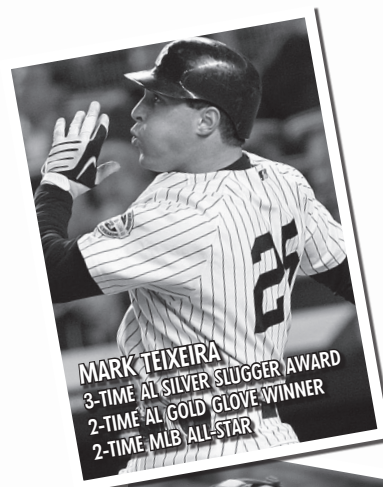
Frank Waddey, St. Louis-A (1931) - Batted .273 in 14 games in his only season.

Matt Wieters, Baltimore-A (2009-10) - Made his MLB debut for the Orioles on May 29, 2009 against the Detroit Tigers. Hit .288 with 15 doubles, nine home runs and 43 RBI while starting 96 games behind the plate. Played first full year with Orioles in 2010, batting .249 with 11 homers and 55 RBI in 130 games.

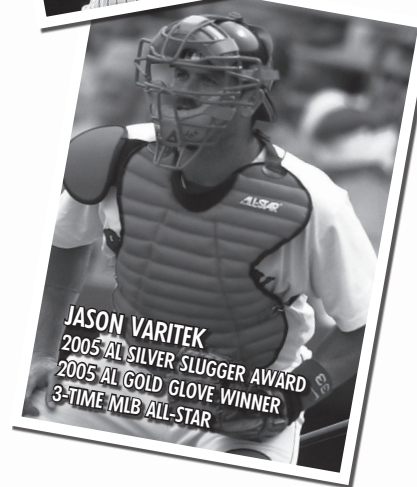
Kris Wilson, Kansas City-A (2000-03), New York-A (2006) - Late season call-up in 2000, posted a 4.19 ERA in 34.1 innings. Made 29 appearances in 2003. Called up by New York in 2006 and made five appearances.

Blake Wood, Kansas City-A (2010) - Made debut with the Royals on May 12, 2010. Posted a 5.07 ERA, and a 1-3 record in 51 relief appearances (49.2 IP).

Whit Wyatt, Detroit-A (1929-33), Chicago-A (1933-36), Cleveland-A (1937), Brooklyn-N (1939-44), Philadelphia-N (1945) - Won 106 games, including 17 shutouts, and lost 95 in 16-year career. In 1941, he tied for league lead in wins (22) and shutouts (7) as the Dodgers won the pennant. Pitched two complete games and earned the team's only victory in '41 World Series against the New York Yankees.





MARK TEIXEIRA
3-TIME AL SILVER SLUGGER AWARD
2-TIME AL GOLD GLOVE WINNER
2-TIME MLB ALL-STAR



JASON VARITEK
2005 AL SILVER SLUGGER AWARD
2005 AL GOLD GLOVE WINNER
3-TIME MLB ALL-STAR

Yellow Jackets in the Pros

Player, Pos.....	Year Signed
Jimmy Adams, OF.....	1965
Chicago Cubs	
Lane Akers, SS.....	1957
Kansas City Athletics	
Jon Anderson, C.....	1990
California Angels	
Tom Angley, C.....	1929
Chicago Cubs	
Tucker Barr, C.....	1996
Houston Astros	
Red Barron, OF.....	1929
Boston Braves	
Jason Basil, C-OF.....	2001
Oakland Athletics	
Jerry Bass, P.....	1977
Los Angeles Dodgers	
Mike Bell, 1B.....	1990
Atlanta Braves	
Brett Binkley, P.....	1993
Los Angeles Dodgers, Atlanta Braves	
Charlie Bishop, P.....	1952
Philadelphia Athletics	
Charlie Blackmon, OF.....	2008
Colorado Rockies	
Bud Blemker, P.....	1959
Kansas City Athletics	
Brandon Boggs, OF.....	2004
Texas Rangers	
Frank Bolick, 3B.....	1987
Milwaukee Brewers, Seattle Mariners,	
Montreal Expos, Pittsburgh Pirates,	
Colorado Rockies, Anaheim Angels,	
Chiba Lotte Marines	
Brannon Bonifay, 3B.....	1971
Atlanta Braves	
Cam Bonifay, 1B.....	1974
St. Louis Cardinals	
Kenny Bonifay, 1B-OF.....	1991
Pittsburgh Pirates	
Darren Bragg, OF.....	1991
Seattle Mariners, Boston Red Sox,	
St. Louis Cardinals, Colorado Rockies,	
New York Mets, New York Yankees,	
Atlanta Braves, San Diego Padres,	
Cincinnati Reds	
Kevin Brown, P.....	1986
Texas Rangers, Baltimore Orioles,	
Florida Marlins, San Diego Padres,	
Los Angeles Dodgers, New York Yankees	
Andy Bruce, 3B.....	1991
St. Louis Cardinals	
Corlis Buchanan.....	1910
Atlanta Crackers	
Brian Burks, P.....	2004
San Diego Padres	



(From L-R): **DARREN BRAGG** ended his playing career in Cincinnati and has most recently served as the hitting coach for the Reds' Single-A Dayton Dragons. **WALLY CRANCER** was one of two Yellow Jackets selected by the Orioles in the 2007 Major League Baseball draft and played for the Delmarva Shorebirds in 2008. **MICHAEL FISHER**, a sixth-round selection by the Atlanta Braves in 2007, played for the Single-A Rome Braves in 2008.

Chase Burnett, OF.....	2010	Los Angeles Dodgers
Cleveland Indians		
Eddie Burns, P.....	2008	Baltimore Orioles
Cleveland Indians		
Brad Busbin, P.....	2002	Anaheim Angels
Scott Byers, 1B.....	1996	California Angels
Anthony Byrd, OF.....	1992	Minnesota Twins
Marlon Byrd, OF.....	1999	Philadelphia Phillies, Washington Nationals, Texas Rangers
Pete Caldwell, 3B.....	1966	Atlanta Braves
Bill Calhoun, 1B.....	1912	Macon Peaches, Boston Braves
Kevin Cameron, P.....	2001	Minnesota Twins, San Diego Padres
Oakland Athletics		
Lew Carpenter, P.....	1943	Washington Senators
Randy Carroll, 2B.....	1966	Cleveland Indians
Bruce Chen, P.....	1993	Atlanta Braves, Philadelphia Phillies, New York Mets, Montreal Expos, Cincinnati Reds, Houston Astros, Boston Red Sox, Baltimore Orioles, Toronto Blue Jays, Texas Rangers, Kansas City Royals
Paul Cobb, OF-1B.....	1906	St. Louis Browns
Brent Colson, P.....	1992	
Wally Crancer, OF.....	2007	Baltimore Orioles
Doug Creek, P.....	1991	St. Louis Cardinals, San Francisco Giants, Chicago Cubs, Tampa Bay Devil Rays, Seattle Mariners, Toronto Blue Jays, St. Louis Cardinals, Detroit Tigers
Jordan Crews, P.....	2005	Chicago Cubs
Butch Crook, P.....	1966	Houston Astros
Chuck Crowder, P.....	1999	Colorado Rockies
Ed Crowley, 3B.....	1928	Washington Senators
Brandon Cumpston, P.....	2010	Pittsburgh Pirates
Derek Dietrich, SS.....	2010	Tampa Bay
Cloud Derrick, INF.....	1910	Philadelphia Athletics, New York Giants, Cincinnati Reds, Chicago Cubs
Bobby Dews, SS.....	1960	St. Louis Cardinals
Stephen Donaghey, P.....	1999	Cleveland Indians
Sam Drake, P.....	1989	Milwaukee Brewers
David Duncan, P.....	2008	Houston Astros
Geoff Duncan, P.....	1996	Florida Marlins
Todd Dunn, OF.....	1989	Milwaukee Brewers
David Elder, P.....	1997	Texas Rangers, Cleveland Indians, Atlanta Braves, New York Yankees, Kansas City Royals
Larry Elliott, SS.....	1972	Detroit Tigers
Scott Erwin, P.....	1989	Oakland Athletics
Mark Fischer, OF.....	1997	Boston Red Sox
Michael Fisher, SS.....	2007	Atlanta Braves
Carlton Fleming, 2B.....	1992	New York Yankees, St. Louis Cardinals, St. Paul Saints
Keith Fleming, P.....	1986	Milwaukee Brewers
Mike Fowler, OF.....	1987	Atlanta Braves
Nomar Garciaparra, SS-3B.....	1994	Boston Red Sox, Chicago Cubs, Los Angeles Dodgers, Oakland Athletics
Pete Geist, SS-P.....	1985	Los Angeles Dodgers, Toronto Blue Jays
John Gher, OF-P.....	1962	Cleveland Indians
Al Gogolin, P.....	1994	Oakland Athletics
Chris Goodman, P.....	2003	Kansas City Royals, Boston Red Sox
Steve Green, OF.....	1987	Los Angeles Dodgers, Detroit Tigers
Tom Green, OF.....	1990	Pittsburgh Pirates
Tyler Greene, SS.....	2005	St. Louis Cardinals
Ty Griffin, 2B.....	1988	Chicago Cubs, Cincinnati Reds, St. Louis Cardinals
Garrett Groce, OF.....	2005	Tampa Bay Devil Rays
Tim Gustafson, P.....	2006	Atlanta Braves
Kevin Guyette, P.....	2005	Boston Red Sox
Gary Hardie, SS.....	1979	New York Mets
Jim Hearn, P.....	1947	St. Louis Cardinals, New York Giants, Philadelphia Phillies
Weldon Henley, P.....	1901	Philadelphia Athletics
Chris Hicks, P.....	2008	Houston Astros
Wes Hodges, IF.....	2006	Cleveland Indians
Heath Honeycutt, INF.....	1998	Florida Marlins, Arizona Diamondbacks, Cincinnati Reds
Jay Hood, SS.....	1998	Anaheim Angels
John Horn, P.....	1985	Chicago Cubs
Mike Hostetler, P.....	1991	Atlanta Braves
Jared Hyatt, P.....	2007	Texas Rangers
Lee Hyde, P.....	2006	



The Yellow Jackets had two players selected in the first five rounds of the 2008 MLB Draft - outfielder **CHARLIE BLACKMON** (left) and pitcher **DAVID DUNCAN**.

Yellow Jackets in the Pros

Atlanta Braves	
Riccardo Ingram, OF.....	1988
Detroit Tigers, Minnesota Twins	
Jim Ison.....	1910
Richmond	
Michael Jerzembeck, P.....	1992
New York Yankees, Minnesota Twins	
Reggie Johnson, UT.....	1992
Los Angeles Dodgers	
Dick Jones, P.....	1926
Washington Senators	
Scott Jordan, OF.....	1985
Cleveland Indians, Houston Astros	
Steve Kelly, P.....	2001
Cincinnati Reds, Somerset Patriots	
Jeff Kindel, OF.....	2006
Colorado Rockies	
Bert Kizer, 1B.....	1977
New York Mets	
Andrew Kown, P.....	2004
Detroit Tigers, Washington Nationals	
Dan Kyslinger, P.....	1992
Florida Marlins	
Tim Ladd, P.....	2007
Atlanta Braves	
Ed LaFitte, P.....	1907
Detroit Tigers	
J.A. Lafitte, C.....	1909
Macon Peaches	
Adam Leggett, 2B.....	1997
Anaheim Angels	
Cole Leonida, C.....	2010
Washington Nationals	
Richard Lewis, 2B.....	2001
Atlanta Braves, Chicago Cubs,	
Kansas City Royals	
Rick Lockwood, 3B.....	1983
Baltimore Orioles, New York Mets,	
Toronto Blue Jays, St. Louis Cardinals,	
Chicago Cubs	
Matt Lorenzo, P.....	2003
Texas Rangers, Atlanta Braves,	
Pittsburgh Pirates	
Russ Lyon, C.....	1944
Cleveland Indians	
Marty Marion, SS.....	1940
St. Louis Cardinals, St. Louis Browns	
Erskine Mayer, P.....	1912
Philadelphia Phillies	
Sam Mayer, OF.....	1915
Washington Nationals	
Walt McConnell, 3B.....	1985
Los Angeles Dodgers	

Terry McCormick, P.....	1998
Tampa Bay Devil Rays	
Deck McGuire, P.....	2010
Toronto Blue Jays	
Tommy McMillan, SS.....	1906
Baton Rouge, Brooklyn Dodgers	
Eric McQueen, C.....	1999
Colorado Rockies	
Victor Menocal, P.....	2002
Philadelphia Phillies	
Andy Mitchell, P.....	2001
Baltimore Orioles	
Jeff Mons, C.....	1987
Los Angeles Dodgers	
Chris Morgan, OF.....	1984
Detroit Tigers	
Luke Murton, OF.....	2009
New York Yankees	
Matt Murton, OF.....	2003
Boston Red Sox, Chicago Cubs,	
Oakland Athletics, Colorado Rockies	
Jason Neighborgall, P.....	2005
Arizona Diamondbacks	
David Newhan, 1B-OF.....	1993
Oakland Athletics, San Diego Padres,	
Philadelphia Phillies, Colorado Rockies,	
Texas Rangers, Baltimore Orioles,	
New York Mets, Houston Astros	
Gary Newsom, 2B.....	1982
Los Angeles Dodgers, Atlanta Braves	
Thomas Nichols, 3B/C.....	2010
Los Angeles Angels	
Mike Nickeas, C.....	2004
Texas Rangers, New York Mets	
Micah Owings, P.....	2005
Arizona Diamondbacks, Cincinnati Reds	
Joe Palmisano, C.....	1925
Philadelphia Athletics	
Billy Parham, P.....	1988
Los Angeles Dodgers	
Tyler Parker, C.....	2002
St. Louis Cardinals	
Rhett Parrott, P.....	2001
St. Louis Cardinals	
Eric Patterson, 2B.....	2004
Chicago Cubs, Oakland Athletics, Boston ..	
Red Sox	
Danny Payne, OF.....	2007
San Diego Padres	
Jay Payton, OF.....	1994
New York Mets, Colorado Rockies,	

San Diego Padres, Boston Red Sox	
Oakland Athletics, Baltimore Orioles	
Jason Perry, OF.....	2002
Toronto Blue Jays, Oakland Athletics	
Detroit Tigers, Atlanta Braves,	
Tampa Bay Rays	
Marc Pisciotta, P.....	1991
Pittsburgh Pirates, Chicago Cubs	
Atlanta Braves, Cleveland Indians	
Tony Plagman, 1B.....	2010
Detroit Tigers	
Jim Poole, P.....	1988
Los Angeles Dodgers, Texas Rangers,	
Baltimore Orioles, Cleveland Indians,	
San Francisco Giants, Philadelphia	
Phillies, Detroit Tigers, Montreal Expos	
Scott Prather, P.....	1998
St. Louis Cardinals	
Del Pratt, 2B.....	1912
St. Louis Browns, New York Yankees,	
Boston Red Sox, Detroit Tigers	
Bryan Prince, C.....	2001
Cincinnati Reds	
H.F. Reagin, C.....	1974
Atlanta Braves	
Bobby Reeves, P.....	1926
Washington Senators, Boston Red Sox	
Clifton Remole, OF-1B.....	2004
Anaheim/Los Angeles Angels	
Brad Rigby, P.....	1994
Oakland Athletics, Kansas City Royals,	
Montreal Expos, Houston Astros	
Ryan Ritter, 2B.....	1995
Milwaukee Brewers	
Whit Robbins, IF.....	2006
Minnesota Twins	
Andrew Robinson, P.....	2010
Houston Astros	
Ronnie Robinson, P.....	2003
San Diego Padres	
Stu Rogers, P.....	1984
Texas Rangers	
Jeff Rowland, OF.....	2010
Detroit Tigers	
Brad Rulon.....	2008
New York Yankees	
Wes Rynders, P.....	2004
Washington Wild Things	
Brian Sager, P.....	2001
Chicago White Sox	
Matt Saier, P.....	1995
Kansas City Royals	
Kyle Schmidt, P.....	2005
Baltimore Orioles	
Todd Shiver, P.....	1987
Milwaukee Brewers	
Jeremy Slayden, OF.....	2005
Philadelphia Phillies	

Michael Sorrow, INF.....	1996
San Francisco Giants	
Mike Sorrow, P.....	1972
New York Yankees	
John Stewart, P.....	1986
Atlanta Braves	
Brad Stockton, OF.....	2001
Texas Rangers	
Bill Strickland, P.....	1937
St. Louis Browns	
Mark Teixeira, 3B.....	2001
Texas Rangers, Atlanta Braves,	
Los Angeles Angels, New York Yankees	
Rich Thieme, P.....	1997
Atlanta Braves	
J.J. Thomas, 1B.....	1997
Houston Astros	
Tommy Thompson, 1B.....	1981
Kansas City Royals	
Bob Tillman, C.....	1962
Boston Red Sox, Atlanta Braves	
Ted Tomasovich, OF.....	1968
Cincinnati Reds	
Mike Trapani, 2B.....	2006
Detroit Tigers	
Ryan Turner, P.....	2007
Texas Rangers	
Cory Vance, P.....	2000
Colorado Rockies, Texas Rangers	
Jason Varitek, C.....	1995
Seattle Mariners, Boston Red Sox	
Zach Von Tersch, P.....	2009
New York Mets	
Frank Waddey, OF.....	1931
St. Louis Browns	
Nick Wagner, P.....	2004
Tampa Bay Devil Rays	
Aaron Walker, P.....	2004
Tampa Bay Devil Rays	
Jeff Watchko, P.....	2003
Colorado Rockies	
K.G. White, OF.....	1988
Los Angeles Dodgers	
Matt Wieters, C.....	2007
Baltimore Orioles	
Kris Wilson, P.....	1997
Kansas City Royals, Boston Red Sox,	
New York Yankees	
Michael Wolff, OF.....	1992
California Angels, Oakland Athletics	
Blake Wood, P.....	2006
Kansas City Royals	
Sam Woodward.....	1906
Baton Rouge	
Jase Wrigley, P.....	1998
Colorado Rockies	
Whit Wyatt, P.....	1929
Detroit Tigers, Chicago White Sox,	
Cleveland Indians, Brooklyn Dodgers,	
Philadelphia Athletics	
L.J. Yankosky, P.....	1998
Atlanta Braves	
Simon Young, P.....	1999
Cleveland Indians	

#Originally signed with first organization listed



(From L-R): DANNY PAYNE made his professional debut with the Eugene Emeralds in June, 2007. JEREMY SLAYDEN was a member of the Phillies' Double-A ball club in Reading last season.

Tech in the Draft

Georgia Tech Draft Picks By the Numbers

(Totals do not include those drafted out of high school that enroll at Tech)

By Round

First Round Selections.....Nine

Player.....Overall Pick

Kevin Brown	1986	7
Ty Griffin	1988	4
Jason Varitek	1993#	21
Jason Varitek	1994	14
Nomar Garciaparra	1994	12
Mark Teixeira	2001	5
Tyler Greene	2005	30
Matt Wieters	2007	5
Deck McGuire	2010	11

Supplemental First Round.....Five

Jay Payton	1994	29
Mark Fischer	1997	35
Richard Lewis	2001	40
Matt Murton	2003	32
Danny Payne	2007	64

Second Round Selections.....Six

Butch Crook	1966
Ted Tomasovich	1969
Brad Rigby	1994
Wes Hodges	2006
Charlie Blackmon	2008
Derek Dietrich	2010

Top Five Rounds.....46

Top 10 Rounds.....73

Total number of Georgia Tech players drafted.....142

Total draft selections in Georgia Tech history.....167

High School draftees that chose to attend Tech.....64

Under Danny Hall

First Round Selections.....Six

Supplemental First Round Selections.....Five

Second Round Selections.....Four

Top Five Rounds.....30

Top 10 Rounds.....46

Total number of players drafted.....91

Total number of draft selections.....103

High School draftees that chose to attend Tech.....43

By Year

1988	4
1989	5
1990	6
1991	6
1992	5
1993	2
1994	7
1995	2
1996	5
1997	7
1998	6
1999	3
2000	1
2001	9
2002	6
2003	4
2004	10
2005	5
2006	7
2007	10
2008	7
2009	4
2010	10


Player	Year	Organization	*Round
Robert Aaron, rhp	1996	Cleveland Indians+	36
Jon Anderson, c	1988	California Angels+	44
	1989	California Angels#	48
Kyle Bakker, lhp	2000	Philadelphia Phillies+	37
	2003	Atlanta Braves	20
Luke Bard, rhp	2009	Boston Red Sox+	16
Tucker Barr, c	1993	Oakland Athletics+	3
	1996	Houston Astros	5
Jason Basil, c	1997	Cleveland Indians+	32
	2001	Oakland Athletics	15
Jerry Bass, rhp	1977	Los Angeles Dodgers	14
Brett Binkley, lhp	1993	Los Angeles Dodgers	14
Charlie Blackmon, of	2004	Florida Marlins++	28
	2005	Boston Red Sox+	20
	2008	Colorado Rockies	2
Steven Blackwood, of	2005	St. Louis Cardinals#	26
W.J. Blane, 1b	1967	Baltimore Orioles	36
Brandon Boggs, of	2001	New York Yankees+	50
	2004	Texas Rangers	4
Frank Bolick, 3b	1985	Montreal Expos+	23
	1987	Milwaukee Brewers	9
Kenny Bonifay, inf	1991	Pittsburgh Pirates	47
Darren Bragg, of	1991	Seattle Mariners	20
Kevin Brown, rhp	1986	Texas Rangers	1
Andy Bruce, 3b	1990	Oakland Athletics#	8
	1991	St. Louis Cardinals	4
Brian Burks, rhp	2004	San Diego Padres	25
Eddie Burns, lhp	2007	Atlanta Braves#	16
	2008	Cleveland Indians	39
Chase Burnette, Of	2010	Cleveland Indians	18
Brad Busbin, rhp	1998	Houston Astros+	3
Scott Byers, 1b	1996	California Angels	21
Anthony Byrd, of	1992	Minnesota Twins	11
Kevin Cameron, rhp	1998	Chicago White Sox+	42
	2001	Minnesota Twins	13
Randy Carroll, 2b	1965	Chicago White Sox	18
	1966	Cleveland Indians	6
Brent Colson, lhp	1992	Los Angeles Dodgers	12
Wally Crancer, of	2007	Baltimore Orioles	12
Doug Creek, lhp	1990	California Angels#	5
	1991	St. Louis Cardinals	7
Butch Crook, lhp	1966	Houston Astros	2
Jon Crosby, rhp	2002	Arizona Diamondbacks+	45
Chuck Crowder, lhp	1995	Detroit Tigers+	3
	1998	Pittsburgh Pirates#	8
	1999	Colorado Rockies	4
Brandon Cumpton	2010	Pittsburgh Pirates	9
John Davis, rhp	1990	San Francisco Giants	19
Derek Dietrich, ss	2007	Houston Astros+	3
	2010	Tampa Bay Rays	2
Jeff Distasio, 1b	1986	San Francisco Giants	32

Stephen Donaghey, rhp	1995	Kansas City Royals+	13
Sam Drake, rhp	1986	Detroit Tigers+	25
	1989	Milwaukee Brewers	24
David Duncan, lhp	2005	Minnesota Twins+	14
	2007	Washington Nationals#	23
	2008	Houston Astros	5
Geoff Duncan, rhp	1996	Florida Marlins	69
Curtis Dupart, of	2006	Colorado Rockies+	31
Marty Durkin, 2b	1987	Milwaukee Brewers+	40
	1989	Cleveland Indians	38
David Elder, rhp	1997	Texas Rangers	4
Scott Erwin, rhp	1988	Los Angeles Dodgers#	8
	1989	Oakland Athletics	5
Buck Farmer, rhp	2009	Atlanta Braves	46
Mark Fischer, of	1997	Boston Red Sox	*1
Michael Fisher, ss	2007	Atlanta Braves	6
Carlton Fleming, 2b	1992	New York Yankees	7
Keith Fleming, rhp	1986	Milwaukee Brewers	9
Brian Fleury, c	1986	Houston Astros+	21
Mike Fowler, 3b-c	1985	Los Angeles Dodgers+	8!
Nomar Garciaparra, ss	1991	Milwaukee Brewers+	5
	1994	Boston Red Sox	1
Pete Geist, of	1985	Los Angeles Dodgers	3
Al Gogolin, rhp	1994	Oakland Athletics	14
Chris Goodman, rhp	2002	Florida Marlins#	16
	2003	Kansas City Royals	5
John Goodman, rhp	2006	St. Louis Cardinals#	45
Steve Green, of	1987	Los Angeles Dodgers	18
Tom Green, of	1990	Pittsburgh Pirates	30
Tyler Greene, ss	2002	Atlanta Braves+	2
	2005	St. Louis Cardinals	1
Ty Griffin, 2b	1985	Baltimore Orioles+	12
	1988	Chicago Cubs	1
Tim Gustafson, rhp	2006	Atlanta Braves	9
Kevin Guyette, rhp	2001	Seattle Mariners+	41
Buck Hall, lhp	1991	Los Angeles Dodgers+	32
	1994	Texas Rangers	38
Jon Halverson, rhp	1988	Montreal Expos+	58
Jason Haniger, c	2008	Pittsburgh Pirates#	19
Gary Hardie, inf	1979	New York Mets	5
Robb Hardy, p	1997	Boston Red Sox	32
Andy Hawranick, c	2005	Chicago Cubs#	48
Chris Hicks, rhp	2005	Texas Rangers+	35
	2008	Houston Astros	14
Wes Hodges, 3b	2006	Cleveland Indians	2
Heath Honeycutt, 3b	1998	Florida Marlins	4
Jay Hood, ss	1995	Minnesota Twins+	4
	1998	Anaheim Angels	6
John Horn, lhp	1985	Chicago Cubs	28
Mike Hostetler, rhp	1988	Atlanta Braves+	14
	1991	Atlanta Braves	20
Brian Howard, ss	1981	Seattle Mariners	6
Jared Hyatt, rhp	2007	Texas Rangers	33
Lee Hyde, lhp	2006	Atlanta Braves	4
Riccardo Ingram, of	1987	Detroit Tigers	4
Kevin Jacob, rhp	2010	New York Yankees#	18
Reggie Johnson, of-inf	1992	Los Angeles Dodgers	14
Scott Jordan, of	1984	Boston Red Sox#	16
	1985	Cleveland Indians	4
Jon Henry Kail, of	1999	Boston Red Sox+	6
Steve Kelly, rhp	1998	Chicago White Sox+	5
	2001	Cincinnati Reds	4
Roger Kinard, lhp	1987	Atlanta Braves	43
Jeff Kindel, of	2006	Colorado Rockies	14



KEVIN BROWN (left) became the first Yellow Jacket to be drafted in the first round when the Texas Rangers selected him with their first pick of the 1986 Major League Draft.

Tech in the Draft



(From L-R): Left-hander **JIM POOLE** made his Major League debut two years after being drafted by the Los Angeles Dodgers in 1988; **J.J. THOMAS** was one of seven Yellow Jackets selected in the 1997 MLB Draft; **KRIS WILSON**, a ninth-round selection by Kansas City in 1997, made his Major League debut with the Royals in 2000. Two years after being drafted by Colorado in the fourth round of the 2000 MLB Draft, **CORY VANCE** made his debut in the Major Leagues.

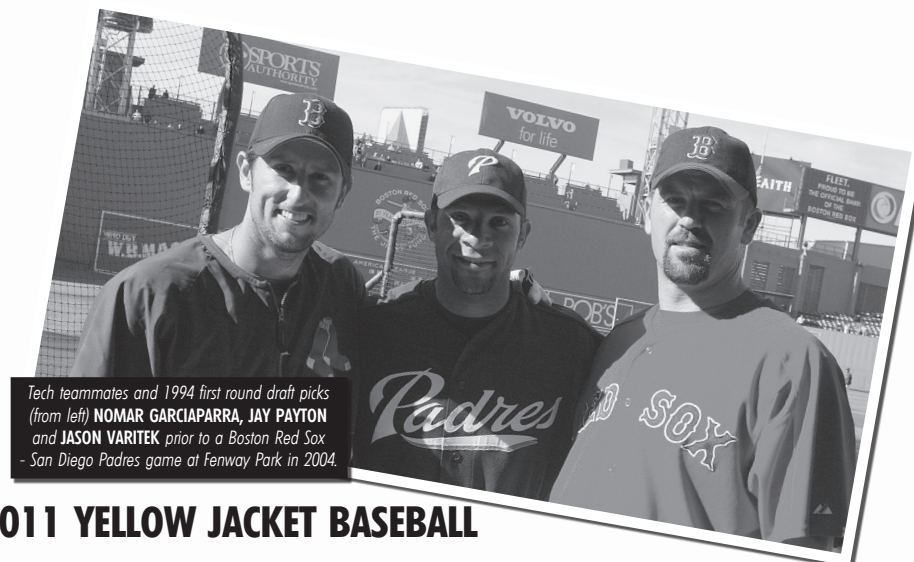
Bert Kizer, 1b.....	1977	New York Mets.....	14
John Kohli, lhp.....	1985	Toronto Blue Jays#.....	31
	1985	Baltimore Orioles.....	3
Andrew Kown, rhp.....	2004	Detroit Tigers.....	5
Tim Ladd, lhp.....	2007	Atlanta Braves.....	9
Adam Leggett, 2b.....	1997	Anaheim Angels.....	14
Cole Leonida, c.....	2010	Washington Nationals.....	6
Richard Lewis, 2b.....	2001	Atlanta Braves.....	*1
Rick Lockwood, 3b.....	1982	Baltimore Orioles#.....	7
	1983	Baltimore Orioles.....	4
Anthony Maisano, 1b.....	1990	Seattle Mariners.....	41
Walt McConnell, 3b.....	1985	Los Angeles Dodgers.....	6
Shane McGill, rhp.....	1993	Pittsburgh Pirates+.....	6
Deck McGuire, rhp.....	2010	Toronto Blue Jays.....	1
Eric McQueen, c.....	1995	New York Mets+.....	14
	1999	Colorado Rockies.....	14
Victor Menocal, ss-rhp.....	1998	Atlanta Braves+.....	6
	2002	Philadelphia Phillies.....	15
Brandon Miller, c.....	2008	Boston Red Sox+.....	33
Jeff Mons, c.....	1983	Cincinnati Reds+.....	33
Chris Morgan, of.....	1983	Kansas City Royals#.....	34
	1984	Detroit Tigers.....	11
Luke Murton, 1b/of.....	2007	New York Yankees#.....	40
	2008	Arizona Diamondbacks#.....	33
	2009	New York Yankees.....	19
Matt Murton, of.....	2003	Boston Red Sox.....	*1
Jason Neighborgall, rhp.....	2002	Boston Red Sox+.....	7
	2005	Arizona Diamondbacks.....	3
David Newhan, 2b.....	1992	Chicago Cubs+.....	34
Gary Newsom, 2b.....	1982	Los Angeles Dodgers.....	14
Thomas Nichols, 3B/C.....	2010	Los Angeles Angels.....	18
Mike Nickeas, c.....	2004	Texas Rangers.....	5
Micah Owings, 1b-rhp.....	2002	Colorado Rockies+.....	2
	2004	Chicago Cubs#.....	19
Tyler Parker, c.....	1999	New York Mets+.....	6
	2002	St. Louis Cardinals.....	8
Rhett Parrott, rhp.....	1998	Milwaukee Brewers+.....	4
	2001	St. Louis Cardinals.....	9
Eric Patterson, 2b.....	2001	Colorado Rockies+.....	23
	2004	Chicago Cubs.....	8
Danny Payne, of.....	2007	San Diego Padres.....	*1
Jay Payton, of.....	1994	New York Mets.....	*1
Jason Perry, of.....	2002	Toronto Blue Jays.....	6
Philip Perry, rhp.....	1999	New York Mets+.....	41
	2002	St. Louis Cardinals#.....	48
Marc Pisciotta, rhp.....	1991	Pittsburgh Pirates.....	19
Tony Plagman, 1b.....	2009	New York Yankees#.....	46
	2010	Detroit Tigers.....	9
Jim Poole, lhp.....	1987	Los Angeles Dodgers#.....	34
	1988	Los Angeles Dodgers.....	9
Mark Pope, rhp.....	2008	Atlanta Braves+.....	17
Scott Prather, lhp.....	1995	California Angels+.....	29
	1998	St. Louis Cardinals.....	16
Bryan Prince, c.....	2001	Cincinnati Reds.....	10

Clifton Remole, 1b-of.....	2004	Anaheim Angels.....	11
Brad Rigby, rhp.....	1991	New York Yankees+.....	17
	1994	Oakland Athletics.....	2
Ryan Ritter, 2b.....	1992	Cleveland Indians+.....	10
	1995	Milwaukee Brewers.....	8
Whit Robbins, if.....	2006	Minnesota Twins.....	4
Andrew Robinson, rhp.....	2010	Houston Astros.....	12
Stu Rogers, lhp.....	1983	Texas Rangers.....	32
Jeff Rowland, of.....	2009	Cleveland Indians#.....	21
	2010	Detroit Tigers.....	19
Brad Rulan, rhp.....	2008	New York Yankees.....	34
Brian Sager, rhp.....	2001	Chicago White Sox.....	14
Matt Saier, rhp.....	1995	Kansas City Royals.....	15
Mike Schisler, rhp.....	1973	Milwaukee Brewers#.....	21
	1974	Atlanta Braves.....	31
Kyle Schmidt, rhp.....	2001	Baltimore Orioles+.....	29
Todd Shiver, rhp.....	1987	Milwaukee Brewers.....	19
Jeremy Slayden, of.....	2001	San Diego Padres+.....	20
	2004	Oakland Athletics#.....	18
	2005	Philadelphia Phillies.....	8
Michael Sorrow, 3b.....	1996	San Francisco Giants.....	29
John Stewart, lhp.....	1986	Atlanta Braves.....	24
Brad Stockton, of.....	2001	Texas Rangers.....	22
Mark Teixeira, 3b.....	1998	Boston Red Sox+.....	9
	2001	Texas Rangers.....	1
Rich Thieme, lhp.....	1997	Atlanta Braves.....	17
Brandon Thomas, of.....	2009	Colorado Rockies+.....	37
J.J. Thomas, of.....	1994	Kansas City Royals+.....	46
	1997	Houston Astros.....	15
Tommy Thompson, 1b.....	1981	Kansas City Royals.....	21
Ted Tomasovich, of.....	1968	San Diego Padres#.....	17
	1969	Cincinnati Reds.....	21
Ryan Turner, lhp.....	2007	Texas Rangers.....	45

Cory Vance, lhp.....	1997	Los Angeles+.....	11
	2000	Colorado Rockies.....	4
Jason Varitek, c.....	1990	Houston Astros+.....	24
	1993	Minnesota Twins#.....	1
	1994	Seattle Mariners.....	1
Zach Von Tersch, rhp.....	2006	Washington Nationals+.....	38
	2009	New York Mets.....	22
Nick Wagner, rhp.....	2004	Tampa Bay Devil Rays.....	28
Aaron Walker, lhp.....	2004	Tampa Bay Devil Rays.....	30
Jeff Watchko, rhp.....	2002	Pittsburgh Pirates#.....	18
	2003	Colorado Rockies.....	24
K.G. White, of.....	1988	Los Angeles Dodgers.....	39
Matt Wieters, c.....	2007	Baltimore Orioles.....	1
Kris Wilson, rhp.....	1994	New York Mets*.....	65
	1997	Kansas City Royals.....	9
Joe Wise, rhp.....	1989	Chicago Cubs#.....	37
	1990	St. Louis Cardinals.....	26
Michael Wolff, of.....	1992	California Angels.....	16
Blake Wood, rhp.....	2006	Kansas City Royals.....	3
Jase Wrigley, rhp.....	1998	Colorado Rockies.....	18
L.J. Yankosky, rhp.....	1993	Minnesota Twins+.....	18
	1996	Tampa Bay Devil Rays#.....	54
	1998	Atlanta Braves.....	11
Simon Young, lhp.....	1996	Florida Marlins+.....	40
	1999	Cleveland Indians.....	48

NOTES:

*Supplemental first-round (sandwich) pick
 +drafted from high school/junior college but enrolled at Tech
 ++drafted from high school and enrolled in junior college before attending Georgia Tech
 #drafted from Georgia Tech but returned
 !January phase of draft



Tech teammates and 1994 first round draft picks (from left) **NOMAR GARCIPARRA**, **JAY PAYTON** and **JASON VARITEK** prior to a Boston Red Sox - San Diego Padres game at Fenway Park in 2004.

All-Americans

First Team Selections

Year	Player	Organization(s)
1986	Kevin Brown, P	TSN
1987	Riccardo Ingram, OF	ABCA, BA
1988	Ty Griffin, 2B	TSN
1991	Andy Bruce, 3B	ABCA
1992	Jason Varitek, C	ABCA, BA, CB
1993	Jason Varitek, C	ABCA, BA, CB, NCBWA
	Nomar Garciaparra, SS	NCBWA
1994	Nomar Garciaparra, SS	ABCA, BA, CB, NCBWA
	Jay Payton, OF	ABCA, BA, CB, NCBWA
	Jason Varitek, C	ABCA, BA, CB, NCBWA
	Brad Rigby, P	NCBWA
1997	Mark Fischer, OF	TSN
	Kris Wilson, P	NCBWA
1998	Chuck Crowder, P	TSN
2000	Mark Teixeira, 3B	BA, CB, BW, NCBWA, TSN
2005	Tyler Greene, SS	BA, CB, NCBWA, USA
2006	Matt Wieters, C	BA
2007	Matt Wieters, C	BA, RC
2009	Deck McGuire, P	CB, NCBWA

Second Team Selections

Year	Player	Organization(s)
1957	Bud Blemker, P	ABCA
1966	Butch Crook, P	TSN
1979	Tommy Thompson, 1B	ABCA
1988	Ty Griffin, 2B	ABCA
1991	Andy Bruce, 3B	BA
1993	Brad Rigby, P	ABCA, BA, CB, NCBWA
1995	Ryan Ritter, OF/UT	NCBWA
1996	Michael Sorrow, 3B	NCBWA
1997	Mark Fischer, OF	BA, ABCA
	Kris Wilson, P	ABCA, TSN
1999	Mark Teixeira, 3B	NCBWA
2000	Richard Lewis, 2B	BW, NCBWA, TSN
2002	Kyle Bakker, P	BA
2003	Micha Owings, P-DH	BA
2006	Matt Wieters, C	ABCA
2007	Matt Wieters, C	NCBWA
2009	Deck McGuire, P	BA

Third Team Selections

Year	Player	Organization(s)
1965	Randy Carroll, 2B	ABCA
1985	Scott Jordan, OF	BA
1988	Scott Erwin	ABCA, BA
	Ty Griffin, 2B	BA
1990	Darren Bragg, OF	BA
	Andy Bruce, 3B	ABCA
	Mike Hostetler, P	ABCA
	Anthony Maisano, 1B-C	ABCA
1994	Brad Rigby, P	BA
1995	Ryan Ritter, OF/UT	CB
1996	Mark Fischer, OF	NCBWA
1997	Mark Fischer, OF	NCBWA
	Kris Wilson, P	BA, CB
1998	Chuck Crowder, P	CB, NCBWA
1999	Chuck Crowder, P	NCBWA
	Heath Honeycutt, 2B	NCBWA
	Scott Prather, UT	NCBWA
2000	Cory Vance, P	BA
2002	Eric Patterson, 2B	CB
	Kyle Bakker, P	CB, NCBWA
2007	Danny Payne, OF	BA
	Matt Wieters, C	CB
2009	Deck McGuire, P	ABCA
	Luke Murton, OF	ABCA, CB, BA
2010	Deck McGuire, P	CB
	Tony Plagman	CB
	Derek Dietrich	BA

Honorable Mention

Year	Player	Organization(s)
1971	Cam Bonifay, 1B	TSN
1994	Al Gogolin, P	NCBWA
1995	Ryan Ritter, OF/UT	ABCA
1996	David Elder, P	NCBWA
	J.J. Thomas, OF	NCBWA

KEY:

ABCA - American Baseball Coaches Association
 BA - Baseball America
 BW - Baseball Weekly
 CB - Collegiate Baseball (TPX Louisville Slugger)
 NCBWA - National Collegiate Baseball Writers Association
 RC - Rivals.com/TSN - The Sporting News
 USA - USA Today
**Italicized means received higher honors same season.*



1957 ABCA.....2nd

Bud Blemker, P




1965 ABCA.....3rd

Randy Carroll, 2B




1966 The Sporting News...2nd

Butch Crook, P



1971 The Sporting News...HM

Cam Bonifay, 1B



1979 ABCA.....2nd

Tommy Thompson, 1B




1985 Baseball America.....3rd

Scott Jordan, OF




1986 The Sporting News (1st)

Kevin Brown, P




1987 ABCA.....1st
Baseball America.....1st

Riccardo Ingram, OF



1988 The Sporting News...1st
ABCA.....2nd
Baseball America.....3rd

Ty Griffin, 2B




1988 ABCA.....3rd
Baseball America.....3rd

Scott Erwin, P



1990 Baseball America.....3rd

Darren Bragg, OF




1990 ABCA.....3rd
1991 ABCA.....1st
Baseball America.....2nd

Andy Bruce, 3B




1990 ABCA.....3rd

Mike Hostetler, P




1990 ABCA.....3rd

Anthony Maisano, 1B




1992 ABCA.....1st
Baseball America.....1st
Collegiate Baseball.....1st
1993 ABCA.....1st
Baseball America.....1st
Collegiate Baseball.....1st
NCBWA.....1st
1994 ABCA.....1st
Baseball America.....1st
Collegiate Baseball.....1st
NCBWA.....1st

Jason Varitek, C




1993 NCBWA.....1st
1994 ABCA.....1st
Baseball America.....1st
Collegiate Baseball.....1st
NCBWA.....1st

Nomar Garciaparra, SS



1993 ABCA.....2nd
Baseball America.....2nd
Collegiate Baseball.....2nd
NCBWA.....2nd
1994 NCBWA.....1st
Baseball America.....2nd


Brad Rigby, P




1994 ABCA.....1st
Baseball America.....1st
Collegiate Baseball.....1st
NCBWA.....1st

Jay Payton, OF

In 1986, pitcher **KEVIN BROWN** became the first Yellow Jacket to receive first-team All-America honors.




All-Americans




1994 NCBWA.....HM

Al Gogolin, P



1995 NCBWA.....2nd
Collegiate Baseball.....3rd
ABCA.....HM

Ryan Ritter, OF/UT




1996 NCBWA.....2nd

Michael Sorrow, 3B




1996 NCBWA.....3rd
1997 The Sporting News.....1st
Baseball America.....2nd
ABCA.....2nd
NCBWA.....3rd

Mark Fischer, OF



1996 NCBWA (HM)

David Elder, P



1996 NCBWA.....HM

J.J. Thomas, OF




1997 NCBWA.....1st
The Sporting News.....2nd
ABCA.....2nd
Baseball America.....3rd
Collegiate Baseball.....3rd

Kris Wilson, P




1998 The Sporting News.....1st
NCBWA.....3rd
Collegiate Baseball.....3rd
1999 NCBWA.....3rd

Chuck Crowder, P



1998 NCBWA.....3rd

Heath Honeycutt, 2B



1998 NCBWA.....3rd

Scott Prather, UT



1999 NCBWA.....2nd
2000 Baseball America.....1st
Collegiate Baseball.....1st
NCBWA.....1st
The Sporting News.....1st
Baseball Weekly.....1st

Mark Teixeira, 3B



2000 NCBWA.....2nd
The Sporting News.....2nd
Baseball Weekly.....2nd

Richard Lewis, 2B



2000 Baseball America.....3rd

Cory Vance, P



2002 Baseball America.....2nd
Collegiate Baseball.....3rd
NCBWA.....3rd

Kyle Bakker, P




2002 Collegiate Baseball.....3rd

Eric Patterson, 2B



2003 Baseball America.....2nd

Micah Owings, P-DH



2005 Baseball America.....1st
Collegiate Baseball.....1st
NCBWA.....1st
USA Today.....1st

Tyler Greene, SS



2006 Baseball America.....1st
ABCA/Rawlings.....2nd
2007 Baseball America.....1st
Rivals.com.....1st
NCBWA.....2nd
Collegiate Baseball.....3rd

Matt Wieters, C



2007 Baseball America.....3rd

Danny Payne, OF



2009 Collegiate Baseball.....1st
NCBWA.....1st
Baseball America.....2nd
ABCA/Rawlings.....3rd
2010 Collegiate Baseball.....3rd

Deck McGuire, P



2009 ABCA/Rawlings.....3rd
Baseball America.....3rd
Collegiate Baseball.....3rd

Luke Murton, OF



2010 Collegiate Baseball.....3rd

Tony Plagman, 1B



2010 Baseball America.....3rd

Derek Dietrich, SS

Freshman All-America

Year	Player	Organization(s)
1984	Jeff Mons, C	BA
1986	Ty Griffin, 2B	BA
	Frank Bolick, 3B	BA
1987	Sam Drake, P	BA
1989	Mike Hostetler, P	BA
1990	Carlton Fleming, 2B	CB
1991	Jason Varitek, C	CB
1992	Nomar Garciaparra, SS	BA, CB
	Brad Rigby, P	BA
	Michael Smith, OF	BA
	Jay Payton, OF	BA
1993	Ryan Ritter, OF	BA, CB
1995	Kris Wilson, P	BA
1996	Chuck Crowder, P	BA
	Jay Hood, SS	BA
1998	Cory Vance, P	CB
1999	Mark Teixeira, 3B	BA, CB*
2000	Jeff Watchko, P	BA, CB
2001	Kyle Bakker, P	CB
	Matt Murton, OF	CB
2002	Eric Patterson, 2B	BA, CB
	Jeremy Slayden, OF	BA, CB
2003	Micah Owings, P-DH	BA, CB
	Tyler Greene, SS	BA, CB
2005	Matt Wieters, UT	BA, CB
2008	Derek Dietrich, SS	BA, CB, NCBWA*, RC*
	Deck McGuire, P	CB, NCBWA
2009	Matt Skole, 3B	CB

KEY:

BA - Baseball America

CB - Collegiate Baseball (TPX Louisville Slugger)

NCBWA - National Collegiate Baseball Writers Association

RC - Rivals.com

*Indicates National Freshman of the Year.

National and Regional Honors

Golden Spikes Award

(Outstanding Amateur Player)

1988	Ty Griffin, 2B(finalist)
1993	Jason Varitek, C(finalist)
1994	Jason Varitek, C(winner)
2000	Mark Teixeira, 3B(finalist)
2007	Danny Payne, OF(semifinalist)
2007	Matt Wieters, C(semifinalist)
2009	Deck McGuire, P(semifinalist)
2010	Derek Dietrich, SS(semifinalist)

R.E. "Bob" Smith Award

(College Player of the Year)

1988	Ty Griffin, 2B(finalist)
1990	Mike Hosteller, P(finalist)
1991	Andy Bruce, 3B(semifinalist)
1993	Jason Varitek, C(semifinalist)
1994	Jason Varitek, C(winner)
	Nomar Garciaparra, SS(semifinalist)
	Jay Payton, OF(semifinalist)
2000	Mark Teixeira, 3B(semifinalist)

Dick Howser Trophy

(College Player of the Year)

1994	Jason Varitek, C(winner)
2000	Mark Teixeira, 3B(winner)

Brooks Wallace Award

(College Player of the Year)

2006	Matt Wieters, C(semifinalist)
	(Recently changed to top shortstop in the nation)	
2009	Derek Dietrich, SS(semifinalist)

Johnny Bench Award

(Top Collegiate Catcher)

2007	Matt Wieters, C(finalist)
------	-----------------	-----------------


Olympians

1988	Ty Griffin, 2B(gold)
1992	Nomar Garciaparra, SS	
	Jason Varitek, C	

National Freshman Player of the Year

1999	Mark Teixeira, 3BCollegiate Baseball
2008	Derek Dietrich, SSRivals.com

National Freshman Hitter of the Year



2008 Derek Dietrich, SS.....NCBWA


National Player of the Year

1994	Jason Varitek, CABCA
	Baseball America
	NCBWA
2000	Mark Teixeira, 3BBaseball America
	Sporting News

National Coach of the Year

1997	Danny HallSporting News
------	------------	--------------------

National Pitcher of the Year



In 2008, **DEREK DIETRICH** (right) was named the National Freshman Player of the Year by Rivals.com and the National Freshman Hitter of the Year by the NCBWA.

2009 Deck McGuire.....(Finalist)

All-District

1950	Henry Schoening, 1B	
	Y.F. (Buddy) Thompson, P	
1965	Randy Carroll, 2B	
1968	Ted Tomasovich, OF	
1971	Larry Elliott, SS (1st)	
	Mike Sorrow (2nd)	
1975	Frank Turner, SS	
1976	Jim Giuliani, OF	
1982	Rick Lockwood, 3B	

All-South Independent

1974	Cam Bonifay, 1B	
------	-----------------	--

JASON VARITEK (top) and **MARK TEIXEIRA** are the only two players in school history to win the Dick Howser Trophy, recognizing the top player in college baseball.

ESPN The Magazine

Academic All-District

(Formerly GTE/CoSIDA Academic All-Dist.)

1979	Tommy Thompson, IF1st
1993	Nomar Garciaparra, SS1st
1994	Nomar Garciaparra, SS1st
1996	Adam Easterling, OF1st
1997	L.J. Yankosky, P1st
1998	L.J. Yankosky, P1st
2000	Mark Teixeira, 3B1st
2002	Matthew Boggs, 2B1st
2004	Steven Blackwood, OF1st
2005	Steven Blackwood, OF1st
2006	Steven Blackwood, OF1st
2007	Jared Hyatt, P1st
2008	Charlie Blackmon, OF1st
	Brad Feltes, 3B3rd
	Jason Haniger, C3rd
	Zach Von Tersch, P3rd
2009	Derek Dietrich, SS1st
2010	Derek Dietrich, SS1st
	Tony Plagman, 1B1st

All-Atlantic Region (ABCA)

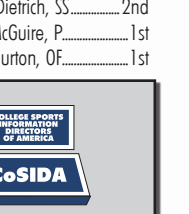



1984	Scott Jordan, OF	
	Pete Geist, SS	
1985	Scott Jordan, OF	
1987	Riccardo Ingram, OF	
1988	Scott Erwin, P	
	Ty Griffin, 2B	
	K.G. White, OF	
1989	Andy Bruce, 3B1st
	Anthony Maisano, DH2nd
1990	Andy Bruce, 3B1st
	Anthony Maisano, DH1st
1991	Andy Bruce, 3B1st
	Darren Bragg, OF2nd
1992	Jason Varitek, C1st
	Carlton Fleming, 2B2nd
1993	Jason Varitek, C1st
	Brad Rigby, P1st
	Nomar Garciaparra, SS2nd
	Brett Binkley, P2nd
1994	Jason Varitek, C1st
	Nomar Garciaparra, SS1st
	Jay Payton, OF1st
	Brad Rigby, P2nd
1995	Ryan Ritter, OF1st
	Michael Sorrow, SS1st
	Brandon Hensley, 3B2nd
	J.J. Thomas, DH2nd
1996	Mark Fischer, OF1st
	J.J. Thomas, DH1st
	Adam Leggett, 2B2nd
1997	Mark Fischer, OF1st
	Kris Wilson, P1st
	Adam Leggett, 2B2nd
1998	Chuck Crowder, P2nd
1999	Mark Teixeira, 3B1st
2000	Mark Teixeira, 3B1st
	Richard Lewis, 2B1st
	Bryan Prince, C1st
	Jason Basil, OF1st
	Cory Vance, P1st
2001	Bryan Prince, C1st
	Richard Lewis, SS2nd
	Victor Menocal, 3B2nd
2002	Kyle Bakker, P2nd
	Jeremy Slayden, OF2nd
2004	Steven Blackwood, OF1st
	Eric Patterson, 2B1st
2005	Tyler Greene, SS1st
	Blake Wood, P2nd
	Steven Blackwood, OF2nd
	Matt Wieters, DH2nd
2006	Matt Wieters, C1st
	Wes Hodges, 3B2nd
	Danny Payne, OF2nd
2007	Danny Payne, OF1st
	Matt Wieters, C2nd
2008	Derek Dietrich, SS2nd
2009	Deck McGuire, P1st
	Luke Murton, OF1st

Georgia Tech's All-Time

ESPN The Magazine Academic All-Americans

(as selected by CoSIDA; formerly GTE/CoSIDA Academic All-America)

1979	Tommy Thompson, IF2nd team
1993	Nomar Garciaparra, SS3rd team
1994	Nomar Garciaparra, SS1st team
1997	L.J. Yankosky, P1st team
1998	L.J. Yankosky, P1st team
2000	Mark Teixeira, 3B1st team
2002	Matthew Boggs, 2B2nd team
2006	Steven Blackwood, OF3rd team
2008	Charlie Blackmon, OF2nd team
2009	Derek Dietrich, SS2nd team
2010	Derek Dietrich, SS3rd team



The College Sports Information Directors of America (CoSIDA) annually select the ESPN The Magazine Academic All-America Teams. To be nominated, a student-athlete must be a starter or important reserve with at least a 3.20 cumulative grade point average for his career. Athletes are not eligible until they have reached sophomore athletic and academic standing at his current institution.

ACC Honors

ACC Coach of the Year

1983	Jim Morris	38-15
1987	Jim Morris	51-14
1993	Jim Morris	47-14
1997	Danny Hall	46-15
2000	Danny Hall	50-16
2005	Danny Hall	45-19

ACC Athlete of the Year (McKevlin Award)

1987	Riccardo Ingram	OF
------	-----------------	----

ACC Player of the Year

1987	Riccardo Ingram	OF
1991	Andy Bruce	3B
1993	Jason Varitek	C
2000	Mark Teixeira	3B

ACC Pitcher of the Year

2009	Deck McGuire	RHP
------	--------------	-----

ACC Rookie of the Year

1991	Jason Varitek	C
1992	Nomar Garciaparra	SS
1999	Mark Teixeira	3B
2003	Micha Owings	P/1B
2005	Matt Wieters	C

All-Atlantic Coast Conference

(Selected by a vote of the league's 12 head coaches)

1979	Tommy Thompson, 1B	2nd
1980	Gary Newsom, 2B	2nd
1981	Gary Newsom, 2B	2nd
1982	Rick Lockwood, 3B	1st
	Gary Newsom, 2B	1st
1983	Rick Lockwood, 3B	1st
1984	Scott Jordan, CF	1st
1985	Scott Jordan, CF	1st
	Walt McConnell, 3B	1st
	Pete Geist, OF	2nd
	Steve Newbern, OF	2nd
	Jamie Sims, 2B	2nd
1986	Kevin Brown, P	2nd
	Jeff Distasio, 1B	2nd
1987	Ty Griffin, 2B	1st
	Riccardo Ingram, OF	1st
	Jim Poole, P	1st
	K.G. White, OF	1st
	Mike Fowler, OF	2nd
	Roger Kinard, P	2nd
	Billy Parham, 1B	2nd
1988	Ty Griffin, 2B	1st
	Jim Poole, P	1st
	K.G. White, OF	1st
	Pat McGuire, OF	2nd
	Joe Wise, P	2nd
1989	Andy Bruce, 3B	1st
	Anthony Maisano, DH	1st
	Marty Durkin, OF	2nd
	Mike Hostetler, RP	2nd
1990	Darren Bragg, OF	1st
	Andy Bruce, 3B	1st
	Mike Hostetler, SP	1st
	Anthony Maisano, DH	1st
	Jon Anderson, C	2nd
1991	Andy Bruce, 3B	1st
	Darren Bragg, OF	1st
	Jason Varitek, C	2nd
1992	Jason Varitek, C	1st
	Brian Alyea, DH	2nd
	Carlton Fleming, 2B	2nd
	Michael Wolff, 1B	2nd
1993	Brett Binkley, RP	1st
	Nomar Garciaparra, SS	1st
	Brad Rigby, SP	1st
	Jason Varitek, C	1st
	Brandon Hensley, 3B	2nd
	Jay Payton, OF	2nd
	Nomar Garciaparra, SS	1st
	Jay Payton, OF	1st
	Jason Varitek, C	1st
1995	Tucker Barr, C	1st
	Brandon Hensley, 3B	1st
	Ryan Ritter, OF	1st
	Matt Saier, UT	1st
	Michael Sorrow, SS	2nd
	J.J. Thomas, DH	2nd
1996	Michael Sorrow, 3B	1st
	Mark Fischer, OF	1st
	Tucker Barr, C	2nd
	Scott Byers, 1B	2nd
	Adam Leggett, 2B	2nd
	J.J. Thomas, OF	2nd
1997	J.J. Thomas, 1B	1st
	Kris Wilson, P	1st
	David Elder, P	2nd
	Mark Fischer, OF	2nd
1998	Chuck Crowder, P	1st
	Heath Honeycutt, 3B	2nd
	Jay Hood, SS	2nd
	Scott Prather, UT	2nd
	Jose Wrigley, P	2nd
	L.J. Yankosky, P	2nd
1999	Chuck Crowder, P	1st
	Mark Teixeira, 3B	1st
	Jason Basil, OF	2nd
	Eric McQueen, C	2nd
2000	Jason Basil, OF	1st
	Richard Lewis, 2B	1st
	Bryan Prince, C	1st
	Mark Teixeira, 3B	1st
	Cory Vance, P	1st
2001	Bryan Prince, C	1st
	Jason Basil, OF	2nd
	Steve Kelly, P	2nd
	Richard Lewis, SS	2nd
2002	Eric Patterson, 2B	1st
	Kyle Bakker, P	2nd
	Matt Murton, OF	2nd
	Tyler Parker, C	2nd
	Jeff Watchko, P	2nd
2003	Eric Patterson, 2B	1st
	Micha Owings, UT	1st
	Kyle Bakker, P	2nd
	Matt Murton, OF	2nd
2004	Brandon Boggs, OF	1st
	Eric Patterson, 2B	1st
	Micha Owings, UT	1st
	Steven Blackwood, OF	2nd
	Andrew Kown, P	2nd
	Clifton Remole, OF	2nd
2005	Steven Blackwood, OF	1st
	Tyler Greene, SS	1st
	Wes Hodges, 3B	1st
	Matt Wieters, UT	1st
	Jeff Kindel, OF	2nd
	Jeremy Slayden, OF	2nd
	Mike Trapani, 2B	2nd
	Blake Wood, P	2nd
2006	Danny Payne, OF	1st
	Wes Hodges, 3B	2nd
	Matt Wieters, C	2nd
	Jeff Kindel, OF	2nd
2007	Danny Payne, OF	1st
	Matt Wieters, C	1st
2008	Charlie Blackmon, OF	2nd
	Derek Dietrich, SS	2nd
	David Duncan, SP	2nd
	Brad Feltes, 3B	2nd
2009	Deck McGuire, P	1st
	Luke Murton, OF	1st
	Jeff Rowland, OF	1st
	Derek Dietrich, SS	2nd

	Tony Plagman, 1B	2nd
2010	Matt Skole, 3B	1st
	Tony Plagman, 1B	1st
	Derek Dietrich, SS	1st
	Deck McGuire, P	1st
	Thomas Nichols, DH	2nd
	Jed Bradley, P	2nd



In 2009, DECK MCGUIRE (top) became the first player in Yellow Jacket history to be named the Atlantic Coast Conference Pitcher of the Year.

ACC Honor Roll

The ACC annually recognizes the student-athletes who achieve a grade point average of 3.0 or higher for the academic year.

1980	Doug Blemker, Rich Robbins
1981	Joe Lattanzi, Richard O'Brien, David Trapani
1982	Rick Lockwood, Richard O'Brien, Alan Walker
1983	Steve Newbern
1984	Doug Boomer, Jeff Distasio, Steve Newbern, George Shirilla, Pete Stephens
1985	Rob Beistline, Chuck Maisano, Steve Newbern, Jim Poole, Carl Sittler, Pete Stephens
1986	Keith Kerver, Pete Stephens
1987	Keith Kerver, Carl Sittler
1988	Alan Cape
1989	Billy Harris
1991	Matt Barr, Tim Crutcher, Dave Wiggins
1992	Matt Barr, Carlos Cason, Nomar Garciaparra, Jay Payton, Brad Rigby
1993	Matt Barr, Nomar Garciaparra, Ryan Ritter
1994	Matt Barr, Tucker Barr, Adam Easterling, Nomar Garciaparra, Brandon Hutchins, Scott McIntyre, L.J. Yankosky
1995	Adam Easterling, L.J. Yankosky
1996	Adam Easterling, Steven Kidd, Lance Shannon, Bobby Willner
1997	Jeff Bien, Adam Easterling, Heath Honeycutt, Jahmal Overton, L.J. Yankosky
1998	Jason Atha, Matthew Boggs, Derik Goffena, Jahmal Overton, Brad Stockton, L.J. Yankosky
1999	Jason Atha, Jason Basil, Matthew Boggs, Steve Economos, Richard Lewis, Jahmal Overton, Brad Stockton, Mark Teixeira
2000	Matthew Boggs, Kevin Cameron, Derik Goffena, Steve Kelly, Richard Lewis, Jahmal Overton, Jason Perry, Philip Perry, Wes Rynders, Matthew Swain, Mark Teixeira, Cory Vance, Jeff Watchko
2001	Kyle Bakker, Matthew Boggs, Derik Goffena, Steve Kelly, Cameron Lane, Philip Perry, Brian Sager, Brad Stockton, Mark Teixeira
2002	Jordan Crews, Eric Patterson, Jason Perry, Philip Perry, Mike Trapani, Jeff Watchko
2003	Steven Blackwood, Jordan Crews, Michal Owings, Philip Perry, Mike Trapani, Jeff Watchko
2004	Jordan Crews, Jared Hyatt, Jason Neighborgall, Michal Owings, Ryan Stanley
2005	Steven Blackwood, Jordan Crews, Tim Gustafson, Loyall Gause, Lee Hyde, Jake Hall, Cameron Lane, Ryan Turner
2006	Steven Blackwood, Jay Dantzler, Brad Feltes, Michael Fisher, Tim Gustafson, Jason Haniger, Chris Hicks, Jared Hyatt, Lee Hyde, Brad Rulon, Ryan Tinkoff, Ryan Turner, Blake Wood
2007	Charlie Blackmon, Eddie Burns, Jay Dantzler, Brad Feltes, Michael Fisher, Jason Garafalo, Jason Haniger, Chris Hicks, Jared Hyatt, Tony Plagman, Ryan Turner, Zach Von Tersch
2008	Charlie Blackmon, Chase Burnette, Eddie Burns, Jay Dantzler, Sean Devine, Derek Dietrich, Jesse Dubberly, Brad Feltes, Jason Garafalo, Jason Haniger, Chris House, Cole Leonida, Elliott Ogawa, Tony Plagman, Jeff Rowland, Brad Rulon, Matt Simonds, Ryan Tinkoff, Jeff Ussery, Zach Von Tersch
2009	Jed Bradley, Zach Brewster, Chase Burnette, Brandon Cumption, Jay Dantzler, Sean Devine, Jarrett Didrick, Derek Dietrich, Jacob Esch, Jason Haniger, Chris House, Kevin Jacob, Cole Leonida, Patrick Long, Evan Martin, Thomas Nichols, Elliott Ogawa, Tony Plagman, Andrew Robinson, Jeff Rowland, Matt Simonds, Jeff Ussery, Zach Von Tersch, Connor Winn

All-ACC Academic Baseball Team

Beginning in 2006, the ACC began recognizing student-athletes that excelled both on the diamond and in the classroom (achieving a 3.0 grade point average or higher for the academic year as well as during his entire academic career).

2006	Steven Blackwood, Tim Gustafson, Lee Hyde, Brad Rulon, Ryan Turner
2007	Brad Feltes, Michael Fisher, Jared Hyatt, Tony Plagman
2008	Charlie Blackmon, Brad Feltes, Jason Haniger, Tony Plagman
2009	Derek Dietrich, Jason Haniger, Chris House, Tony Plagman, Jeff Rowland, Zach Von Tersch



RICCARDO INGRAM (above) won the ACC Player of the Year and the McKevlin Award, recognizing the ACC's top male athlete, in 1987. NOMAR GARCIAPARRA (right) became the second Yellow Jacket to receive the league's top rookie honors when he was named the ACC Rookie of the Year in 1992.



2011 YELLOW JACKET BASEBALL

SEC, Metro & Miscellaneous Honors

All-Southeastern Conference

1939	Billy Gibson.....SS
1951	Chappell Rhino.....2B
	Bob Lusk.....3B
1953	Chappell Rhino.....UT
1954	Larry Morris.....RF
1955	Bobby McCauley.....UT
1956	Lane Akers.....SS
1957	Johnny Menger.....3B
	Bud Blemker.....P
	Lane Akers.....UT
1959	Bud Blemker.....P
	George Inman.....C
	Roger Kaiser.....OF
	Mike Thomas.....2B
1960	Ed Chambless.....P
	George Inman.....C
1961	Charlie Thompson.....OF
	Billy Williamson.....UT*
1962	John Gher.....1B
	Richard Conliff.....C*
1963	Jimmy Adams.....C*
*Eastern Division	

All-Metro Conference

1976	Jim Giuliani.....OF
1977	Rich Robbins.....OF
	Jerry Bass.....P

Helms Hall of Fame

Joe Pittard, Coach..... 1946-61

Georgia Sports

Hall of Fame

Athlete of the Year

1988	Ty Griffin.....2B
1994	Jason Varitek.....C

Atlanta Dugout Club

College Player of the Year

1971	Mike Sorrow
1976	David Middour
1991	Andy Bruce
1992	Jason Varitek
1993	Jason Varitek
1994	Jason Varitek
1996	Michael Sorrow
1997	Mark Fischer
2003	Micah Owings
2004	Andrew Kown

Team Honors Since 1982

MVP

1982	Rick Lockwood.....3B
1983	Chris Morgan.....OF-1B
1984	Scott Jordan.....OF
1985	Scott Jordan.....OF
1986	Jeff Distasio.....1B
	Keith Kerver.....SS
1987	Riccardo Ingram.....OF
1988	Ty Griffin.....2B
1989	Darren Bragg.....OF-IF
1990	Darren Bragg.....OF
1991	Carlton Fleming.....2B
1992	Jason Varitek.....C
1993	Jason Varitek.....C
1994	Nomar Garciaparra.....SS
1995	Ryan Ritter.....OF-2B
1996	Mark Fischer.....OF
1997	Mark Fischer.....OF
1998	Heath Honeycutt.....IF
1999	Mark Teixeira.....3B
2000	Mark Teixeira.....3B
	Bryan Prince.....C
2001	Richard Lewis.....2B-SS
2002	Victor Menocal.....SS-P
2003	Micah Owings.....P-DH
2004	Eric Patterson.....2B
2005	Tyler Greene.....SS
2006	Matt Wieters.....C
2007	Matt Wieters.....C
2008	Charlie Blackmon.....OF
2009	Luke Murton.....OF

Outstanding Pitcher

1983	Stu Rogers.....L
1984	George Shinilla.....R
1985	Kevin Brown.....R
1986	Keith Fleming.....R
1987	Todd Shiver.....R
1988	Scott Erwin.....R
1989	Doug Creek.....L
1990	Mike Hostetter.....R
1991	Marc Pisciotto.....R
1992	Brent Colson.....L
1993	Brad Rigby.....R
1994	Al Gogolin.....R
1995	Kris Wilson.....R
1996	David Elder.....R
1997	Kris Wilson.....R
1998	Chuck Crowder.....L
1999	Chuck Crowder.....L
2000	Cory Vance.....L
2001	Steve Kelly.....R
2002	Kyle Bakker.....L
2003	Brian Burks.....R
2004	Andrew Kown.....R
2005	Blake Wood.....R
2006	Lee Hyde.....L
2007	David Duncan.....L
2008	David Duncan.....L
2009	Deck McGuire.....R

Most Dedicated Player

1983	Rick Lockwood.....3B
1984	Keith Kerver.....SS
1985	Carl Sittler.....UT
1986	John Stewart.....P
1987	Keith Kerver.....SS
1988	Jim Poole.....P
1989	Brian Fleury.....C
1990	Jon Anderson.....C
1991	Doug Creek.....P
1992	Carlton Fleming.....2B
1993	Jason Varitek.....C
1994	Jason Varitek.....C
1995	Brandon Hensley.....3B
1996	Adam Leggett.....2B
1997	Adam Leggett.....2B
1998	Jahmal Overton.....OF
1999	Jahmal Overton.....OF
2000	Jahmal Overton.....OF
2001	Matthew Boggs.....OF-2B
2002	Matthew Swain.....OF
2003	Matthew Swain.....OF
2004	Mike Trapani.....IF
2005	Cameron Lane.....IF-OF
2006	Jeff Kindel.....OF
2007	Eddie Burns.....P
2008	Brad Feltes.....3B
2009	Jeff Rowland.....OF

Mr. Hustle Award

1983	Steve Newbern.....OF
1984	Steve Newbern.....OF
1985	Steve Newbern.....OF
1986	K.G. White.....OF
1987	David Ivester.....C
1988	David Ivester.....C
1989	David Ivester.....1B
1990	Tom Green.....OF
1991	Reggie Johnson.....OF-3B
1992	Reggie Johnson.....1B
1993	Scott McIntyre.....2B
1994	Scott McIntyre.....2B
1995	Adam Leggett.....2B-3B
1996	Adam Leggett.....2B
1997	Adam Leggett.....2B
1998	Eric McQueen.....C
1999	Eric McQueen.....C
2000	Matthew Swain.....IF
2001	Brian Jackson.....3B
2002	Matthew Boggs.....3B
2003	Mike Trapani.....IF
2004	Cameron Lane.....IF-OF
2005	Mike Trapani.....2B
2006	Mike Trapani.....2B
2007	Jon Haniger.....C
2008	Jon Haniger.....C
2009	Chris House.....OF

Outstanding Scholar-Athlete

1983	Pete Stephens.....C
1984	Steve Newbern.....OF
1985	Steve Newbern.....OF
1986	Pete Stephens.....C
1987	David Ivester.....C
1988	David Ivester.....C
1989	Billy Harris.....P
1990	Dave Wiggins.....C
1991	Dave Wiggins.....OF
1992	Matt Barr.....C
1993	Matt Barr.....C
1994	Matt Barr.....C
1995	Adam Easterling.....OF
1996	Adam Easterling.....OF
1997	L.J. Yankosky.....P
1998	L.J. Yankosky.....P
1999	Matthew Boggs.....2B-OF
2000	Philip Perry.....P
2001	Brad Stockton.....OF
2002	Jordan Crews.....P
2003	Jordan Crews.....P
2004	Jordan Crews.....P
2005	Jordan Crews.....P
2006	Steven Blackwood.....OF
2007	Jared Hyatt.....P
2008	Charlie Blackmon.....OF
2009	Jon Haniger.....C

Rookie of the Year

1983	Walt McConnell.....2B-3B
1984	Jeff Mons.....C
1985	K.G. White.....OF
1986	Frank Bolick.....3B
1987	Sam Drake.....P
1988	Doug Creek.....P
1989	Tom Green.....OF
1990	Carlton Fleming.....2B
1991	Jason Varitek.....C
1992	Nomar Garciaparra.....SS
1993	Ryan Ritter.....OF-2B
1994	Tucker Barr.....C-P
1995	J.J. Thomas.....OF-DH
1996	Chuck Crowder.....P
1997	Jeff Bien.....P
1998	Matthew Boggs.....2B
1999	Mark Teixeira.....3B
2000	Jeff Watchko.....P
2001	Matt Murton.....OF-DH
2002	Eric Patterson.....2B
2003	Micah Owings.....P-DH
2004	Wes Hodges.....3B
2005	Matt Wieters.....C-P
2006	David Duncan.....P
2007	Patrick Long.....IF
2008	Derek Dietrich.....SS
2009	Deck McGuire.....P
	Matt Skole.....3B

Tournament History

1959 Miami Sports Carnival

Miami, Fla. - [Champion]
L Miami, 3-4
W Yale, 4-0
T Miami, 2-2
T Yale, 4-4
W Miami, 15-3
W Yale, 8-5
W Miami, 4-0

1964 Florida State Invitational

Tallahassee, Fla.
L Florida State, 0-5
L Florida State, 2-3
W N.E. Louisiana St., 7-4
W N.E. Louisiana St., 3-2

1986 Rainbow Easter Tournament

Honolulu, Hawaii [Champion]
L Hawaii, 2-6
W Waseda, 9-1
W Sacramento St., 4-3 (12 inn.)
W Hawaii-Pacific, 4-3 (10 inn.)
W Santa Clara, 19-11
W Sacramento State, 8-1
W Santa Clara, 6-1
W Hawaii, 9-2
W Hawaii-Pacific, 5-1
L Waseda, 3-8

Double round-robin.
All-Tournament: Outstanding Pitcher Kevin Brown, P; Jeff Distasio, 1B; Keith Kerver, SS; Riccardo Ingram, OF

1988 Desert Classic

Las Vegas, Nev. [Fourth Place]
L Oklahoma, 4-6
L Nevada-Las Vegas, 8-13
W Texas Christian, 8-4
L Oklahoma, 2-3*
L Texas Christian, 4-6*

*Round-robin det. seeding for playoff.
All-Tournament: Ty Griffin, 2B

1989 Pillsbury Classic

Minneapolis, Minn. [Fifth Place]
L Arizona, 1-3
L Minnesota, 4-14
L Oklahoma State, 4-5
L Arizona, 4-12 (7 inn.)

Round-robin

1990 Rainbow Spring Tournament

Honolulu, Hawaii [Third Place]
L Hawaii, 5-6
L Wright State, 1-6 (8 inn.)
W Oklahoma State, 8-2 (8 inn.)
L Iowa, 1-4 (8 inn.)
L Creighton, 4-5 (8 inn.)
W Iowa, 15-1 (8 inn.)
W Hawaii, 9-2
W Wright State, 4-3 (10 inn.)
L Oklahoma State, 4-7 (6 inn.)
W Creighton, 3-2 (10 inn.)

Double round-robin.
All-Tournament: Darren Bragg, OF; Andy Bruce, DH; Carlton Fleming, 2B; Mike Hostetter, P

1992 Busch Challenge VI

New Orleans, La.
L Louisiana State, 2-3
W New Orleans, 5-4
W Tulane, 10-2

Round-robin with three Georgia teams against three Louisiana teams

All-Tournament: Carlton Fleming, 2B; Jason Varitek, C; Reggie Johnson, DH

1993 Olive Garden Classic

Kissimmee, Fla. [Champion]
W Auburn, 5-4
W Central Florida, 13-2
W Pepperdine, 5-4
W Pepperdine, 3-2*

*Round-robin, championship.
All-Tournament: MVP David Newhan, 1B; Scott McIntyre, 2B; Jay Payton, OF; Michael Smith, OF

1993 Oscar Mayer Classic

Minneapolis, Minn. [Champion]
W Cal St.-Fullerton, 7-6 (11 inn.)
W Arkansas, 3-2
W Minnesota, 11-3

Round-robin

All-Tournament: MVP Jay Payton, OF; Brett Binkley, P; Nomar Garciaparra, SS; Buck Hall, P; Jason Varitek, C; Michael Sorrow (top hitter)

1994 Anaheim Hilton Classic

Fullerton, Calif.
L Oklahoma, 6-8
W San Diego, 5-4 (11 inn.)
L Cal State-Fullerton, 0-2

Round-robin

1995 Desert Classic

Las Vegas, Nev. [Third Place]

W Utah, 10-2
W Washington, 19-8
W Nevada-Las Vegas, 14-11
L Washington, 10-15
W Utah, 20-5*

*Round-robin determined seeding for playoff.

1996 Olive Garden Classic

Kissimmee, Fla.
L Alabama, 2-7
L Texas Tech, 4-8
L Central Florida, 7-8

Round-robin, no champion

All-Tournament: Adam Leggett, 2B

1999 Disney Baseball Bash

Lake Buena Vista, Fla.
L Auburn, 12-17
L Oklahoma, 0-12
W Jacksonville, 14-1

Round-robin, no champion

2000 Kia Baseball Bash

Fullerton, Calif.
L Southern California, 2-9
Mississippi State, rained out
Cal State-Fullerton, rained out

Round-robin, no champion

2001 Rice Invitational

Houston, Tex.
W Lamar, 11-9
L Rice, 4-5
W Nebraska, 15-8

Round-robin, no champion

2002 Baseball at the Beach

Myrtle Beach, S.C.
W Coastal Carolina, 2-1
L South Carolina, 3-8
W Virginia Commonwealth, 8-2

Round-robin, no champion

2003 Memorial Health

Diamond Classic Savannah, Ga.
W Rider, 8-1
W Michigan, 7-6
W Armstrong Atlantic State, 12-4

Round-robin, no champion

2004 Kia Baseball Bash

Fullerton, Calif.
L Southern California, 2-9
L Cal State Fullerton, 1-7
L Oklahoma, 2-6


Round-robin, no champion

2006 Baseball at the Beach

Myrtle Beach, S.C.
W Tennessee, 8-5
W VCU, 8-2 (6 inn.)
Coastal Carolina, rained out

Round-robin, no champion

Overall Record: 44-33-2



A two-sport star at Georgia Tech, **ROGER KAISER** (top) was an All-SEC outfielder as well as a consensus All-American in basketball. All-SEC third baseman **BOB LUSK** batted .465 in 1951, the modern-day school record for highest batting average in a season on the Flats.

Yellow Jackets and Team USA

Year	Player/Coach	Events (Medal)
1985	Kevin Brown, P	
1987	Ty Griffin, 2B	Pan American Games, Indianapolis (Silver)
	Jim Poole, P	Pan American Games, Indianapolis (Silver)
	Jim Morris, Assistant Coach	Pan American Games, Indianapolis (Silver)
1988	Ty Griffin, 2B	Olympics, Seoul, Korea* (Gold)
	Jim Poole, P	Pre-Olympic Exhibition Tour
	Marty Durkin, 3B	Int'l Harbor Tournament, Taiwan
1989	Doug Creek, P	Intercontinental Cup, Puerto Rico (6th)
	Mike Hostetler, P	Presidential Cup, Taiwan (Silver)
	Marc Pisciotta, P	Presidential Cup, Taiwan (Silver)
	Jim Morris, Head Coach	Presidential Cup, Taiwan (Silver)
	Rick Jones, Assistant Coach	Presidential Cup, Taiwan (Silver)
1990	Mike Hostetler, P	Goodwill Games, Seattle (Bronze), World Championship, Canada (7th), IBA World All-Star Game, Atlanta
	Darren Bragg, OF	Goodwill Games, Seattle (Bronze), World Championship, Canada (7th)
	Jim Morris, Head Coach	Goodwill Games, Seattle (Bronze), World Championship, Canada (7th), IBA World All-Star Game, Atlanta
	Rick Jones, Assistant Coach	Goodwill Games, Seattle (Bronze), World Championship, Canada (7th)
1991	Jason Varitek, C	Invited to trials, but did not participate
1992	Nomar Garciaparra, SS	Olympics, Barcelona, Spain
	Jason Varitek, C	Olympics, Barcelona, Spain
1993	Nomar Garciaparra, SS	IBA World All-Star Game, Tokyo, Japan
1997	Chuck Crowder, P	Intercontinental Cup
2000	Richard Lewis, 2B	Honkbal Cup, The Netherlands (Gold)
	Mark Teixeira, 3B	Honkbal Cup, The Netherlands (Gold)
2002	Kyle Bakker, P	FISU World Championships, Messina, Italy (Silver)
	Eric Patterson, 2B	FISU World Championships, Messina, Italy (Silver)
2003	Tyler Greene, SS-3B	Pan American Games, Dominican Republic (Silver)
	Mike Nickeas, C	Pan American Games, Dominican Republic (Silver)
	Micah Owings, P-DH	Pan American Games, Dominican Republic (Silver)
	Eric Patterson, 2B	Pan American Games, Dominican Republic (Silver)
2005	Wes Hodges, 3B	Exhibition tour
	Matt Wieters, C-P	Exhibition tour
2008	Derek Dietrich, SS	Harlem Baseball Tournament (Champion), FISA World Championships, Czech Republic (Gold)

*Demonstration sport

DEREK DIETRICH (left) helped the USA Baseball National Team to the gold medal at the FISA World Championships in 2008.

NOMAR GARCIPARRA and **JASON VARITEK** (left) were on the 1992 USA team which was the first to compete for an Olympic medal in Barcelona, Spain. **JIM MORRIS** (below, center) was the pitching coach on the silver medal-winning USA team, which also included second baseman **TY GRIFFIN** and pitcher **JIM POOLE**, in the 1987 Pan American Games.

Third baseman **WES HODGES** (left) and utility player **MATT WIETERS** (below) played with the USA Baseball National Team in 2005.

Four players - (from left) **ERIC PATTERSON**, **MIKE NICKEAS**, **MICAH OWINGS** and **TYLER GREENE** - represented Georgia Tech on the silver medal-winning USA Baseball Team at the Pan American Games in 2003.

Georgia Tech Hall of Fame

Player, Pos.	Year Inducted
Lane Akers, SS	1969
Tom Angley, C	1970
Frank Asbury, OF	1977
Jerry Bass, P	1983
John P. Baum, 3B	1968
Bud Blemker, P	1970
Cam Bonifay, IF	1982
Darren Bragg, OF	2002
Kevin Brown, P	1991
Andy Bruce, 3B	2001
Randy Carroll, 2B	1976
Kid Clay, Coach	1973
Doug Creek, P	2001
Chuck Crowder, P	2010
Craig Day, P	1962
Larry Elliott, SS	1981
Scott Erwin, P	2000
K.J. (Wooch) Fielder, OF	1961
Mark Fischer, OF	2008
Keith Fleming, P	1991
Nomar Garciaparra, SS	2004
Billy Gibson, SS	1973
Ty Griffin, 2B	1994
Mike Hostetler, P	2001
John Hyder, Coach	1956
Louis Ingram, OF	1978
Riccardo Ingram, OF	1995
George Inman, C	1979
Jim Ison, 1B-OF	1963
Scott Jordan, OF	1990

Ed Jones	1971
Player, Pos.	Year Inducted
Henry Kalb, P	2005
Bert Kizer, 1B	1984
Ed LaFitte, P	1958
Rick Lockwood, 3B	1989
Jim Luck, IF, Coach	1972
Bob Lusk, 3B	1985
Bobby McCauley, IF	1975
Walt McConnell, 3B	1993
Johnny Menger, C-3B	1970
Jim Morris, Coach	1999
Gary Newsom, 2B	1992
Jay Payton, OF	2005
Joe Pittard, Coach	1968



Over the last 52 years, 63 former Yellow Jacket baseball players and coaches have been inducted into Georgia Tech's Athletics Hall of Fame, including former first baseman **J.J. THOMAS** (left) and pitcher **KRIS WILSON** (right), 2009 inductees.



JASON VARITEK (left), a Georgia Tech Hall of Fame inductee in 2004, and head coach **DANNY HALL** (center) joined **BRAD RIGBY** (right) at his induction ceremony in 2006.

Jim Poole, P	1997
Player, Pos.	Year Inducted
Jerry Priestley, P	1982
H.F. Reagin, C	1983
Bobby Reeves, SS	1985
Chappell Rhino, 2B	1974
Brad Rigby, P	2006
L.W. (Chip) Robert, OF	1959
Mike Schisler, P	1980
E.C. Settle, OF	1980
Todd Shiver, P	1999
Mike Sorrow, P	1979
Sloan Stribling	1984
J.J. Thomas, 1B	2009
Sunshine Thompson, P	1965
Tommy Thompson, 1B	1986
Ted Tomasovich, OF	1986
Jason Varitek, C	2004
K.G. White, OF	1998
Kris Wilson, P	2009

Baseball Benefit Dinner

Late in his tenure at Georgia Tech, former Yellow Jacket baseball head coach Jim Morris began the tradition of hosting an annual Georgia Tech Baseball Benefit Dinner, with all proceeds collected at the event going directly to the Yellow Jacket baseball program.

Early in its history, such luminaries as Tommy Lasorda and Jim Lefebvre, as well as Major League Baseball general managers Cam Bonifay and John Schuerholz, served as guest speakers.

Today it has grown into a full-fledged event that not only includes an exceptional speaker, but also both live and silent auctions with all proceeds benefitting the Yellow Jacket baseball program. Additionally, attendees have the chance to meet the members of the upcoming season's baseball team before they take the field for the first time.

The event takes place in late January or early February every year.

#-Positions listed were held were at the time of speaking engagement

GUEST SPEAKERS SINCE 1997

- 1997 - Sparky Anderson**
Former Major League manager
- 1998 - Kevin Brown and Nomar Garciaparra**
Active Major Leaguers and Former GT All-Americans
- 1999 - Joe Torre**
Active Major League manager (New York Yankees)
- 2000 - Jimmy Williams**
Active Major League manager (Boston Red Sox)
- 2001 - Peter Gammons**
ESPN Baseball Analyst
- 2002 - Jason Varitek**
Active Major Leaguer (Boston Red Sox)/Former GT All-American
- 2003 - Tommy Lasorda**
Former Los Angeles Dodgers Manager
- 2004 - Kevin Brown/1994 College World Series Team Honored**
Active Major Leaguer (New York Yankees)/Former GT All-American
- 2005 - John Smoltz**
Active Major Leaguer (Atlanta Braves)
- 2006 - Nomar Garciaparra**
Active Major Leaguer (Chicago Cubs)/Former GT All-American
- 2007 - Mark Teixeira**
Active Major Leaguer (Texas Rangers)/Former GT All-American

Georgia Tech welcomed back **NOMAR GARCIPARRA** (left), who was joined by his wife **MIA HAMM**, for the 2006 Baseball Benefit Dinner. The two are shown here with head coach **DANNY HALL** and his wife **KARA**.



- 2008 - Chipper Jones**
Active Major Leaguer (Atlanta Braves)
- 2009 - Jeff Francoeur**
Active Major Leaguer (Atlanta Braves)
- 2010 - Tom Glavine**
Active Major Leaguer (Free Agent)
- 2011 - Scott Boras**
Baseball Sports Agent



Head coach **DANNY HALL** (right) presents keynote speaker **MARK TEIXEIRA** with his framed jersey on a night when the Yellow Jackets honored the former All-American at their annual Baseball Benefit Dinner in 2007.

All-Time Records: Coaches and Captains

Year	Team Captain(s)	Record	Conf.
1900	Weldon Henley	3-4	
1901	Weldon Henley	9-5	
Todd:		12-9 (.571)	
1902	E.C. Patterson	5-8	
Sammy Strang:		5-8 (.385)	
1903	Brinson	9-9	
Irving:		9-9 (.500)	
1904	Sam Woodward	15-7	
1905	Sam Woodward	13-4	
1906	Craig Day	23-3	
1907	Ed Lafitte	10-5-1	
1908	L.W. Robert	9-12	
1909	Corlis Buchanan	13-8-1	
1910	Harry Holland	11-5-1	
1911	Harry Holland	7-6	
1912	Carl Sloan	8-10	
1913	Fairfax Montague	9-8	
1914	Murphy Pound	12-8	
1915	Edgar Montague	7-8-2	
1916	J.C. Senter	14-6	
1917	Albert Hill	12-7	
John Heisman:		163-97-5 (.625)	
1918	Shorty Guill	10-7	
1919	Charlie Turner	9-9	
1920	Tip Wheeler	16-2 [®]	
Joe Bean:		35-18 (.660)	
1921	Frank Asbury	18-4-1 [®]	
1922	Red Barron	14-9	
1923	Ed Morgan	16-2-2 ¹	
1924	Johnny Baum	9-14	
1925	Joe Palmisano	14-7	
1926	Bobby Reeves	21-4-1 ¹	
1927	Tom Angley	18-10	
1928	Arthur McCash	15-6	
1929	Jimmie Stevens	6-14-1	
1930	Bill Terrell	8-16	
1931	Fred Holt	8-13	
Kid Clay:		147-99-5 (.596)	
1932	Dewey Waldrop	4-11-2	
1933	Bill Hogsd	4-10	3-7 SEC
1934	Tommy Sprading	10-10	8-9 SEC
1935	Sundial Martin	7-6	3-3 SEC
<i>Georgia Tech had no baseball team in 1936</i>			
1937	Carl Waits	4-7	4-7 SEC
1938	Harry Appleby	7-10	5-8 SEC
1939	Bill Gibson	7-10	3-9 SEC
Bobby Dodd:		43-64-2 (.404)	
		SEC Record: 26-43 (.377)	


Year	Team Captain(s)	Record	Conf.
1940	unknown	5-10-1	5-9-1 SEC
1941	unknown	10-8	10-8 SEC
1942	unknown	8-10	7-7 SEC
1943	Charlie Smith, Duck Smith	3-8	2-5 SEC
<i>Georgia Tech had no baseball teams in 1944 and 1945</i>			
Roy Mundorff:		26-36-1 (.421)	
		SEC Record: 24-29-1 (.454)	
1946	Frank Broyles	10-2	0-0 SEC
1947	Henry Kalb	7-6	6-6 SEC
1948	Lewis Haak	11-9*	11-7 SEC
1949	Red Shoenning	10-14	9-11 SEC
1950	Bob Bossons	7-11	7-11 SEC
1951	Bob McCoy	11-12	8-12 SEC
1952	Chappell Rhino	8-11-1	8-11-1 SEC
1953	Clyde Young	8-13	7-10 SEC
1954	Charlie Brannon	9-13-1	6-10 SEC
1955	Larry Morris, Dave Redford	15-9	10-6 SEC
1956	Bill Cohen	11-12	4-9 SEC
1957	Lane Akers	18-8-1*	13-3 SEC
1958	Earl Moore, Ted Thomas	7-17	5-12 SEC
1959	Doug Veazey	17-9-2*	11-4 SEC
1960	George Inman	14-11	9-7 SEC
1961	Roger Kaiser	6-16-2	6-11 SEC
Joe Pittard:		169-173-7 (.494)	
		SEC Record: 120-130-1 (.480)	
1962	John Gher	8-16	6-11 SEC
1963	Richard Conliff	9-18	4-13 SEC
1964	Jimmy Adams	9-15	3-10 SEC
1965	Jimmy Adams, Ron Scharf	20-8-2	
1966	Pete Caldwell	14-16	
1967	Cleve Fowler	21-11	
1968	Ronnie King	21-13	
1969	Floyd Harris	16-12	
1970	David Glover	17-7-1	
1971	Brannon Bonifay	31-6*	
1972	Larry Elliot	21-10	
1973	Dick Steed	20-6-2	
1974	Cam Bonifay, H.F. Reagin	20-17	
1975	Frank Turner	12-17	
1976	Jim Giuliani	12-22	
1977	Jerry Bass, Bert Kizer	18-12	
1978	Bobby Jackson	14-15	
1979	Steve Davison, Gary Hardie, Doug Ibele, Mike Macon	15-16	
1980	Tommy Thompson	8-19	3-10 ACC
1981	Tommy Thompson	14-24	1-13 ACC
Jim Luck:		320-280-5 (.533)	
		ACC Record: 4-23 (.148)	
		SEC Record: 13-34 (.277)	

Year	Team Captain(s)	Record	Conf.
1982	Rick Lockwood, Greg Woodward	29-20	6-8 ACC
1983	Rick Lockwood, Greg Woodward	38-15	6-8 ACC
1984	Pete Geist, Chris Morgan	36-19	5-7 ACC
1985	Pete Geist, Scott Jordan	42-19-1*	6-7-1 ACC
1986	Keith Fleming, Carl Sittler, Pete Stephens	45-23*	10-4 ACC
1987	Keith Kerver	51-14*	17-4 ACC
1988	Jim Poole, Roger Roddy	45-24*	12-8 ACC
1989	Jon George, David Ivester	38-26*	13-6 ACC
1990	Jon Anderson, Tom Green	46-25*	9-9 ACC
1991	Doug Creek	42-26*	12-8 ACC
1992	Carlton Fleming, Reggie Johnson, Jason Varitek	45-19*	14-9 ACC
1993	David Albert, Jason Varitek	47-14*	16-6 ACC
Jim Morris:		504-244-1 (.674)	
		ACC Record: 126-84-1 (.600)	
1994	Al Gogolin, Jason Varitek	50-17**	16-8 ACC
1995	Brandon Hensley, Scott Byers	38-22*	16-8 ACC
1996	Scott Byers, Michael Sorrow	40-24*	13-11 ACC
1997	Adam Leggett, Jase Wrigley	46-15*	19-4 ACC
1998	Chuck Crowder, Jay Hood	41-22*	14-9 ACC
1999	Chuck Crowder, Eric McQueen	38-20	12-12 ACC
2000	Jahmal Overton, Bryan Prince, Mark Teixeira	50-16**	18-6 ACC
2001	Mark Teixeira, Matthew Boggs	41-20*	13-11 ACC
2002	Victor Menocal, Matthew Boggs	52-16**	14-9 ACC
2003	Eric Patterson, Matthew Swain, Jeff Watchko	44-18**	17-7 ACC
2004	Brian Burks, Micah Owings, Eric Patterson	44-21*	18-5 ACC
2005	Tyler Greene, Cameron Lane, Mike Trapani	45-19**	22-8 ACC
2006	Jeff Kindel, Mike Trapani	50-18**	19-11 ACC
2007	Wally Crancer, Michael Fisher, Matt Wieters	32-25	15-14 ACC
2008	Eddie Burns, Brad Feltes	41-21*	16-14 ACC
2009	Jason Haniger, Chris House	38-19-1*	17-10-1 ACC
2010	Luke Murton, Cole Leonida, Tony Plagman	47-15, 21-9 ACC	
Danny Hall:		737-328-1 (.688)	
		ACC Record: 280-156-1 (.638)	


*ACC Champions; +NCAA Tournament; #College World Series;
%SEC Champions; !Southern Conference Champions; @S.I.A.A. Champions

Former Assistant Coaches

Chip Baker (1984)	Rick Jones (1990-93)
James Beavers (1982-84)	Bob Laurie (1988-91)
Brannon Bonifay (1982-83)	Paul Mears (1992-94)
Cam Bonifay (1988)	Mark Matulia (1985-86)
Steve Fleming (1987)	Joe McFarland (1983-85)
Steve Givens (1985)	Bobby Moranda (2002-07)
Jeff Guy (1994-2001)	Scott Stricklin (2002-04)
Rick Hatcher (1994)	Turtle Thomas (1986-87)
Josh Holliday (2005-07)	Mike Trapasso (1995-2001)
	Leon Wurth (1989)




JOHN HEISMAN




JOE PITTARD




JIM MORRIS



BOBBY DODD



JIM LUCK



DANNY HALL

Letterwinners

aaa

Aaron, Robert J. III	1997-98
Abate, Charles M.	1953-60
Adams, James B., Jr.	1963-65
Akers, Lane	1954-57
Albert, David R.	1992-93
Alsea, Brian F.	1990-92
Anderson, Jonathan C.	1989-90
Andreas, Michael J.	2002
Andrews, L.S., Jr.	1951-52
Anthony, Emile D., III	1963-65
Archer, Hoke S., Jr.	1956
Atkins, Jason E.	1998-99
	1953

Burnette, J. Chase	2008-10
Burns, Edwin T.	2006-08
Burns, Justin R.	1977
Burton, James C. (mgr)	1961-63
Busbin, Bradley J.	1999-00
Byers, Scott B.	1993-96
Byrd, Anthony J.	1990-92
Byrd, Marlon, J.	1996

Drake, Samuel B.	1987-89
Dubberly, Jesse B. (mgr)	2005-06
Duncan, David E.	2006-08
Duncan, Geoffrey L., Jr.	1994-96
Dunn, Charles E., III	1981-84
Durkin, Martin W.	1988-89
Dupart, Curtis D.	2007
Dwyer, Timothy P.	1988-89
Dyer, Vaughn	1952

Gher, John K.	1960-62
Gibson, Robert D.	1967-69
Gibson, W.C.	1939
Gilbert, Thomas E.	1972-75
Giuliani, James E.	1974-76
Giuliani, Raymond A., Jr.	1971-72
Gladwin, Robert U.	1992
Glover, David E.	1968-70
Goffena, Derek D.	1998-01
Gogolin, Elton W., III	1992-94
Goodman, Christopher M.	2002-03
Goodman, John T.	2004, 2006-07
Gookin, Richard B.	1956-57
Graham, Howell	1951
Grant, Walter B.	1955-56
Green, Thomas F.	1989-90
Greene, J. Tyler	2003-05
Griffin, Carey D.	1982
Griffin, James J.	1967-68
Griffin, Tyronne V.	1986-88
Grimm, David F.	1975
Groce, E. Garrett	2002
Guenther, J. Bradley (mgr)	1988
Gustafson, Timothy C.	2005-06
Guyton, R.V.	1951

Hargrave, James I., Jr.	1968-71
Harnage, Mallie J., Jr.	1956
Harof, Doug A.	1987-89
Harrell, Robert M., Jr.	1972-75
Harris, Gaston C., Jr.	1963-64
Harris, J. Floyd	1967-69
Harris, William J., Jr.	1989-91
Harris, W. Lloyd	1967-69
Harrison, Kyle (mgr)	1991-93
Hartzog, Henry M.	1963
Harvin, Charles R.	1949-51
Hawkins, John W., Jr.	1961
Hawranick, Andrew	2003-06
Haynes, Kenneth (mgr)	1964
Hays, James L. (mgr)	1954-55
Helinger, John J.	1973
Hensley, B. Brandon	1992-95

iii

Jackson, Brian A.	2001
Jackson, Robert H.	1976-78
Jackson, Thomas E.	1963-65
Jacob, Kevin W.	2008-10
Jarrett, Roy E.	1965-67
Jerzembek, Michael J.	1992
Jett, John B.	1982-83
Johnson, Robert W., Jr.	1970-72
Johnson, Glenn H.	1967
Johnson, Reginald	1990-92
Jones, James A., Jr.	1954
Jones, Roderick R.	2010
Jordan, George W.	1947-49
Jordan, John A., Jr.	1954-57
Jordan, Michael L.	1975
Jordan, Scott A.	1982-85
Joyce, Jimmy E.	1952

bbb

Baenninger, Shelton L. (mgr)	1961-63
Bakker, Kyle E.	2001-03
Baldwin, Gregory M.	1971-73
Bard, Luke F.	2010
Barr, Matthew F.	1993-94
Barr, J. Tucker	1994-96
Barron, Red	1922
Basil, Jason M.	1998-01
Bass, Jerry E.	1974-77
Baum, John P.	1924
Baumgartner, John (mgr)	1964
Beal, Eugene	1975-77
Bearden, C. Blakely	1993
Beaver, William C.	1964
Beavers, James E.	1973-75
Beavers, Milton C.	1959-60
Beistline, Robin R.	1982-84
Bergman, Richard	1979
Bergman, Robert B.	1977-79
Bergmark, George H.	1975
Berthelsen, John B.	2003
Bien, Jeffrey C.	1997-98
Binkley, Brett J.	1991-93
Blackman, Charles C.	2008
Blackwood, Steven E.	2003-06
Blane, Robert E.	1970-72
Blane, Watkins J., Jr.	1965-67
Blemker, Douglas R.	1980-82
Blemker, Ray, Jr.	1957-59
Blue, Adam M.	1998-99
Boggs, Brandon K.	2002-04
Boggs, Matthew J.	1998-99, 2001-02
Bolick, Frank C.	1986
Bonifay, Cameron H.	1971-74
Bonifay, Kenneth B.	1966-68
Bonifay, Kenneth B., Jr.	1989-91
Bonifay, R. Brannon, Jr.	1968-71
Bonnat, Brooks J.	1975-78
Boomer, Douglas G.	1983-84
Bossors, Robert R.	1948-50
Bower, Charles L.	1975
Boyd, David E., Jr.	1974-76
Boyles, Charles R., IV	1981-82
Bradley, Daniel R.	1968-69
Bradley, Jed C.	2009-10
Bradshaw, Herbert, Jr.	1949-51
Bragg, Darren W.	1988-90
Brannon, Charles N.	1952-54
Brewster, Zach C.	2009-10
Broadwater, Ralph A.	1979-80
Broadwater, Mike	1979
Brack, Jack	1940
Brooks, Ryan A.	1998
Brown, Adam (tr.)	1999-00
Brown, F. Brandon	1984
Brown, J. Kevin	1984-86
Brown, Joseph E.	1948-49
Brown, Randy	1972-74
Brayles, J. Frank	1947
Brice, Andrew G.	1988-90
Buffington, Mark A.	1993
Burke, Blake A.	1986-88
Burks, Brian D.	2001-04

ccc

Caldwell, Robert G.	1964-66
Cameron, Kevin J.	1999-01
Campbell, Bart S.	1975-77
Cope, C. Alan	1985-88
Cardwell, Phillip R.	1968-69
Carmack, Charles M.	1962-63
Carmichael, Laird S.	1973
Carathan, Gene E.	1960
Carroliello, Gus (mgr)	1950
Carroll, J. Randall	1965-66
Cary, Christopher G.	1992
Cason, Carlos J.	1993-96
Cavette, Neil M.	1941
Chambers, Joe L.	1958
Chambers, Joseph R.	1960
Chambless, Edward L.	1958-60
Childress, Henry L.	1948-51
Clark, Danny C.	1970
Cohen, William C.	1953-56
Cole, Stephen R.	1971-72
Colson, Brent T.	1990-92
Conliff, Richard H., Jr.	1961-63
Cook, Douglas W.	1962-64
Cook, E.J.	1948
Cooney, Raymond J.	1979-80
Corbin, George L., Jr.	1962-64
Costner, George H.	1959
Grabbe, William	1950
Crancer, Walter A.	2006-07
Crane, Bert (mgr)	1953
Crawford, Roy, III (mgr)	1973
Crawford, Sammy (mgr)	2000-03
Creek, P. Douglas, III	1988-91
Crews, Jordan C.	2002-05
Crook, Ronald D.	1966
Crowder, Charles R.	1996-99
Crowder, Joseph A.	1971
Cumpton, Brandon T.	2008-10
Cunningham, Tom (mgr)	1972-75
Curlee, James E.	1956

ddd

Dalton, S. Clay	2010
Dantzler, John C.	2007-10
Dastugue, Marcel F., III	1959
Davies, Jake A.	2009-10
Davis, Dennis W.	1968-71
Davis, George T.	1964-66
Davis, Harry H.	1959-61
Davis, John K.	1987-90
Davison, Stephen A.	1976-79
Devine, Sean M.	2008-10
Dews, Robert W.	1960
Dickinson, Eddie A.	1965-66
Didrick, Jarrett R.	2009-10
Dietrich, Derek R.	2008-10
Distasio, Jeffrey V.	1983-86
Donaghey, Stephen J.	1996-99
Dove, Samuel K.	2010
Dover, Robert L.	1954-57
Doyle, George P., Jr.	1979-80

eee

Easterling, Adam, R.	1994-97
Economos, Stephen C.	1999
Edwards, Richard (mgr)	1951
Elder, David M.	1995-97
Eldridge, Williams D.	1967
Elliot, Lawrence S.	1970-72
Emerson, Richard L.	1963-64
Entrekin, Ivan W.	1962-64
Entrekin, Larre W.	1964-66
Erwin, Scott D.	1986-89
Esch, Jacob O.	2009-10

fff

Farmer, George R. "Buck"	2010
Faulk, Alfred D. (mgr)	1969-71
Feltes, Bradley J.	2005-08
Ferguson, Arthur B.	1962
Fischer, Mark E.	1995-97
Fisher, Michael P.	2005-07
Fleming, Carlton S.	1990-92
Fleming, W. Keith	1983-86
Heury, Brian E.	1987, 89
Fowler, James C.	1965-67
Fowler, Michael R.	1986-87
Free, Greg	1973
Fritsch, James L.	1949-50
Fulcher, William M.	1955-56
Futrel, M. Brian	2005

hhh

Hair, Henry R.	1955
Hale, J.A.	1948
Hale, Robert L.	1950
Hall, Francis K., Jr.	1962-64
Hall, Jacob M.	2002-05
Hall, Travis S.	1993
Hall, William T.	1963-64
Hammett, Samuel H.	1966
Haney, Christopher M.	1997
Haniger, Jason T.	2006-09
Hardeman, W. Leon	1952
Hardie, Gary E.	1977-79

Herndon, Ben (mgr)	1996-99
Hicks, Christopher L.	2006-08
Hightower, Glenn E. (mgr)	1959-60
Hilton, Kevin W.	1989-91
Hodges, John R.	1979
Hodges, Wesley M.	2004-06
Holt, William E.	1951-52
Honeycutt, Heath E.	1996-98
Hood, James M.	1996-98
Hook, Lewis W.	1947-49
Horn, John E.	1984-85
Hostetler, Michael D.	1989-91
Houghton, Samuel R.	1975
House, Christopher R.	2006-09
Hudlow, Rodney J.	1974-76
Hudson, J.B., Jr.	1948
Hudson, J. Phillip	1967-70
Humphreys, Henry C.	1950-51
Hutchins, D. Brandon	1994
Hutts, Michael T.	2006-08
Hyatt, Jared L.	2004-07
Hyde, Lee	2004-06
Hyder, James T., II	1959

kkk

Kafer, Harry L.	1964-66
Kail, Jon Henry	2000-01
Kaiser, Roger A.	1959-61
Kalb, Henry G.	1943, 47-48
Kays, Marion R., III	1968-70
Keener, Donald A.	1976
Keener, Marvin J.	1948-49
Keener, Ronald C.	1976
Kelly, Steven J.	1999-01
Kenney, Douglas M.	1989-91
Kerver, Keith D.	1984-87
Kinard, Roger T.	1984-87
Kindel, Jeffrey R.	2002, 04-06
King, Richard D.	1975-77
King, Ronald E.	1966-68
Kizer, Herbert J., III	1974-77
Kohli, John C.	1986
Koryo, John (mgr)	1979-81
Kown, Andrew D.	2002-04

lll

LaCapra, John R.	1962-64
Ladd, Timothy	2005-07
Lane, Cameron R.	2002-05
Langley, Michael D.	1975-79
Lankford, John W.	1947-49
Lattanzi, Joe (mgr)	1981-83
Lee, Robert W.	1968-70
Leggett, Adam B.	1995-97
Leonard, Prentiss D.	1947-50
Leonida, Cole V.	2008-10
Lewis, Charles M.	1958
Lewis, Richard H., III	1999-01
Lincoln, James M.	1994
Lindsey, Gerald D.	1960
Livingston, Lawrence K.	1970-73
Lockwood, Richard S.	1980-83
Long, Patrick O.	2007-10
Lorenzo, Matthew R.	2001
Lucas, Timothy B.	1993
Luck, Jimmy (mgr)	1993-95
Lusk, Robert T.	1948-49, 51

mmm

MacGregor, Daniel S.	1954-57
Macon, Dennis M.	1976-79
Maggiore, Joseph (tr.)	1998-99
Maisano, Anthony A.	1989-90
Maisano, Charles A.	1982-85
Malone, K. Alan	1986
Maloff, George B.	1950-52
Mann, Daniel J.	1979
Marchetti, Ronald J.	1950-51
Marmon, Frank E.	1952-53

Letterwinners

Marmion, Richard C.	1953-54
Martin, Evan R.	2009-10
Martin, James E.	1952
Martin, Michael W.	1993
Martin, Ronald J.	1961-63
Matthews, David T.	1967
Matulija, Mark R.	1982-85
Maurer, Larry F.	1980-82
McCauley, George R.	1952-55
McConnell, Walter G., Jr.	1983-85
McCoy, Robert H.	1948-51
McDonald, G.E.	1934-35
McDonald, Marvin W.	1958
McDonald, Richard T.	1980-81
McDowell, Steve F.	1972-74
McGarr, David W.	1953-54
McGill, Shannon R.	1994, 96-97
McGuire, Patrick W.	1986-88
McGuire, W. Deck	2008-10
McIntyre, Scott A.	1991-94
McKinney, Benjamin T.	2010
McMillin, R.S.	1947-48
McNamara, Kevin M.	1972-73
McQueen, Eric W.	1996-99
Mears, Paul S.	1988, 90-91
Meeks, John W., Jr.	1977-79
Melnick, Bruce (mgr)	1968
Menger, Johnny V.	1954-57
Menocal, Victor W.	1999-02
Meyer, Gerald J.	1958-60
Middour, David B.	1976-78
Miller, Brandon C.	2009
Mitchell, Andrew E.	1998-01
Mize, Glenn D.	1976-78
Mons, Jeffrey C.	1984-86
Montgomery, Larry H.	1978
Moore, Charles H., Jr.	1981
Moore, Edward E.	1957-58
Moore, Robert E.	1966-68
Moore, Wallace T.	1981
Moore, William M.	1972-73
Moore, William (mgr)	1964
Moreland, William C.	1969
Morgan, W. Christopher	1983-84
Morris, George A.	1952
Morris, Larry C.	1953-55
Moseley, Larry S.	1965-66
Moxley, Stephen C.	1977
Moylan, Robert R., Jr. (mgr)	1965-67
Murphy, James E.	1950-51
Murton, Luke F.	2006-09
Murton, Matthew H.	2001-03
Myers, Christopher J.	1991-94
Myers, I. Davis	2000, 2002-03

ooo	
O'Brien, Richard T.	1981-82
O'Connor, Dennis M.	1974
O'Hara, R.M.	1948
Ogawa, Elliott K.	2007
Overton, R. Jahmal	1997-00
Owen, Jerry L.	1967-69
Owings, Micah B.	2003-04

ppp	
Page, Bill (mgr)	1967-68
Papejti, Todd L.	1995, 97
Parker, Derrell A.	1970
Parham, William H., II	1986-88
Parker, Tyler K.	2000-02
Parrott, Rhett M.	1999-01
Parry, Samuel H.	1961
Patterson, Eric S.	2002-04
Patton, Robert A.	1954-57
Payne, Daniel A., Jr.	2005-07
Payne, Jeffrey C.	1965-67
Payton, Jason L.	1992-94
Pearce, Ronald E.	1974-76
Peek, Norris L.	1965-66
Peeples, Joel T.	1979
Perry, Eric J.	1978-81
Perry, Jason K.	2000-02
Perry, Philip A.	2000-02, 04
Petty, Claude	1940's
Pisciotta, Marc G.	1989-91
Pitman, Eddie	1938-39
Playman, Anthony R.	2007-10
Poole, James R.	1986-88
Poole, Sean D.	2010
Pope, Mark D.	2009-10
Pope, Milton (mgr)	1952
Porter, Michael W.	1975-76
Potter, Dixon G.	1954-57
Prager, Berrie M. (mgr)	1956-58
Prather, R. Scott	1996-98
Price, Mallie L.	1960-61
Pridden, William H.	1971-72
Priestley, Jerry M.	1965-66
Prince, Bryan N.	1998-01
Puck, Larry	1966
Pye, William A.	1976

Robinson, J. Andrew	2007-10
Robinson, Glover (mgr)	1953-54
Robinson, Gregory C.	1980
Robinson, James C., Jr.	1964-66
Robinson, Ronnie L.	2000
Roddy, Roger	1985-88
Roethlisberger, Kenneth T.	1977-78
Rogers, Jimmy L.	1953
Rogers, Joseph P.	1970-72
Rogers, Stuart H.	1980-84
Rollins, Kevin P.	1998-99
Rose, Shane (tr)	1993-94
Rowland, Jeffrey D.	2008-10
Rucker, Donald G.	1980
Rulon, Bradley M.	2005-08
Rynders, R. Wesley	1999-02

sss	
Sager, Brian	2001
Saier, Matthew E.	1994-95
Sailors, William C.	1953
Scharf, Ronald E.	1963-65
Scherer, Nicholas E.	2005-07
Schisler, Michael S.	1970-73
Schmidt, Kyle A.	2002-03
Schoening, Henry W.	1947-50
Scott, William (mgr)	1952
Scruggs, Charles C.	1942-43
Sebree, Kenneth M.	1984
Sedberry, Eugene B.	1947-50
Selby, William E.	1963-64
Self, Ryan K.	2003-05
Semmershien, Michael F.	1949-50
Shannon, Lance D.	1995-96
Shaw, W. Mark	1986
Shea, Jerome R. (mgr)	1988
Sheeler, Benjamin C.	1999-00
Sheffer, Powell	1951
Shepherd, Danny R.	1973
Sheridan, Robert E., Jr.	1960, 63
Shi, James D., III	1962-64
Shirilla, George	1981-85
Shiver, W. Todd	1984-87
Shoop, J. Lynn	1998
Short, Thomas M. (mgr)	1960-61
Simmons, Kirk E.	1979-80
Simonds, Matthew M.	2009-10

Smith, James C.	1946-49
Smith, James L., Jr.	1961
Smith, Josh (mgr)	2005-08
Smith, Michael C.	1992-95
Smith, Patrick G.	1949
Smith, Ralph J.	1964
Smith, Thomas G., Jr.	1963-64
Sally, Daniel (mgr)	2004
Saragoza, Andrew J.	1992
Sarraw, Michael F.	1969-72
Sarraw, Michael F., Jr.	1993-96
Stanford, Michael R.	1982-84
Stanley, Robert E.	1957
Stanley, Ryan C.	2004-05
Stapleton, Charles M.	1959
Stead, Richard E.	1970-73
Steele, Gary T.	1968-70
Stephens, Peter J.	1983-86
Stevens, James A.	1974
Stewart, C.R.	1948
Stewart, John H.	1985-86
Stiber, Scott (mgr)	1998-00
Stockton, Bradley T.	1998-01
Strange, Charles C. (mgr)	1952-53
Street, Thomas G.	1972
Stuart, Bradley	1982-83
Stuetzer, Ryan R.	1996-97
Suarez, Daniel	1977-79
Swain, Matthew D.	2000-03

ttt	
Tarver, Michael R.	1975
Taylor, Drew W.	2002
Taylor, Joseph W.	1956
Teed, David D.	1956
Teixeira, Mark C.	1999-01
Terrell, Bill	1930
Terry, Vincent J.	1955-57
Theodocian, Charles E.	1960-61
Theodocian, Charles D.	1953
Thieme, Richard L.	1995-97
Thomas, James H., Jr.	1995-97
Thomas, J. Brandon	2010

Thomas, Michael A.	1959-60
Thomas, Samuel W.	1973-75
Thomas, Terry	1957-58
Thompson, Charles E.	1960-61
Thompson, Jefferson B.	1947-50
Thompson, Jesse C.	1999
Thompson, Tommy E.	1978-81
Thompson, Young H.	1949-50
Thorsten, James S.	1979-81
Tinkoff, Ryan S.	2006, 2008
Todd, Joe D.	1982
Tomasovich, S. Michael	1961-62
Tomasovich, Theodore J.	1966-68
Toups, Leon H.	1958-59
Toups, Roland M.	1958-59
Towney, Jimmy N.	1956-58
Trapani, John David	1980-81
Trapani, Michael R.	2003-06
Trowbridge, Robert H., Jr.	1955
Tuggle, David L.	1974
Widell, Ralph A.	1949
Wielers, Matthew R.	2005-07
Wiggins, David B.	1990-91
Williams, Daniel (mgr)	2004
Williamson, William M.	1961-63
Willner, Robert C.	1995
Wilson, Kristopher K.	1995-97
Wilson, Jack	1959-60
Winn, Connor T.	2009-10
Wirth, Brian D. (mgr)	1989-91
Wise, Joseph B.	1987-88, 90-91
Wolff, Michael C.	1990-92
Wolkoff, Paul (tr)	1990-92
Wood, Blake D.	2004-06
Wood, Taylor A.	2008-10
Woodward, Greg D.	1981-83
Woodworth, Harry (mgr)	2005-07
Wrigley, Jason C.	1995-98

uuu	
Ussery, Jeffrey R.	2007-08, 2010

vvv	
Vance, Cory W.	1998-00
Vann, Ronald T.	1954, 56-57
Varitek, Jason A.	1991-94
Veazey, Norman D.	1958-59
Vidic, John Michael	2005
Vittur, Charles D.	1967-68
Von Tersch, Zachary T.	2007-09

www	
Wagner, Nicholas R.	2002-04
Walker, Aaron S.	2001-04
Walker, Howell C.	1952
Walker, John A.	1980-81
Walker, Lewis W., Jr.	1966-67
Walker, Wayne E.	1981
Wallace, Ronald D.	1970
Waller, Edward (mgr)	1952
Walton, William H., Jr.	1948-49, 51
Watchko, Jeffrey B.	2000-03
Waters, Philip A. (mgr)	1969-71
Watkins, Daniel E.	1979-82
Watts, Charles S.	1980
Weeman, Stephen K.	1966-67
Weisskopf, Josef C.	1982-83
West, Patrick H.	1978
White, Derrick L.	1985-88
Wickersham, Erskine B. (mgr)	1963
Widell, Ralph A.	1949
Wielers, Matthew R.	2005-07
Wiggins, David B.	1990-91
Williams, Daniel (mgr)	2004
Williamson, William M.	1961-63
Willner, Robert C.	1995
Wilson, Kristopher K.	1995-97
Wilson, Jack	1959-60
Winn, Connor T.	2009-10
Wirth, Brian D. (mgr)	1989-91
Wise, Joseph B.	1987-88, 90-91
Wolff, Michael C.	1990-92
Wolkoff, Paul (tr)	1990-92
Wood, Blake D.	2004-06
Wood, Taylor A.	2008-10
Woodward, Greg D.	1981-83
Woodworth, Harry (mgr)	2005-07
Wrigley, Jason C.	1995-98

yyy	
Yancey, Michael D.	1982-85
Yankosky, L.J.	1994, 96-98
Yekley, E.C. (mgr)	1958-59
Young, Clyde A.	1951-53
Young, Eulis T.	1951-53
Young, Simon D.	1997-99

zzz	
Zamora, Jesus G.	1960
Zauderer, James A.	1974-75
Zimmer, Lawrence E.	1964-66


List compiled with records available.



BRYAN PRINCE



NICK SCHERER




ANDY MITCHELL




ERIC McQUEEN

Sims, Jamie S.	1982-85
Sineway, Ronald E.	1949-50
Sitler, Carl L.	1984-87
Skinner, A. Chester, III	1972-73
Skole, Matthew T.	2009-10
Slayden, Jeremy C.	2002-03, 05
Smith, Fred (mgr)	1956
Smith, Forest	1941-43



WHIT ROBBINS



JAHMAL OVERTON



BLAKE WOOD

nnn	
Nail, Jimmy A.	1959
Nass, Alan W.	1961
Neely, John R., Jr.	1957-58
Neighborgall, Jason B.	2003-05
Nelson, Jimmy M., Jr.	1957-59
Newbern, Steven P.	1982-85
Newhan, David M.	1993
Newsom, Gary A.	1980-82
Newsome, Ernest L.	1958
Nichols, Thomas R.	2008-10
Nikeas, Michael J.	2002-04
Nickles, Thomas (mgr)	1951
Nixon, William J. (mgr)	1965
Noggle, Donnie E.	1965-67
North, Robert E.	1948-51

rrr	
Rademacher, Wade	1961-62
Randall, Walter T.	1958
Raper, Ronald A.	1988-90
Rea, Delton G., Jr.	1965-67
Reagin, Harvey F., II	1971-74
Redford, David E.	1952-55
Redvian, James M., Jr.	1989-90
Remole, Clifton M.	2002-04
Reynolds, Michael L.	1988-91
Rhino, Chappell V.	1951-53
Rhino, Daniel V.	1975
Rhino, Randall P.	1972-75
Rigby, Bradley K.	1992-94
Ritter, Ryan N.	1993-95
Rizzo, Joseph G.	1953
Robbins, Richard B.	1977-80
Robbins, Whitney L.	2004-06
Robertson, Jack E.	1958

2011 YELLOW JACKET BASEBALL

Career Statistics of Tech's Top Players

JIMMY ADAMS, C

All-Southeastern Conference Eastern Division, 1963

Year	G-GS	AB	R	H	Avg.	2B	3B	HR	RBI	SB
1963	23	76	12	22	.289	2	2	1	8	2
1964	24	94	16	24	.255	1	3	5	10	7
1965	30	105	22	27	.257	5	4	0	12	9
Total	77	275	50	73	.265	8	9	6	30	18

LANE AKERS, SS

All-Southeastern Conference, 1956

Georgia Tech Hall of Fame, 1969

Year	G-GS	AB	R	H	Avg.	2B	3B	HR	RBI	SB
1954	22	89	17	27	.303	1	1	0	11	2
1955	24	99	33	35	.354	6	1	1	15	5
1956	23	81	18	26	.321	0	4	3	18	1
1957	28	110	29	38	.345	4	3	6	26	3
Total	97	379	97	126	.332	11	9	10	70	11

TOM ANGLE, OF

Georgia Tech Hall of Fame, 1970

Year	G-GS	AB	R	H	Avg.	2B	3B	HR	RBI	SB
1925	21	83	—	35	.422	7	3	7	—	—
1926	26	100	—	50	.500	10	3	9	—	—
1927	28	108	—	42	.388	8	2	2	—	—
Total	75	291	—	127	.436	25	8	18	—	—

KYLE BAKKER, P

2nd-team All-America, 2002

2nd-team All-Atlantic Coast Conference, 2002, 2003

Year	G-GS	W-L	SV	ERA	IP	H	R	ER	BB	SO
2001	16-5	4-1	0	2.78	45.1	49	21	14	9	49
2002	19-19	13-2	0	3.14	134.2	132	58	47	24	115
2003	18-17	8-3	0	4.35	93	97	54	45	36	80
Total	53-41	25-6	0	3.49	273	278	133	106	69	244

TUCKER BARR, C-P

1st-team All-Atlantic Coast Conference, 1995

2nd-team All-Atlantic Coast Conference, 1996

Year	G-GS	AB	R	H	Avg.	2B	3B	HR	RBI	SB
1994	45-25	80	23	22	.275	5	0	0	16	0
1995	60-59	224	54	65	.290	15	1	14	70	1
1996	64-61	219	54	65	.297	13	1	12	42	5
Total	169-145	523	131	152	.291	33	2	26	128	6

Year	G-GS	W-L	SV	ERA	IP	H	R	ER	BB	SO
1994	24-1	1-1	2	3.32	38	30	18	14	10	44
1995	17-0	0-1	12	3.38	18.2	17	7	7	1	27
1996	7-0	1-1	3	5.79	4.2	4	5	3	3	3
Total	48-1	2-3	17	3.52	61.1	51	30	24	14	74

JASON BASIL, C-OF

1st-team All-Atlantic Coast Conference, 2000

2nd-team All-Atlantic Coast Conference, 2001

ACC Tournament MVP, 2000

Year	G-GS	AB	R	H	Avg.	2B	3B	HR	RBI	SB
1998	48-37	134	28	42	.313	11	1	3	27	3
1999	55-54	209	43	73	.349	18	0	8	56	5
2000	66-66	251	59	96	.382	25	2	15	83	8
2001	61-61	234	64	78	.333	12	0	14	64	8
Total	230-218	828	194	289	.349	66	3	40	230	24

JERRY BASS, P

All-Metro Conference, 1977

Georgia Tech Hall of Fame, 1983

Year	G-GS	W-L	SV	ERA	IP	H	R	ER	BB	SO
1974	11-7	7-1	0	3.90	55.1	50	34	24	35	42
1975	11-10	3-6	0	3.63	69.1	58	37	28	28	66
1976	14-10	2-4	—	5.48	65.2	79	51	40	29	65
1977	16-14	10-5	—	2.78	119.2	102	53	37	50	121
Total	52-41	22-16	0	3.75	310	289	175	129	142	294

STEVEN BLACKWOOD, OF

1st-team All-Atlantic Coast Conference, 2005

2nd-team All-Atlantic Coast Conference, 2004

3rd-team Academic All-America, 2006

Year	G-GS	AB	R	H	Avg.	2B	3B	HR	RBI	SB
2003	53-27	116	33	41	.353	8	3	5	38	5
2004	65-61	256	71	92	.359	22	0	4	66	7
2005	60-60	241	61	81	.336	13	1	5	65	3
2006	64-62	255	55	69	.271	17	0	7	52	5
Total	242-210	868	220	283	.326	60	4	21	221	20

BUD BLEMKER, 1B-P

2nd-team All-America, 1957

All-Southeastern Conference, 1957, 1959

Georgia Tech Hall of Fame, 1970


Year	G-GS	AB	R	H	Avg.	2B	3B	HR	RBI	SB
1957	14	31	2	9	.290	1	1	1	5	0
1958	23	46	7	11	.239	4	0	1	10	0
1959	18	45	10	15	.333	0	2	2	8	0
Total	55	122	19	35	.287	5	3	4	23	0

Year	G-GS	W-L	SV	ERA	IP	H	R	ER	BB	SO
1957	13	8-0	—	1.36	72.2	47	13	11	28	72
1958	10	1-6	—	3.41	66.0	50	35	25	31	66
1959	12	9-3	—	1.99	95.0	59	29	21	28	54
Total	35	18-9	—	2.20	233.2	156	77	57	87	192

BRANDON BOGGS, OF

1st-team All-Atlantic Coast Conference, 2004

Year	G-GS	AB	R	H	Avg.	2B	3B	HR	RBI	SB
2002	63-54	190	36	58	.305	17	0	0	35	7
2003	55-46	195	37	48	.246	8	2	9	38	11
2004	65-65	255	68	82	.322	14	1	9	58	11
Total	183-165	640	141	188	.294	39	3	18	131	29



MATTHEW BOGGS, 2B-3B-OF


2nd-team Academic All-America, 2002

Year	G-GS	AB	R	H	Avg.	2B	3B	HR	RBI	SB
1998	51-38	126	34	39	.310	5	1	0	16	8
1999	57-56	206	56	65	.316	5	0	0	16	14
2001	56-56	206	56	71	.345	10	1	0	35	7
2002	63-63	234	52	85	.363	12	2	1	43	12
Total	227-213	772	198	260	.337	32	4	1	110	41

FRANK BOLICK, 3B

Freshman All-America, 1986

Year	G-GS	AB	R	H	Avg.	2B	3B	HR	RBI	SB
1986	67-67	238	72	82	.345	8	4	16	62	6
1987	15-15	46	26	17	.370	5	1	4	23	5
Total	82-82	284	98	99	.349	13	5	20	85	11



CAM BONIFAY, 3B

Honorable Mention All-America, 1971

Georgia Tech Hall of Fame, 1982

Year	G-GS	AB	R	H	Avg.	2B	3B	HR	RBI	SB
1971	37	136	22	55	.404	7	2	0	35	—
1972	29	108	25	40	.370	7	4	0	18	—
1973	28	86	17	28	.326	5	4	1	19	4
1974	37	132	42	48	.364	11	3	4	36	4
Total	131	462	106	171	.370	30	13	5	108	8

DARREN BRAGG, OF

3rd-team All-America, 1990

Georgia Tech Hall of Fame, 2002

Year	G-GS	AB	R	H	Avg.	2B	3B	HR	RBI	SB
1988	43-13	59	11	12	.203	1	0	4	10	3
1989	63-63	213	74	69	.324	13	1	9	42	14
1990	71-70	239	61	95	.397	17	2	10	73	14
1991	65-65	227	86	74	.326	21	2	13	69	20
Total	242-211	738	232	250	.339	52	5	36	194	51

KEVIN BROWN, P

1st-team All-America, 1986

2nd-team All-Atlantic Coast Conference, 1986

Georgia Tech Hall of Fame, 1991

Year	G-GS	W-L	SV	ERA	IP	H	R	ER	BB	SO
1984	11-10	7-2	0	5.56	56.2	67	41	35	32	32
1985	19-18	10-6	0	3.94	137	146	76	60	45	95
1986	21-20	11-5	0	3.57	136	113	76	54	68	122
Total	51-48	28-13	0	4.07	329.2	326	193	149	145	249

ANDY BRUCE, 3B

3rd-team All-America, 1990

1st-team All-America, 1991

1st-team All-Atlantic Coast Conference, 1989, 1990, 1991

ACC Player of the Year, 1991

Georgia Tech Hall of Fame, 2001

Year	G-GS	AB	R	H	Avg.	2B	3B	HR	RBI	SB
1988	29-11	57	8	9	.158	1	0	2	5	2
1989	64-64	257	60	86	.335	14	1	11	53	2
1990	71-71	267	58	97	.363	20	5	17	78	3
1991	64-64	249	67	86	.345	19	3	22	96	3
Total	228-210	830	193	278	.335	54	9	52	232	10

BRIAN BURKS, P

ACC Tournament MVP, 2003

Year	G-GS	W-L</
------	------	-------

Career Statistics of Tech's Top Players

RICHARD CONLIFF, C

All-Southeastern Conference Eastern Division, 1962

Year	G-GS	AB	R	H	Avg.	2B	3B	HR	RBI	SB
1961	24	93	16	24	.258	2	0	1	10	1
1962	24	91	9	28	.308	2	0	1	15	1
1963	24	98	14	26	.265	3	2	3	16	0
Total	72	282	39	78	.277	7	2	5	41	2

DOUG CREEK, P

Georgia Tech Hall of Fame, 2001

Year	G-GS	W-L	SV	ERA	IP	H	R	ER	BB	SO
1988	16-16	9-4	0	4.60	94	87	57	48	63	88
1989	17-16	10-6	0	4.53	115.1	108	76	58	65	116
1990	20-19	11-4	0	3.71	126	116	73	52	52	126
1991	21-19	11-5	0	4.54	136.2	142	84	69	69	128
Total	74-70	41-19	0	4.33	472	453	290	227	249	458

BUTCH CROOK, P

2nd-team All-America, 1966

Year	G-GS	W-L	SV	ERA	IP	H	R	ER	BB	SO
1966	8	1-6	-	3.46	52.0	27	23	20	48	61
Total	8	1-6	-	3.46	52.0	27	23	20	48	61

CHUCK CROWDER, P

1st-team All-America, 1998

3rd-team All-America, 1999

1st-team All-Atlantic Coast Conference, 1999

Year	G-GS	W-L	SV	ERA	IP	H	R	ER	BB	SO
1996	22-14	10-5	0	4.30	92	87	51	44	39	98
1997	8-2	1-0	1	2.08	13	14	5	3	10	16
1998	20-19	12-4	0	3.03	124.2	105	56	42	56	133
1999	23-17	10-5	3	3.62	117	106	57	47	58	130
Total	73-52	33-14	4	3.53	346.2	312	169	136	163	377

CRAIG DAY, P

Georgia Tech Hall of Fame, 1962

Year	G-GS	W-L	SV	ERA	IP	H	R	ER	BB	SO
1903	1	0-1	—	—	—	—	—	—	—	—
1904	8	5-3	—	—	62+	—	—	—	—	67
1905	13	11-2	—	—	113	—	—	—	—	70
1906	11	8-2	—	—	93	—	—	—	—	66
Total	33	24-8	—	—	268+	—	—	—	—	203

DEREK DIETRICH, SS

Freshman All-America, 2008

National Freshman of the Year, 2008

2nd-team All-Atlantic Coast Conference, 2008, 2009

ESPN CoSIDA Academic All-America, 2009, 2010

3rd-team All-America, 2010

1st-team All-Atlantic Coast Conference, 2010

ACC Scholar-Athlete of the Year, 2010

Year	G-GS	AB	R	H	Avg.	2B	3B	HR	RBI	SB
2008	62-62	238	53	79	.332	16	2	14	66	3
2009	58-58	225	61	70	.311	7	4	10	54	5
2010	62-62	240	68	84	.350	15	3	17	61	8
Total	182-182	703	182	233	.331	38	9	41	181	16

JEFF DISTASIO, 1B-P

2nd-team All-Atlantic Coast Conference, 1986

ACC Tournament MVP, 1986

Year	G-GS	AB	R	H	Avg.	2B	3B	HR	RBI	SB
1983	31	69	19	22	.319	5	0	4	21	0
1984	3-3	10	1	3	.300	1	0	0	2	1
1985	49-38	142	33	42	.296	8	1	13	38	1
1986	61-60	243	51	80	.329	14	0	19	82	1
Total	144-101+	464	104	147	.317	28	1	36	143	3

Year	G-GS	W-L	SV	ERA	IP	H	R	ER	BB	SO
1983	16-13	6-4	1	4.32	77.0	89	55	37	46	47
1984	5-5	4-0	0	4.18	28.0	23	15	13	24	29
1986	6-6	2-1	0	6.85	22.1	26	21	17	21	17
Total	27-24	12-5	1	4.74	127.1	138	91	67	91	93

DAVID DUNCAN, P

2nd-team All-Atlantic Coast Conference, 2008

Year	G-GS	W-L	SV	ERA	IP	H	R	ER	BB	SO
2006	19-14	7-2	0	5.50	72.0	88	55	44	25	51
2007	16-16	7-4	0	3.72	104.0	106	48	43	30	86
2008	15-15	7-3	0	4.48	96.1	99	53	48	32	74
Total	50-45	21-9	0	4.46	272.1	293	156	135	87	211

DAVID ELDER, P

Honorable Mention All-America, 1996

2nd-team All-Atlantic Coast Conference, 1997

Year	G-GS	W-L	SV	ERA	IP	H	R	ER	BB	SO
1995	23-12	10-5	0	6.98	89	102	73	69	62	64
1996	21-18	9-5	0	5.25	106.1	111	72	62	56	123
1997	22-12	9-4	1	3.44	96.2	96	63	37	42	96
Total	66-42	28-14	1	5.18	292	309	208	168	160	283

LARRY ELLIOTT, SS

NCAA All-District, 1971

Georgia Tech Hall of Fame, 1981

Year	G-GS	AB	R	H	Avg.	2B	3B	HR	RBI	SB
1970	24	96	16	26	.271	3	2	0	4	—
1971	37	143	35	59	.413	12	1	0	19	—
1972	31	116	36	42	.362	10	4	0	11	—
Total	92	355	87	127	.358	25	7	0	34	—

SCOTT ERWIN, P

3rd-team All-America, 1988

All-Atlantic Region, 1988

Georgia Tech Hall of Fame, 2000

Year	G-GS	W-L	SV	ERA	IP	H	R	ER	BB	SO
1986	16-5	3-0	0	5.28	46	44	31	27	47	49
1987	10-5	3-1	0	6.21	29	30	20	20	20	30
1988	17-16	13-0	0	2.61	114	84	46	33	55	106
1989	12-11	6-2	0	3.39	61	49	29	23	59	51
Total	55-37	25-3	0	3.71	250	207	126	103	181	236

MARK FISCHER, OF

1st-team All-America, 1997

3rd-team All-America, 1996

All-Atlantic Region, 1997

1st-team All-Atlantic Coast Conference, 1996

2nd-team All-Atlantic Coast Conference, 1997

Georgia Tech Hall of Fame, 2008

Year	G-GS	AB	R	H	Avg.	2B	3B	HR	RBI	SB
1995	57-57	224	50	76	.339	12	7	4	56	5
1996	63-63	260	60	104	.400	23	5	14	66	8
1997	61-61	257	75	91	.354	10	7	24	98	17
Total	181-181	741	185	271	.366	45	19	42	220	30

CARLTON FLEMING, 2B

2nd-team All-Atlantic Coast Conference, 1992

All-Atlantic Region, 1992

Year	G-GS	AB	R	H	Avg.	2B	3B	HR	RBI	SB
1990	65-63	245	67	83	.339	5	0	0	29	18
1991	66-66	268	62	92	.343	7	5	0	43	26
1992	64-64	249	67	89	.357	9	2	3	32	24
Total	195-193	762	196	264	.346	21	7	3	104	68

KEITH FLEMING, P

Georgia Tech Hall of Fame, 1991

Year	G-GS	W-L	SV	ERA	IP	H	R	ER	BB	SO
1983	26-1	5-1	3	3.91	50.2	59	33	22	46	50
1984	28-1	2-2	7	4.23	44.2	45	32	21	29	44
1985	21-13	10-4	3	4.67	104	126	60	54	36	81
1986	36-0	5-4	8	2.30	70.1	53	21	18	27	91
Total	111-15	22-11	21	3.84	269.2	283	146	115	138	266

MIKE FOWLER, OF-1B

2nd-team All-Atlantic Coast Conference, 1987

ACC All-Tournament, 1987

Year	G-GS	AB	R	H	Avg.	2B	3B	HR	RBI	SB
1986	60-53	215	48	76	.353	18	1	15	61	5
1987	65-65	259	84	99	.382	25	1	18	87	19
Total	125-118	474	132	175	.369	43	2	33	148	24

NOMAR GARCIPARRA, SS

1st-team All-America, 1993, 1994

1st-team All-Atlantic Coast Conference, 1993, 1994

GTE Academic All-America, 1993, 1994

Georgia Tech Hall of Fame, 2004

Year	G-GS	AB	R	H	Avg.	2B	3B	HR	RBI	SB
1992	61-60	226	45	82	.363	18	2	3	51	25
1993	49-47	172	39	51	.297	14	1	4	42	8
1994	64-62	274	92	117	.427	26	11	16	73	33
Total	174-169	672	176	250	.372	58	14	23	166	66

PETE GEIST, SS-3B-OF

All-Atlantic Region, 1984

2nd-team All-Atlantic Coast Conference, 1985

Year	G-GS	AB	R	H	Avg.	2B	3B	HR	RBI	SB
1983	51	191	52	67	.351	8	4	7	45	2
1984	55-55	225	68	79	.351	14	4	16	66	6
1985	42-37	152	41	53	.349	19	2	7	35	3
Total	148-92+	568	161	199	.350	41	10	30	146	11

JOHN GHER, OF-3B

All-Southeastern Conference, 1962

Career Statistics of Tech's Top Players

HEATH HONEYCUTT, 3B

3rd-team All-America, 1998
2nd-team All-Atlantic Coast Conference, 1998

Year	G-GS	AB	R	H	Avg.	2B	3B	HR	RBI	SB
1996	28-8	42	7	14	.333	2	0	0	7	9
1997	61-61	249	52	86	.345	13	5	2	50	17
1998	63-63	258	70	95	.368	18	2	14	71	13
Total	152-132	549	129	195	.355	33	7	16	128	39

JAY HOOD, SS

2nd-team All-Atlantic Coast Conference, 1998

Year	G-GS	AB	R	H	Avg.	2B	3B	HR	RBI	SB
1996	64-64	268	43	74	.276	11	1	8	46	2
1997	34-34	141	39	48	.340	8	2	4	31	2
1998	49-49	203	44	65	.320	21	1	10	43	1
Total	147-147	612	126	187	.306	40	4	22	120	5

MIKE HOSTETLER, P

3rd-team All-America, 1990
2nd-team All-Atlantic Coast Conference, 1989
1st-team All-Atlantic Coast Conference, 1990
Georgia Tech Hall of Fame, 2001

Year	G-GS	W-L	SV	ERA	IP	H	R	ER	BB	SO
1989	33-0	3-5	11	4.93	49.1	44	35	27	21	52
1990	18-18	12-4	0	2.76	130.1	111	61	40	37	97
1991	21-12	7-8	1	3.93	103.0	111	60	45	38	93
Total	72-30	22-17	12	3.57	282.2	266	156	112	96	242

RICCARDO INGRAM, OF-1B

1st-team All-America, 1987
ACC Player of the Year, 1987
ACC Athlete of the Year, 1987
Georgia Tech Hall of Fame, 1995

Year	G-GS	AB	R	H	Avg.	2B	3B	HR	RBI	SB
1986	66-60	234	41	72	.308	9	3	10	48	7
1987	65-64	237	93	101	.426	21	3	17	99	17
Total	131-124	471	134	173	.367	30	6	27	147	24

GEORGE INMAN, C

All-Southeastern Conference, 1959, 1960
Georgia Tech Hall of Fame, 1979

Year	G-GS	AB	R	H	Avg.	2B	3B	HR	RBI	SB
1959	26	94	22	26	.277	4	3	4	24	1
1960	24	86	29	31	.360	2	2	7	24	1
Total	50	180	51	57	.317	6	5	11	48	2

SCOTT JORDAN, OF

3rd-team All-America, 1985
1st-team All-Atlantic Coast Conference, 1984, 1985
ACC Tournament MVP, 1985
Georgia Tech Hall of Fame, 1990

Year	G-GS	AB	R	H	Avg.	2B	3B	HR	RBI	SB
1982	37	129	33	42	.326	7	1	5	32	7
1983	52	201	68	74	.368	9	5	5	38	36
1984	52-52	206	75	84	.408	17	2	14	57	31
1985	61-60	226	77	94	.416	13	2	12	49	40
Total	202-112+	762	253	294	.386	46	10	36	176	114

ROGER KAISER, OF

All-Southeastern Conference, 1959
Georgia Tech Hall of Fame, 1966

Year	G-GS	AB	R	H	Avg.	2B	3B	HR	RBI	SB
1959	28	110	23	41	.373	6	4	4	32	2
1960	16	66	16	21	.318	0	1	3	17	3
1961	23	95	12	29	.305	5	2	1	12	4
Total	67	271	51	91	.336	11	7	8	61	9

KEITH KERVER, SS

Year	G-GS	AB	R	H	Avg.	2B	3B	HR	RBI	SB
1984	40-25	98	27	29	.296	2	0	0	13	7
1985	49-46	159	36	47	.296	15	1	1	26	1
1986	68-68	272	64	100	.368	13	0	0	43	8
1987	64-64	241	56	76	.315	15	0	1	38	9
Total	221-203	770	183	252	.327	45	1	2	120	25

ROGER KINARD, P

2nd-team All-Atlantic Coast Conference, 1987

Year	G-GS	W-L	SV	ERA	IP	H	R	ER	BB	SO
1984	9-0	1-1	1	6.19	16	19	17	11	16	22
1985	13-12	5-2	0	4.84	70.2	62	47	38	47	68
1986	18-18	8-4	0	4.06	106.1	86	57	48	71	71
1987	20-20	12-3	0	3.81	130	119	62	55	66	111
Total	60-50	26-10	1	4.24	323	286	183	152	200	272



JEFF KINDE, OF

2nd-team All-Atlantic Coast Conference, 2005, 2006

Year	G-GS	AB	R	H	Avg.	2B	3B	HR	RBI	SB
2002	1-0	1	0	1	1.000	0	0	0	0	0
2004	5-0	5	0	2	.400	0	0	0	1	0
2005	62-58	220	50	79	.359	23	1	6	65	2
2006	68-68	273	77	92	.337	18	1	14	55	0
Total	136-126	499	127	174	.349	41	2	20	121	2

Year	G-GS	W-L	SV	ERA	IP	H	R	ER	BB	SO
2002	15-0	1-0	0	3.52	15.1	13	7	6	10	33

ADAM LEGGETT, 2B

2nd-team All-Atlantic Coast Conference, 1996

Year	G-GS	AB	R	H	Avg.	2B	3B	HR	RBI	SB
1995	60-60	228	53	62	.272	10	2	5	35	4
1996	64-62	230	58	78	.339	17	2	13	46	15
1997	61-61	267	75	91	.341	17	2	10	52	18
Total	185-183	725	186	231	.319	44	6	28	133	37

RICHARD LEWIS, 2B-SS

2nd-team All-America, 2000
1st-team All-Atlantic Coast Conference, 2000
2nd-team All-Atlantic Coast Conference, 2001

Year	G-GS	AB	R	H	Avg.	2B	3B	HR	RBI	SB
1999	47-39	148	26	50	.338	3	0	1	14	7
2000	65-65	274	79	109	.398	17	3	4	52	10
2001	61-61	266	77	100	.376	13	6	11	64	11
Total	173-165	688	182	259	.376	33	9	16	130	28

RICK LOCKWOOD, 3B-SS

1st-team All-Atlantic Coast Conference, 1982-83
Georgia Tech Hall of Fame, 1989

Year	G-GS	AB	R	H	Avg.	2B	3B	HR	RBI	SB
1980	23	79	14	24	.304	2	1	4	17	1
1981	36	141	31	51	.362	6	3	7	24	3
1982	49	180	42	66	.367	13	0	10	55	14
1983	53	201	62	70	.348	19	0	12	67	16
Total	161	601	149	211	.351	40	4	33	163	34

ANTHONY MAISANO, 1B

3rd-team All-America, 1990
1st-team All-Atlantic Coast Conference, 1989, 1990

Year	G-GS	AB	R	H	Avg.	2B	3B	HR	RBI	SB
1989	63-63	218	45	72	.330	14	0	12	59	0
1990	64-59	214	47	69	.322	10	0	25	62	0
Total	127-122	432	92	141	.326	24	0	37	121	0

BOBBY McCaULEY, 2B-SS-3B

All-Southeastern Conference, 1955
Georgia Tech Hall of Fame, 1975

Year	G-GS	AB	R	H	Avg.	2B	3B	HR	RBI	SB
1952	—	31	3	5	.161	2	0	0	0	—
1953	13	54	7	11	.204	1	0	2	7	2
1954	23	84	26	35	.417	4	1	2	16	8
1955	24	95	23	33	.347	3	1	11	33	1
Total	60	264	59	84	.318	10	2	15	56	11

WALT McCONNELL, 2B-3B-1B

1st-team All-Atlantic Coast Conference, 1985
Georgia Tech Hall of Fame, 1993

Year	G-GS	AB	R	H	Avg.	2B	3B	HR	RBI	SB
1983	46	161	47	53	.329	8	2	9	51	5
1984	52-50	189	43	55	.291	12	2	6	49	4
1985	60-60	224	56	80	.357	12	0	10	72	6
Total	158-110+	574	146	188	.328	32	4	25	172	15

DECK McGUIRE, RHP

1st-team Freshman All-America, 2008
Atlantic Coast Conference Pitcher of the Year, 2009
1st-team All-Atlantic Coast Conference, 2009, 2010
1st-team All-America, 2009
3rd-team All-America, 2010

Year	G-GS	W-L	SV	ERA	IP	H	R	ER	BB	SO
2008	17-13	8-1	0	3.46	78.0	70	35	30	32	70
2009	16-16	11-2	0	3.50	100.1	85	51	39	41	118
2010	16-16	9-4	0	2.95	112.2	94	44	37	33	118
Total	49-45	28-7	0	3.28	291.0	250	130	106	106	306

ERIC McQUEEN, C

2nd-team All-Atlantic Coast Conference, 1999

Year	G-GS	AB	R	H	Avg.	2B	3B	HR	RBI	SB
1996	23-12	47	7	12	.255	2	0	1	7	1
1997	55-55	206	47	65	.316	7	3	8	46	11
1998	53-52	198	48	59	.298	16	1	15	57	10
1999	56-56	216	44	68	.315	10	1	11	37	11
Total	187-175	667	146	204	.306	35	5	35	147	33

JOHNNY MENDER, 3B

All-Southeastern Conference, 1957
Georgia Tech Hall of Fame, 1970

Year	G-GS	AB	R	H	Avg.	2B	3B	HR	RBI	SB
1954	17	61	14	16	.262	0	1	1	12	3
1955	22	90	23	23	.256	7	2	2	18	5
1956	23	98	25	26	.265	2	0	11	7	4
1957	25	93	29	37	.398	4	2	2	14	8
Total	87	342	91	102	.298	13	5	16	51	20

Career Statistics of Tech's Top Players

MATT MURTON, OF

2nd-team All-Atlantic Coast Conference, 2002, 2003

Year	G-GS	AB	R	H	Avg.	2B	3B	HR	RBI	SB
2001	47-38	161	43	62	.385	14	1	7	35	3
2002	64-63	250	62	86	.344	16	1	10	58	20
2003	62-62	246	64	74	.301	10	3	13	56	19
Total	173-163	657	169	222	.338	40	5	30	149	42

STEVE NEWBERN, OF

2nd-team All-Atlantic Coast Conference, 1985

Year	G-GS	AB	R	H	Avg.	2B	3B	HR	RBI	SB
1982	49	185	49	60	.324	7	4	11	42	16
1983	50	183	59	63	.344	11	0	2	20	26
1984	55-55	208	68	69	.332	14	2	7	37	30
1985	59-59	239	74	92	.385	16	9	8	46	15
Total	213-114+	815	250	284	.348	48	15	28	145	87

GARY NEWSOM, 2B

1st-team All-Atlantic Coast Conference, 1982

2nd-team All-Atlantic Coast Conference, 1980, 1981

Georgia Tech Hall of Fame, 1992

Year	G-GS	AB	R	H	Avg.	2B	3B	HR	RBI	SB
1980	15	48	10	16	.333	3	0	0	4	0
1981	38	140	29	38	.271	5	0	4	25	11
1982	49	185	49	60	.324	7	4	11	42	16
Total	102	373	88	114	.306	15	4	15	71	27

BILLY PARHAM, 1B

2nd-team All-Atlantic Coast Conference, 1987

Year	G-GS	AB	R	H	Avg.	2B	3B	HR	RBI	SB
1986	44-21	97	20	32	.330	4	0	4	22	0
1987	63-61	230	61	75	.326	18	0	18	69	3
1988	68-68	264	62	88	.333	14	0	20	73	8
Total	175-150	591	143	195	.330	36	0	42	164	11

TYLER PARKER, C

2nd-team All-Atlantic Coast Conference, 2002

Year	G-GS	AB	R	H	Avg.	2B	3B	HR	RBI	SB
2000	53-47	185	32	44	.238	8	0	11	41	5
2001	16-12	52	13	17	.327	5	0	1	16	3
2002	65-64	258	57	80	.310	19	4	11	59	13
Total	134-123	495	102	141	.285	32	4	23	116	21

ERIC PATTERSON, 2B

1st-team All-Atlantic Coast Conference, 2002, 2003, 2004

3rd-team All-America, 2002

Year	G-GS	AB	R	H	Avg.	2B	3B	HR	RBI	SB
2002	67-65	260	73	90	.346	14	3	3	40	41
2003	59-59	248	56	68	.274	11	4	2	35	35
2004	65-64	264	76	86	.326	11	5	9	49	48
Total	191-188	772	205	244	.316	36	12	14	124	124

DANNY PAYNE, OF

3rd-team All-America, 2007

1st-team All-Atlantic Coast Conference, 2006, 2007

Year	G-GS	AB	R	H	Avg.	2B	3B	HR	RBI	SB
2005	64-64	261	77	74	.284	11	2	3	40	24
2006	43-43	180	56	64	.356	14	1	11	44	20
2007	56-56	219	68	81	.370	20	3	4	36	20
Total	163-163	660	201	219	.332	45	6	18	120	64

JAY PAYTON, OF

Consensus 1st-team All-America, 1994

1st-team All-Atlantic Coast Conference, 1994

2nd-team All-Atlantic Coast Conference, 1993

Georgia Tech Hall of Fame, 2005

Year	G-GS	AB	R	H	Avg.	2B	3B	HR	RBI	SB
1992	62-60	248	46	75	.302	12	6	2	27	12
1993	61-61	240	61	83	.346	12	12	14	64	23
1994	67-67	297	78	129	.434	27	4	20	102	8
Total	190-188	785	185	287	.366	51	22	36	193	43

JIM POOLE, P

1st-team All-Atlantic Coast Conference, 1987, 1988

Georgia Tech Hall of Fame, 1997

Year	G-GS	W-L	SV	ERA	IP	H	R	ER	BB	SO
1985	6-0	0-0	0	6.43	7	8	5	5	6	9
1986	31-1	2-0	3	4.62	39	36	24	20	22	51
1987	38-0	4-1	10	3.42	71	53	29	27	32	90
1988	45-0	4-4	9	2.03	71	62	33	16	40	113
Total	120-1	10-5	22	3.26	188	159	91	68	100	263


TONY PLAGMAN, 1B

3rd-team All-America, 2010

1st-team All-Atlantic Coast Conference, 2010

2nd-team All-Atlantic Coast Conference, 2009

Year	G-GS	AB	R	H	Avg.	2B	3B	HR	RBI	SB
2007	53-45	154	32	42	.273	11	0	2	23	3
2008	62-58	219	51	67	.306	11	1	16	45	3
2009	58-58	246	59	87	.354	18	2	16	73	4
2010	62-62	239	66	86	.360	16	2	21	78	8
Total	114-109	858	107	282	.329	56	5	55	219	18



SCOTT PRATHER, P-OF

3rd-team All-America, 1998

2nd-team All-Atlantic Coast Conference, 1998

Year	G-GS	W-L	SV	ERA	IP	H	R	ER	BB	SO
1996	21-4	5-2	1	5.89	44.1	52	33	29	27	56
1997	19-5	3-1	0	8.26	40.1	50	39	37	26	43
1998	16-11	3-4	1	6.03	77.2	87	56	52	45	98
Total	56-20	11-7	2	6.54	162.1	189	128	118	98	197

Year	G-GS	AB	R	H	Avg.	2B	3B	HR	RBI	SB
1997	58-56	204	56	68	.333	13	0	9	62	4
1998	56-53	203	51	66	.325	21	0	12	43	1
Total	114-109	407	107	134	.329	34	0	21	105	5

BRYAN PRINCE, C

1st-team All-Atlantic Coast Conference, 2000, 2001

Year	G-GS	AB	R	H	Avg.	2B	3B	HR	RBI	SB
1998	49-44	172	41	58	.337	11	0	5	38	3
1999	38-32	122	26	38	.311	5	0	5	38	1
2000	64-64	256	59	99	.387	21	0	8	77	1
2001	59-58	238	54	83	.349	16	0	6	63	1
Total	210-198	788	180	278	.353	53	0	24	216	6

H.F. REAGIN, C

Georgia Tech Hall of Fame, 1983

Year	G-GS	AB	R	H	Avg.	2B	3B	HR	RBI	SB
1971	32	99	11	11	.111	1	0	2	7	—
1972	20	54	5	9	.167	2	0	1	5	—
1973	28	88	8	22	.250	6	1	3	15	3
1974	36	132	22	40	.303	6	1	3	40	1
Total	116	373	46	82	.220	15	2	9	67	4

BOBBY REEVES, SS

Georgia Tech Hall of Fame, 1985

Year	G-GS	AB	R	H	Avg.	2B	3B	HR	RBI	SB
1924	22	84	—	24	.286	2	1	4	—	—
1925	14	57	—	18	.316	3	3	1	—	—
1926	26	109	—	44	.404	7	8	10	—	—
Total	62	250	—	86	.344	12	12	15	—	—

CLIFTON REMOLE, 1B-OF

2nd-team All-Atlantic Coast Conference, 2004

Year	G-GS	AB	R	H	Avg.	2B	3B	HR	RBI	SB
2002	53-40	152	25	43	.283	3	0	4	34	2
2003	57-56	220	47	71	.323	14	0	4	42	1
2004	65-63	259	47	89	.344	15	2	4	56	5
Total	175-159	631	119	203	.322	32	2	12	132	8

CHAPPELL RHINO, 2B-P-3B-OF

All-Southeastern Conference, 1951, 1953

Georgia Tech Hall of Fame, 1974

Year	G-GS	AB	R	H	Avg.	2B	3B	HR	RBI	SB
1951	—	—	—	—	—	—	—	—	—	—
1952	—	75	12	14	.187	1	3	0	16	—
1953	21	86	13	20	.233	3	2	0	9	0

Year	G-GS	W-L	SV	ERA	IP	H	R	ER	BB	SO
1951	—	—	—	—	—	—	—	—	—	—
1952	6	3-2	—	—	43.2	—	—	—	—	—
1953	8	5-1	—	—	46.2	41	27	—	14	29

BRAD RIGBY, P

1st-team All-America, 1994

2nd-team All-America, 1993

1st-team All-Atlantic Coast Conference, 1993

Georgia Tech Hall of Fame, 2006

Year	G-GS	W-L	SV	ERA	IP	H	R	ER	BB	SO
1992	17-17	8-3	0	2.94	98	83	50	32	46	81
1993	17-17	13-1	0	2.46	98.2	57	33	27	56	132
1994	24-21	14-4	0	3.46	143	104	62	55	74	184
Total	58-55	35-8	0	3.02	339.2	244	145	114	176	397

RYAN RITTER, 2B-OF

2nd-team All-America, 1995

1st-team All-Atlantic Coast Conference, 1995

Year	G-GS
------	------

Career Statistics of Tech's Top Players

CARL SITLER, INF-OF-C

Year	G-GS	AB	R	H	Avg.	2B	3B	HR	RBI	SB
1984	36-21	91	27	33	.363	7	4	3	21	0
1985	61-58	240	43	73	.304	14	2	4	44	3
1986	44-35	138	31	35	.254	8	1	6	28	3
1987	61-48	192	43	64	.333	10	3	6	44	9
Total	202-162	661	144	205	.310	39	10	19	137	15

JEREMY SLAYDEN, OF

2nd-team All-Atlantic Coast Conference, 2005

Freshman All-America, 2002

Year	G-GS	AB	R	H	Avg.	2B	3B	HR	RBI	SB
2002	68-65	256	74	89	.348	15	1	18	66	4
2003	62-59	218	44	64	.294	18	4	8	40	2
2004	9-9	35	7	10	.286	1	0	1	8	0
2005	52-49	199	51	70	.352	9	0	13	57	1
Total	191-182	708	176	233	.329	43	5	40	171	7

MICHAEL SORROW, 3B-SS

2nd-team All-America, 1996

1st-team All-Atlantic Coast Conference, 1996

2nd-team All-Atlantic Coast Conference, 1995

Year	G-GS	AB	R	H	Avg.	2B	3B	HR	RBI	SB
1993	41-33	120	21	31	.258	7	1	3	22	3
1994	54-35	133	31	33	.248	9	2	1	19	0
1995	60-60	236	63	82	.347	13	5	4	41	4
1996	64-64	249	66	92	.369	18	2	11	47	3
Total	219-192	738	181	238	.322	47	10	19	129	10

MIKE SORROW, P

NCAA All-District, 1971

Georgia Tech Hall of Fame, 1979

Year	G-GS	W-L	SV	ERA	IP	H	R	ER	BB	SO
1969	10-6	4-2	—	1.83	59	44	17	12	19	55
1970	5-5	1-2	—	4.56	25.2	17	14	13	18	26
1971	12-10	7-3	—	1.07	84	57	25	10	33	93
1972	12-10	6-3	—	3.55	78.2	71	36	31	22	74
Total	39-31	18-10	—	2.40	247.1	189	92	66	92	248

MARK TEIXEIRA, 3B

Dick Howser Trophy, 2000

Consensus 1st-team All-America, 2000

2nd-team All-America, 1999

ACC Player of the Year, 2000

1st-team All-Atlantic Coast Conference, 1999, 2000

National Rookie of the Year, 1999

ACC Rookie of the Year, 1999

1st-team Academic All-America, 2000

Year	G-GS	AB	R	H	Avg.	2B	3B	HR	RBI	SB
1999	58-58	225	61	87	.387	18	0	13	65	11
2000	66-66	241	104	103	.427	21	4	18	80	13
2001	16-16	62	13	26	.419	5	0	5	20	3
Total	140-140	528	178	216	.409	44	4	36	165	27

MIKE THOMAS, 2B

All-Southeastern Conference, 1959

Year	G-GS	AB	R	H	Avg.	2B	3B	HR	RBI	SB
1959	28	103	21	36	.350	2	4	3	27	5
1960	23	70	14	16	.229	1	2	0	10	0
Total	51	173	35	52	.301	3	6	3	37	5

J.J. THOMAS, 1B-OF

Honorable Mention All-America, 1996

1st-team All-Atlantic Coast Conference, 1997


2nd-team All-Atlantic Coast Conference, 1995, 1996

Year	G-GS	AB	R	H	Avg.	2B	3B	HR	RBI	SB
1995	57-52	210	57	73	.348	18	0	13	46	3
1996	63-62	228	67	77	.338	17	1	21	68	5
1997	61-61	237	70	72	.304	13	1	22	70	9
Total	181-175	675	194	222	.329	48	2	56	184	17

CHARLIE THOMPSON, OF

All-Southeastern Conference, 1961

Year	G-GS	AB	R	H	Avg.	2B	3B	HR	RBI	SB
1960	13	25	4	6	.240	1	1	0	5	0
1961	22	72	11	26	.361	3	1	1	13	3
Total	35	97	15	32	.330	4	2	1	18	3



TOMMY THOMPSON, 1B

2nd-team All-America, 1979

2nd-team All-Atlantic Coast Conference, 1979

Georgia Tech Hall of Fame, 1986

Year	G-GS	AB	R	H	Avg.	2B	3B	HR	RBI	SB
1978	29	117	30	41	.350	5	1	10	35	1
1979	31	127	33	52	.409	7	1	14	51	3
1980	27	91	23	25	.275	2	0	6	24	0
1981	36	125	32	35	.280	5	0	11	33	0
Total	123	460	118	153	.333	19	2	41	143	4

TED TOMASOVICH, OF-P

NCAA All-District, 1968

Georgia Tech Hall of Fame, 1986

Year	G-GS	AB	R	H	Avg.	2B	3B	HR	RBI	SB
1966	9	11	2	3	.273	0	2	0	4	0
1967	9	21	3	7	.333	2	0	1	5	0
1968	30	113	25	43	.381	9	6	5	38	0
Total	48	145	30	53	.366	11	8	6	47	0

Year	G-GS	W-L	SV	ERA	IP	H	R	ER	BB	SO
1966	7-4	2-2	—	3.90	30	16	13	13	20	24
1967	6-6	3-2	—	3.40	45	38	23	17	12	42
1968	1-0	0-0	—	0.00	1	0	0	0	0	1
Total	14-10	5-4	—	3.55	76	54	36	30	32	67

CORY VANCE, P

3rd-team All-America, 2000

1st-team All-Atlantic Coast Conference, 2000

Freshman All-America, 1998

Year	G-GS	W-L	SV	ERA	IP	H	R	ER	BB	SO
1998	19-11	6-4	0	5.96	80	95	68	53	39	102
1999	18-17	9-3	1	4.43	103.2	118	60	51	50	103
2000	16-16	13-3	0	3.40	119	97	49	45	36	123
Total	53-44	28-10	1	4.43	302.2	310	177	149	125	328

JASON VARITEK, C

Golden Spikes Award winner, 1994

Dick Howser Trophy, 1994

Consensus 1st-team All-America, 1992, 1993, 1994

ACC Player of the Year, 1993

1st-team All-Atlantic Coast Conference, 1992, 1993, 1994

2nd-team All-Atlantic Coast Conference, 1991

Georgia Tech Hall of Fame, 2004

Year	G-GS	AB	R	H	Avg.	2B	3B	HR	RBI	SB
1991	63-61	225	42	67	.298	17	0	7	41	0
1992	62-62	212	54	86	.406	22	0	11	52	2
1993	61-61	228	78	92	.404	20	2	22	72	5
1994	67-67	249	87	106	.426	23	1	17	86	5
Total	253-251	914	261	351	.384	82	3	57	251	12

JEFF WATCHKO, P

2nd-team All-Atlantic Coast Conference, 2002

Year	G-GS	W-L	SV	ERA	IP	H	R	ER	BB	SO
2000	26-2	4-1	6	3.38	58.1	49	25	22	23	54
2001	31-0	1-3	6	3.31	35.1	34	14	13	18	35
2002	29-9	11-1	2	4.01	89.2	94	48	40	19	62
2003	29-1	3-3	5	4.62	48.2	50	25	25	21	41
Total	115-12	19-8	19	3.88	232	227	112	100	81	192

K.G. WHITE, OF

1st-team All-Atlantic Coast Conference, 1987, 1988

Georgia Tech Hall of Fame, 1997

Year	G-GS	AB	R	H	Avg.	2B	3B	HR	RBI	SB
1985	41-24	107	25	42	.392	7	1	4	26	1
1986	64-63	267	59	83	.311	14	3	8	39	26
1987	54-53	214	73	70	.327	13	3	16	51	34
1988	65-63	231	65	78	.338	16	0	18	55	28
Total	224-203	819	222	273	.333	50	7	46	171	89

MATT WIETERS, C

1st-team All-America, 2006, 2007

1st-team All-Atlantic Coast Conference, 2005, 2007

2nd-team All-Atlantic Coast Conference, 2006

Freshman All-America, 2005

ACC Rookie of the Year, 2005

Year	G-GS	AB	R	H	Avg.	2B	3B	HR	RBI	SB
2005	60-59	227	53	83	.366	17	1	10	68	1
2006	68-68	259	72	92	.355	20	0	15	71	3
2007	57-57	218	42	78	.358	17	2	10	59	2
Total	185-184	704	167	253	.359	54	3	35	198	6

Year	G-GS	W-L	SV	ERA	IP	H	R	ER	BB	SO
2005	26-0	3-3	6	2.85	41.0	40	17	13	10	32
2006	21-0	1-3	7	3.41	31.2	35	12	12	8	35
2007	12-1	1-4	3	7.53	14.1	16	12	12	6	16
Total	59-1	5-10	16	3.83	87.0	91	41	37	24	83

BILLY WILLIAMSON, OF

All-Southeastern Conference, 1961

Year	G-GS	AB	R	H	Avg.	2B	3B	HR	RBI	SB
1961	24	92	20	23	.250	3	4	2	20	4
1962	24	93	14	23	.247	2	2	0	14	2
1963	25	104	11	20	.192	2	0	0	11	1
Total	73	289	45	66	.228	7	6	2	45	7

Batting Records

Georgia Tech's Triple Crown Winners



TEAM

RUNS SCORED

Inning: 15, vs. Charleston Southern (4th inning), 3-2-99

Game: 41, vs. Earlham, 3-21-75

Game (both teams): 44, vs. Georgia State, 3-5-81 (Tech 35, GSU 9)

Season (most): 662 in 1987

Season (fewest): 72 in 1964

Season, per game (highest): 10.3 in 1984

Season, per game (lowest): 3.0 in 1964

MOST AT-BATS

Game: 59, vs. Earlham, 3-21-75

Season: 2,493 in 1986

MOST PLATE APPEARANCES

Inning: 20, vs. Charleston Southern (4th inning), 3-2-99

Game: 77, vs. Earlham, 3-21-75

Season: 2,933 in 1994

BATTING AVERAGE

Season (highest): .347 in 2001

Season (lowest): .217 in 1964

BASE HITS

Inning: 10 vs. Georgia State (8th), 4-12-94; Jacksonville State (3rd), 3-5-96; Oakland (4th), 2-28-01; Virginia Tech (1st) and (2nd), 5-14-05.

Game: 30, vs. Maryland, 3-28-85

Game (both teams): 43, vs. Georgia State, 3-5-81 (Tech 28, GSU 15); Wake Forest, 4-4-81 (Tech 24, WF 19).

Season (most): 833 in 2000

Season (fewest): 163 in 1953

Season, per game (highest): 12.7 in 2001

Season, per game (lowest): 7.0 in 1964

DOUBLES

Game: 8 vs. Rutgers, 3-6-99; at Wake Forest, 4-19-09

Game (both teams): 14, vs. New Orleans, 3-30-88 (GT 5, UNO 9)

Season (most): 164 in 1994

Season (fewest): 14 in 1964

Triple Crown Winners

The following Georgia Tech players have led their teams in batting, home runs and runs batted in.

Year	Player	HR	RBI	AVG
1958	Earl Moore	4	15	.287
1959	Roger Kaiser	4	32	.373
1960	George Inman	7	24	.360
1968	Ted Tomasovich	5	38	.381
1975	Frank Turner	2	30	.376
1991	Andy Bruce	*22	*96	.345
1992	Jason Varitek	11	52	.406
1993	Jason Varitek	*22	72	*.404
1994	Jay Payton	20	*102	*.434
1997	Mark Fischer	24	98	.354
1999	Mark Teixeira	13	65	.387

* Denotes school record

TRIPLES

Game: 3, vs. Fairfield, 3-30-78; Ga. State, 4-25-84; Appalachian State, 3-9-94; Siena, 3-19-94; Ga. State, 4-12-94; N.C. State, 5-9-97; Cincinnati, 2-21-98; Georgia, 4-24-07; Mercer, 3-24-10; Georgia, 4-14-10

Game (both teams): 5, vs. Duke, 3-23-72

Season (most): 31 in 1994

Season (fewest): 1 in 1958, 1999

HOME RUNS

Game: 11, vs. Maryland, 3-28-85

Game (both teams): 12, vs. Maryland, 3-28-85; Mercer, 4-22-08.

Season (most): 122 in 2010

Season (fewest): 3 in 1970

Season, per game (most): 1.98 in 2010 (122 in 62 games)

Season, per game (fewest): 0.13 in 1970 (3 in 24 games)

GRAND SLAM HOME RUNS

Game: 2, (last time vs. Georgia Southern, 4-16-08)

Season: 10 in 1998

TOTAL BASES

Game: 69, vs. Maryland, 3-28-85

Season (most): 1,345 in 1987

Season (fewest): 215 in 1953

RUNS BATTED IN

Game: 34, vs. Earlham, 3-21-75

Season (most): 602 in 1987

Season (fewest): 59 in 1964

STOLEN BASES

Game: 10 vs. Cincinnati, 3-25-21

Game (both teams): 11, vs. Elon, 3-24-84

Season: 144 in 1987

Season, per game (most): 2.22 in 1987 (144 in 65 games)

Season, per game (fewest): 0.17 in 1958 (4 in 24 games)

SLUGGING PERCENTAGE

Season (highest): .575 in 2010

Season (lowest): .295 in 1961

STRIKEOUTS

Game: 17, vs. Florida State, 4-16-05; vs. Virginia, 4-9-10

Season (most): 498 in 1997

Season (fewest): 124 in 1980

WALKS

Game: 19, vs. Hope, 3-25-78

Game (both teams): 27, vs. Wake Forest, 4-4-81

Season (most): 411 in 1990

Season (fewest): 64 in 1964

WALK-TO-STRIKEOUT RATIO

Season (best): 1.6-1 in 1983

(353 BB, 221 SO)

Season (worst): 0.4-1 in 1965

(64 BB, 155 SO)

RUNNERS LEFT ON BASE

Game (9 inn.): 18, vs. Virginia, 3-23-83; North Carolina, 5-14-97

Game (extra inn.): 20, vs. Wake Forest (12 innings), 4-4-81

Season (most): 587 in 1985

BATTERS HIT BY PITCH

Season (most): 88 in 2002
Season (fewest): 5 in 1964

SACRIFICE HITS

Season (most): 55 in 1993
Season (fewest): 4 in 1977

SACRIFICE FLIES

Game: 6 vs. Wake Forest, 4-14-95 *NCAA Record
Season (most): 46 in 2000
Season (fewest): 1 in 1964

Team Miscellaneous Records

MOST GAMES SHUT OUT, SEASON: 3
 (1961, 1963, 1964, 1966, 1975, 1998)
MOST CONSECUTIVE GAMES SHUT OUT: 1
 (modern era)
MOST CONSECUTIVE SCORELESS INNINGS: 20 (1957)
MOST CONSECUTIVE SCORING GAMES: 302
 (Florida State, 5-2-76, through Wake Forest, 4-15-84; streak ended by Maryland, 4-18-84)
MOST GAMES IN DOUBLE-FIGURE RUNS, SEASON: 35 (1987)
MOST CONSECUTIVE GAMES IN DOUBLE-FIGURE RUNS: 8 (Duke, 3-4-05, though Wake Forest, 3-13-05)

INDIVIDUAL**MOST GAMES PLAYED**

Season: 71, Darren Bragg, 1990; Andy Bruce, 1990
Career: 253, Jason Varitek, 1991-94

MOST AT-BATS

Game: 8, Bert Kizer vs. Earlham, 3-21-75; Greg Woodward vs. Georgia State, 3-5-81; Todd Moore vs. Wake Forest, 4-4-81; Scott McIntyre vs. Washington, 5-30-94.
Season: 297, Jay Payton, 1994
Career: 979, Victor Menocal, 1999-2002

BEST BATTING AVERAGE

Season (50-99 AB): .465, Bob Lusk, 1951
Season (100-199 AB): .500, Tom Angley, 1926
Season (200+ AB): .434, Jay Payton, 1994
Career (200+ AB): .436, Tom Angley, 1925-27

MOST RUNS SCORED

Game: 7, Frank Turner vs. Earlham, 3-21-75
Season: 104, Mark Teixeira, 2000
Career: 261, Jason Varitek, 1991-94

MOST BASE HITS

Game: 6, by K.G. White vs. Evansville, 3-6-87; Jeremy Slayden vs. Duke, 5-24-03; Chase Burnett vs. Presbyterian, 5-3-09
Season: 129, Jay Payton, 1994
Career: 351, Jason Varitek, 1991-94

MOST DOUBLES

Game: 3, Tom Angley vs. Auburn, 4-10-26; Jim Giuliani vs. Hope, 3-27-76; K.G. White vs. Piedmont, 3-10-87; Nomar Garciaparra vs. North Carolina, 5-18-94; Matt Saier vs. Duke, 4-7-95; Mark Fischer vs. Georgia State, 4-2-96; Scott Byers vs. Tulane, 5-25-96; Mark Teixeira vs. Kent, 3-21-99; Tyler Parker vs. Liberty, 3-15-00 and Tennessee Tech, 2-17-02; Jason Basil vs. NC State, 3-9-01; Steven Blackwood vs. Purdue, 3-17-04 and NC State, 3-18-05; Whit Robbins vs. Wofford, 5-16-06; Tony Plagman at Wake Forest, 4-17-09; Chase Burnett vs. Presbyterian, 5-3-09
Season: 27, Jay Payton, 1994
Career: 82, Jason Varitek, 1991-94

MOST TRIPLES

Game: 2, Jennings vs. Alabama, 4-25-23; Tom Angley vs. Maryland, 4-15-25; Bobby Reeves vs. Vanderbilt, 4-24-26 and NC State, 4-28-26; Duck McKee vs. Illinois, 4-19-30 and Mercer, 4-11-31 and 4-21-31; Carl Waits vs. Clemson, 4-27-35; Larry Elliott vs. Mercer, 5-12-72; Scott Jordan vs. Ohio Northern, 3-5-83; Greg Woodward vs. Virginia, 3-22-83; Steve Newbern vs. Augusta, 4-11-83; Nomar Garciaparra vs. Appalachian State, 3-9-94; Brad Stockton vs. Oakland, 2-27-01; Richard Lewis vs. Charleston Southern, 5-5-01; Luke Murton vs. Duke, 3-25-07; Jeff Ussery vs. Georgia, 4-24-07; Jeff Rowland vs. Missouri State, 2-20-10
Season: 12, Jay Payton, 1993
Career: 22, Jay Payton, 1992-94

MOST HOME RUNS

Game: 3, Bobby Reeves vs. Auburn, 4-5-24; and Alabama, 4-14-26; Pete Geist vs. Ohio State, 3-21-84; K.G. White vs. Wake Forest, 4-12-87; Andy Bruce vs. Duke, 4-13-90; Jason Varitek vs. N.C. State, 5-9-93; Ryan Ritter vs. N.C. State, 5-14-95; Scott Byers vs. Maryland, 5-3-96; Luke Murton vs. Clemson, 5-27-06; Chase Burnette vs. Presbyterian, 5-3-09
Season: 25, Anthony Maisano, 1990
Career: 57, Jason Varitek, 1991-94*
**Anthony Maisano hit 69 career home runs (32 at Wake Forest, 37 at Georgia Tech)*

HOME RUNS IN CONSECUTIVE GAMES

Season: 8 games, Andy Bruce (9 HR) from March 2-10, 1991 *NCAA record

MOST GRAND SLAM HOME RUNS

Season: 4, Tyler Greene vs. Wake Forest (3-11-05, 3-13-05), Maryland (4-3-05), Virginia Tech (5-15-05); Brad Feltes vs. Georgia State (3-25-08), Boston College (3-29-08), Georgia Southern (4-16-08), Maryland (4-20-08).

MOST RUNS BATTED IN

Game: 9, Pete Geist vs. Ohio State, 3-21-84; Andy Bruce vs. Georgia, 3-21-94; Chase Burnett vs. Presbyterian, 5-3-09
Season: 102, Jay Payton, 1994
Career: 251, Jason Varitek, 1994

MOST TOTAL BASES

Game: 18, Chase Burnett vs. Presbyterian, 5-3-09
Season: 224, Jay Payton, 1994
Career: 610, Jason Varitek, 1991-94

BEST SLUGGING PERCENTAGE

Season: .930, Tom Angley, 1926
Career: .763, Tom Angley, 1925-27

MOST STRIKEOUTS

Game: 5, Tucker Barr vs. Clemson, 5-10-96; Danny Payne vs. Rutgers, 2-26-05; Steven Blackwood vs. South Florida, 5-6-06.
Season: 80, J.J. Thomas, 1997
Career: 203, J.J. Thomas, 1995-97

TOUGHEST TO STRIKE OUT

Season (50-99 AB): 1/15.50, Johnny Menger, 1957
Season (100-199 AB): 1/51.50, Gary Newsom, 1980
Season (200+ AB): 1/19.14, Carlton Fleming, 1991
Career (200+ AB): 1/17.72, Carlton Fleming, 1990-92

MOST WALKS

Game: 5, Gary Newsom vs. Wake Forest, 4-4-81; David Ivester vs. Maryland, 4-14-89; Tucker Barr vs. Kent, 3-22-96.
Season: 76, Jason Varitek, 1994
Career: 221, Darren Bragg, 1988-91
Season (IBB): 17, Mark Teixeira, 2000
Career (IBB): 34, Mark Teixeira, 1999-01

MOST STOLEN BASES

Game: 5, K.G. White vs. East Tennessee St., 3-25-87; Eric Patterson vs. Duke, 5-8-04.
Season: 50, Ty Griffin, 1986
Career: 127, Ty Griffin, 1986-88
Most in season without being caught: 25, Nomar Garciaparra, 1992
Most consecutive successful steals: 35, Nomar Garciaparra, 1992-94

MOST SACRIFICE BUNTS

Season: 14, Ryan Ritter, 1993
Career: 22, Scott McIntyre, 1991-94

MOST SACRIFICE FLIES

Season: 11, Jason Basil, 2000
Career: 21, Jason Basil, 1998-01

MOST TIMES HIT BY PITCH


Season: 21, Derek Dietrich, 2010
Career: 55, Matthew Boggs, 1998-2002

LONGEST HITTING STREAKS

(All streaks of 20 games or more)
 30 games, Victor Menocal, 2002
 28 games, Carlton Fleming, 1990
 27 games, Jay Payton, 1993
 27 games, Richard Lewis, 2000
 24 games, Riccardo Ingram, 1987
 23 games, Scott Jordan, 1984
 23 games, Tyler Greene, 2005
 22 games, K.G. White, 1987
 22 games, Jay Payton, 1994
 21 games, J.J. Thomas, 1996
 20 games, Ty Griffin, 1987
 20 games, Derik Goffena, 2000

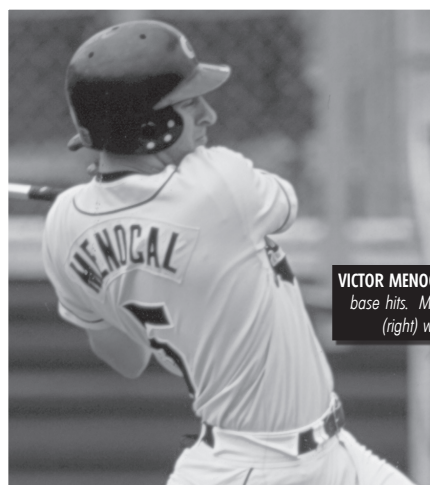
Batting Records**CONSECUTIVE GAMES REACHING BASE**

80 games, Danny Payne, 2006-07
 79 games, Scott Jordan, 1984-85
 65 games, Jason Varitek, 1993-94
 58 games, Mark Teixeira, 2000-01
 56 games, Richard Lewis, 2000-01

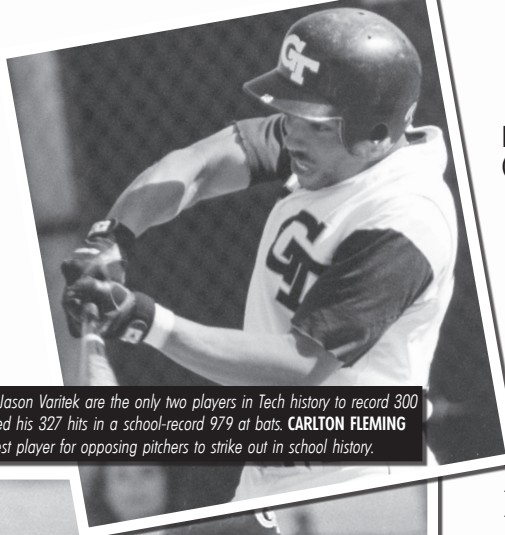


PETE GEIST (top) set a school record with nine RBI in a game against Ohio State in 1984. He also hit three home runs in that game, a Tech mark shared by several players. **K.G. WHITE** (middle) set Georgia Tech single game records for base hits (6 vs. Evansville) and stolen bases (5 vs. East Tennessee State) in 1987. Jeremy Slayden (2003) and Chase Burnett (2009) have since tied White's record. **DANNY PAYNE** (bottom) ended his career at Georgia Tech by reaching base safely in his last 80 games.



Career Batting Leaders



VICTOR MENOCA (left) and Jason Varitek are the only two players in Tech history to record 300 base hits. Menocal collected his 327 hits in a school-record 979 at bats. **CARLTON FLEMING** (right) was the toughest player for opposing pitchers to strike out in school history.



TY GRIFFIN (above) owns one of the few career records not belonging to Jason Varitek - stolen bases. Griffin owns three of the top six single season stolen base totals in Tech history. **MARK TEIXEIRA** (left) finished with the highest career batting average at Georgia Tech in the last 70 years.



JASON VARITEK is at the top of nearly every Georgia Tech career list.

Batting Average

(Min. 200 at-bats)	H-AB	Avg.	Years
1. Tom Angley.....	127-291	.4364	1925-27
2. Doug Wycoff.....	108-255	.4235	1924-26
3. Mark Teixeira.....	216-528	.4091	1999-01
4. Scott Jordan.....	294-762	.3858	1982-85
5. Jason Varitek.....	351-914	.3840	1991-94
6. Richard Lewis.....	259-688	.3765	1999-01
7. Nomar Garciaparra.....	250-672	.3720	1992-94
8. Cam Bonifay.....	171-462	.3701	1971-74
9. Mike Fowler.....	175-474	.3692	1986-87
10. Riccardo Ingram.....	177-482	.3672	1985-87
Mark Fischer.....	271-741	.3657	1995-97
12. Jay Payton.....	287-785	.3656	1992-94
13. Matt Wieters.....	253-704	.3594	2005-07
14. Chris Morgan.....	143-402	.3557	1983-84
15. Heath Honeycutt.....	195-549	.3552	1996-98
16. Randy Carroll.....	80-226	.3540	1965-66
17. Doug Ibele.....	132-374	.3529	1976-79
18. Bryan Prince.....	278-788	.3528	1998-01
19. Michael Wolff.....	161-457	.3523	1990-92
20. Larry Elliott.....	132-375	.3520	1969-72

Slugging Percentage

(Min. 200 at-bats)	TB-AB	Pct.	Years
1. Tom Angley.....	222-291	.763	1925-27
2. Mark Teixeira.....	376-528	.712	1999-01
3. Doug Wycoff.....	177-255	.694	1924-26
4. Mike Fowler.....	321-474	.677	1986-87
5. Bobby Reeves.....	167-250	.668	1924-26
6. Jason Varitek.....	610-914	.667	1991-94
7. JJ. Thomas.....	442-675	.655	1995-97
8. Tommy Thompson.....	299-460	.650	1978-81
9. Mark Fischer.....	480-741	.648	1995-97
10. Matt Skole	288-448	.643	2009-Pres.
11. Anthony Maisano.....	276-432	.639	1989-90
12. Chase Burnette.....	167-250	.639	2008-10
13. Jay Payton.....	490-785	.624	1992-94
14. Riccardo Ingram.....	302-489	.618	1985-87
15. Pete Geist.....	350-568	.616	1983-85
16. Jeff Distasio.....	285-464	.614	1983-86
17. Scott Jordan.....	468-762	.614	1982-85
18. Andy Bruce.....	506-830	.610	1988-91
19. Billy Parham.....	357-591	.604	1986-88
20. Nomar Garciaparra.....	405-672	.603	1992-94
21. Tony Plagman.....	513-858	.598	2007-10

Toughest to Strike Out

(Most at-bats per K)	AB-K	AB/K	Years
1. Carlton Fleming.....	762-43	17.72	1990-92
2. Greg Woodward.....	441-25	17.64	1981-83
3. Gary Newsom.....	428-28	15.29	1980-82
4. Frank Turner.....	466-31	15.03	1973-76
5. Jay Payton.....	785-59	13.31	1992-94
6. Chris Morgan.....	402-32	12.56	1983-84
7. Jim Giuliani.....	356-30	11.87	1974-76
8. Nomar Garciaparra.....	672-62	10.84	1992-94
9. Bert Kizer.....	502-47	10.68	1974-77
10. Scott Byers.....	796-76	10.47	1993-96
11. Rick Lockwood.....	601-62	9.69	1980-83
12. Doug Ibele.....	374-39	9.59	1976-79
13. Keith Kerver.....	770-81	9.51	1984-87
14. David Boyd.....	344-37	9.30	1974-76
15. Mark Teixeira.....	528-58	9.10	1999-01
16. Mickey Langley.....	324-36	9.00	1975-78
17. Donnie Noggle.....	312-35	8.91	1965-67
18. Victor Menocal.....	979-111	8.82	1999-02
19. Clifton Remole.....	631-73	8.64	2002-04
20. W.J. Blane.....	308-39	7.90	1965-67

Career Batting Leaders

Hits

1. Jason Varitek.....	351.....	1991-94
2. Victor Menocal.....	327.....	1999-02
3. Scott Jordan.....	294.....	1982-85
4. Jason Basil.....	289.....	1998-01
5. Jay Payton.....	287.....	1992-94
6. Steven Blackwood.....	283.....	2003-06
7. Tony Plagman.....	282.....	2007-10
8. Brandon Hensley.....	281.....	1992-95
9. Andy Bruce.....	278.....	1988-91
Bryan Prince.....	278.....	1998-01
11. K.G. White.....	273.....	1985-88
13. Mark Fischer.....	271.....	1995-97
13. Steve Newbern.....	267.....	1982-85
Scott Byers.....	267.....	1993-96
15. Carlton Fleming.....	264.....	1990-92
16. Matthew Boggs.....	260.....	1998-02
17. Richard Lewis.....	259.....	1999-01
18. Ty Griffin.....	255.....	1986-88
Luke Murton.....	255.....	2006-09
20. Matt Wieters.....	253.....	2005-07
21. Keith Kerver.....	252.....	1984-87
22. Darren Bragg.....	250.....	1988-91
Nomar Garciaparra.....	250.....	1992-94
24. Eric Patterson.....	244.....	2002-04
25. Tyler Greene.....	242.....	2003-05

Runs Scored

1. Jason Varitek.....	261.....	1991-94
2. Scott Jordan.....	253.....	1982-85
3. Steve Newbern.....	242.....	1982-85
4. Darren Bragg.....	232.....	1988-91
5. K.G. White.....	222.....	1985-88
6. Ty Griffin.....	220.....	1986-88
Victor Menocal.....	220.....	1999-02
8. Tony Plagman.....	213.....	2007-10
Eric Patterson.....	205.....	2002-04
10. Danny Payne.....	201.....	2005-07
11. Matthew Boggs.....	198.....	1998-02
12. Carlton Fleming.....	196.....	1990-92
13. J.J. Thomas.....	194.....	1995-97
Jason Basil.....	194.....	1998-01
15. Andy Bruce.....	193.....	1988-91
16. Jeff Rowland.....	188.....	2008-10
17. Adam Leggett.....	186.....	1995-97
18. Jay Payton.....	185.....	1992-94
Mark Fischer.....	185.....	1995-97
20. Keith Kerver.....	183.....	1984-87
21. Derek Dietrich.....	182.....	2008-10
Richard Lewis.....	182.....	1999-01

Runs Batted In

1. Jason Varitek.....	251.....	1991-94
2. Andy Bruce.....	232.....	1988-91
3. Jason Basil.....	230.....	1998-01
4. Steven Blackwood.....	221.....	2003-06
5. Mark Fischer.....	220.....	1995-97
6. Tony Plagman.....	219.....	2007-10
7. Bryan Prince.....	216.....	1998-01
8. Luke Murton.....	201.....	2006-09
9. Matt Wieters.....	198.....	2005-07
10. Darren Bragg.....	194.....	1988-91
11. Jay Payton.....	193.....	1992-94
12. Brandon Hensley.....	184.....	1992-95
J.J. Thomas.....	184.....	1995-97
14. Derek Dietrich.....	181.....	2008-10
Scott Byers.....	181.....	1993-96
16. Scott Jordan.....	176.....	1982-85
17. Walt McConnell.....	172.....	1983-85
18. K.G. White.....	171.....	1985-88
Jeremy Slayden.....	171.....	2002-05
20. Tyler Greene.....	167.....	2003-05
21. Nomar Garciaparra.....	166.....	1992-94
22. Mark Teixeira.....	165.....	1999-01

Home Runs

1. Jason Varitek.....	57.....	1991-94
2. J.J. Thomas.....	56.....	1995-97
3. Tony Plagman.....	55.....	2007-10
4. Andy Bruce.....	52.....	1988-91
5. Luke Murton.....	47.....	2006-09
6. K.G. White.....	46.....	1985-88
7. Billy Parham.....	42.....	1986-88
Mark Fischer.....	42.....	1995-97
9. Derek Dietrich.....	41.....	2008-10
Tommy Thompson.....	41.....	1978-81
11. Jason Basil.....	40.....	1998-01
Jeremy Slayden.....	40.....	2002-05
13. Matt Skole.....	37.....	2009-Pres.
Anthony Maisano.....	37.....	1989-90
15. Scott Jordan.....	36.....	1982-85
Jeff Distasio.....	36.....	1983-86
Darren Bragg.....	36.....	1988-91
Jay Payton.....	36.....	1992-94
Mark Teixeira.....	36.....	1999-01
20. Eric McQueen.....	35.....	1996-99
Matt Wieters.....	35.....	2005-07
22. Jamie Sims.....	34.....	1982-85
Ryan Ritter.....	34.....	1993-95

Doubles

1. Jason Varitek.....	82.....	1991-94
2. Scott Byers.....	70.....	1993-96
3. Jason Basil.....	66.....	1998-01
4. Luke Murton.....	61.....	2006-09
5. Steven Blackwood.....	60.....	2003-06
6. Nomar Garciaparra.....	58.....	1992-94
7. Tony Plagman.....	56.....	2007-10
8. Andy Bruce.....	54.....	1988-91
Brandon Hensley.....	54.....	1992-95
Victor Menocal.....	54.....	1999-02
Wes Hodges.....	54.....	2004-06
Matt Wieters.....	54.....	2005-07
13. Bryan Prince.....	53.....	1998-01
14. Darren Bragg.....	52.....	1988-91
Brad Stockton.....	52.....	1998-01
16. Jay Payton.....	51.....	1992-94
17. K.G. White.....	50.....	1985-88
18. J.J. Thomas.....	48.....	1995-97
19. Michael Sorrow.....	47.....	1993-96
20. Jamie Sims.....	46.....	1982-85
Scott Jordan.....	46.....	1982-85
22. Steve Newbern.....	45.....	1982-85
Keith Kerver.....	45.....	1984-87
Mark Fischer.....	45.....	1995-97
Danny Payne.....	45.....	2005-07

Triples

1. Jay Payton.....	22.....	1992-94
2. Mark Fischer.....	19.....	1995-97
3. Steve Newbern.....	15.....	1982-85
4. Nomar Garciaparra.....	14.....	1992-94
5. Cam Bonifay.....	13.....	1971-74
6. Bobby Reeves.....	12.....	1924-26
Duck McKee.....	12.....	1930-31
Eric Patterson.....	12.....	2002-04
Jeff Rowland.....	12.....	2008-10
10. Randy Rhino.....	11.....	1971-74
Michael Smith.....	11.....	1992-95
Ryan Ritter.....	11.....	1993-95
13. Randy Carroll.....	10.....	1965-66
Pete Geist.....	10.....	1983-85
Scott Jordan.....	10.....	1982-85
Carl Sittler.....	10.....	1984-87
Tom Green.....	10.....	1989-90
Anthony Byrd.....	10.....	1990-92
Michael Sorrow.....	10.....	1993-96

Total Bases

1. Jason Varitek.....	610.....	1991-94
2. Tony Plagman.....	513.....	2007-10
3. Andy Bruce.....	506.....	1988-91
4. Jay Payton.....	490.....	1992-94
5. Jason Basil.....	481.....	1998-01
6. Mark Fischer.....	480.....	1995-97
7. K.G. White.....	475.....	1985-88
8. Scott Jordan.....	468.....	1982-85
9. Luke Murton.....	465.....	2006-09
10. J.J. Thomas.....	442.....	1995-97
11. Scott Byers.....	438.....	1993-96
12. Brandon Hensley.....	422.....	1992-95
13. Darren Bragg.....	420.....	1988-91
14. Victor Menocal.....	419.....	1999-02
15. Matt Wieters.....	418.....	2005-07
16. Steven Blackwood.....	414.....	2003-06
17. Derek Dietrich.....	412.....	2008-10
18. Jeremy Slayden.....	406.....	2002-05
19. Nomar Garciaparra.....	405.....	1992-94
20. Bryan Prince.....	403.....	1998-01
21. Steve Newbern.....	401.....	1982-85

Stolen Bases



1. Ty Griffin.....	127.....	1986-88
2. Eric Patterson.....	124.....	2002-04
3. Scott Jordan.....	114.....	1982-85
4. K.G. White.....	89.....	1985-88
5. Steve Newbern.....	86.....	1982-85
6. Carlton Fleming.....	68.....	1990-92
7. Nomar Garciaparra.....	66.....	1992-94
Tyler Greene.....	66.....	2003-05
9. Danny Payne.....	64.....	2005-07
10. Jeff Rowland.....	56.....	2008-10
Anthony Byrd.....	56.....	1990-92
12. Red Barron.....	54.....	1920-22
13. Darren Bragg.....	51.....	1988-91
14. Randy Rhino.....	46.....	1971-74
15. Michael Smith.....	44.....	1992-95
16. Jay Payton.....	43.....	1992-94
17. Matt Murton.....	42.....	2001-05
18. Jamie Sims.....	41.....	1982-85
Matthew Boggs.....	41.....	1998-02
20. Larry Maurer.....	40.....	1980-82
21. Adam Easterling.....	39.....	1994-97
22. Marty Durkin.....	37.....	1988-91
Tom Green.....	37.....	1989-91
Adam Leggett.....	37.....	1995-97

At Bats

1. Victor Menocal.....	979.....	1999-02
2. Jason Varitek.....	914.....	1991-94
3. Brandon Hensley.....	881.....	1992-95
4. Steven Blackwood.....	868.....	2003-06
5. Tony Plagman.....	858.....	2007-10
6. Andy Bruce.....	830.....	1988-91
7. Jason Basil.....	828.....	1998-01
8. K.G. White.....	819.....	1985-88
9. Luke Murton.....	814.....	2006-09
10. Scott Byers.....	796.....	1993-96
11. Bryan Prince.....	788.....	1998-01
12. Jay Payton.....	785.....	1992-94
13. Steve Newbern.....	782.....	1982-85
14. Matthew Boggs.....	772.....	1998-02
Eric Patterson.....	772.....	2002-04
16. Keith Kerver.....	770.....	1984-87
17. Ty Griffin.....	767.....	1986-88
18. Scott Jordan.....	762.....	1982-85
Carlton Fleming.....	762.....	1990-92
20. Tyler Greene.....	753.....	2003-05


Games Played

1. Jason Varitek.....	253.....	1991-94
2. Victor Menocal.....	243.....	1999-02
3. Darren Bragg.....	242.....	1988-91
Brandon Hensley.....	242.....	1992-95
Steven Blackwood.....	242.....	2003-06
6. Tony Plagman.....	235.....	2007-10
7. Jason Basil.....	230.....	1998-01
8. Andy Bruce.....	228.....	1988-91
9. Matthew Boggs.....	227.....	1998-02
10. Luke Murton.....	225.....	2006-09
11. K.G. White.....	224.....	1985-88
12. Keith Kerver.....	221.....	1984-87
13. Brad Stockton.....	220.....	1998-01
14. Michael Sorrow.....	219.....	1993-96
15. Scott Byers.....	217.....	1993-96
16. Steve Newbern.....	210.....	1982-85
Bryan Prince.....	210.....	1998-01
18. Adam Easterling.....	206.....	1994-97
19. Carl Sittler.....	202.....	1984-87
Scott Jordan.....	202.....	1982-85





JASON BASIL (top) still ranks as one of the most successful hitters in Georgia Tech history, with top-five career marks for hits, doubles, RBI, and total bases; **SCOTT JORDAN** ranks third in school history in career hits and stolen bases and second with 253 runs scored from 1982-85.



Season Batting Leaders



RICHARD LEWIS (left) and Victor Menocal are the only two players in Tech history to record two 100-hit seasons; **J.J. THOMAS** (right) posted back-to-back 20 home run seasons in 1996 and 1997, and is the only Tech player to accomplish the feat.



If not for teammate Jay Payton's impressive play, **NOMAR GARCIPARRA** (above) would have set Georgia Tech's single season records for base hits, doubles, triples and total bases in 1994. He holds the second-best Tech mark in all four categories. **ANTHONY MAISANO** (left) set the school record for home runs with 25 in 1990.



JAY PAYTON set Georgia Tech's single season records for base hits, RBI, doubles, triples, total bases and at bats in 1994. He also holds the school's career record for triples and has more base hits than any other three-year player in school history.

Batting Average

(Min. 75 at-bats)	H-AB	Avg.	Year
1. Tom Angley	50-100	.500	1925
2. Bob Lusk	46-99	.465	1951
3. Doug Ibele	52-112	.464	1979
4. Doug Wycoff	43-98	.439	1926
5. Jay Payton	129-297	.434	1994
6. Mark Teixeira	103-241	.4274	2000
7. Nomar Garciaparra	117-274	.4270	1994
8. Riccardo Ingram	101-237	.4262	1987
9. Jason Varitek	106-249	.4257	1994
10. Bobby McCauley	35-84	.417	1954
11. Scott Jordan	94-226	.416	1985
12. Larry Elliott	59-143	.413	1971
13. Tommy Thompson	52-127	.409	1979
14. Scott Jordan	84-206	.408	1984
15. Doug Wycoff	33-81	.407	1925
16. Jason Varitek	86-212	.406	1992
17. Cam Bonifay	55-136	.4044	1971
18. Bobby Reeves	44-109	.4037	1926
19. Jason Varitek	92-228	.4035	1993
20. Mark Fischer	104-260	.400	1996

Slugging Percentage

(Min. 75 at-bats)	TB-AB	Pct.	Year
1. Tom Angley	93-100	.930	1926
2. Bobby Reeves	97-109	.890	1926
3. Doug Wycoff	81-98	.827	1926
4. Tom Angley	68-83	.819	1925
5. Tommy Thompson	103-127	.811	1979
6. Jason Varitek	182-228	.798	1993
7. Nomar Garciaparra	213-274	.777	1994
8. Mark Teixeira	186-241	.772	2000
9. Riccardo Ingram	179-237	.755	1987
10. Jay Payton	224-297	.754	1994
11. Bobby McCauley	71-95	.747	1955
12. Jason Varitek	182-249	.731	1994
13. Mark Fischer	187-257	.728	1997
14. Anthony Maisano	154-214	.720	1990
15. Scott Jordan	147-206	.714	1984
16. Luke Murton	147-206	.714	2009
17. Andy Bruce	177-249	.711	1991
18. Tony Plagman	169-239	.707	2010
19. Ted Tomasovich	79-113	.699	1968
20. J.J. Thomas	159-228	.697	1996

Toughest to Strike Out

(Most at-bats per K)	AB-K	AB/K	Year
1. Gary Newsom	103-2	51.50	1980
2. Frank Turner	117-4	29.25	1975
3. Frank Turner	117-4	29.25	1976
4. Carlton Fleming	268-14	19.14	1991
5. Greg Woodward	133-7	19.00	1982
6. Doug Ibele	113-6	18.83	1977
7. Greg Woodward	145-8	18.13	1981
8. Carlton Fleming	249-14	17.79	1992
9. Jim Giuliani	123-7	17.57	1976
10. Nomar Garciaparra	274-16	17.13	1994
11. Carlton Fleming	245-15	16.33	1990
12. Greg Woodward	163-10	16.30	1983
13. Ken Bonifay, Sr.	127-8	15.88	1967
14. Johnny Menger	93-6	15.50	1957
15. Jay Payton	248-16	15.50	1992
16. Bert Kizer	123-8	15.38	1977
17. Jamie Sims	198-13	15.23	1984
18. Donnie Noggle	117-8	14.63	1967
19. Scott Byers	262-18	14.56	1996
20. Cam Bonifay	86-6	14.33	1973

Season Batting Leaders

Hits

1. Jay Payton.....	129.....	1994
2. Nomar Garciaparra.....	117.....	1994
3. Richard Lewis.....	109.....	2000
4. Jason Varitek.....	106.....	1994
Wes Hodges.....	106.....	2005
6. Mark Fischer.....	104.....	1996
Victor Menocal.....	104.....	2002
8. Mark Teixeira.....	103.....	2000
9. Victor Menocal.....	102.....	2001
10. Riccardo Ingram.....	101.....	1987
11. Keith Kerver.....	100.....	1986
Richard Lewis.....	100.....	2001
Tyler Greene.....	100.....	2005
14. Mike Fowler.....	99.....	1987
Bryan Prince.....	99.....	2000
Charlie Blackmon.....	99.....	2008
17. Ryan Ritter.....	98.....	1995
18. Andy Bruce.....	97.....	1990
19. Jason Basil.....	96.....	2000
20. Darren Bragg.....	95.....	1990
Heath Honeycutt.....	95.....	1998
22. Scott Jordan.....	94.....	1985
Brandon Hensley.....	94.....	1994

Runs Scored

1. Mark Teixeira.....	104.....	2000
2. Riccardo Ingram.....	93.....	1987
3. Nomar Garciaparra.....	92.....	1994
4. Jason Varitek.....	87.....	1994
5. Darren Bragg.....	86.....	1991
6. Mike Fowler.....	84.....	1987
7. Ty Griffin.....	81.....	1988
8. Richard Lewis.....	79.....	2000
9. Jason Varitek.....	78.....	1993
Jay Payton.....	78.....	1994
11. Scott Jordan.....	77.....	1985
Richard Lewis.....	77.....	2001
Jeff Kindel.....	77.....	2006
14. Ryan Ritter.....	76.....	1995
Eric Patterson.....	76.....	2004
Tyler Greene.....	76.....	2005
17. Scott Jordan.....	75.....	1984
Mark Fischer.....	75.....	1997
Adam Leggett.....	75.....	1997
Jeff Rowland.....	75.....	2010
21. Steve Newbern.....	74.....	1985
Darren Bragg.....	74.....	1989
Jeremy Slayden.....	74.....	2002

Runs Batted In

1. Jay Payton.....	102.....	1994
2. Riccardo Ingram.....	99.....	1987
3. Mark Fischer.....	98.....	1997
4. Andy Bruce.....	96.....	1991
5. Mike Fowler.....	87.....	1987
6. Jason Varitek.....	86.....	1994
7. Jason Basil.....	83.....	2000
8. Jeff Distasio.....	82.....	1986
9. Mark Teixeira.....	80.....	2000
10. Andy Bruce.....	78.....	1990
Tony Plagman.....	78.....	2010
12. Bryan Prince.....	77.....	2000
13. Chris Morgan.....	76.....	1984
14. Billy Parham.....	73.....	1988
Darren Bragg.....	73.....	1990
Nomar Garciaparra.....	73.....	1994
Tony Plagman.....	73.....	2009
18. Walt McConnell.....	72.....	1985
Jason Varitek.....	72.....	1993
Tyler Greene.....	72.....	2005
21. Heath Honeycutt.....	71.....	1998
Matt Wieters.....	71.....	2006

Home Runs

1. Anthony Maisano.....	25.....	1990
2. Mark Fischer.....	24.....	1997
3. Andy Bruce.....	22.....	1991
Jason Varitek.....	22.....	1993
J.J. Thomas.....	22.....	1997
6. J.J. Thomas.....	21.....	1996
Tony Plagman.....	21.....	2010
8. Billy Parham.....	20.....	1988
Luke Murton.....	20.....	2009
Jay Payton.....	20.....	1994
Ryan Ritter.....	20.....	1995
Matt Skole.....	20.....	2010
13. Jeff Distasio.....	19.....	1986
14. Mike Fowler.....	18.....	1987
Billy Parham.....	18.....	1987
K.G. White.....	18.....	1988
Mark Teixeira.....	18.....	2000
Jeremy Slayden.....	18.....	2002
19. Riccardo Ingram.....	17.....	1987
Andy Bruce.....	17.....	1990
Matt Skole.....	17.....	2009
Jason Varitek.....	17.....	1994
23. Pete Geist.....	16.....	1984
Frank Bolick.....	16.....	1986
K.G. White.....	16.....	1987
Nomar Garciaparra.....	16.....	1994
Tony Plagman.....	16.....	2009
.....	16.....	2008

Doubles

1. Jay Payton.....	27.....	1994
2. Nomar Garciaparra.....	26.....	1994
3. Mike Fowler.....	25.....	1987
Scott Byers.....	25.....	1995
Jason Basil.....	25.....	2000
Luke Murton.....	25.....	2008
7. Jason Varitek.....	23.....	1994
Mark Fischer.....	23.....	1996
Jeff Kindel.....	23.....	2005
10. Jim Giuliani.....	22.....	1976
Jason Varitek.....	22.....	1992
Brad Stockton.....	22.....	2000
Steven Blackwood.....	22.....	2004
14. Riccardo Ingram.....	21.....	1987
Darren Bragg.....	21.....	1991
Michael Wolff.....	21.....	1992
Scott Prather.....	21.....	1998
Jay Hood.....	21.....	1998
Bryan Prince.....	21.....	2000
Mark Teixeira.....	21.....	2000

Triples

1. Jay Payton.....	12.....	1993
Nomar Garciaparra.....	11.....	1994
3. Steve Newbern.....	9.....	1985
4. Bobby Reeves.....	8.....	1926
Randy Carroll.....	8.....	1965
Ty Griffin.....	8.....	1988
7. Duck McKee.....	7.....	1930
Donnie Noggle.....	7.....	1967
Anthony Byrd.....	7.....	1991
Mark Fischer.....	7.....	1995
Mark Fischer.....	7.....	1997
Jeff Rowland.....	7.....	2010
13. Ted Tomasovich.....	6.....	1968
Tom Green.....	6.....	1989
Michael Smith.....	6.....	1992
Jay Payton.....	6.....	1992
Richard Lewis.....	6.....	2001
18. Duck McKee.....	5.....	1931
Brannon Bonifay.....	5.....	1971
Ray Giuliani.....	5.....	1982
Scott Jordan.....	5.....	1983
Andy Bruce.....	5.....	1990
Carlton Fleming.....	5.....	1991
Michael Sorrow.....	5.....	1995
Mark Fischer.....	5.....	1996
Heath Honeycutt.....	5.....	1997
Eric Patterson.....	5.....	2004

Total Bases

1. Jay Payton.....	224.....	1994
2. Nomar Garciaparra.....	213.....	1994
3. Mark Fischer.....	187.....	1997
4. Mark Teixeira.....	186.....	2000
5. Jason Varitek.....	182.....	1993
Jason Varitek.....	182.....	1994
7. Mike Fowler.....	180.....	1987
8. Riccardo Ingram.....	179.....	1987
Mark Fischer.....	179.....	1996
10. Andy Bruce.....	178.....	1990
Ryan Ritter.....	178.....	1995
12. Andy Bruce.....	177.....	1991
13. Jason Basil.....	170.....	2000
14. Tony Plagman.....	169.....	2010
15. Chase Burnette.....	167.....	2010
16. Ty Griffin.....	164.....	1988
17. Billy Parham.....	162.....	1988
18. Jay Payton.....	161.....	1993
19. Jeremy Slayden.....	160.....	2002
20. J.J. Thomas.....	159.....	1996
Heath Honeycutt.....	159.....	1998
Matt Skole.....	159.....	2010

Stolen Bases

1. Ty Griffin.....	50.....	1986
2. Eric Patterson.....	48.....	2004
3. Eric Patterson.....	41.....	2002
4. Scott Jordan.....	40.....	1985
5. Ty Griffin.....	39.....	1987
6. Ty Griffin.....	38.....	1988
7. Scott Jordan.....	36.....	1983
8. Anthony Byrd.....	35.....	1991
9. Eric Patterson.....	35.....	2003
10. K.G. White.....	34.....	1987
11. Nomar Garciaparra.....	33.....	1994
12. Scott Jordan.....	31.....	1984
Tyler Greene.....	31.....	2005
14. Steve Newbern.....	30.....	1984
15. K.G. White.....	28.....	1988
16. Steve Newbern.....	26.....	1983
K.G. White.....	26.....	1986
Carlton Fleming.....	26.....	1991
19. Nomar Garciaparra.....	25.....	1992
Charlie Blackmon.....	25.....	2008

At Bats

1. Jay Payton.....	297.....	1994
2. Anthony Byrd.....	285.....	1991
3. Victor Menocal.....	282.....	2002
4. Victor Menocal.....	280.....	2000
5. Nomar Garciaparra.....	274.....	1994
Richard Lewis.....	274.....	2000
7. Jeff Kindel.....	273.....	2006
8. Keith Kerver.....	272.....	1986
9. Brandon Hensley.....	270.....	1994
10. Tyler Green.....	269.....	2005
11. Carlton Fleming.....	268.....	1991
Jay Hood.....	268.....	1996
Victor Menocal.....	268.....	2001
14. K.G. White.....	267.....	1986
Andy Bruce.....	267.....	1990
Adam Leggett.....	267.....	1997
Wes Hodges.....	267.....	2005
18. Richard Lewis.....	266.....	2001
19. Billy Parham.....	264.....	1988
Eric Patterson.....	264.....	2004
21. Scott Byers.....	262.....	1996
22. Ty Griffin.....	261.....	1988
Danny Payne.....	261.....	2005

Only one player in school history has swiped more than 40 stolen bases twice in his career - **ERIC PATTERSON**.

MARK FISCHER (top right) paced the Atlantic Coast Conference with a .400 batting average in 1996 and then led the Yellow Jackets in batting average, hits, triples, home runs and RBI in 1997; **ANDY BRUCE** (right) finished his career with the school record in home runs, and his 52 homers from 1988-91 still ranks among the top three in Tech history.

GARY NEWSOM (left) holds the school record for toughest to strike out in a single season - he struck out just twice in 150 at bats in 1980; **RICCARDO INGRAM** (right) set the single season records for hits, runs and RBI in 1987 and still ranks in the top-10 in all three categories.

Yearly Batting Leaders

Batting Average

1951	Bob Lusk	.465
1952	Lewis Andrews	.321
1953	Bill Cohen	.400
1954	Bobby McCauley	.417
1955	Lane Akers	.354
1956	Lane Akers	.321
1957	Johnny Menger	.398
1958	Earl Moore	.287
1959	Roger Kaiser	.373
1960	George Inman	.360
1961	Charlie Thompson	.361
1962	John Gher	.319
1963	Mickey Carmack	.328
1964	Pete Caldwell	.286
1965	Randy Carroll	.376
1966	Randy Carroll	.330
1967	Donnie Noggle	.316
1968	Ted Tomasovich	.381
1969	Lloyd Harris/ Brannon Bonifay	.333
1970	Danny Clark	.327
1971	Larry Elliott	.413
1972	Cam Bonifay	.370
1973	Randy Rhino	.366
1974	Jim Stevens	.377
1975	Frank Turner	.376
1976	Jim Giuliani	.366
1977	Bert Kizer	.366
1978	Tommy Thompson/ Doug Ibele	.350
1979	Doug Ibele	.464
1980	Doug Blemker	.333
1981	Rick Lockwood	.362
1982	Rick Lockwood	.367
1983	Scott Jordan	.368
1984	Scott Jordan	.408
1985	Scott Jordan	.416
1986	Keith Kerver	.368
1987	Riccardo Ingram	.426
1988	Ty Griffin	.345
1989	Andy Bruce	.335
1990	Darren Bragg	.397
1991	Andy Bruce	.345
1992	Jason Varitek	.406
1993	Jason Varitek	.404
1994	Jay Payton	.434
1995	Ryan Ritter	.383
1996	Mark Fischer	.400
1997	Mark Fischer	.354
1998	Heath Honeycutt	.368
1999	Mark Teixeira	.387
2000	Mark Teixeira	.427
2001	Matt Murton	.385
2002	Victor Menocal	.369
2003	Mike Nickeas	.333
2004	Steven Blackwood	.359
2005	Wes Hodges	.397
2006	Danny Payne	.356
2007	Danny Payne	.370
2008	Charlie Blackmon	.396
2009	Luke Murton/ Tony Plagman	.354
2010	Thomas Nichols	.376

Runs Batted In

1951	Bob Lusk	32
1952	Chappell Rhino	16
1953	Clyde Young	13
1954	Larry Morris	25
1955	Bobby McCauley	33
1956	Lane Akers/Dick Gookin	18
1957	Earl Moore	30
1958	Earl Moore	15
1959	Roger Kaiser	32
1960	George Inman	24
1961	Billy Williamson	20
1962	John Gher	21
1963	Richard Conliff/ Bob Sheridan	16
1964	Jimmy Adams	10
1965	W.J. Blane	23
1966	W.J. Blane	22
1967	Donnie Noggle	29
1968	Ted Tomasovich	38
1969	Lloyd Harris/Floyd Harris/ Phil Cardwell	21
1970	Derrell Parker/Brannon Bonifay/David Glover	14
1971	Cam Bonifay	35
1972	Ray Giuliani	27
1973	Cam Bonifay	19
1974	H.F. Reagin	40
1975	Frank Turner	30
1976	Jim Giuliani	30
1977	Mickey Langley	41
1978	Gary Hardie	38

1979	Tommy Thompson	51
1980	Tommy Thompson/ David Trapani	24
1981	Tommy Thompson	31
1982	Rick Lockwood	55
1983	Rick Lockwood	67
1984	Chris Morgan	76
1985	Walt McConnell	72
1986	Jeff Distasio	82
1987	Riccardo Ingram	99
1988	Billy Parham	73
1989	Anthony Maisano	59
1990	Andy Bruce	78
1991	Andy Bruce	96
1992	Jason Varitek	52
1993	Jason Varitek	72
1994	Jay Payton	102
1995	Tucker Barr	70
1996	J.J. Thomas	68
1997	Mark Fischer	98
1998	Heath Honeycutt	71
1999	Mark Teixeira	65
2000	Jason Basil	83
2001	Jason Basil/Richard Lewis	64
2002	Jeremy Slayden	66
2003	Matt Murton	56
2004	Steven Blackwood	66
2005	Tyler Greene	72
2006	Matt Wieters	71
2007	Matt Wieters	59
2008	Derek Dietrich	66
2009	Tony Plagman	73
2010	Tony Plagman	78

Runs Scored


1951	Bob Lusk	33
1952	Vaughn Dyer	22
1953	Jimmy Rogers/ Chappell Rhino	13
1954	Bobby McCauley	26
1955	Lane Akers	33
1956	Johnny Menger	25
1957	Lane Akers	29
1958	Doug Veazey	19
1959	Doug Veazey	27
1960	George Inman	29
1961	Billy Williamson	20
1962	Doug Cook	19
1963	Mickey Carmack/ Richard Conliff	14
1964	Jimmy Adams	16
1965	Randy Carroll	24
1966	Randy Carroll	21
1967	W.J. Blane	23
1968	Phil Caldwell/Floyd Harris/ Ronnie King	27
1969	Bobby Gibson	31
1970	Dennis Davis	17
1971	Brannon Bonifay	36
1972	Larry Elliott	36
1973	Dick Steed	19
1974	Cam Bonifay	42
1975	Frank Turner	34
1976	Bert Kizer	30
1977	Bert Kizer	37
1978	Doug Ibele	38
1979	Doug Ibele	41
1980	Tommy Thompson	23
1981	Todd Moore	36
1982	Gary Newsom	49
1983	Scott Jordan	68
1984	Scott Jordan	75
1985	Scott Jordan	77
1986	Frank Bolick	72
1987	Riccardo Ingram	93
1988	Ty Griffin	81
1989	Darren Bragg	74
1990	Carlton Fleming	67
1991	Darren Bragg	86
1992	Carlton Fleming	67
1993	Jason Varitek	78
1994	Nomar Garciaparra	92
1995	Ryan Ritter	76
1996	J.J. Thomas	67
1997	Mark Fischer/ Adam Leggett	75
1998	Heath Honeycutt	70
1999	Mark Teixeira	61
2000	Mark Teixeira	103
2001	Cam Bonifay	77
2002	Jeremy Slayden	74
2003	Matt Murton	64
2004	Eric Patterson	76
2005	Tyler Greene	76
2006	Jeff Kindel	77
2007	Danny Payne	68
2008	Charlie Blackmon	68

2009	Jeff Rowland	66
2010	Jeff Rowland	75

Hits

1951	Bob Lusk	46
1952	Vaughn Dyer	23
1953	Jimmy Rogers	23
1954	Bobby McCauley	35
1955	Lane Akers	35
1956	Lane Akers/ Johnny Menger	26
1957	Lane Akers/Bobby Dover	38
1958	Earl Moore	25
1959	Roger Kaiser	41
1960	Bobby Dews	35
1961	Roger Kaiser	29
1962	John Gher	29
1963	Richard Conliff	26
1964	Jimmy Adams	24
1965	Randy Carroll	44

1992	Carlton Fleming	89
1993	Jason Varitek	92
1994	Jay Payton	129
1995	Ryan Ritter	98
1996	Mark Fischer	104
1997	Mark Fischer/ Adam Leggett	91
1998	Heath Honeycutt	95
1999	Mark Teixeira	87
2000	Richard Lewis	109
2001	Victor Menocal	102
2002	Victor Menocal	104
2003	Matt Murton	74
2004	Steven Blackwood	92
2005	Wes Hodges	106
2006	Jeff Kindel/Matt Wieters	92
2007	Danny Payne	81
2008	Charlie Blackmon	99
2009	Tony Plagman	87
2010	Chase Burnette	85



ANTHONY BYRD (above) led the Atlantic Coast Conference in stolen bases in 1991; RICK LOCKWOOD (below) had an ACC-best 19 doubles during the 1983 season.

1966	Randy Carroll	36
1967	Donnie Noggle	37
1968	Ted Tomasovich	43
1969	Bobby Gibson	36
1970	Larry Elliott	26
1971	Larry Elliott	59
1972	Larry Elliott	42
1973	Randy Rhino	37
1974	Randy Brown	49
1975	Frank Turner	44
1976	Jim Giuliani/Bert Kizer	45
1977	Bert Kizer	45
1978	Tommy Thompson/ Doug Ibele	41
1979	Tommy Thompson/ Doug Ibele	52
1980	Gary Newsom	31
1981	Rick Lockwood	51
1982	Rick Lockwood	66
1983	Scott Jordan	74
1984	Scott Jordan	84
1985	Scott Jordan	94
1986	Keith Kerver	100
1987	Riccardo Ingram	101
1988	Ty Griffin	90
1989	Andy Bruce	86
1990	Andy Bruce	97
1991	Carlton Fleming	92

At Bats

1951	Chappell Rhino	104
1952	Charlie Brannon	85
1953	Chappell Rhino	86
1954	Lane Akers	89
1955	Lane Akers	99
1956	Johnny Menger	98
1957	Bobby Dover	115
1958	Doug Veazey	90
1959	Jerry Meyer	116
1960	Bobby Dews	116
1961	Roger Kaiser	95
1962	Billy Williamson	93
1963	Billy Williamson	104
1964	Jimmy Adams	94
1965	Randy Carroll	117
1966	Randy Carroll	109
1967	Ken Bonifay/Roy Jarrett	127
1968	Floyd Harris	136
1969	Floyd Harris	118
1970	Larry Elliott	96
1971	Dick Steed	151
1972	Dick Steed	129
1973	Randy Brown	104
1974	Randy Brown	148
1975	Frank Turner	117
1976	Bert Kizer	139
1977	Steve Davison	135

1978	Steve Davison	118
1979	Steve Davison	132
1980	Gary Newsom	103
1981	Todd Moore	165
1982	Gary Newsom	185
1983	Scott Jordan/ Rick Lockwood	201
1984	Pete Geist	225
1985	Carl Sittler	240
1986	Keith Kerver	272
1987	Mike Fowler	259
1988	Billy Parham	264
1989	Andy Bruce	257
1990	Andy Bruce	267
1991	Anthony Byrd	285
1992	Carlton Fleming	249
1993	Jay Payton	240
1994	Jay Payton	297
1995	Ryan Ritter	256
1996	Jay Hood	268
1997	Adam Leggett	267
1998	Heath Honeycutt	258
1999	Mark Teixeira	225
2000	Victor Menocal	280
2001	Victor Menocal	268
2002	Victor Menocal	282
2003	Eric Patterson	248
2004	Eric Patterson	264
2005	Tyler Greene	269
2006	Jeff Kindel	273
2007	Danny Payne	219
2008	Charlie Blackmon	250
2009	Jeff Rowland	247
2010	Chase Burnette	250

Stolen Bases

1953	Bob Hudson/Larry Morris/ Bobby McCauley	2
1954	Bobby McCauley	8
1955	Larry Morris	9
1956	Johnny Menger/ Tappy Vann	4
1957	Bobby Dover	9
1958	Four Players	1
1959	Jerry Meyer/Mike Thomas	5
1960	Bobby Dews	8
1961	Billy Williamson/ Roger Kaiser	4
1962	John Gher	9
1963	Bob Sheridan	3
1964	Jimmy Adams	7
1965	Jimmy Adams	9
1966	Roy Jarrett/Ken Bonifay	4
1967	Glenn Rea	9
1968-72	Not Available	
1973	Randy Rhino	19
1974	Randy Rhino	23
1975	Randy Rhino	12
1976	Steve Davison	5
1977	Steve Davison	7
1978	Steve Davison	6
1979	Steve Davison	13
1980	Larry Maurer	11
1981	Larry Maurer/ Gary Newsom	16
1982	Gary Newsom	16
1983	Scott Jordan	36
1984	Scott Jordan	31
1985	Scott Jordan	40
1986	Ty Griffin	50
1987	Ty Griffin	39
1988	Ty Griffin	38
1989	Tom Green	21
1990	Carlton Fleming	18
1991	Anthony Byrd	35
1992	Nomar Garciaparra	25
1993	Michael Smith	24
1994	Nomar Garciaparra	33
1995	Ryan Ritter	6
1996	Adam Leggett	15
1997	Adam Leggett	18
1998	Heath Honeycutt	13
1999	Matthew Baggs	14
2000	Mark Teixeira	13
2001	Richard Lewis	11
2002	Eric Patterson	41
2003	Eric Patterson	35
2004	Eric Patterson	48
2005	Tyler Greene	31
2006	Danny Payne	20
2007	Danny Payne	20
2008	Charlie Blackmon	25
2009	Jeff Rowland	21
2010	Jeff Rowland	13

TOP TEN TEAMS

Batting Average

1.	.347	2001
2.	.342	2000
3.	.341	1987
4.	.341	1984
5.	.337	1994
6.	.333	1985
	.333	2005
8.	.331	1983
9.	.330	2002
10.	.326	2010

Runs

1.	662	1987
2.	634	1994
3.	604	2000
4.	594	2006
5.	593	2005
6.	578	2001
7.	571	2004
8.	568	1997
9.	567	1984
10.	563	2010

Runs Per Game

1.	10.3	1984
2.	10.2	1987
3.	9.8	1983
4.	9.5	1994
	9.5	2001
6.	9.3	1997
	9.3	2005
8.	9.2	2000
9.	9.1	2010
10	8.9	1985




Doubles

1951	Bob Lusk.....	9
1952	Leon Hardeman.....	5
1953	Bill Cohen/Chappell Rhino.....	3
1954	Larry Morris.....	6
1955	Johnny Menger.....	7
1956	Dick Gookin.....	4
1957	Bobby Dover.....	7
1958	Jack Robertson/Bud Blemker.....	4
1959	Jerry Meyer.....	7
1960	Jerry Meyer.....	5

Triples

1951	Dick Harvin.....	4
1952	Vaughn Dyer.....	4
1953	Jimmy Rogers/Chappell Rhino.....	3
1954	Charlie Brannon.....	3
1955	Bill Cohen/Bobby Dover/Johnny Menger.....	2
1956	Lane Akers.....	4
1957	Lane Akers/Ted Thomas.....	3
1958	Joe Chambers.....	1
1959	Roger Kaiser/Mike Thomas.....	4
1960	Bob Sheridan.....	5



CHARLIE BLACKMON led the Yellow Jackets in batting average, hits, runs scored, doubles, triples, stolen bases and at bats in 2008.


1961	Roger Kaiser.....	5
1962	John Gher/Ben Ferguson.....	5
1963	Mickey Carmack.....	4
1964	Pete Caldwell/Dick Emerson.....	3
1965	Randy Carroll.....	7
1966	W.J. Blane.....	9
1967	Donnie Noggle.....	7
1968	Ted Tomasovich.....	9
1969	Lloyd Harris/Bobby Gibson/Floyd Harris.....	6
1970	Dennis Davis.....	4
1971	Larry Elliott.....	12
1972	Dick Steed.....	11
1973	Jack Helinger.....	9
1974	Bert Kizer.....	12
1975	Frank Turner/Jim Giuliani.....	9
1976	Jim Giuliani.....	22
1977	Bert Kizer.....	10
1978	Gary Hardie.....	9
1979	Mike Macon.....	9
1980	Ray Cooney.....	8
1981	Todd Moore.....	10
1982	Rick Lockwood.....	12
1983	Rick Lockwood.....	19
1984	Scott Jordan.....	17
1985	Pete Geist.....	19
1986	Mike Fowler.....	18
1987	Mike Fowler.....	25
1988	Pat McGuire.....	17
1989	Andy Bruce/Marty Durkin/Anthony Maisano.....	14
1990	Andy Bruce.....	20
1991	Darren Bragg.....	21
1992	Jason Varitek.....	22
1993	Jason Varitek.....	20
1994	Jay Payton.....	27
1995	Scott Byers.....	25
1996	Mark Fischer.....	23
1997	Adam Leggett.....	17
1998	Scott Prather/Jay Hood.....	21
1999	Mark Teixeira/Jason Basil.....	18
2000	Jason Basil.....	25
2001	Victor Menocal.....	18
2002	Victor Menocal.....	20
2003	Jeremy Slayden.....	18
2004	Steven Blackwood.....	22
2005	Jeff Kindel.....	23
2006	Matt Wieters/Wes Hodges.....	20
2007	Danny Payne.....	20
2008	Luke Murton.....	25
2009	Tony Plagman.....	18
2010	Chase Burnette.....	19

1961	Billy Williamson.....	4
1962	John Gher.....	5
1963	Jimmy Adams/Richard Conliff/Bob Sheridan.....	2
1964	Jimmy Adams.....	3
1965	Randy Carroll.....	8
1966	Pete Caldwell.....	3
1967	Donnie Noggle.....	7
1968	Ted Tomasovich.....	6
1969	Lloyd Harris.....	4
1970	Derrell Parker.....	3
1971	Brannon Bonifay.....	5
1972	Ray Giuliani.....	5
1973	Randy Rhino/Cam Bonifay.....	4
1974	Randy Brown.....	4
1975	Randy Rhino.....	4
1976	Glen Mize.....	2
1977	Mickey Langley/Steve Davison.....	3
1978	Doug Ibele.....	4
1979	Rich Robbins.....	3
1980	Ray Cooney.....	4
1981	Rick Lockwood/Todd Moore.....	3
1982	Gary Newsom.....	4
1983	Scott Jordan.....	5
1984	Pete Geist/Carl Sittler.....	4
1985	Steve Newbern.....	9
1986	Frank Bolick.....	4
1987	Riccardo Ingram/Carl Sittler/K.G. White.....	3
1988	Ty Griffin.....	8
1989	Tom Green.....	6
1990	Andy Bruce.....	5
1991	Anthony Byrd.....	7
1992	Michael Smith/Jay Payton.....	6
1993	Jay Payton.....	12
1994	Nomar Garciaparra.....	11
1995	Mark Fischer.....	7
1996	Mark Fischer.....	5
1997	Mark Fischer.....	7
1998	Derik Goffena.....	3
1999	Eric McQueen.....	1
2000	Mark Teixeira/Brod Stockton.....	4
2001	Richard Lewis.....	6
2002	Tyler Parker.....	4
2003	Jeremy Slayden/Eric Patterson.....	5
2004	Eric Patterson.....	4
2005	Tyler Greene.....	3
2006	Danny Payne/Whit Robbins/Jeff Kindel/Michael Fisher.....	1
2007	Danny Payne/Luke Murton.....	3
2008	Charlie Blackmon.....	3
2009	Derek Dietrich/Jeff Rowland.....	4
2010	Jeff Rowland.....	7

Team Batting Statistics Since 1952

Year.....	G (W-L)	AB	R	RPG	H	Avg.	2B	3B	HR	RBI	SLG%	BB	SO	AB/SO	SB	FLD%
2010.....	62 (47-15)	2198	563	9.1	716	.326	129	26	122	519	.575	313	486	4.52	57	.972
2009.....	58 (38-19-1)	2090	501	8.6	658	.315	111	16	111	479	.543	276	412	5.07	52	.965
2008.....	62 (41-21)	2149	454	7.3	661	.308	133	13	92	416	.510	232	490	4.39	84	.969
2007.....	57 (32-25)	1998	394	6.9	585	.293	114	18	50	358	.443	299	425	4.70	65	.966
2006.....	68 (50-18)	2414	594	8.7	768	.318	156	4	90	551	.498	361	471	5.13	51	.964
2005.....	64 (45-19)	2354	592	9.3	783	.333	151	10	71	550	.496	363	465	5.06	78	.966
2004.....	65 (44-21)	2399	571	8.8	766	.319	149	13	71	509	.481	317	452	5.31	106	.972
2003.....	62 (44-18)	2186	466	7.5	647	.296	115	20	74	413	.468	279	480	4.60	107	.961
2002.....	68 (52-16)	2427	560	8.2	800	.330	149	18	66	503	.487	296	425	5.71	130	.962
2001.....	61 (41-20)	2237	578	9.5	776	.347	127	19	74	525	.520	286	322	6.95	68	.960
2000.....	66 (50-16)	2439	604	9.1	833	.342	151	17	79	536	.515	275	348	7.01	71	.963
1999.....	58 (38-20)	2029	436	7.5	635	.313	107	1	65	390	.463	284	367	5.53	83	.955
1998.....	63 (41-22)	2243	540	8.6	687	.306	147	16	103	482	.524	337	463	4.84	63	.959
1997.....	61 (46-15)	2238	568	9.3	718	.321	111	24	91	507	.514	319	498	4.49	103	.955
1996.....	64 (40-24)	2293	508	7.9	734	.320	143	15	97	458	.522	287	397	5.78	64	.966
1995.....	60 (38-22)	2162	545	9.1	710	.328	131	25	82	492	.526	317	427	5.06	36	.965
1994.....	67 (50-17)	2455	634	9.5	828	.337	164	31	93	577	.543	367	407	6.03	85	.968
1993.....	61 (47-14)	2098	460	7.5	647	.308	112	29	71	408	.491	278	338	6.21	87	.960
1992.....	64 (45-19)	2199	450	7.0	692	.315	149	28	50	398	.476	296	347	6.33	100	.956
1991.....	68 (42-26)	2354	549	8.1	734	.312	147	28	75	486	.494	364	372	6.33	114	.961
1990.....	71 (46-25)	2325	547	7.7	719	.309	118	18	95	492	.498	411	424	5.48	80	.959
1989.....	64 (38-26)	2137	477	7.5	642	.300	108	17	67	414	.461	357	450	4.75	70	.944
1988.....	69 (45-24)	2370	531	7.7	708	.299	125	24	107	468	.507	367	477	4.97	139	.947
1987.....	65 (51-14)	2351	662	10.2	801	.341	163	12	119	602	.572	358	416	5.65	144	.949
1986.....	68 (45-23)	2493	541	8.0	775	.311	121	16	90	480	.481	358	380	6.56	129	.954
1985.....	62 (42-19-1)	2221	553	8.9	733	.333	137	20	82	475	.520	283	300	7.40	108	.959
1984.....	55 (36-19)	2023	567	10.3	690	.341	123	20	87	515	.551	370	278	7.28	106	.940
1983.....	53 (38-15)	1864	518	9.8	617	.331	111	20	70	459	.525	353	221	8.43	113	.942
1982.....	49 (29-20)	1628	361	7.4	474	.291	65	12	53	314	.443	297	237	6.87	83	.949
1981.....	38 (14-24)	1348	277	7.3	392	.291	53	12	53	243	.466	222	189	7.13	35	.937
1980.....	27 (8-19)	911	161	6.0	242	.266	34	10	25	149	.407	163	124	4.59	27	.935
1979.....	31 (15-16)	1085	254	8.2	341	.314	53	11	54	229	.533	148	167	6.50	28	.944
1978.....	29 (14-15)	1027	225	7.8	295	.287	36	9	34	207	.439	148	159	6.46	30	.960
1977.....	30 (18-12)	1031	205	6.8	290	.286	51	14	24	184	.428	146	125	8.25	25	.952
1976.....	34 (12-22)	1134	181	5.3	301	.265	75	7	20	154	.397	148	130	8.72	14	.942
1975.....	29 (12-17)	971	204	7.0	262	.269	46	12	11	173	.376	153	154	6.31	38	.931
1974.....	37 (20-17)	1253	266	7.2	384	.306	78	14	26	229	.453	190	183	6.85	46	.951
1973.....	28 (20-6-2)	861	139	5.0	231	.268	41	10	15	119	.391	132	141	6.11	41	.951
1972.....	31 (21-10)	1015	188	6.1	293	.289	59	19	10	151	.414	159	143	7.10	29	.963
1971.....	37 (31-6)	1191	237	6.4	346	.291	57	21	11	196	.401	—	—	—	—	.954
1970.....	24 (17-7-1)	783	122	5.1	187	.239	21	15	3	110	.315	—	—	—	—	.965
1969.....	28 (16-12)	977	193	6.9	270	.276	34	21	13	158	.394	172	159	6.14	24	.955
1968.....	34 (21-13)	1136	237	7.0	329	.281	51	19	19	204	.418	205	156	7.28	25	.941
1967.....	32 (21-11)	1049	186	5.8	271	.258	31	17	15	163	.363	163	167	6.28	33	.968
1966.....	30 (14-16)	959	149	5.0	226	.236	34	15	13	131	.343	153	161	5.96	15	.953
1965.....	30 (20-8-2)	983	169	5.6	257	.261	41	17	21	143	.401	151	170	5.70	34	.944
1964.....	24 (9-15)	774	72	3.0	168	.217	14	8	11	59	.298	64	155	4.99	31	.946
1963.....	27 (9-18)	922	133	4.9	214	.232	21	11	14	116	.324	118	169	5.46	12	—
1962.....	24 (8-16)	817	125	5.2	203	.248	20	13	8	100	.334	—	—	—	24	—
1961.....	24 (6-16-2)	906	128	5.3	197	.244	21	11	9	110	.295	—	—	—	17	—
1960.....	25 (14-11)	874	180	7.2	233	.267	26	17	15	163	.387	—	—	—	23	—
1959.....	28 (17-9-2)	963	178	6.4	272	.275	32	17	18	164	.407	150	157	6.13	18	.922
1958.....	24 (7-17)	781	119	5.0	179	.229	23	1	15	101	.319	—	—	—	4	.925
1957.....	27 (18-8-1)	938	189	7.0	267	.285	37	20	18	152	.424	124	138	6.80	27	.950
1956.....	23 (11-12)	763	128	5.6	186	.244	21	11	12	105	.347	94	125	6.10	17	.958
1955.....	24 (15-9)	847	201	8.4	251	.296	34	11	20	173	.433	131	128	6.62	33	.944
1954.....	23 (9-13-1)	757	141	6.1	202	.267	22	12	10	116	.367	—	—	—	19	.933
1953.....	21 (8-13)	708	94	4.5	163	.230	19	9	5	82	.304	113	133	5.32	11	.901
1952.....	20 (8-11-1)	687	129	6.5	172	.250	20	16	8	99	.361	125	91	7.55	23	—

Career Pitching Leaders



From top left: **DOUG CREEK** holds the school records for career wins, innings pitched and strikeouts; **JIM POOLE's** 22 saves from 1985-88 set a school record that still stands today; **CHUCK CROWDER** is one of just three pitchers to amass more than 30 wins in a career on the Flats and stands among the top three in school history in victories, innings pitched, strikeouts and shutouts.

Best Winning Percentage

(Min. 10 wins)	Record	Pct.	Years
1. Ed LaFitte	18-2	.900	1906-07
2. Scott Erwin	25-3	.893	1986-89
3. Mike Schisler	22-3	.880	1970-73
4. Mark Pope	13-2	.867	2009-Pres.
5. L.J. Yankosky	25-4	.862	1994-98
6. Al Gogolin	23-4	.852	1992-94
7. John Horn	11-2	.846	1983-85
8. Bud Moore	15-3	.833	1966-68
Philip Perry	10-2	.833	2000-04
Jared Hyatt	15-3	.833	2004-07
Andrew Robinson	10-2	.833	2007-10
12. Brad Rigby	35-8	.814	1992-94
13. Andrew Kown	13-3	.813	2002-04
14. Kyle Bakker	25-6	.806	2001-03
15. Deck McGuire	28-7	.800	2008-10
Kris Wilson	25-7	.781	1995-97
17. Chris Goodman	17-5	.773	2002-03
18. Blake Wood	22-7	.759	2004-06
19. Craig Day	24-8	.750	1903-06
Micah Owings	18-6	.750	2003-04
Lee Hyde	18-6	.750	2004-06
22. Todd Shiver	23-8	.742	1984-87
23. Cory Vance	28-10	.739	1998-00
24. Brent Colson	22-8	.733	1990-92
Brad Rulon	11-4	.733	2005-08

Earned Run Average

(Min. 100 innings)	ER/IP	ERA	Years
1. Mike Schisler	54/246.2	1.97	1970-73
2. Gary Steele	41/163.1	2.26	1968-70
3. Bud Blemker	60/233.2	2.31	1957-59
4. Mike Sorrow	66/247.1	2.40	1969-72
5. Bud Moore	48/172.1	2.51	1966-68
6. Brett Binkley	55/176	2.81	1991-93
7. Bill Pridgen	43/136.1	2.84	1971-72
8. Jeff Payne	41/124	2.98	1965-67
9. Jim Robinson	62/186.1	2.99	1964-66
10. Brad Rigby	114/339.1	3.02	1992-94
11. Phil Hudson	60/175	3.09	1967-70
12. Al Gogolin	89/258	3.10	1992-94
13. Jim Poole	68/188	3.26	1985-88
14. Deck McGuire	106/291	3.28	2008-10
Ed Chambliss	60/163.1	3.31	1958-60
16. Jerry Owen	68/180.1	3.39	1967-70
17. Chris Myers	94/246.1	3.43	1992-94
18. Kyle Bakker	106/273	3.49	2001-03
19. Chuck Crowder	136/346.2	3.53	1996-99
20. Ron Scharf	68/173	3.54	1963-65

Strikeouts Per Nine Innings

(Min. 100 innings)	K/IP	K/9	Years
1. Jim Poole	263/188	12.59	1985-88
2. Ed LaFitte	242/189.1	11.50	1906-07
3. Scott Prather	197/162.1	10.92	1996-98
4. Brad Rigby	397/339.1	10.53	1992-94
5. Jason Neighborgall	115/101	10.25	2003-05
6. Bud Blemker	257/233.2	9.90	1957-59
7. Brad Rulon	160/146.2	9.82	2005-08
8. Chuck Crowder	377/346.2	9.79	1997-99
Jed Bradley	148/136	9.79	2009-Pres.
10. Cory Vance	328/302.2	9.75	1998-00
11. Brett Binkley	190/176	9.72	1991-93
12. Deck McGuire	306/291	9.46	2008-10
13. Jared Hyatt	150/144	9.37	2004-07
Marc Pisciotto	275/264	9.37	1989-91
15. Mike Sorrow	248/247.1	9.02	1969-72
16. Keith Fleming	266/269.2	8.88	1983-86
17. Rich Thieme	114/116	8.84	1995-97
18. Doug Creek	458/472	8.73	1988-91
19. David Elder	283/292	8.72	1995-97
20. Sam Drake	256/268.1	8.59	1987-89
21. Mark Pope	100/105.2	8.56	2009-Pres.

Walks Per Nine Innings

(Min. 100 innings)	BB/IP	BB/9	Years
1. Chris Goodman	36/168.1	1.92	2002-03
2. Kyle Bakker	69/273	2.27	2001-03
3. Brian Burks	75/289.1	2.33	2001-04
4. Kris Wilson	89/328.2	2.437	1995-97
5. Bill Pridgen	37/136.1	2.443	1971-72
6. Mark Pope	29/105.2	2.48	2009-Pres.
7. Eddie Burns	44/153.1	2.58	2005-08
8. Chris Myers	73/246.1	2.67	1991-94
9. Andrew Kown	50/166	2.71	2002-04
10. Jim Robinson	57/186.2	2.75	1964-66
11. Mike Schisler	76/246.2	2.77	1970-73
Jed Bradley	42/136	2.77	2009-Pres.
13. Blake Wood	79/252	2.82	2004-06
14. Micah Owings	64/201.1	2.86	2003-04
15. David Duncan	87/272.1	2.88	2006-08
16. Jeff Payne	40/124	2.90	1965-67
17. Mike Hostetler	96/282.2	3.06	1989-91
18. Aaron Walker	36/104.1	3.11	2001-04
19. Bob Patton	76/219	3.12	1954-57
20. Gary Steele	58/163.1	3.20	1968-70
21. Tim Gustafson	44/121.2	3.25	2004-06
22. Deck McGuire	106/291	3.27	2008-10

Career Pitching Leaders

Victories

1. Doug Creek.....	41.....	1988-91
2. Brad Rigby.....	35.....	1992-94
3. Chuck Crowder.....	33.....	1996-99
4. Kevin Brown.....	28.....	1984-86
David Elder.....	28.....	1995-97
Cory Vance.....	28.....	1998-00
Deck McGuire.....	28.....	2008-10
8. Brian Burks.....	27.....	2001-04
9. Roger Kinard.....	26.....	1984-87
10. Marc Pisciotta.....	25.....	1989-91
Scott Erwin.....	25.....	1986-89
Kris Wilson.....	25.....	1995-97
L.J. Yankosky.....	25.....	1994-98
Kyle Bakker.....	25.....	2001-03
15. Craig Day.....	24.....	1903-06
16. Todd Shiver.....	23.....	1984-87
Al Gogolin.....	23.....	1992-94
18. Mike Schisler.....	22.....	1970-73
Jerry Bass.....	22.....	1974-77
Keith Fleming.....	22.....	1983-86
Sam Drake.....	22.....	1987-89
John Davis.....	22.....	1987-90
Mike Hostetler.....	22.....	1989-91
Brent Colson.....	22.....	1990-92
Blake Wood.....	22.....	2004-06

Games Pitched

1. Chris Myers.....	125.....	1991-94
2. Jim Poole.....	120.....	1985-88
3. Brad Rulon.....	117.....	2005-08
4. Jeff Watchko.....	115.....	2000-03
5. Keith Fleming.....	111.....	1983-86
6. Jase Wrigley.....	103.....	1995-98
7. Andrew Robinson.....	98.....	2007-10
Brian Burks.....	93.....	2001-04
9. Brett Binkley.....	82.....	1991-93
Jared Hyatt.....	82.....	2004-07
11. Aaron Walker.....	76.....	2001-04
12. Joe Wise.....	74.....	1987-90
Doug Creek.....	74.....	1988-91
14. George Shirilla.....	73.....	1981-85
15. Chuck Crowder.....	73.....	1996-99
16. John Davis.....	72.....	1987-90
Mike Hostetler.....	72.....	1989-91
18. Jordan Crews.....	67.....	2002-05
Ryan Turner.....	67.....	2004-07
20. David Elder.....	66.....	1995-97
L.J. Yankosky.....	66.....	1994-98

Innings Pitched

1. Doug Creek.....	472.....	1988-91
2. Chuck Crowder.....	346.2.....	1996-99
3. Brad Rigby.....	339.2.....	1992-94
4. Kevin Brown.....	329.....	1984-86
5. Kris Wilson.....	328.2.....	1995-97
6. Roger Kinard.....	323.....	1984-87
7. Jerry Bass.....	310.....	1974-77
8. Cory Vance.....	302.2.....	1998-00
9. Stu Rogers.....	299.1.....	1981-84
10. David Elder.....	292.....	1995-97
11. Deck McGuire.....	291.....	2008-10
12. Brent Colson.....	290.2.....	1990-92
13. Brian Burks.....	289.1.....	2001-04
14. John Davis.....	283.1.....	1987-90
15. Mike Hostetler.....	282.2.....	1989-91
16. Todd Shiver.....	276.2.....	1984-87
17. Kyle Bakker.....	273.....	2001-03
18. David Duncan.....	272.1.....	2006-08
19. Keith Fleming.....	269.2.....	1983-86
20. Sam Drake.....	268.1.....	1987-89

Strikeouts

1. Doug Creek.....	458.....	1988-91
2. Brad Rigby.....	397.....	1992-94
3. Chuck Crowder.....	377.....	1996-99
4. Cory Vance.....	328.....	1998-00
5. Deck McGuire.....	306.....	2008-10
6. Jerry Bass.....	294.....	1974-77
7. David Elder.....	283.....	1995-97
8. Marc Pisciotta.....	275.....	1989-91
9. Kyle Bakker.....	274.....	2001-03
10. Roger Kinard.....	272.....	1984-87
11. Kris Wilson.....	270.....	1995-97
12. Keith Fleming.....	266.....	1983-86
13. Jim Poole.....	263.....	1985-88
14. Sam Drake.....	256.....	1987-89
Brent Colson.....	256.....	1990-92
16. John Davis.....	254.....	1987-90
17. Kevin Brown.....	249.....	1984-86
18. Mike Sorrow.....	248.....	1969-72
19. Chuck Crowder.....	247.....	1996-98
20. Mike Hostetler.....	242.....	1989-91

Complete Games

1. Craig Day.....	20.....	1903-06
Bud Blemker.....	20.....	1957-79
3. Jerry Bass.....	17.....	1974-77
Mike Sorrow.....	17.....	1969-71
5. Ed LaFitte.....	16.....	1906-07
Doug Creek.....	16.....	1988-91
7. Kevin Brown.....	15.....	1984-86
8. Mike Schisler.....	12.....	1970-73
Mike Hostetler.....	12.....	1989-91
10. Ed Chambless.....	11.....	1958-60
Solomon.....	11.....	1903
DeWitt Poole.....	11.....	1904
13. Stu Rogers.....	10.....	1981-84
Phil Hudson.....	10.....	1967-70
Bob Patton.....	10.....	1954-57
16. Danny McGregor.....	9.....	1954-57
17. Roger Kinard.....	8.....	1984-87
Cory Vance.....	8.....	1998-00
19. Scott Erwin.....	7.....	1986-89
Al Gogolin.....	7.....	1992-94
Chuck Crowder.....	7.....	1996-99

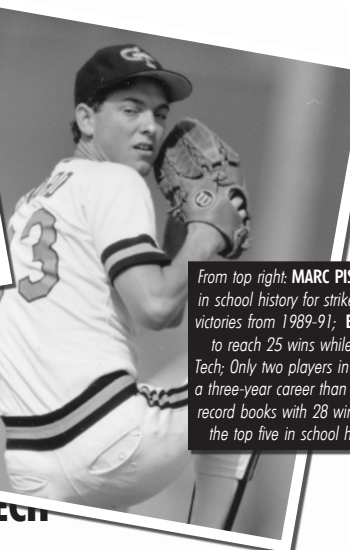
Saves

1. Jim Poole.....	22.....	1985-88
2. Keith Fleming.....	21.....	1983-86
3. Chris Myers.....	20.....	1991-94
4. Jeff Watchko.....	19.....	2000-03
5. Brett Binkley.....	18.....	1991-93
6. Tucker Barr.....	17.....	1994-96
Matt Wieters.....	16.....	2005-07
8. Brian Burks.....	13.....	2001-04
9. Mike Hostetler.....	12.....	1989-91
10. Brad Rulon.....	11.....	2005-08
11. Andrew Robinson.....	10.....	2007-10
12. Jase Wrigley.....	9.....	1995-98
Chris Hicks.....	9.....	2006-08
Mark Pope.....	9.....	2009-Pres.
15. Andy Mitchell.....	7.....	1998-01
16. L.J. Yankosky.....	6.....	1994-98
17. Alan Walker.....	5.....	1980-82
Joe Wise.....	5.....	1987-90
Rhett Parrott.....	5.....	1999-01




Shutouts

1. Bill Pridgen.....	3.....	1971-72
Jerry Bass.....	3.....	1974-77
Stu Rogers.....	3.....	1980-84
Chuck Crowder.....	3.....	1996-99
5. Mike Schisler.....	2.....	1970-73
Doug Creek.....	2.....	1988-91
Al Gogolin.....	2.....	1992-94
Kris Wilson.....	2.....	1995-97
Kyle Bakker.....	2.....	2001-03

From left to right (opposite page): **CHRIS MYERS** was the work-horse of the Tech bullpen from 1991-94 and has appeared in more games than any other Yellow Jacket in history; **L.J. YANKOSKY** went 11-1 in 1998 to finish out a 25-4 career on the Flats; **CHRIS GOODMAN** showed remarkable control on the mound from 2002-03, when he set the school record by allowing only 1.92 walks per game; (This page) **CORY VANCE**, **KRIS WILSON** and **ROGER KINARD** rank among Georgia Tech's all-time Top 10 in victories, innings pitched and strikeouts.




From top right: **MARC PISCIOTTA** owns one of the top three marks in school history for strikeouts per game and stands ninth with 25 victories from 1989-91; **BRIAN BURKS** is the only player in history to reach 25 wins while recording at least 10 saves at Georgia Tech; Only two players in school history recorded more strikeouts in a three-year career than **DAVID ELDER**, who stands fourth in Tech's record books with 28 wins from 1995-97; **JEFF WATCHKO** ranks in the top five in school history in saves and game appearances.



Season Pitching Leaders

Clockwise from top left: **SCOTT ERWIN** went undefeated in 1988, posting a Tech-best 13-0 record for the Yellow Jackets; **BRAD RIGBY** set the Tech single season records for victories, innings and strikeouts while leading Tech to the College World Series in 1994; **KYLE BAKKER** issued a Tech-best 1.60 walks per nine innings while guiding the Yellow Jackets to their second World Series appearance in 2002; **BRETT BINKLEY** posted 14 saves in 1993, which is the most by a Yellow Jacket in a single season; **JIM POOLE** holds the Yellow Jacket record for appearances in a season with 45 in 1988 - he also set the school record with 14.32 strikeouts per nine innings the same year.



Best Winning Percentage

(Min. 5 wins).....	Record	Pct.	Year
1. Scott Erwin.....	13-0.....	1.000.....	1988
2. Mike Schisler.....	9-0.....	1.000.....	1973
3. Bud Blemker.....	8-0.....	1.000.....	1957
Mike Schisler.....	8-0.....	1.000.....	1971
5. Lee Hyde.....	6-0.....	1.000.....	2006
6. John Horn.....	5-0.....	1.000.....	1984
Brad Rulon.....	5-0.....	1.000.....	2006
8. Brad Rigby.....	13-1.....	.929.....	1993
9. L.J. Yankosky.....	11-1.....	.917.....	1998
Jeff Watchko.....	11-1.....	.917.....	2002
11. Andrew Kown.....	10-1.....	.909.....	2004
Blake Wood.....	10-1.....	.909.....	2005
13. Bill Pridgen.....	8-1.....	.889.....	1971
Al Gogolin.....	8-1.....	.889.....	1993
Jared Hyatt.....	8-1.....	.889.....	2007
Deck McGuire.....	8-1.....	.889.....	2008
Mark Pope.....	8-1.....	.889.....	2010
18. Bud Moore.....	7-1.....	.875.....	1967
Jerry Bass.....	7-1.....	.875.....	1974
Matt Saier.....	7-1.....	.875.....	1995
21. Kyle Bakker.....	13-2.....	.867.....	2002
22. Kris Wilson.....	12-2.....	.857.....	1997
Jim Thorsten.....	6-1.....	.857.....	1979
24. Brent Colson.....	11-2.....	.846.....	1992
Deck McGuire.....	11-2.....	.846.....	2009
25. Chappell Rhino.....	5-1.....	.833.....	1953
Ed Chambless.....	5-1.....	.833.....	1960
Bud Moore.....	5-1.....	.833.....	1968
Mark Pope.....	5-1.....	.833.....	2009
Jim Zauderer.....	5-1.....	.833.....	1974
Keith Fleming.....	5-1.....	.833.....	1983
John Davis.....	5-1.....	.833.....	1987
Rich Thieme.....	5-1.....	.833.....	1997
Brian Burks.....	5-1.....	.833.....	2003

Earned Run Average

(Min. 40 innings).....	ER/IP.....	ERA.....	Year
1. Mike Sorrow.....	10/84.....	1.07.....	1971
2. Mike Schisler.....	13/86.1.....	1.355.....	1973
3. Bud Blemker.....	11/72.2.....	1.362.....	1957
4. Jerry Priestley.....	8/42.....	1.71.....	1966
5. Mike Schisler.....	7/36.2.....	1.72.....	1970
6. Bud Moore.....	16/81.1.....	1.77.....	1967
7. Gary Steele.....	12/60.2.....	1.78.....	1969
8. Brett Binkley.....	18/90.....	1.80.....	1992
9. Mike Sorrow.....	12/59.....	1.831.....	1969
10. Jeff Payne.....	14/68.2.....	1.835.....	1967
11. Chris Myers.....	17/80.2.....	1.90.....	1993
12. Jim Poole.....	16/71.....	2.03.....	1988
13. Phil Hudson.....	22/94.....	2.106.....	1968
14. Jim Robinson.....	15/64.....	2.109.....	1966
15. Bill Pridgen.....	16/65.2.....	2.193.....	1971
16. Brad Rulon.....	12/49.0.....	2.204.....	2006
17. Bud Blemker.....	24/95.....	2.27.....	1959
18. Keith Fleming.....	18/70.1.....	2.30.....	1986
19. Jim Robinson.....	15/58.....	2.33.....	1965
20. Gary Steele.....	15/56.....	2.41.....	1968

Strikeouts Per Nine Innings

(Min. 50 innings).....	K/IP.....	K/9.....	Year
1. Jim Poole.....	113/71.....	14.32.....	1988
2. Jason Neighborgall.....	72/53.....	12.22.....	2005
3. Brad Rigby.....	132/98.2.....	12.04.....	1993
4. Keith Fleming.....	91/70.1.....	11.64.....	1986
5. Brad Rigby.....	184/143.....	11.58.....	1994
6. Ed LaFitte.....	97/75.2.....	11.54.....	1907
7. Ed LaFitte.....	145/113.2.....	11.48.....	1906
8. Cory Vance.....	102/80.....	11.475.....	1998
9. Bud Blemker.....	121/95.....	11.46.....	1959
10. Jim Poole.....	90/71.....	11.41.....	1987
11. Scott Prather.....	98/77.2.....	11.36.....	1998
12. Buck Hall.....	83/67.....	11.15.....	1993
13. Doc Wilson.....	94/76.....	11.13.....	1910
14. Brett Binkley.....	69/58.....	10.71.....	1993
15. Deck McGuire.....	118/100.1.....	10.59.....	2009
16. Butch Crook.....	61/52.....	10.56.....	1966
17. Marc Pisciotta.....	74/63.2.....	10.46.....	1990
18. David Elder.....	123/106.1.....	10.41.....	1996
19. Sam Drake.....	82/72.1.....	10.20.....	1989
20. Kyle Schmidt.....	80/71.2.....	10.05.....	2002

Walks Per Nine Innings

(Min. 50 innings).....	BB/IP.....	BB/9.....	Year
1. Mark Pope.....	13/78.2.....	1.49.....	2010
2. Kyle Bakker.....	24/134.2.....	1.60.....	2002
3. Chris Myers.....	15/80.2.....	1.67.....	1993
4. Chris Goodman.....	16/81.2.....	1.76.....	2002
5. Ryan Turner.....	15/75.2.....	1.78.....	2007
6. Jeff Watchko.....	19/89.2.....	1.91.....	2002
7. Jeff Payne.....	15/68.2.....	1.97.....	1967
8. Mike Schisler.....	19/86.1.....	1.98.....	1973
9. Blake Wood.....	24/106.1.....	2.03.....	2005
10. Brian Burks.....	13/57.1.....	2.04.....	2003
11. Bill Pridgen.....	15/65.2.....	2.06.....	1971
12. Chris Goodman.....	20/86.2.....	2.08.....	2003
13. Chris Myers.....	13/55.....	2.13.....	1992
14. Micah Owings.....	21/88.....	2.15.....	2003
15. Eddie Burns.....	17/70.1.....	2.18.....	2007
16. Brian Burks.....	23/94.1.....	2.194.....	2004
17. Kris Wilson.....	24/98.1.....	2.197.....	1996
18. Brian Burks.....	25/102.1.....	2.199.....	2002
19. Joe Chambers.....	13/52.....	2.25.....	1960
20. David Albert.....	24/95.1.....	2.27.....	1993
21. Kris Wilson.....	30/118.1.....	2.28.....	1997
22. Andrew Kown.....	13/50.1.....	2.32.....	2003

AL GOGOLIN won 12 games and pitched 139.1 innings in Tech's College World Series year of 1994.

TECH's 1971 NCAA TEAM rode the arms of its four pitchers, Mike Sorrow (7-3), Mike Schisler (8-0), Bob Jobson (4-0) and Bill Pridgen (8-1). The Yellow Jackets won 28 of their first 29 games and came within a victory of going to the College World Series, finishing the season with a 31-6 record.



Season Pitching Leaders

Victories

1. Brad Rigby.....	14.....	1994
2. Scott Erwin.....	13.....	1988
Marc Pisciotta.....	13.....	1991
Brad Rigby.....	13.....	1993
Cory Vance.....	13.....	2000
Kyle Bakker.....	13.....	2002
7. Ed LaFitte.....	12.....	1906
Roger Kinard.....	12.....	1987
Mike Hostetler.....	12.....	1990
Al Gogolin.....	12.....	1994
Kris Wilson.....	12.....	1997
Chuck Crowder.....	12.....	1998
13. Craig Day.....	11.....	1905
Kevin Brown.....	11.....	1986
Sam Drake.....	11.....	1987
Doug Creek.....	11.....	1990
Doug Creek.....	11.....	1991
Brent Colson.....	11.....	1992
Deck McGuire.....	11.....	2009
L.J. Yankosky.....	11.....	1998
Jeff Watchko.....	11.....	2002
Blake Wood.....	11.....	2006
23. Jerry Bass.....	10.....	1977
Kevin Brown.....	10.....	1985
Keith Fleming.....	10.....	1985
Todd Shiver.....	10.....	1987
Doug Creek.....	10.....	1989
David Elder.....	10.....	1995
Chuck Crowder.....	10.....	1996
Chuck Crowder.....	10.....	1999
Brian Burks.....	10.....	2002
Andrew Kown.....	10.....	2004
Blake Wood.....	10.....	2005

Games Pitched

1. Jim Poole.....	45.....	1988
2. Brett Binkley.....	39.....	1993
Chris Myers.....	39.....	1993
4. Jim Poole.....	38.....	1987
5. Brad Rulon.....	37.....	2006
6. Keith Fleming.....	36.....	1986
7. Brad Rulon.....	34.....	2008
8. Mike Hostetler.....	33.....	1989
Andrew Robinson.....	33.....	2008
10. Zach Brewster.....	32.....	2009
Chris Myers.....	32.....	1992
12. Jim Poole.....	31.....	1986
Jeff Watchko.....	31.....	2001
14. Marc Pisciotta.....	30.....	1990
Jase Wrigley.....	30.....	1998
Jordan Crews.....	30.....	2005
17. Shane McGill.....	29.....	1994
Jeff Watchko.....	29.....	2002
Jeff Watchko.....	29.....	2003
Brad Rulon.....	29.....	2007
Jared Hyatt.....	29.....	2007
22. Keith Fleming.....	28.....	1984
Joe Wise.....	28.....	1988
Tim Gustafson.....	28.....	2005
Jase Wrigley.....	28.....	1997

Innings Pitched

1. Brad Rigby.....	143.....	1994
2. Al Gogolin.....	139.1.....	1994
3. Kevin Brown.....	137.....	1985
4. Doug Creek.....	136.2.....	1991
5. Kevin Brown.....	136.....	1986
6. Kyle Bakker.....	134.2.....	2002
7. Mike Hostetler.....	130.1.....	1990
8. Roger Kinard.....	130.....	1987
9. Doug Creek.....	126.....	1990
10. Chuck Crowder.....	124.2.....	1998
11. Marc Pisciotta.....	122.1.....	1991
12. Jerry Bass.....	119.2.....	1977
13. Cory Vance.....	119.....	2000
14. Brent Colson.....	118.2.....	1992
15. Kris Wilson.....	118.1.....	1997
16. David Albert.....	117.2.....	1992
17. Chuck Crowder.....	117.....	1999
18. Doug Creek.....	115.1.....	1989
19. Blake Wood.....	114.2.....	2006
20. Scott Erwin.....	114.....	1988
21. Ed LaFitte.....	113.2.....	1906
22. Craig Day.....	113.....	1905
23. Steve Kelly.....	112.2.....	2001
Deck McGuire.....	112.2.....	2010
25. Kris Wilson.....	112.....	1995

Strikeouts

1. Brad Rigby.....	184.....	1994
2. Ed LaFitte.....	145.....	1906
3. Chuck Crowder.....	133.....	1998
4. Brad Rigby.....	132.....	1993
5. Chuck Crowder.....	130.....	1999
6. Doug Creek.....	128.....	1991
18. Doug Creek.....	126.....	1990
8. Marc Pisciotta.....	124.....	1991
Al Gogolin.....	124.....	1994
10. David Elder.....	123.....	1996
Cory Vance.....	123.....	2000
12. Kevin Brown.....	122.....	1986
13. Jerry Bass.....	121.....	1977
Bud Blemker.....	121.....	1959
15. Deck McGuire.....	118.....	2009
Deck McGuire.....	118.....	2010
17. Doug Creek.....	116.....	1989
18. Kyle Bakker.....	115.....	2002
19. Jim Poole.....	113.....	1988
20. Micah Owings.....	112.....	2004
21. Roger Kinard.....	111.....	1987
22. L.J. Yankosky.....	110.....	1998
23. Scott Erwin.....	106.....	1988
24. Brent Colson.....	105.....	1992
25. Kris Wilson.....	103.....	1997
Cory Vance.....	103.....	1999
27. Cory Vance.....	102.....	1998
28. Kris Wilson.....	101.....	1995
29. DeWitt Poole.....	100.....	1904


Complete Games

1. Craig Day.....	12.....	1905
2. Solomon.....	11.....	1903
DeWitt Poole.....	11.....	1904
Ed LaFitte.....	11.....	1906
5. Jerry Bass.....	10.....	1977
6. Craig Day.....	9.....	1906
Bud Blemker.....	9.....	1959
8. Doc Wilson.....	8.....	1910
Bud Moore.....	8.....	1967
Kevin Brown.....	8.....	1985
11. Craig Day.....	7.....	1904
Henry Collier.....	7.....	1910
Phil Hudson.....	7.....	1968
Mike Schisler.....	7.....	1973
Doug Creek.....	7.....	1990
16. Scroup Enloe.....	6.....	1925
Snead.....	6.....	1925
Bud Blemker.....	6.....	1957
Bill Pridgen.....	6.....	1972
Mike Hostetler.....	6.....	1990
Mike Hostetler.....	6.....	1991
David Albert.....	6.....	1992

Saves

1. Brett Binkley.....	14.....	1993
2. Tucker Barr.....	12.....	1995
3. Mike Hostetler.....	11.....	1989
4. Jim Poole.....	10.....	1987
5. Jim Poole.....	9.....	1988
Chris Hicks.....	9.....	2008
7. Keith Fleming.....	8.....	1986
Chris Myers.....	8.....	1992
Mark Pope.....	8.....	2009
Brian Burks.....	8.....	2003
Andrew Robinson.....	8.....	2010
12. Keith Fleming.....	7.....	1984
Chris Myers.....	7.....	1994
Matt Wieters.....	7.....	2006
Brad Rulon.....	7.....	2008
16. Jeff Watchko.....	6.....	2000
Jeff Watchko.....	6.....	2001
Matt Wieters.....	6.....	2005

Clockwise from left: **KEITH FLEMING** and **KEVIN BROWN** pitched Georgia Tech to ACC Championships in 1985 and 1986, and in 1987, **TODD SHIVER** was named the MVP of the ACC Tournament.



TUCKER BARR spent the majority of his time calling pitches, but in 1995, he also served as Tech's closer, recording 12 saves for the Yellow Jackets.

JERRY BASS (left) fanned a school-record 19 batters while tossing a no-hitter against Earlham in 1975; **MIKE HOSTETLER** (above, center) led the Yellow Jackets and Atlantic Coast Conference with 12 wins and 130.1 innings pitched in 1990; **BUD BLEMKER** (right) led Tech in strikeouts, innings and earned run average from 1957-59, and his 1.36 ERA in 1957 remains the third-best mark in school history.

No-Hitters by Tech Pitchers

Pitcher	Opponent	Date	Score	IP	H	R	ER	BB	SO	Comment
Jimmy Robinson	Jacksonville	3-23-65	W, 8-1	9	0	1	1	1	9	Walk, HBP, WP aided in Jacksonville run
Jerry Bass	Earlham	3-21-75	W, 41-0	9	0	0	0	3	19	Single-game K mark, NCAA record for winning margin
Stu Rogers	Ball State	3-1-83	W, 12-0	7	0	0	0	3	8	Capped three-game sweep
Roger Roddy	E. Tenn. St.	3-24-87	W, 15-0	7	0	0	0	0	8	Three Tech errors, game called by rain

No-Hitters by Opposing Pitchers

Spencer Love	Vanderbilt	4-25-1907	L, 0-6	9	0	0	0	2	10	None of the four Tech runners advanced past first base
Tom Philpot	Georgia	5-10-19	L, 0-8	9	0	0	0	1	6	Only three baserunners (HBP, walk, error)
Don Woeltjen	Georgia	5-3-63	L, 0-5	9	0	0	0	0	11	Only perfect game ever pitched against Tech
Nelson Gibson/Charles Watson	Clemson	5-6-67	L, 0-3	9	0	0	0	-	-	Tigers committed three errors

Pitching Records

TEAM

INNINGS PITCHED

Season: 619.1 in 1986

COMPLETE GAMES

Season (most): 18 in 1991

Season (fewest): 0 in 2006, 2009

SHUTOUTS

Season (most): 8 in 1906, 1971, 1997

Most Consecutive: 3 in 1971

Most Consecutive Shutout Innings: 27

(Milligan, 3-28-72, through Hillsdale, 4-3-72)

Most Consecutive Games Without a Shutout:

112 (Stetson, 4-1-78, through Georgia, 5-7-81)

SAVES

Season (most): 18 in 2006

Season (fewest): 3 in 1974, 1975, 1981

EARNED RUN AVERAGE

Season (lowest): 2.60 in 1973

Season (highest): 8.44 in 1953

RELIEF APPEARANCES

Season (most): 187 in 2004

Season (fewest): 21 in 1967

RUNS ALLOWED

Inning: 18 vs. LSU (7th), 5-26-96

Game: 29 vs. LSU, 5-26-96

Season (most): 422 in 1995

Season (fewest): 85 in 1970

EARNED RUNS ALLOWED

Inning: 18 vs. LSU (7th), 5-26-96

Game: 29 vs. LSU, 5-26-96

Season (most): 350 in 1995

Season (fewest): 70 in 1973

HITS ALLOWED

Inning: 13 vs. LSU (7th), 5-26-96

Game: 25 vs. Clemson, 4-17-83

Season (most): 660 in 2006

Season (fewest): 183 in 1970

HITS PER 9 INNINGS

Season (highest):

11.58 in 1980 (304/236.1 inn.)

Season (lowest):

7.36 in 1971 (258/315.2 inn.)

STRIKEOUTS

Game (10 inn.): 20 vs. Vanderbilt, 4-23-10

Game (9 inn.): 19 vs. Earlham, 3-21-75;

Augusta, 4-23-89

Season (most): 618 in 1998

Season (fewest): 87 in 1954

STRIKEOUTS PER 9 INNINGS

Season (highest):

10.00 in 1998 (618/556 inn.)

Season (lowest):

3.30 in 1978 (95/259.1 inn.)

HOME RUNS ALLOWED

Game: 7 vs. North Carolina, 4-3-94

Season (most): 70 in 1983, 1998

Season (fewest): 4 in 1970

WALKS

Game: 15, vs. Armstrong State, 2-26-86

Season (most): 416 in 1986

Season (fewest): 82 in 1964

WALKS PER 9 INNINGS

Season (highest):

8.03 in 1961 (176/197.1 inn.)

Season (lowest):

2.54 in 2002 (171/606.2 inn.)

STRIKEOUT-TO-WALK RATIO

Season (best):

2.90-1 in 2002 (496 K/171 BB)

Season (worst):

0.62-1 in 1961 (109 K/176 BB)

WILD PITCHES

Season (most): 81 in 1991

HIT BATSMEN

Season (most): 72 in 2002

INDIVIDUAL

VICTORIES

Season: 14, Brad Rigby, 1994

Career: 41, Doug Creek, 1988-91

LOSSES

Season: 9, James Beavers, 1974;

Rodney Hudlow, 1976; Sam Drake, 1988

Career: 19, Stu Rogers, 1981-84;

Doug Creek, 1988-91

GAMES PITCHED

Season: 45, Jim Poole, 1988

Career: 125, Chris Myers, 1991-94

GAMES STARTED

Season: 21, Brad Rigby, 1994

Career: 70, Doug Creek, 1988-91

RELIEF APPEARANCES

Season: 45, Jim Poole, 1988

Career: 119, Jim Poole, 1985-88;

Chris Myers, 1991-94

SAVES

Season: 14, Brett Binkley, 1993

Career: 22, Jim Poole, 1985-88

COMPLETE GAMES

Season: 12, Craig Day, 1905

Career: 20, Craig Day, 1904-06;

Bud Blemker, 1957-59

SHUTOUTS

Season: 4, Ed LaFitte, 1906

Career: 6, Craig Day, 1903-06;

Ed LaFitte, 1906-07

INNINGS PITCHED

Game: 14, Henry Collier vs. Georgia, 5-21-10

Season: 143, Brad Rigby, 1994

Career: 472, Doug Creek, 1988-91

EARNED RUN AVERAGE

Season (min. 50 inn.):

1.07, Mike Sorrow, 1971

Career (min. 100 inn.):

1.97, Mike Schisler, 1970-73

STRIKEOUTS

Inning: 4, Ed LaFitte vs. Georgia (1st inn.),

5-19-06; Brad Rigby vs. Georgia Southern

(7th), 5-8-94; Kyle Bakker (1st) vs. Coastal

Carolina, 2-22-02

Game (11 inn.):

20, Doc Wilson vs. Vanderbilt, 4-23-10

(10 inn.): 19, Ed LaFitte vs. Mercer, 4-13-07

(9 inn.): 19, Jerry Bass vs. Earlham, 3-21-75

Season: 184, Brad Rigby, 1994

Career: 458, Doug Creek, 1988-91

MOST STRIKEOUTS PER 9 INNINGS

Season (min. 50 inn.):

14.32, Jim Poole, 1988

Career (min. 100 inn.):

12.59, Jim Poole, 1985-88

FEWEST STRIKEOUTS PER 9 INNINGS

Season (min. 50 inn.):

2.0, Burton Grant, 1956

Career (min. 100 inn.):

2.8, Donald Gee, 1978-80,82

FEWEST EARNED RUNS ALLOWED

Season (min. 50 inn.):

7, Jerry Owen, 1967;

Mike Schisler, 1970

Career (min. 100 inn.):

33, Joe Chambers, 1960-61

FEWEST RUNS ALLOWED

Season (min. 50 inn.):

8, Mike Schisler, 1970

Career (min. 100 inn.):

48, Larry Livingston, 1970-73

FEWEST HITS ALLOWED

Season (min. 50 inn.):

27, Butch Crook, 1966

Career (min. 100 inn.):

54, Ted Tomasovich, 1966-68

FEWEST WALKS ALLOWED

Season (min. 50 inn.):

10, Mike Schisler, 1970

Career (min. 100 inn.):

20, Joe Chambers, 1960-62

FEWEST WALKS ALLOWED PER 9 INNINGS

Season (min. 50 inn.):

1.60, Kyle Bakker, 2002

Career (min. 100 inn.):

1.92, Chris Goodman, 2002-03

MOST WALKS ALLOWED PER 9 INNINGS

Season (min. 50 inn.):

9.3, John Hawkins, 1961

Career (min. 100 inn.):

10.1, Jason Neighborgall, 2003-05

MOST HIT BATSMEN

Game: 5, Eddie Burns vs. USF, 5-6-07

Season: 23, Eddie Burns, 2008

Career: 38, Eddie Burns, 2005-08

MOST WILD PITCHES

Game: 4, John Davis vs. Clemson, 4-13-88;

Marc Pisciotta vs. Duke, 4-14-90

Season: 21, Brad Rigby, 1994

Career: 55, Doug Creek, 1988-91

Yearly Pitching Leaders

Strikeouts

1953	Dave Redford	44
1954	Bob Patton	26
1955	Danny McGregor	35
1956	Bob Patton	32
1957	Bud Blemker	72
1958	Bud Blemker	66
1959	Bud Blemker	121
1960	Ed Chambless	73
1961	Harry Davis	32
1962	Don Shi	38
1963	Ron Scharf	37
1964	Jimmy Robinson	36
1965	Jimmy Robinson	49
1966	Butch Crook	61
1967	Jeff Payne	74
1968	Phil Hudson	80
1969	Mike Sorrow	55
1970	Mike Schisler	42
1971	Mike Sorrow	93
1972	Mike Sorrow	74
1973	Mike Schisler	69
1974	Jerry Bass	42
1975	Jerry Bass	66
1976	Rodney Hudlow	79
1977	Jerry Bass	121
1978	Bart Campbell	30
1979	Jim Thorsten	29
1980	Mike Gentry	26
1981	Richard O'Brien	48
1982	John Jett	57
1983	Stu Rogers	72
1984	Keith Fleming/Stu Rogers	44
1985	Kevin Brown	95
1986	Kevin Brown	122
1987	Roger Kinard	111
1988	Jim Poole	113
1989	Doug Creek	116
1990	Doug Creek	126
1991	Doug Creek	128
1992	Brent Colson	105
1993	Brad Rigby	132
1994	Brad Rigby	*184
1995	Kris Wilson	101
1996	David Elder	123
1997	Kris Wilson	103
1998	Chuck Crowder	133
1999	Chuck Crowder	130
2000	Cory Vance	123
2001	Steve Kelly	93
2002	Kyle Bakker	115
2003	Kyle Bakker	80
2004	Micah Owings	112
2005	Blake Wood	74
2006	Blake Wood	95
2007	David Duncan	86
2008	David Duncan	74
2009	Deck McGuire	118
2010	Deck McGuire	118

TECH'S TOP TEN TEAMS

Earned Run Average

1.	2.60	1973
2.	2.65	1971
3.	2.79	1967
4.	2.94	1966
5.	3.00	1969
6.	3.03	1970
7.	3.12	1958
8.	3.13	1993
9.	3.33	1972
10.	3.39	1959

Strikeouts Per 9 Innings

1.	10.00	1998
2.	9.14	2009
3.	9.11	1993
4.	9.07	1988
5.	8.86	1989
6.	8.58	1999
7.	8.55	1959
8.	8.49	2010
9.	8.42	1996
10.	8.28	1994

Strikeouts/9 Innings

1953	Dave Redford	6.71
1954	Dave Redford	4.44
1955	Danny McGregor	5.00
1956	Bob Patton	6.22
1957	Bud Blemker	8.92
1958	Bud Blemker	9.00
1959	Bud Blemker	11.46
1960	Ed Chambless	9.43
1961	John Hawkins	4.75
1962	Don Shi	8.42
1963	Don Shi	7.14
1964	Jimmy Robinson	5.04
1965	Larry Zimmer	8.26
1966	Butch Crook	10.56
1967	Jeff Payne	9.77
1968	Phil Hudson	7.66
1969	Mike Sorrow	8.39
1970	Mike Schisler	10.31
1971	Mike Sorrow	9.96
1972	Mike Sorrow	8.46
1973	Greg Baldwin	7.27
1974	Jerry Boss	6.83
1975	Jerry Boss	8.57
1976	Jerry Boss	8.91
1977	Jerry Boss	9.10
1978	Bart Campbell	6.98
1979	Steve Davison	7.46
1980	Eric Perry	5.32
1981	Stu Rogers	6.79
1982	Alan Walker	7.88
1983	Keith Fleming	8.87
1984	Keith Fleming	8.88
1985	John Stewart	11.57
1986	Jim Poole	11.77
1987	Jim Poole	11.41



Team Pitching Statistics Since 1953

1988	Jim Poole	*14.32
1989	Sam Droke	10.20
1990	Marc Pisciotto	10.46
1991	Marc Pisciotto	9.12
1992	Brett Binkley	8.90
1993	Brad Rigby	12.04
1994	Brad Rigby	11.58
1995	Tucker Barr	13.02
1996	Scott Prother	11.37
1997	Rich Thieme	9.87
1998	Cory Vance	11.47
1999	Chuck Crowder	10.00
2000	Cory Vance	9.30
2001	Kyle Bakker	9.73
2002	Kyle Schmidt	10.05
2003	Brian Burks	7.85
2004	Micha Owings	8.89
2005	Jason Neighborgall	12.2
2006	Matt Wieters	9.95
2007	Danny Payne	11.15
2008	Brad Rulon	10.90
2009	Deck McGuire	10.59
2010	Jed Bradley	9.78

Fewest Walks/9 Innings

1953	Chappell Rhino	2.70
1954	Bob Patton	2.70
1955	Danny McGregor	3.29
1956	Bob Patton	3.11
1957	Bob Patton	2.84
1958	Bud Blemker	4.23
1959	Ed Chambliss	4.06
1960	Joe Chambers	2.25
1961	Harry Davis	8.66
1962	Frank Hall	3.58
1963	Ivan Entekin	3.49
1964	Jimmy Robinson	2.80
1965	Jimmy Robinson	2.79
1966	Jimmy Robinson	2.67
1967	Jeff Payne	1.97
1968	Gary Steele	3.21
1969	Mike Sorrow	2.90
1970	Mike Schisler	2.45
1971	Bill Pridgen	2.06
1972	Bill Pridgen	2.10
1973	Mike Schisler	1.98
1974	James Beavers	3.89
1975	Jerry Bass	3.63
1976	Jerry Bass	3.97
1977	Jerry Bass	3.76
1978	David Middour	2.89
1979	Jim Thorsten	3.96
1980	Mike Gentry	3.84
1981	Eric Perry	3.15
1982	Stu Rogers	2.63
1983	Stu Rogers	3.77
1984	Stu Rogers	3.34
1985	Kevin Brown	2.96
1986	Keith Fleming	3.46
1987	Jim Poole	4.06
1988	John Davis	2.77
1989	Mike Hostetler	3.83
1990	Mike Hostetler	2.55
1991	Mike Hostetler	3.32
1992	Chris Myers	2.13
1993	Chris Myers	1.67
1994	Tucker Barr	2.37
1995	Tucker Barr	0.48
1996	Kris Wilson	2.20
1997	Kris Wilson	2.28
1998	L.J. Yankosky	3.41
1999	Simon Young	3.02
2000	Cory Vance	2.72
2001	Kyle Bakker	1.79
2002	Kyle Bakker	1.60
2003	Brian Burks	2.04
2004	Brian Burks	2.19
2005	Blake Wood	2.03
2006	David Duncan	3.13
2007	Ryan Turner	1.78
2008	Eddie Burns	2.64
2009	Brandon Cumpston	3.08
2010	Mark Pope	*1.49

Wins

1951	Herb Bradshaw/Chappell Rhino	4
1952	Chappell Rhino	3
1953	Chappell Rhino	5
1954	Bob Patton	6
1955	Danny McGregor	5
1956	Burton Grant	4
1957	Bud Blemker	8
1958	Ed Chambliss/Jim Tawery	2
1959	Bud Blemker	9
1960	Eddie Chambliss	5

1961	Mike Tomasovich/Harry Davis	2
1962	Mike Tomasovich	4
1963	Ron Scharf/Jimmy Tumlin	3
1964	Ron Scharf	4
1965	Jimmy Robinson	6
1966	Jerry Priestley	4
1967	Bud Moore	7
1968	Phil Hudson	6
1969	David Vittur/Phil Hudson/Mike Sorrow	4
1970	Jerry Owen	5
1971	Bill Pridgen/Mike Schisler	8
1972	Mike Sorrow	6
1973	Mike Schisler	9
1974	Jerry Bass	7
1975	Jerry Bass/Gene Beal	3
1976	Rodney Hudlow	5
1977	Jerry Bass	10
1978	David Middour	6
1979	Jim Thorsten	5
1980	Mike Gentry	3
1981	Eric Perry	4
1982	Stu Rogers/Richard O'Brien/John Jett/Alan Walker	5
1983	Stu Rogers	9
1984	Kevin Brown	7
1985	Kevin Brown/Keith Fleming	10
1986	Kevin Brown	11
1987	Roger Kinard	12
1988	Scott Erwin	13
1989	Doug Creek	10
1990	Mike Hostetler	12
1991	Marc Pisciotto	13
1992	Brent Colson	11
1993	Brad Rigby	13
1994	Brad Rigby	14
1995	David Elder	10
1996	Chuck Crowder	10
1997	Kris Wilson	12
1998	Chuck Crowder	12
1999	Chuck Crowder	10
2000	Cory Vance	13
2001	Rhett Parrott	9
2002	Kyle Bakker	13
2003	Micha Owings/Chris Goodman	9
2004	Andrew Kown	10
2005	Blake Wood	10
2006	Blake Wood	11
2007	Jared Hyatt	8
2008	Deck McGuire	8
2009	Deck McGuire	11
2010	Jed Bradley/Brandon Cumpston/Deck McGuire	

Innings Pitched

1953	Dave Redford	59
1954	Bob Patton	73.1
1955	Danny McGregor	63
1956	Danny McGregor	51.1
1957	Bud Blemker	72.2
1958	Bud Blemker	66
1959	Bud Blemker	95
1960	Ed Chambliss	69.2
1961	Harry Davis	62.1
1962	Frank Hall	78
1963	Ron Scharf	60
1964	Jimmy Robinson	64.1
1965	Jimmy Robinson	58
1966	Jimmy Robinson	64
1967	Bud Moore	81.1
1968	Phil Hudson	94
1969	Gary Steele	60.2
1970	Jerry Owen	56
1971	Mike Sorrow	84
1972	Mike Sorrow	78.2
1973	Mike Schisler	86.1
1974	James Beavers	71.2
1975	Jerry Bass	69.1
1976	Rodney Hudlow	91.1
1977	Jerry Bass	119.2
1978	David Middour	84
1979	Danny Suarez	62
1980	Mike Gentry	63.1
1981	Richard O'Brien	68.1
1982	John Jett	84.2
1983	Stu Rogers	105
1984	Stu Rogers	72.2
1985	Kevin Brown	137
1986	Kevin Brown	136
1987	Roger Kinard	130
1988	Scott Erwin	114
1989	Doug Creek	115.1
1990	Mike Hostetler	130.1
1991	Doug Creek	136.2
1992	Brent Colson	118.2

Year	G	W-L	Pct.	IP	H	H/9	R	ER	ERA	BB	BB/9	SO	SO/9	CG	SHO
2010	62	47-15	.758	551	551	9.00	286	246	4.02	188	3.07	520	8.49	3	6
2009	58	38-19-1	.664	515	533	9.31	319	266	4.65	234	4.09	523	9.14	0	3
2008	62	41-21	.661	548	617	10.13	355	307	5.04	223	3.66	461	7.57	1	5
2007	57	32-25	.561	509.1	583	10.30	336	290	5.12	207	3.66	427	7.54	2	2
2006	68	50-18	.735	604.2	660	9.82	356	297	4.42	232	3.45	502	7.47	0	2
2005	64	45-19	.703	574.2	612	9.58	347	277	4.34	260	4.07	474	7.42	1	3
2004	65	44-21	.677	590	609	9.28	359	313	4.77	226	3.44	521	7.95	1	0
2003	62	44-18	.710	552.2	537	8.74	315	250	4.07	198	3.22	423	6.89	3	3
2002	68	52-16	.765	606.2	641	9.51	344	274	4.06	171	2.54	496	7.36	5	6
2001	61	41-20	.672	532	576	9.74	331	267	4.52	213	3.60	434	7.34	5	2
2000	66	50-16	.758	585.2	570	8.76	339	281	4.32	242	3.67	507	7.68	6	2
1999	58	38-20	.655	512.2	595	10.45	378	300	5.27	272	4.78	489	8.58	4	3
1998	63	41-22	.651	556	577	9.33	369	305	4.94	274	4.44	618	10.00	7	1
1997	61	46-15	.754	542	561	9.31	371	289	4.80	275	4.57	490	8.14	3	9
1996	64	40-24	.625	556.2	599	9.68	389	317	5.13	267	4.32	521	8.42	4	3
1995	60	38-22	.633	522	593	10.22	422	350	6.03	298	5.14	463	7.98	2	2
1994	67	50-17	.746	606.2	564	8.37	310	264	3.92	259	3.84	558	8.28	9	5
1993	61	47-14	.770	540.2	445	7.40	242	188	3.13	191	3.18	547	9.11	5	4
1992	64	45-19	.703	562.2	541	8.65	282	214	3.42	227	3.63	480	7.68	8	2
1991	68	42-26	.618	581.2	627	9.70	376	308	4.77	301	4.66	521	8.06	18	5
1990	71	46-25	.648	593	523	7.94	330	263	3.99	283	4.30	531	8.06	17	3
1989	64	38-26	.594	542.2	533	8.84	381	283	4.69	357	5.92	534	8.86	10	7
1988	69	45-24	.652	606.1	585	8.68	373	273	4.03	308	4.57	611	9.07	6	0
1987	65	51-14	.785	560.1	535	8.59	342	283	4.55	293	4.71	514	8.26	10	4
1986	68	45-23	.662	619.1	594	8.63	391	315	4.58	416	6.05	551	8.01	10	5
1985	62	42-19-1	.685	538	577	9.65	350	300	5.02	279	4.67	401	6.71	16	4
1984	55	36-19	.655	488.2	555	10.22	353	272	5.01	302	5.56	360	6.63	7	1
1983	53	38-15	.717	453.1	523	10.38	356	275	5.50	364	7.23	315	6.25	8	1
1982	49	29-20	.592	424	450	9.55	301	258	5.48	229	4.86	235	4.99	5	2
1981	38	14-24	.368	334.1	419	11.28	284	215	5.79	178	4.79	198	5.33	3	3
1980	27	8-19	.296	236.1	304	11.58	244	196	7.46	159	6.06	123	4.68	5	0
1979	31	15-16	.484	265.1	308	10.45	248	204	6.92	174	5.90	133	4.51	7	0
1978	29	14-15	.483	259.1	328	11.38	193	162	5.62	138	4.79	95	3.30	9	2
1977	30	18-12	.600	267	303	10.21	188	145	4.89	146	4.92	200	6.74	14	1
1976	34	12-22	.353	287.1	328	10.27	232	177	5.54	184	5.76	238	7.45	9	2
1975	29	12-17	.414	249.2	256	9.23	188	140	5.04	141	5.08	180	6.49	5	1
1974	37	20-17	.541	315.1	351	10.02	238	189	5.40	206	5.88	220	6.28	6	3
1973	28	20-6-2	.750	242	219	8.14	102	70	2.60	84	3.12	189	7.03	8	1
1972	31	21-10	.677	270.2	248	8.25	131	100	3.33	98	3.26	218	7.25	12	5
1971	37	31-6	.838	315.2	258	7.36	124	93	2.65	129	3.68	270	7.70	12	8
1970	24	17-7	.708	223	183	7.39	85	75	3.03	100	4.04	170	6.86	13	3
1969	28	16-12	.571	252.1	208	7.42	108	84	3.00	115	4.10	199	7.10	12	3
1968	34	21-13	.618	304	299	8.85	163	117	3.46	156	4.62	235	6.96	10	3
1967	32	21-11	.656	281	255	8.17	119	87	2.79	129	4.13	243	7.78	17	2
1966	30	14-16	.467	254	192	6.80	110	83	2.94	152	5.39	206	7.30	14	3
1965	30	20-8-2	.700	259	216	7.51	121	99	3.44	92	3.20	176	6.12	--	3
1964	24	9-15	.375	204.1	231	10.17	142	103	4.54	82	3.61	111	4.89	--	0
1963	27	9-18	.333	232.1	256	9.92	187	137	5.31	136	5.27	150	5.81	--	2
1962	24	8-16	.333	210	213	9.13	173	128	5.49	155	6.64	139	5.96	--	0
1961	24	6-16-2	.292	197.1	226	10.31	210	150	6.84	176	8.01	109	4.97	9	0
1960	25	14-11	.560	220	198	8.10	133	103	4.21	110	4.50	170	6.95	8	3
1959	28	17-9-2	.643	239	213	8.02	127	90	3.39	150	5.65	227	8.55	15	2
1958	24	7-17	.292	195.2	200	9.20	154	112	5.16	113	5.20	134	6.16	9	0
1957	27	18-8-1	.685	231	194	7.56	110	80	3.12	105	4.09	169	6.58	11	3
1956	23	11-12	.478	193.1	186	8.66	100	--	4.66	101	4.70	92	4.28	15	1
1955	24	15-9	.625	207.2	233	10.11	140	--	6.06	93	4.03	119	5.16	9	2
1954	23	9-13-1	.413	185.1	211	10.25	144	--	6.99	87	4.22	89	4.32	--	1
1953	21	8-13	.381	178	192	9.71	167	--	8.44	104	5.26	126	6.37	--	0

Fielding Records

TEAM

FIELDING PERCENTAGE

Season (highest): .972 in 2004 and 2010

Season (lowest): .901 in 1953

MOST TOTAL CHANCES

Season: 2,795 in 1986

MOST DOUBLE PLAYS

Game: 5, vs. Coastal Carolina, 4-1-95

Game (both teams):

7, vs. Georgia State, 4-10-84

Season (most): 71 in 1985

Season (fewest): 11 in 1958

MOST ERRORS

Game: 12, vs. Georgia, 4-21-1898

Game (both teams):

22, vs. Georgia (GT 12, UGA 10), 4-21-1898

Season (most): 140 in 1988

Season (fewest): 37 in 1958

INDIVIDUAL

MOST ERRORS

Game: 6, by Smith vs. Georgia, 4-21-1898

Season: 31, Pete Geist, 1984;

Tyler Greene, 2003

Career: 89, Keith Kerver, 1984-87

MOST PUTOUTS

Game (INF):

20, Reggie Johnson vs. Miami, 5-15-92

Game (OF):

9, Scott Jordan vs. Wake Forest, 3-27-85

Game (C):

18, Bob Harrell vs. Earlham, 3-21-75

Season (INF): 551, Scott Byers, 1994

Season (OF): 145, Anthony Byrd, 1991

Season (C): 519, Jason Varitek, 1994

MOST ASSISTS

Game (INF):

11, Keith Kerver vs. Florida State, 5-25-85

Game (OF): 2, Todd Moore; Chuck Dunn; Chris Morgan Johnny Ferguson and Jeff Kindel (twice); Matt Saier vs. Washington, 5-30-94; Jeremy Slayden vs. Miami, 5-10-02; Danny Payne vs. Duquesne, 2-24-07; Jeff Rowland vs. Miami, 4-13-08.

Game (C): 5, Greg Woodward vs. N. Carolina, 4-4-82; Jason Haniger vs. Rutgers, 2-29-08.

Season (INF): 230, Keith Kerver, 1986

Season (OF): 9, Jeff Kindel, 2006

Season (C): 72, Jason Varitek, 1994

Career (INF): 682, Keith Kerver, 1984-87

Career (OF): 16, Scott Jordan, 1982-85

Career (C): 256, Jason Varitek, 1991-94

MOST PICKOFFS

Game:

4, Doug Creek vs. Georgia Southern, 2-17-90

Season (pitcher): 16, Doug Creek, 1990



Season (catcher): 6, Jason Varitek, 1993

Career: 44, Doug Creek, 1988-91

RUNNERS CAUGHT STEALING

Season: 36, Jason Varitek, 1991

Career: 99, Jason Varitek, 1991-94



Clockwise from top right: **SCOTT BYERS** has Tech's career mark for putouts; **KEITH KERVER** owns career records in chances and assists; **The 4,609 FANS** in attendance at the Georgia-Georgia Tech baseball game on April 9, 2008, set a new record at Russ Chandler Stadium; **DOUG CREEK** holds the top career mark for pickoffs while **JASON VARITEK** threw out a school-record 99 would-be base stealers from 1991-94.

Miscellaneous Records

Overall Winning Seasons: 68

Overall Losing Seasons: 36

Overall .500 Seasons: 3

Most Consecutive Winning Seasons: 28 (1982-present)

Most Consecutive Losing Seasons: 6 (1949-54)

Most Victories (entire season): 52 (2002)

Most Victories (regular season): 47 (1987)

Most Victories (postseason): 9 (1994 and 2002)

Most Losses: 26 (1989, 1991)

Most Ties: 2 (1959, 1961, 1965, 1973)

Highest Winning Percentage: .889 (16-2) in 1920

Most Home Victories: 38 (1990)

Highest Home Winning Percentage: .941 (32-2) in 1992

Longest Winning Streak: 20 games (1990 and 2004)

Longest Unbeaten Streak: 20 games (1990 and 2004)

Longest Conference Winning Streak:

25 games (2004-05)^{*ACC Record}

Longest Season-Opening Winning Streak:

17 games (2003)

Longest Home Winning Streak: 29 games

(final game of 1989 and first 28 games of 1990)

Longest Losing Streak: 10 games (1975)

Longest Season-Opening Losing Streak:

8 games (1985)

Largest Winning Margin:

41 runs, vs. Earlham (41-0), 3-21-75

Largest Losing Margin:

24 runs, vs. Georgia (25-1), 4-15-1899

Home game: 22 runs, vs. Michigan (27-5), 3-12-95

Longest Game: 15 innings - Tech vs. Oglethorpe, May 1,

1933, at Ponce de Leon Park (Oglethorpe 4, Tech 3).

Longest Game (Time):

5:00, vs. Navy, (14 inn.), May 23, 1986

Largest Attendance:

Overall - 28,836 vs. Georgia at Turner Field, Atlanta, Ga. (5-11-04) [2nd largest regular season crowd in NCAA history]

At Chandler Stadium - 4,609 vs. Georgia (4-9-08) [regular season]; 4,468 vs. Southern California (6-2-00) [NCAA Super Regional]

In State of Georgia - Same as overall.

Three-Game Home Series - 10,655 vs. Florida State

(5-2/4-02) [regular season]; 10,435, NCAA Atlanta Regional (5-26/28-00) [NCAA]


9th Inning Comebacks

Runs	Opponent.....	Date.....	Final Score
12	at NC State.....	4/4/98	Tech, 17-13
7	Mercer.....	3/5/97	Tech, 7-6
	Duke.....	3/27/98	Tech, 9-8
6	NC State.....	5/9/97	Tech, 14-13
6	Virginia Tech.....	3/20/09	Tech, 10-9
5	North Carolina.....	3/28/10	Tech, 11-8 (10)
	NC State (ACC).....	4/21/84	Tech, 5-3
	SE Missouri State.....	4/11/98	Tech, 6-5
	Oklahoma St (NCAA).....	5/24/98	Tech, 6-5
4	E. Kentucky (NCAA).....	5/25/85	Tech, 14-13
	New York Tech.....	3/2/91	Tech, 7-6
	NC State (ACC).....	5/14/91	Tech, 4-3
	Mercer.....	4/14/93	Tech, 7-6
	Miami.....	5/10/02	Tech, 7-6
	at Miami.....	3/27/05	Tech, 11-10
	Rutgers.....	2/29/08	Rut, 10-6 (11 inn.)
3	Duke.....	4/11/93	Tech, 7-6
	Virginia.....	3/16/96	Tech, 7-6
	Georgia.....	2/24/96	Tech, 6-5 (10 inn.)
	Stetson.....	3/4/97	Tech, 9-5 (10 inn.)
	Charleston Southern.....	3/25/97	Tech, 12-11 (11 inn.)
	Florida State.....	4/18/97	FSU, 10-9 (12 inn.)
	North Carolina.....	5/14/97	Tech, 7-6
	vs. Florida State (ACC).....	5/25/03	Tech, 10-7
	NC State.....	3/20/05	Tech, 11-10
	Florida State.....	4/16/05	Tech, 9-8
	North Carolina.....	4/4/09	Tech, 10-6 (11 inn.)

Biggest Innings

Runs	Opponent (inning).....	Date.....	Final Score
15	Charleston Southern (4th).....	3/2/99	Tech, 22-4
14	Elmhurst (5th).....	3/29/78	Tech, 14-1
13	Centenary (6th).....	4/5/77	Tech, 18-3
12	Virginia Tech (1st).....	5/14/05	Tech, 27-2
	at Maryland (5th).....	5/23/04	Tech, 18-6
	at NC State (7th).....	3/30/02	Tech, 20-12
	Oakland (4th).....	2/28/01	Tech, 18-0
	Stetson (6th).....	5/27/00	Tech, 24-1
	at NC State (9th).....	4/4/98	Tech, 17-13
	Maryland (6th).....	3/20/95	Tech, 25-17
	Ball State (8th).....	2/26/85	Tech, 21-11
11	at Georgia State (2nd).....	4/15/09	Tech, 18-2
	Mercer (3rd).....	3/10/09	Tech, 17-3
	Virginia Tech (2nd).....	5/14/05	Tech, 27-2
	Georgia (6th).....	4/8/92	Tech, 15-1
	Virginia (6th).....	3/9/90	Tech, 17-6
	Tenn. Temple (6th).....	4/12/84	Tech, 24-5
	Ball State (6th).....	3/1/83	Tech, 14-4
	Hillsdale (5th).....	3/31/79	Tech, 24-3
	Earlham (6th).....	3/21/75	Tech, 41-0
10	Wake Forest (6th).....	2/27/10	Tech, 15-0
	at Boston College (4th).....	4/28/06	Tech, 12-4
	at Georgia State (8th).....	5/11/94	Tech, 23-9
	Clemson (5th).....	5/14/94	Tech, 20-4
	Maryland (5th).....	3/22/89	Tech, 19-7
	E. Tenn. St. (7th).....	3/24/87	Tech, 15-0
	Augusta College (4th).....	5/4/87	Tech, 14-7
	Maryland (5th).....	4/1/86	Tech, 26-0
	Ohio State (6th).....	3/21/84	Tech, 18-4
	at Georgia State (1st).....	3/5/81	Tech, 35-9
	Earlham (8th).....	3/21/75	Tech, 41-0

Last Time it Happened



ROGER RODDY (left) was the last Georgia Tech pitcher to toss a no-hitter. **ANDY BRUCE** (right) homered in eight straight games in 1991, setting an NCAA record.

A no-hitter was pitched by Tech:

By individual - March 24, 1987, by Roger Roddy vs. East Tennessee State at Russ Chandler Stadium (*Tech 15, ETSU 0*). *Seven-inning game.

A no-hitter was pitched against Tech:

By individual - May 3, 1963, by Don Woeltjen of Georgia, who pitched a perfect game at Rose Bowl Field (*Georgia 5, Tech 0*). *NOTE: There has been one staff no-hitter pitched against the Yellow Jackets since May 3, 1963, when Clemson's Nelson Gibson and Charles Watson held Georgia Tech hitless on May 6, 1967.

A one-hitter was pitched by Tech:

By individual - May 22, 1997, Kris Wilson vs. Tennessee Tech at Dudy Noble Field, Starkville, Miss., NCAA Mid-east Regional (*Tech 5, Tennessee Tech 0*). [Kevin Cameron pitched a 7-inning complete game one-hitter vs. Oakland, Feb. 27, 2001 (*Tech 16, Oakland 0*)]

By staff - April 20, 1994, by Brad Rigby, Shane McGill and Tucker Barr vs. Georgia at Foley Field in Athens, Ga. (*Tech 8, Georgia 0*).

A one-hitter was pitched against Tech:

By individual - February 18, 1992, Jamon Deal of UNC-Asheville at Russ Chandler Stadium (*Tech 2, UNC-Asheville 1*).

By staff - March 21, 2007, Nine Georgia State pitchers combined to hold Georgia Tech to one hit at The Field at Panthersville in Panthersville, Ga. (*Tech 3, Georgia State 0*).

A two-hitter was pitched by Tech:

By individual - March 31, 2000, Cory Vance vs. NC State at Doak Field, Raleigh, N.C. (*Tech 13, NC State 1*).

By staff - February 27, 2010, by Brandon Cumpston, Luke Bard and Clay Dalton vs. Xavier at Russ Chandler Stadium (*Tech 15, Xavier 0*).

A two-hitter was pitched against Tech:

By individual - April 27, 1991, Jason Angel of Clemson at Russ Chandler Stadium (*Clemson 8, Tech 0*).

By staff - March 7, 2006, Adam Ottavino and Matt Morizio of Northeastern at Russ Chandler Stadium (*Tech 2, Northeastern 1*).

A Tech pitcher pitched a complete-game shutout:

June 4, 2010 - Mark Pope pitched a five-hitter vs. Mercer at Russ Chandler Stadium in the NCAA Atlanta Regional. (*Tech 10, Mercer 0*).

Tech was shut out:

June 1, 2008 - Nick Montgomery tossed a complete game shutout against the Yellow Jackets, giving up four hits to Tech at Foley Field in Athens, Ga. (*Georgia 8, Tech 0*).

There was no score after nine innings:

February 27, 2008 - Georgia Tech scored a run in the bottom of the 10th to defeat Georgia Southern. (*Tech 1, GSU 0 (10)*).

A Tech pitcher struck out 10 batters or more:

April 6, 2010 - Mark Pope fanned 11 Kennesaw State batters in 8.0 innings at Russ Chandler Stadium (*Tech 8, Kennesaw State 2*).

A Tech pitcher picked off multiple runners:

March 21, 2010 - Jed Bradley picked off two runners vs. Maryland at Shipley Field (*Tech 10, Maryland 3*).

A Tech runner was picked off third base:

May 9, 2008 - Jason Haniger was picked off in the seventh inning by Clemson catcher Doug Hogan at Russ Chandler Stadium. (*Tech 5, Clemson 1*).

A Tech player hit three home runs in a game:

May 3, 2009 - Chase Burnett (first inning with none on, fifth inning with one on, eighth inning with bases loaded) vs. Presbyterian at Russ Chandler Stadium. (*Georgia Tech 23, Presbyterian 3*).

A Tech player homered on consecutive at-bats:

May 18, 2010 - Tony Plagman hit a two-run shot in the first and a two-run homer in the third against Georgia State at Russ Chandler Stadium. (*Georgia Tech 9, Georgia State 0*).

A Tech player homered in five straight games:

March 2-10, 1991 - Andy Bruce hit nine home runs over eight consecutive games (an NCAA record) against New York Tech, Appalachian State and Rutgers, all at Russ Chandler Stadium.

Three Tech players hit consecutive home runs:

March 27, 2010 - Derek Dietrich, Tony Plagman and Cole Leonida in the first inning off North Carolina's Colin Bates at Boshamer Stadium in Chapel Hill, N.C. (*Tech 13, UNC 5*).

Three Tech players homered in the same inning:

March 27, 2010 - Derek Dietrich, Tony Plagman and Cole Leonida in the first inning off North Carolina's Colin Bates at Boshamer Stadium in Chapel Hill, N.C. (*Tech 13, UNC 5*).

A Tech player hit an inside-the-park homer:

March 11, 2005 - Tyler Greene with the bases loaded vs. Wake Forest (7th inn.) at Russ Chandler Stadium (*Tech 15, WFU 5*).

Two Tech players hit grand slams in the same game:

April 16, 2008 - Brad Feltes (5th inn.) and Luke Murtin (8th inn.) vs. Georgia Southern at Russ Chandler Stadium (*Tech 14, GSU 8*).

Two Tech players hit grand slams in the same inning:

March 10, 1997 - Eric McQueen and Jay Hood (1st inn.) vs. North Carolina at Boshamer Stadium, Chapel Hill, N.C. (*Tech 9, UNC 8*).

A Tech player hit a grand slam in consecutive games:

March 2-3, 1991 - Andy Bruce connected vs. New York Tech at Russ Chandler Stadium (*Tech 17, N.Y. Tech 3; Tech 11, N.Y. Tech 2*).

A Tech player had five hits or more:

April 21, 2010 - Thomas Nichols went 5-for-5 against Georgia Southern at Russ Chandler Stadium (*Tech 18, Georgia Southern 2*).

A Tech player hit for the cycle:

February 17, 2001 - Richard Lewis went 5-for-7 vs. Georgia Southern at J.I. Clements Stadium in Statesboro, Ga. (*Tech 23, GSU 3*). NOTE: Jason Basil became the first player in ACC Tournament history to hit for the cycle on May 17, 2000 vs. Duke.

A Tech player hit for the cycle twice in one season:

March 8, 1991 - Andy Bruce vs. Rutgers (6 RBI) at Russ Chandler Stadium (*Rutgers 13, Tech 7*); **May 1, 1991**, vs. Georgia (9 RBI) at Russ Chandler Stadium (*Tech 16, UGA 1*).

A Tech player batted in seven runs or more:

March 20, 2010 - Jay Dantzler drove in eight runs on single, a double and two home runs vs. Maryland at Shipley Field. (*Tech 24, Maryland 4*).

A Tech player stole four bases or more:

May 8, 2004 - Eric Patterson stole five bases vs. Duke at Russ Chandler Stadium to tie a school record (*Tech 9, Duke 8*).

A Tech player stole home (not a double steal):

March 15, 2006 - Steven Blackwood stole home on a failed squeeze attempt in the first inning vs. Mississippi Valley State at Russ Chandler Stadium (*Tech 13, MVSU 4*).

A Tech player stole three bases in one inning:

May 3, 1989 - Tom Green in the first inning vs. Tennessee Tech at Russ Chandler Stadium (*Tennessee Tech 7, Tech 6*).

Tech scored 30 or more runs in a game:

April 25, 1984 - Tech scored 31 runs vs. Georgia State at Russ Chandler Stadium (*Tech 31, Georgia State 6*).

Tech scored 20 or more runs in a game:

April 14, 2010 - Tech scored 25 runs vs. Georgia at Foley Field in Athens, Ga. (*Tech 25, Georgia 6*).

Tech got 30 or more hits in a game:

March 28, 1985 - Tech got 30 hits vs. Maryland at College Park, Md. (*Tech 29, Maryland 2*).

Tech got 20 or more hits in a game:

April 21, 2010 - Tech tallied 21 hits vs. Georgia Southern at Russ Chandler Stadium. (*Tech 18, Georgia Southern 2*).

Tech allowed 20 or more runs in a game:

April 8, 2009 - Georgia Southern scored 23 runs at Russ Chandler Stadium (*Georgia Southern 23, Tech 3*).

Tech allowed 10 or more runs and won:

April 25, 2010 - Virginia Tech scored 12 runs in a losing effort at Russ Chandler Stadium. (*Tech 14, Virginia Tech 12*)

Tech allowed 20 or more hits in a game:

April 8, 2009 - Georgia Southern collected 20 hits vs. Tech at Russ Chandler Stadium. (*Georgia Southern 23, Tech 3*).

Tech turned four or more double plays:

May 15, 2010 - Tech turned four double plays vs. Miami at Russ Chandler Stadium (*Miami 9, Tech 2*).

Tech hit into four or more double plays:

May 10, 2005 - Tech hit into four double plays vs. Coastal Carolina at Russ Chandler Stadium (*Coastal 7, Tech 6*).

Tech committed five errors or more:

May 30, 2009 - Tech made five errors vs. Southern Miss at Russ Chandler Stadium (*USM 10, Tech 7*).

Tech committed five or more errors and won:

March 8, 2005 - Tech made five errors vs. William & Mary at Russ Chandler Stadium. (*Tech 17, W&M 9*).

Tech turned a triple play:

May 5, 1986 - In the third inning at Augusta, bases loaded, second baseman Ty Griffin dropped line drive by Donnie Poteet, threw to catcher Jeff Mons at home for one out, to third baseman Frank Bolick for second out, to shortstop Keith Kenner covering second for third out, which preserved complete-game shutout by Scott Erwin. (*Tech 13, Augusta 0*).

A triple play was turned against Tech:

March 9, 2001 - In the fourth inning vs. NC State, bases loaded, Jason Basil lined to shortstop Adam Miller for first out, to second baseman Jeremy Dutton covering second base for second out, to first baseman David Hicks covering first for third out, at Russ Chandler Stadium. (*NC State 9, Tech 7*).

Site Key

1. Atlanta-Fulton County Stadium, Atlanta, Ga.
2. Ponce de Leon Park, Atlanta, Ga.
3. Griffin, Ga. (field unknown)
4. Spiller's Field, Atlanta, Ga.
5. Columbia, S.C. (field unknown)
6. Montgomery, Ala. (field unknown)
7. Rollins College, Winter Park, Fla.
8. Miami, Fla. (field unknown)
9. Sims Legion Park, Gastonia, N.C.
10. Seminole Field, Tallahassee, Fla.
11. Luther Williams Field, Macon, Ga.
12. Americus, Ga. (unknown field)
13. Nat Buring Field, Memphis, Tenn.
14. Boshamer Stadium, Chapel Hill, N.C.
15. Durham Athletic Park, Durham, N.C.
16. Smith-Wills Stadium, Jackson, Miss.
17. Dick Howser Stadium, Tallahassee, Fla.
18. Rainbow Stadium, Honolulu, Hawaii
19. Mark Light Stadium, Miami, Fla.
20. Municipal Stadium, West Palm Beach, Fla.
21. Municipal Stadium, Greenville, S.C.
22. Tiger Field, Douglas, Ga.
23. Bamson Field/Wilson Stadium, Las Vegas, Nev.
24. Douglassville, Ga. (field unknown)
25. Gainesville, Ga. (field unknown)
26. Hubert H. Humphrey Metrodome, Minneapolis, Minn.
27. McKethan Stadium-Perry Field, Gainesville, Fla.
28. Alex Box Stadium, Baton Rouge, La.
29. Louisiana Superdome, New Orleans, La.
30. Osceola County Stadium, Kissimmee, Fla.
31. Titan Field, Fullerton, Calif.
32. Eck Stadium-Tyler Field, Wichita, Kan.
33. Rosenblatt Stadium, Omaha, Neb.
34. Durham Bulls Athletic Park, Durham, N.C.
35. Lindsey Nelson Stadium, Knoxville, Tenn.
36. Griffith Stadium, Charlotte, N.C.
37. Al Lang Stadium, St. Petersburg, Fla.
38. Dudy Noble Field, Starkville, Miss.
39. Disney's Wide World of Sports, Lake Buena Vista, Fla.
40. Knight's Stadium, Fort Mill, S.C.
41. Reckling Park, Houston, Tex.
42. Frank Foley Field, Athens, Ga.
43. Coastal Federal Field, Myrtle Beach, S.C.
44. Salem Memorial Stadium, Salem, Va.
45. Turner Field, Atlanta, Ga.
46. Grayson Stadium, Savannah, Ga.
47. Ripken Stadium, Aberdeen, Md.
48. Baseball Grounds of Jacksonville, Jacksonville, Fla.
49. USA Baseball National Training Complex, Cary, N.C.
50. NewBridge Bank Park, Greensboro, N.C.

Alabama (29-38-1)

H: 13-14-1; A: 12-22; N: 4-2

4-8-1904	hW	8-4
4-9-1904	hW	11-4
4-9-1904	hW	8-3
5-8-1908	al	1-5
5-9-1908	al (10)	0-1
5-10-1908	al	3-10
4-2-1910	al	3-4
4-3-1910	alW	3-1
4-28-1911	alW	4-3
4-29-1911	al	1-2
4-25-1913	al	3-7
4-26-1913	al	4-5
4-24-1914	al	2-11
4-25-1914	alW	12-8
4-25-1914	alW	7-0
5-1-1914	hW	4-3
5-2-1914	hW	5-4
4-9-1915	hL	1-2
4-10-1915	hW	7-6
5-1-1919	al	1-11
5-1-1919	al	2-6
4-25-1923	alW	6-3
4-26-1923	6W	11-2
5-9-1924	hL (10)	6-8
4-17-1925	alW	9-2
4-18-1925	al	10-17
4-14-1926	hW	7-5
4-15-1926	hT (10)	8-8
4-16-1926	6W	12-6
4-17-1926	6W	12-10
4-20-1927	hW	9-4
4-21-1927	hW	7-6
4-22-1927	al	5-8

4-23-1927	alW	6-3
4-25-1928	al	3-4
4-26-1928	alW	5-3
4-28-1928	hL	1-7
4-24-1929	hL	4-7
4-25-1929	hL	3-9
4-26-1929	al	3-6
4-27-1929	alW	4-2
4-21-1930	hW	7-6
4-22-1930	hL	2-7
4-25-1930	al	2-16
4-26-1930	al	3-15
4-14-1933	al	2-6
4-25-1933	hW	6-4
4-13-1934	alW	9-5
4-14-1934	al	2-11
4-20-1934	hL	3-4
4-21-1934	hL	1-8
4-2-1935	al	3-10
4-14-1987	hW	1-7
4-27-1937	hL	1-3
4-27-1938	al	3-6
4-28-1938	al	3-9
4-9-1943	hL	1-10
5-14-1943	alW	15-4
5-15-1943	al	2-6
5-9-1957	alW+	5-4
5-10-1957	hL+	10-11
5-13-1957	hW+	10-1
5-25-1986	19W*	12-6
5-25-1991	171*	4-8
2-9-1996	30L	2-7
6-05-2010	hW*	5-2
6-06-2010	hL*	1-8
6-07-2010	hL*	8-10

UAB

(1-1)

H: 1-0; A: 0-1; N: 0-0

4-7-1979	hW	15-2
5-5-1979	al	2-3

Alabama State

(1-0)

H: 1-0; A: 0-0; N: 0-0

3-26-2008	hW	17-4
-----------	----	------

Alma College

(2-2)

H: 2-2; A: 0-0; N: 0-0

3-20-1968	hW	14-3
3-21-1968	hL	4-5
3-25-1970	hL	7-8
3-26-1970	hW	10-1

Anderson College

(3-1)

H: 3-1; A: 0-0; N: 0-0

4-11-1968	hW	16-4
4-12-1968	hW	14-10
3-29-1975	hW	11-5
4-2-1980	hL	5-9

Appalachian State

(16-1)

H: 16-1; A: 0-0; N: 0-0

3-24-1978	hW	19-13
3-9-1980	hL	3-10
3-9-1983	hW	11-10
3-3-1984	hW	6-4
4-21-1987	hW	9-1
3-7-1989	hW	15-3
3-8-1989	hW	16-8
3-6-1990	hW	6-5
3-7-1990	hW	9-1
3-5-1991	hW	10-0
3-6-1991	hW	20-9
2-25-1992	hW	9-4
2-26-1992	hW	8-3
3-30-1993	hW	10-2
3-31-1993	hW	7-2
3-8-1994	hW	22-4
3-9-1994	hW	22-4

Arizona

(0-2)

H: 0-0; A: 0-0; N: 0-2

3-31-1989	26L	1-3
4-2-1989	26L	4-12

Arizona State

(0-1)

H: 0-0; A: 0-0; N: 0-1

5-25-1998	32L*	1-3
-----------	------	-----

Arkansas

(2-1)

H: 0-0; A: 0-0; N: 2-1

5-26-1985	171*	5-7
3-6-1993	26W	3-2
5-23-1998	32W*	2-0

Armstrong State

(4-2)

H: 3-2; A: 1-0; N: 0-0

5-8-1981	hW	11-8
2-26-1986	hL	12-13
2-27-1986	hL (10)	6-7
4-14-1987	hW	19-15
4-22-1988	hW	8-6
2-23-2003	alW	12-4

Army

(2-1-1)

H: 0-0; A: 0-0; N: 2-1-1

3-24-1960	8W	13-0
3-25-1960	8W	5-2
3-23-1961	8T	2-2

KEY:

* - NCAA Regional or Playoff
\$ - College World Series
+ - Conference tournament
- Exhibition
f - forfeit

All games 9 innings except where noted.

3-24-1961	8L (7)	6-7
-----------	--------	-----

Atlanta Athletic Club

(1-0)

H: 1-0; A: 0-0; N: 0-0

3-28-1903	hW	11-3
-----------	----	------

Atlanta Braves

(0-12-1)

H: 0-0; A: 0-12-1; N: 0-0

4-6-1977	11#	0-7
4-5-1978	11#	3-13
4-4-1979	11#	0-5
3-5-1987	20L#	3-9
3-2-1989	20L#	0-3
3-4-1993	20L#	2-14
3-2-1995	20L#	1-5
2-27-1997	20L#	2-7
3-4-1999	39L#	5-15
3-1-2001	39L#	4-18
2-27-2003	39L# (4)	3-3
3-2-2005	39L#	0-12
2-28-2007	39L#	0-5

Atlanta Colts

(0-2)

H: 0-0; A: 0-0; N: 0-2

4-12-1895	nL#	4-16
4-15-1896	nL#	8-20

Atlanta Crackers

(0-5-1)

H: 0-0; A: 0-1; N: 0-4-1

4-21-1903	al#	5-22
4-24-1903	al#	1-16
3-23-1904	al#	1-6
3-12-1927	al#	2-6
3-25-1929	al#	6-6
4-2-1956	2L#	4-6

Atlanta Pretzels

(0-1)

H: 0-0; A: 0-1; N: 0-0

4-9-1902	al#	1-12
----------	-----	------

Atlanta Spellers

(0-1)

H: 0-0; A: 0-1; N: 0-0

4-8-1898	al#	2-5
----------	-----	-----

Auburn

(105-117-5)

H: 62-48-2; A: 40-62-1; N: 3-7-2

4-10-1897	al	4-6
4-16-1898	alW	4-3
4-8-1899	alW	10-8
4-22-1899	hW	6-4
5-5-1900	al	4-9
5-4-1901	hW	15-12
4-25-1903	hW	8-7
4-23-1904	hW	4-3
5-5-1905	hL	0-1
5-6-1905	hL	2-4
5-11-1906	hL (11)	1-2
5-12-1906	hW	5-0
5-12-1906	hW (8)	4-0
5-10-1907	al	2-3
5-11-1907	alW (12)	2-0
5-12-1907	al (7)	1-4
5-1-1908	hL	0-1
5-2-1908	hW	7-2
5-11-1908	alW	6-0
5-12-1908	al	3-8
4-29-1909	al	0-6
4-30-1909	alW	8-2
5-7-1909	hL	0-2
5-8-1909	hW	6-5
4-15-1910	al	1-16
5-6-1910	hW	3-1
4-17-1911	hW	4-1
4-18-1911	hW	9-4
5-2-1912	hW	3-2
5-3-1912	hL	5-7
5-4-1912	hW	5-3
4-18-1913	al	2-3
4-19-1913	alW	11-4
4-19-1913	al	4-4
3-27-1914	hL	3-9
3-28-1914	hW	10-5
4-16-1915	al	6-6
4-17-1915	alW	12-2
4-18-1915	alW	7-1
4-14-1916	hW	6-4
4-15-1916	hL	9-10
4-16-1916	hL	0-3
4-14-1917	al (10)	4-5
4-12-1918	alW	4-2
4-15-1917	al	1-4
4-13-1918	al	4-10
4-20-1918	alW	8-3
4-21-1918	al (5)	0-6
4-11-1919	hW	2-1
4-12-1919	hW	4-2
4-16-1920	alW	6-2
4-17-1920	al	4-5
4-15-1921	hW	8-3
4-19-1921	hW	7-6
4-1-1922	hL	6-7
4-15-1922	al	5-8
4-16-1922	alW	5-4
4-14-1923	hL	3-7
4-23-1923	al (5)	2-2
4-24-1923	al (6)	1-1
4-5-1924	alW	17-5
4-6-1924	alW	2-0
4-14-1924	hW	7-6
4-15-1924	hW	2-0
4-24-1925	hW	25-2
4-25-1925	alW	10-8
4-9-1926	hW	5-0
4-10-1926	hW	13-7
4-8-1927	6L	2-10
4-9-1927	6L	5-7
4-17-1928	al	4-15
4-18-1928	alW	11-2
4-21-1928	hW	7-5
4-3-1929	al	3-23
4-4-1929	al	10-16
4-19-1929	hW	12-7
4-20-1929	hW	8-3
4-16-1930	hL	4-7
4-17-1930	hW	6-2
4-24-1931	hW	11-7
4-25-1931	hL	8-13
5-11-1931	al	5-11
5-12-1931	al	0-13
4-15-1932	hL	6-6
4-16-1932	hL	10-12
4-16-1932	hW	5-4
4-29-1932	al (10)	7-8
4-7-1933	hW	4-3
4-8-1933	hL	7-11
4-28-1933	al (10)	3-4
4-29-1933	al	5-9
4-6-1934	hW	10-4
4-7-1934	hL	4-7
4-28-1934	al	0-1
4-22-1935	alW	6-3
4-23-1935	alW	4-3
4-7-1937	hL	2-3
5-1-1937	al	5-6
5-1-1937	alW (7)	3-2
4-29-1938	alW	9-6
4-30-1938	al	2-9
5-11-1938	hW	6-2
5-12-1938	hW	5-4
4-14-1939	al	2-5
4-15-1939	al	4-11
5-1-1939	hL	2-11
5-2-1939	hW	5-4
4-5-1940	hW	4-2
4-6-1940	hL	1-7
4-20-		

Series History

Cal State Fullerton

(3-3)

H. 0-0, A: 0-2, N: 3-1

3-5-1993	26W (11)	7-6
2-27-1994	oL	0-2
6-3-1994	33W5	2-0
6-8-1994	33W5 (12)	3-2
2-28-2004	oL	1-7
6-18-2006	33L5	5-7

California

(0-2)

H. 0-0, A: 0-0, N: 0-2

5-24-1992	27L*	2-3
5-25-1995	35L*	3-4

Camp Gordon

(1-0)

H. 1-0, A: 0-0, N: 0-0

3-22-1919	hW#	11-4
-----------	-----	------

Campbell

(4-0)

H. 4-0, A: 0-0, N: 0-0

3-2-1982	hW	12-11
3-5-1990	hW	8-6
3-4-2003	hW	5-3
3-5-2003	hW	3-1

Centenary

(1-0)

H. 1-0, A: 0-0, N: 0-0

4-5-1977	hW	18-3
----------	----	------

Central

(4-0)

H. 4-0, A: 0-0, N: 0-0

5-17-1901	hW (f)	9-0
5-18-1901	hW	15-6
5-15-1908	hW	14-2
5-16-1908	hW	7-0

Central Florida

(1-2)

H. 0-0, A: 0-0, N: 1-2

5-25-1989	27L*	4-6
2-6-1993	30W	13-2
2-11-1996	30L	7-8

Central Michigan

(2-0)

H. 1-0, A: 0-0, N: 1-0

3-7-1985	hW	11-6
5-23-1985	17W*	7-6

Charleston Southern

(12-1)

H. 12-1, A: 0-0, N: 0-0

2-10-1995	hW (7)	14-1
2-11-1995	hW (7)	8-4
2-11-1995	hW (7)	6-1
3-25-1997	hW (11)	12-1
3-26-1997	hW	16-6
2-11-1998	hL	4-10
3-2-1999	hW	22-4
3-3-1999	hW	20-13
3-28-2000	hW	6-3
3-29-2000	hW	12-5
5-4-2001	hW	9-4
5-5-2001	hW	9-3
5-6-2001	hW	10-5

Chattanooga

(3-2)

H. 2-1, A: 1-1, N: 0-0

4-6-1968	hL	4-5
4-12-1969	hL	5-8
4-19-1969	hW	9-0
3-28-1973	oW	4-1
4-15-1974	hW	9-0
formerly known as Tennessee-Chattanooga		

Chicopee Mills

(1-1)

H. 0-1, A: 0-0, N: 1-0

8-25-1946	25W	10-9
8-29-1946	hL	1-6

Cincinnati

(8-0)

H. 8-0, A: 0-0, N: 1-0

3-25-1921	hW	18-0
3-26-1921	hW	17-5
4-17-1935	hW	1-0
5-12-1978	10W+	6-5
3-17-1984	hW	16-2
2-20-1998	hW	17-1
2-21-1998	hW	19-2
2-22-1998	hW	9-6

The Citadel

(1-0)

H. 1-0, A: 0-0, N: 0-0

4-12-2000	hW	13-3
-----------	----	------

Clemson

(99-100-3)

H. 70-39-2, A: 20-43-1, N: 9-18

4-12-1902	hW	12-4
4-11-1903	hL	1-5
4-22-1904	hL	1-6
5-14-1904	oL	1-11
4-22-1905	hW	5-4
4-22-1905	hL	3-5
3-24-1906	hW	3-1
4-30-1906	oW	6-0
4-5-1907	hW	4-2
4-6-1907	hT (11)	2-2
4-3-1908	hW	4-3
4-4-1908	hW (11)	5-4
5-13-1910	hW	5-0
5-14-1910	hW (7)	4-0
5-15-1910	hW (7)	11-3
4-12-1912	hL	4-6
4-13-1912	hW	4-2
3-28-1913	hW	3-0
3-29-1913	hW	3-1
4-25-1917	SW	3-2
4-26-1917	SW	5-1
4-5-1919	hW	5-0
4-6-1919	hW	9-3
4-23-1920	hW	2-1
4-24-1920	hW (10)	5-4
4-1-1921	hW	7-0
4-2-1921	hW	10-1
3-24-1922	hW	9-4
3-25-1922	hW	6-2
3-20-1925	hW	4-0
3-21-1925	hW	6-0
3-19-1926	hW	5-2
3-20-1926	hL (10)	5-6
3-18-1927	hW	11-5
3-19-1927	hW	10-1
3-23-1928	hW	14-4
3-24-1928	hW	7-5
4-12-1929	hW	5-2
4-13-1929	hL	4-7
3-28-1930	hW	10-9
3-29-1930	hW	4-1
4-5-1935	oL	0-4
4-26-1935	hL	2-10
4-27-1935	hW	6-0
4-27-1935	hW	2-1
4-24-1943	hL	4-5
5-7-1943	oW	14-6
5-8-1943	oL	10-11
4-16-1955	hW	6-4
4-16-1955	oL	4-8
4-18-1956	oW	21-6
4-25-1956	hW	2-1
5-6-1957	hL	0-5
5-7-1957	oL (10)	6-7
4-8-1958	hW	8-1
6-4-1959	9L*	6-9
3-31-1960	oL	0-10
5-2-1961	hL	5-15
4-21-1962	hL	6-9
4-21-1962	hL (7)	4-18
3-27-1963	hL	4-6
4-3-1963	oW	10-8
4-14-1964	oL	4-22
5-14-1964	hW	4-3
4-3-1965	oL	2-4
4-3-1965	oL	6-6
5-11-1965	hT	4-4
4-18-1966	oL	9-14
5-20-1966	hW	4-1
4-4-1967	oL	1-10
5-6-1967	hL	0-4
5-4-1968	hW	7-1
4-15-1968	oL	3-6
4-14-1969	oW	4-3
4-7-1970	oL	6-17

5-7-1970	hW	7-1
4-13-1971	hW	8-4
4-21-1971	oW	4-1
4-9-1972	oL	0-1
4-3-1974	hW	11-7
4-9-1974	oL	3-12
4-17-1974	oL	8-10
4-8-1975	hL	3-10
4-22-1975	hL	3-18
4-5-1976	hL	3-12
4-12-1976	hL	10-12
4-8-1977	hL	7-8
4-7-1978	hL	9-13
4-13-1978	oW	2-1
4-11-1979	hL	6-14
4-18-1979	oL	2-20
4-3-1980	oL	1-18
4-9-1980	hW	12-10
4-2-1981	oL	4-6
4-7-1981	hL	5-10
4-22-1981	14L+	6-7
4-1-1982	oL	4-17
4-7-1982	hL	2-10
4-22-1982	14L+	2-16
4-7-1983	hW	7-6
4-17-1983	oL	6-19
3-27-1984	oL	1-5
4-11-1984	hL	2-4
4-3-1985	oL	2-7
4-10-1985	hW	9-8
4-19-1985	hW+	12-9
4-20-1985	hW+	7-5
4-22-1986	hL	3-6
5-7-1986	oW	7-0
5-15-1986	15W+	16-5
4-8-1987	hW	4-2
4-15-1987	oW	7-6
4-22-1987	hW	12-2
5-16-1987	21W+	7-1
4-6-1988	oL	3-7
4-13-1988	hL	2-4
4-21-1988	oL	4-7
4-12-1989	hL	5-7
4-19-1989	oL	5-16
4-26-1989	hW	11-4
5-14-1989	21L+	3-9
4-27-1990	hL	12-14
4-28-1990	oW	8-3
4-29-1990	hL	10-17
4-26-1991	oL (10)	8-9
4-27-1991	hL	0-8
4-28-1991	oW	11-6
5-13-1991	21L+	5-6
5-14-1991	21L+	8-24
4-24-1992	hW	6-2
4-25-1992	hW (10)	7-6
4-26-1992	hL	4-5
5-12-1992	21L+	4-5
4-23-1993	oW	11-0
4-24-1993	oW	10-5
4-25-1993	oW	6-0
5-17-1993	21L+	8-9
5-13-1994	hL (10)	8-9
5-14-1994	hW	20-4
5-15-1994	hL	4-7
5-20-1994	21L+	6-9
4-28-1995	oL	5-8
4-29-1995	oL	1-6
4-30-1995	oL	5-6
5-10-1996	hL (10)	8-9
5-11-1996	hW	4-0
5-12-1996	hL	2-9
5-16-1996	14L+	1-6
4-25-1997	oL	4-7
4-26-1997	oW	19-4
5-15-1997	37L+	4-7
5-3-1998	hW	7-6
5-4-1998	hW	9-7
5-5-1998	hW	14-5
5-14-1998	34W+	10-6
4-23-1999	oL	4-24
4-24-1999	oL	8-13
4-25-1999	oL	7-6
4-28-2000	hW	7-4
4-29-2000	hW	9-7
4-30-2000	hL	12-13
5-19-2000	40W+	9-8
5-20-2000	40W+	8-4
4-20-2001	oL	0-3
4-21-2001	oL	1-5
4-22-2001	oW	5-3
5-4-2002	hL	9-12
5-5-2002	hW	15-6
5-6-2002	hW	11-0
5-22-2002	37L+	0-10
6-16-2002	33L5	7-9
4-25-2003	oL (10)	7-9

4-26-2003	oL	5-10
4-27-2003	oL	3-11
5-14-2004	hW	8-3
5-15-2004	hW	11-3
5-16-2004	hW	8-4
5-22-2004	44W+(13)	11-7
4-29-2005	oW	18-14
4-30-2005	oL	5-6
5-1-2005	oW	6-4
4-14-2006	hL	6-7
4-15-2006	hW	12-3
4-16-2006	hW	22-4
5-25-2006	48L+	2-3
5-27-2006	48W+ (10)	8-7
5-27-2006	48L+	11-16
6-16-2006	33L5	4-8
4-27-2007	oL (11)	2-3
4-28-2007	oL	3-10
4-29-2007	oW	6-3
5-9-2008	hW	5-1
5-10-2008	hW	7-1
4-16-2010	hW(10)	8-6
4-24-2008	48L+	4-10
5-24-2009	oW	5-4
4-25-2009	oL	5-8
4-26-2009	oL	3-6
4-16-2010	hW(10)	8-6
4-17-2010	hW	4-3
4-18-2010	hW	11-3
5-29-2010	50L+	3-9

Cleveland Indians

(0-1)

H. 0-1, A: 0-0, N: 0-0

3-29-1906	hL#	4-16
-----------	-----	------

Cleveland State

(8-6)

H. 8-6, A: 0-0, N: 0-0

3-26-1971	hL	3-11
3-27-1971	hW	8-0
3-23-1973	hW	13-6
3-22-1974	hL	3-7
3-23-1975	hW	6-4
3-25-1975	hL	1-10
3-22-1976	hL	6-11
3-24-1976	hW	10-7
3-23-1977	hL	1-7
3-23-1977	hW	7-5
3-20-1978	hW	10-7
3-22-1978	hL	5-13
3-19-1979	hW	4-3
3-22-1979	hW	7-4

Coastal Carolina

(14-4)

H. 12-3, A: 0-0, N: 2-1

4-9-1978	hL (10)	8-9
2-10-1990	hW (7)	8-6
2-10-1990	hW (7)	10-2
2-11-1990	hW	12-5
5-24-1991	17W*	11-7
2-12-1993	hW	12-1
2-13-1993	hW	8-4
2-14-1993	hW	4-1
3-31-1995	hW	12-0
4-1-1995	hW	10-5
4-2-1995	hW	7-6
5-25-2001	421*	3-5
2-22-2002	43W	2-2
5-31-2002	hW	6-0
5-10-2005	hL	6-6
5-2-2008	hW	10-6
5-3-2008	hW	9-10
5-4-2008	hW	11-4

Elmhurst

(2-1)

H: 2-1, A: 0-0, N: 0-0

4-11-1977	hW	8-7
3-29-1978	hW	14-1
3-31-1981	hL	6-7

Elon

(4-0)

H: 4-0, A: 0-0, N: 0-0

3-24-1984	hW	11-8
2-23-2001	hW	18-7
2-24-2001	hW	9-5
5-31-2009	hW*	8-4

Erskine

(16-1)

H: 15-1, A: 1-0, N: 0-0

3-26-1920	hW	4-2
3-27-1920	hW	18-0
5-5-1967	hL	1-4
5-10-1967	oW	5-2
4-16-1968	hW	5-4
4-10-1970	hW	3-2
4-11-1970	hW	4-3
4-2-1971	hW	8-7
4-3-1971	hW	2-0
4-1-1972	hW (7)	2-0
4-1-1972	hW (7)	4-0
4-6-1973	hW	4-2
4-5-1974	hW	12-4
4-6-1974	hW	15-10
3-31-1975	hW	3-1
4-1-1975	hW	11-2
3-26-1976	hW	11-9

Evansville

(5-2)

H: 5-2, A: 0-0, N: 0-0

3-2-1979	hL	1-7
3-4-1984	hL	5-14
3-3-1985	hW	12-4
3-6-1987	hW	21-5
3-7-1987	hW	10-6
2-22-1997	hW	9-1
2-23-1997	hW	21-10

Fairfield

(1-1)

H: 1-1, A: 0-0, N: 0-0

3-30-1978	hW	17-0
3-18-1979	hL	3-7

Florida

(33-57-1)

H: 21-23, A: 12-34-1, N: 0-0

4-1-1904	hW	10-1
4-2-1904	hW	13-0
4-15-1920	hW	8-0
4-26-1920	oW	9-3
4-27-1920	oW (12)	6-3
4-20-1923	hW	2-0
4-21-1923	hW	13-0
4-5-1929	at (7)	3-4
4-6-1929	oW	3-1
4-3-1930	hW	2-1
4-4-1930	hL	1-3
4-13-1931	at	6-8
4-14-1931	at	8-9
4-22-1931	hW	8-4
4-23-1931	hL	3-4
4-26-1932	hL	4-6
4-26-1932	hL (7)	1-7
4-9-1934	hW	3-2
4-10-1934	hL (7)	6-18
4-16-1937	at	10-11
4-17-1937	at	4-5
4-13-1938	hL	4-7
4-14-1938	hL	1-11
4-7-1939	at (7)	2-14
4-8-1939	at	3-5
4-12-1940	at (6)	1-1
4-13-1940	at	1-7
5-6-1940	hW	9-8
5-7-1940	hL	5-8
4-23-1941	hL	3-5
4-24-1941	hW	4-1
3-23-1949	at	1-6
3-24-1949	at	1-11
4-29-1949	hW	3-6
4-30-1949	hW	11-1
3-21-1951	at	7-10

3-22-1951	oW	10-8
-----------	----	------

4-18-1951	oL	5-15
4-25-1951	oL	6-7
3-21-1952	oL	3-9
3-22-1952	oL	2-13
4-25-1952	oW	6-3
3-26-1952	oL	5-13
3-27-1953	oL	4-15
3-28-1953	oL	2-13
4-24-1953	hW	5-4
4-25-1953	hL	2-11
3-26-1954	oL	5-16
3-27-1954	oW	15-4
4-19-1954	hL	5-15
4-20-1954	hW	6-3
3-25-1955	oL	3-11
3-26-1955	oW	11-7
4-11-1955	hL	7-11
4-12-1955	hW	7-6
3-23-1956	oL	3-5
3-24-1956	oL	2-3
3-24-1956	oL	6-7
3-22-1957	oW	12-1
3-23-1957	oW	10-1
3-23-1957	oW	8-2
4-4-1958	hL	4-6
2-6-1959	hL	0-3
5-2-1958	oL (10)	3-4
5-3-1958	oL	1-3
4-3-1959	oL	1-10
4-4-1959	oW	12-4
5-1-1959	hW	2-1
5-2-1959	hW	17-8
4-15-1960	hL	3-11
4-16-1960	hL	8-14
5-6-1960	oW	5-2
5-7-1960	oL	4-5
4-14-1961	oL	3-5
4-15-1961	oL	0-11
5-5-1961	hW	2-1
5-6-1961	hL	1-12
4-13-1962	hL	1-12
4-14-1962	hL	5-9
4-16-1962	oL	4-15
5-5-1962	oL	2-7
3-22-1963	oL	5-12
3-23-1963	oL	2-14
4-19-1963	hL	8-11
4-20-1963	hW	7-2
3-27-1964	oL	1-2
4-17-1964	hL	3-17
4-18-1964	hW	4-2
4-28-1965	hW	12-5
4-29-1965	hW	4-3
5-3-1982	hL	3-4

Florida A&M

(2-0)

H: 2-0, A: 0-0, N: 0-0

5-14-1981	hW	13-0
4-5-1984	hW	19-5

Florida Atlantic

(4-1)

H: 4-1, A: 0-0, N: 0-0

6-7-2002	hW*	14-3
6-8-2002	hW*	11-5
5-6-2005	hW (10)	5-4
5-7-2005	hW	12-3
5-8-2005	hL	0-2

Florida Southern

(3-4)

H: 0-0, A: 3-4, N: 0-0

3-23-1951	oW	11-10
3-24-1951	oW	20-2
3-19-1958	oL	1-8
3-20-1958	oL	3-9
3-18-1966	oL	5-7
3-25-1966	oW	6-1
3-26-1966	oL	3-4

Florida State

(40-63)

H: 17-23, A: 15-34, N: 8-6

6-6-1959	9L*	9-16
3-19-1962	oL	4-10
3-20-1962	oL	8-9
3-21-1962	oL (10)	6-7
5-16-1963	hL (7)	5-10
5-16-1963	hW (7)	5-4
3-23-1964	oL	0-5
3-24-1964	oL	2-3
4-21-1964	hL	1-14

5-2-1969	oL	1-2
----------	----	-----

5-3-1969	oW	8-5
4-29-1972	oL	2-4
4-30-1972	oL	3-8
4-28-1973	hW	1-0
4-29-1973	hW	3-2
4-12-1975	oL	0-11
4-13-1975	oL	3-9
5-2-1976	hL	6-9
5-2-1976	hW	4-3
5-11-1978	at+ (10)	3-4
5-13-1978	at+	4-8
4-28-1979	hL	2-5
4-29-1979	hL	4-11
2-18-1984	oL	6-12
2-19-1984	oW	15-2
4-28-1985	hL	0-19
4-29-1985	hL	3-13
5-24-1985	at*	1-9
5-25-1985	oW*	8-3
2-22-1986	at	4-6
2-23-1986	at	4-9
3-31-1987	hL	5-7
4-1-1987	hL	8-10
4-23-1988	oL	2-15
4-24-1988	oW	10-2
2-6-1989	at	1-14
4-3-1992	oL	6-9
4-4-1992	oL	2-3
4-5-1992	oW	10-3
4-2-1993	hW	10-3
4-3-1993	hL	3-17
4-4-1993	hL	1-5
5-18-1993	21L+	2-5
4-29-1994	oL	4-6
4-30-1994	oW	6-2
5-1-1994	oW	7-5
6-5-1994	33WS (10)	12-4
5-5-1995	hW	5-4
5-6-1995	hW	11-9
5-7-1995	hL	9-14
4-26-1996	at	4-16
4-27-1996	at	3-6
4-28-1996	oW	4-1
4-18-1997	hL (12)	9-10
4-19-1997	hL	6-11
4-20-1997	hW (10)	12-11
4-17-1998	at	3-3
4-18-1998	at	2-8
4-19-1998	at	5-10
4-30-1999	hW	3-2
5-1-1999	hL	4-18
5-2-1999	hL	2-4
5-20-1999	34L+	3-7
4-21-2000	oL	0-6
4-22-2000	oW	5-0
4-23-2000	at	5-7
5-20-2000	40W+	10-3
4-27-2001	hW	9-8
4-28-2001	hL	2-6
4-29-2001	hW	12-2
5-1-2001	40W+ (10)	6-5
4-19-2002	at	3-4
4-20-2002	at	9-14
4-21-2002	at	1-13
5-25-2002	37L+	4-7
5-2-2003	hL	1-7
5-3-2003	hW (10)	5-4
5-4-2003	hL	7-12
5-25-2003	44W+	10-7
4-23-2004	oW	11-4
4-24-2004	oW	12-2
4-25-2004	oW	7-6
5-28-2004	44W+	13-4
5-29-2004	44L+	7-8
5-30-2004	44L+	5-17
4-15-2005	hW	6-4
4-16-2005	hW	9-8
4-17-2005	hW	9-4
5-26-2005	48W+	5-4
5-28-2005	48W+ (7)	18-2
4-21-2006	oW	15-8
4-23-2006	oW	10-4
4-23-2006	oW	8-7
5-17-2007	hL	2-17
5-18-2007	hL	2-10
5-19-2007	hL	11-17
3-14-2008	at	7-8
3-15-2008	at	2-11
3-16-2008	at	8-17
5-8-2009	hW	12-3
5-9-2009	hL	6-8
5-10-2009	hW	6-5
5-23-2009	15W+	9-2

Fort Benning

(0-1)

H: 0-0, A: 0-1, N: 0-0

4-7-1943	oL	3-10
----------	----	------

Fort McPherson

(2-1)

H: 2-1, A: 0-0, N: 0-0

4-30-1904	hW#	11-4
3-18-1909	hW#	14-4
3-23-1918	hL#	2-3

Furman

(20-2)

H: 12-1, A: 8-1, N: 0-0

4-20-1906	hW	1-0
4-21-1906	hW	4-3
5-1-1906	oW	7-4
4-26-1919	oW	4-3
4-27-1919	oW	4-2
5-14-1920	oW	12-1
5-15-1920	oW	4-0
3-27-1925	hW	12-2
3-28-1925	hW	12-3
4-3-1964	hW	6-3
4-4-1964	hW	4-3
5-1-1965	oW	2-0
4-9-1966	hW	6-0
4-12-1967	hL	3-7
4-27-1967	oW	6-1
5-1-1968	oL	2-3
5-9-1968	hW	6-5
3-22-1969	hW	12-7
4-24-1969	oW	8-3
4-16-1970	hW	9-3
2-17-1987	hW	10-4
6-3-2005	hW*	(10) 5-4

Gardner-Webb

(2-0)

H: 2-0, A: 0-0, N: 0-0

3-23-2002	hW	9-3
3-24-2002	hW	6-2

George Mason

(1-0)

H: 0-0, A: 0-0, N: 1-0

5-21-1992	27W*	5-4
-----------	------	-----

George Washington

(5-1)

H: 4-0, A: 0-0, N: 1-1

6-11-1948	36L* (11)	2-3
6-5-1959	9W*	7-2
3-19-1983	hW	11-4
2-28-2003	hW	13-4
3-1-2003	hW	4-2
3-2-2003	hW	9-2

Georgetown

(2-4)

H: 1-1, A: 1-3, N: 0-0

3-26-1915	hW	6-2
3-27-1915	hl	2-9
4-25-1921	al	1-8
4-26-1921	oW	3-2
4-24-1922	al	7-8
4-25-1922	al	3-5

Series History

3-14-2000.....oW (11).....8-5	2-20-1994.....oW.....15-2	4-10-1984.....oW.....7-5	Henry Grady (1-0) <i>H: 1-0, A: 0-0, N: 0-0</i> 5-25-1901.....hW#.....8-7
4-25-2000.....hW.....7-3	5-6-1994.....hW.....9-6	4-27-1984.....hW.....31-6	
2-21-2001.....oW.....10-8	5-7-1994.....hW.....8-6	4-29-1984.....hW.....12-3	
3-21-2001.....hL.....9-15	5-8-1994.....hW.....15-6	5-7-1984.....oW.....17-7	
4-25-2001.....oL.....4-5	2-19-1995.....oL.....3-7	5-10-1985.....hW.....5-1	
5-26-2001.....oL*.....5-13	2-19-1995.....oL.....3-10	4-17-1986.....oW.....7-2	
6-2-2002.....oL.....1-7	5-9-1995.....hW.....7-5	4-24-1986.....hW.....15-4	
3-27-2002.....hW.....9-1	5-10-1995.....hL.....12-13	4-16-1992.....hW.....13-1	
4-24-2002.....oW.....6-1	2-13-1996.....oL (10).....3-4	4-20-1993.....hW.....15-4	
5-14-2002.....hW (10).....12-11	2-14-1996.....oL.....4-8	4-21-1993.....oL (10).....4-5	
6-1-2002.....hW*.....3-0	5-7-1996.....hL.....5-6	4-27-1993.....hW.....10-4	
6-2-2002.....hW*.....8-7	5-8-1996.....hW.....7-4	4-5-1994.....hW.....4-3	
4-23-2003.....hL.....4-8	2-8-1997.....oW.....10-0	4-12-1994.....hW.....28-3	
5-13-2003.....45L.....3-10	2-9-1997.....oW.....8-5	5-11-1994.....oW.....23-9	
3-24-2004.....oW.....4-3	5-6-1997.....hW.....10-0	3-28-1995.....hW.....18-7	
4-14-2004.....hL.....5-6	5-7-1997.....hL.....5-16	4-25-1995.....oW.....11-2	
5-11-2004.....45W.....12-5	2-14-1998.....oW.....4-2	4-2-1996.....hW.....23-4	
6-11-2004.....hL*.....5-7	2-15-1998.....oW.....8-6	4-9-1996.....oW.....4-2	
6-12-2004.....hL*.....3-5	3-24-1998.....hW.....19-6	4-1-1997.....oW.....5-4	
4-20-2005.....hW.....12-2	3-25-1998.....hL.....7-11	4-23-1997.....hW.....16-5	
4-27-2005.....45L.....8-11	2-13-1999.....oW.....6-4	4-1-1998.....hW.....9-5	
4-12-2006.....hW.....8-2	2-14-1999.....oW.....11-4	4-29-1998.....oW.....6-4	
4-26-2006.....oL.....6-12	5-8-1999.....hW.....9-8	2-27-1999.....oW.....14-8	
5-11-2006.....45L (11).....4-5	5-9-1999.....hW.....3-1	2-28-1999.....hW.....9-3	
4-18-2007.....hW.....8-2	2-12-2000.....oW.....15-3	2-15-2000.....oL.....3-4	
4-24-2007.....45L.....7-10	2-13-2000.....oW.....7-6	2-16-2000.....hW.....14-4	
5-9-2007.....oL.....4-9	4-18-2000.....hW.....17-5	3-13-2001.....oW.....11-3	
4-9-2008.....hW.....9-4	4-19-2000.....hW.....22-8	4-4-2001.....hW.....23-4	
5-7-2008.....oW.....11-1	5-26-2000.....hW*.....11-9	3-3-2002.....hW.....12-5	
5-13-2008.....45L.....2-3	2-17-2001.....oW.....23-3	3-13-2002.....oW.....11-7	
6-1-2008.....oL*.....0-8	2-18-2001.....oW.....10-2	4-8-2003.....hW.....11-3	
6-2-2008.....oL*.....6-18	4-10-2001.....hW.....5-4	5-6-2003.....hW.....11-3	
4-14-2009.....oW.....10-6	4-11-2001.....hW.....12-6	4-6-2004.....oW.....25-3	
5-12-2009.....45L.....5-7	5-12-2001.....hW.....10-2	5-18-2004.....hW.....13-3	
3-16-2010.....hW.....6-5	2-10-2002.....oW.....7-4	2-11-2005.....hL.....2-5	
4-14-2010.....oW.....25-6	4-2-2002.....hW (10).....4-3	2-23-2005.....oW.....11-6	
4-27-2010.....45W.....6-4	4-3-2002.....hW.....9-3	2-15-2006.....hW.....11-9	

Georgia College

(5-2)

H: 5-2, A: 0-0, N: 0-0

4-30-1980.....hW.....4-1	4-30-1980.....hW.....4-1
4-29-1981.....hW.....6-2	4-29-1981.....hW.....6-2
4-27-1982.....hW.....9-3	4-27-1982.....hW.....9-3
4-28-1983.....hW.....10-8	4-28-1983.....hW.....10-8
2-26-1984.....hW.....12-8	2-26-1984.....hW.....12-8
4-15-1985.....hL.....9-11	4-15-1985.....hL.....9-11
5-1-1986.....hL.....5-16	5-1-1986.....hL.....5-16

Georgia Southern

(86-27)

H: 48-14, A: 37-13, N: 1-0

5-6-1947.....hW.....8-7	5-6-1947.....hW.....8-7
5-19-1972.....hW.....4-2	5-19-1972.....hW.....4-2
5-20-1972.....hW.....3-2	5-20-1972.....hW.....3-2
5-16-1973.....hL.....5-6	5-16-1973.....hL.....5-6
5-16-1973.....hL.....2-13	5-16-1973.....hL.....2-13
4-7-1974.....oL.....5-10	4-7-1974.....oL.....5-10
4-30-1975.....hL.....6-9	4-30-1975.....hL.....6-9
5-9-1982.....hW.....2-0	5-9-1982.....hW.....2-0
5-9-1982.....hL.....3-8	5-9-1982.....hL.....3-8
2-20-1984.....oW.....15-7	2-20-1984.....oW.....15-7
2-21-1984.....oW.....18-6	2-21-1984.....oW.....18-6
5-11-1985.....hW.....15-6	5-11-1985.....hW.....15-6
5-12-1985.....hW.....3-1	5-12-1985.....hW.....3-1
2-24-1986.....oL.....1-5	2-24-1986.....oL.....1-5
2-25-1986.....oL.....8-11	2-25-1986.....oL.....8-11
5-10-1986.....hL.....2-4	5-10-1986.....hL.....2-4
5-11-1986.....hW.....7-1	5-11-1986.....hW.....7-1
2-23-1987.....oW.....10-3	2-23-1987.....oW.....10-3
2-24-1987.....oW (10).....2-1	2-24-1987.....oW (10).....2-1
5-9-1987.....hW.....11-9	5-9-1987.....hW.....11-9
5-10-1987.....hW.....14-6	5-10-1987.....hW.....14-6
2-13-1988.....oL.....2-3	2-13-1988.....oL.....2-3
2-14-1988.....22W.....11-3	2-14-1988.....22W.....11-3
4-4-1988.....hW.....15-7	4-4-1988.....hW.....15-7
4-5-1988.....hW.....4-2	4-5-1988.....hW.....4-2
2-25-1989.....oW.....5-0	2-25-1989.....oW.....5-0
2-26-1989.....oW.....13-9	2-26-1989.....oW.....13-9
4-5-1989.....hW (7).....12-10	4-5-1989.....hW (7).....12-10
4-5-1989.....hW (7).....5-3	4-5-1989.....hW (7).....5-3
2-17-1990.....oW.....8-3	2-17-1990.....oW.....8-3
5-7-1990.....hW.....15-5	5-7-1990.....hW.....15-5
5-8-1990.....hW.....6-3	5-8-1990.....hW.....6-3
2-23-1991.....oW.....6-4	2-23-1991.....oW.....6-4
2-24-1991.....oL.....8-13	2-24-1991.....oL.....8-13
5-7-1991.....hL.....2-6	5-7-1991.....hL.....2-6
5-8-1991.....hW.....7-1	5-8-1991.....hW.....7-1
2-16-1992.....oW (7).....4-2	2-16-1992.....oW (7).....4-2
2-16-1992.....oW (7).....6-0	2-16-1992.....oW (7).....6-0
3-3-1992.....hW.....11-6	3-3-1992.....hW.....11-6
3-4-1992.....hW.....9-8	3-4-1992.....hW.....9-8
2-20-1993.....oL.....6-2	2-20-1993.....oL.....6-2
2-21-1993.....oL.....3-7	2-21-1993.....oL.....3-7
5-11-1993.....hW.....9-2	5-11-1993.....hW.....9-2
5-12-1993.....hW.....10-5	5-12-1993.....hW.....10-5
2-19-1994.....oW.....6-3	2-19-1994.....oW.....6-3

Formerly Georgia Teachers College

Georgia Southwestern

(1-0)

H: 1-0, A: 0-0, N: 0-0

5-2-1983.....hW.....7-6	5-2-1983.....hW.....7-6
-------------------------	-------------------------

Georgia State

(56-8)

H: 32-3, A: 24-5, N: 0-0

5-7-1971.....hW.....6-0	5-7-1971.....hW.....6-0
5-7-1971.....hW.....6-0	5-7-1971.....hW.....6-0
5-7-1971.....hW.....6-0	5-7-1971.....hW.....6-0
5-11-1971.....oW.....8-2	5-11-1971.....oW.....8-2
5-8-1972.....hW.....13-10	5-8-1972.....hW.....13-10
4-27-1972.....hW.....9-2	4-27-1972.....hW.....9-2
4-20-1979.....hL.....9-10	4-20-1979.....hL.....9-10
5-12-1979.....oL.....2-3	5-12-1979.....oL.....2-3
3-25-1980.....oL.....12-16	3-25-1980.....oL.....12-16
5-4-1980.....hW (10).....7-6	5-4-1980.....hW (10).....7-6
3-5-1981.....oW.....35-9	3-5-1981.....oW.....35-9
5-15-1981.....hW.....5-2	5-15-1981.....hW.....5-2
5-1-1982.....hW.....4-3	5-1-1982.....hW.....4-3
5-16-1982.....oW.....20-4	5-16-1982.....oW.....20-4
4-5-1983.....hW.....10-3	4-5-1983.....hW.....10-3
4-16-1983.....hW.....8-6	4-16-1983.....hW.....8-6
5-8-1983.....hW.....16-6	5-8-1983.....hW.....16-6
5-11-1983.....oW.....14-4	5-11-1983.....oW.....14-4

4-10-1984.....oW.....7-5	4-10-1984.....oW.....7-5
4-27-1984.....hW.....31-6	4-27-1984.....hW.....31-6
4-29-1984.....hW.....12-3	4-29-1984.....hW.....12-3
5-7-1984.....oW.....17-7	5-7-1984.....oW.....17-7
5-10-1985.....hW.....5-1	5-10-1985.....hW.....5-1
4-17-1986.....oW.....7-2	4-17-1986.....oW.....7-2
4-24-1986.....hW.....15-4	4-24-1986.....hW.....15-4
4-16-1992.....hW.....13-1	4-16-1992.....hW.....13-1
4-20-1993.....hW.....15-4	4-20-1993.....hW.....15-4
4-21-1993.....oL (10).....4-5	4-21-1993.....oL (10).....4-5
4-27-1993.....hW.....10-4	4-27-1993.....hW.....10-4
4-5-1994.....hW.....4-3	4-5-1994.....hW.....4-3
4-12-1994.....hW.....28-3	4-12-1994.....hW.....28-3
5-11-1994.....oW.....23-9	5-11-1994.....oW.....23-9
3-28-1995.....hW.....18-7	3-28-1995.....hW.....18-7
4-25-1995.....oW.....11-2	4-25-1995.....oW.....11-2
4-2-1996.....hW.....23-4	4-2-1996.....hW.....23-4
4-9-1996.....oW.....4-2	4-9-1996.....oW.....4-2
4-1-1997.....oW.....5-4	4-1-1997.....oW.....5-4
4-23-1997.....hW.....16-5	4-23-1997.....hW.....16-5
4-1-1998.....hW.....9-5	4-1-1998.....hW.....9-5
4-29-1998.....oW.....6-4	4-29-1998.....oW.....6-4
2-27-1999.....oW.....14-8	2-27-1999.....oW.....14-8
2-28-1999.....hW.....9-3	2-28-1999.....hW.....9-3
2-15-2000.....oL.....3-4	2-15-2000.....oL.....3-4
2-16-2000.....hW.....14-4	2-16-2000.....hW.....14-4
3-13-2001.....oW.....11-3	3-13-2001.....oW.....11-3
4-4-2001.....hW.....23-4	4-4-2001.....hW.....23-4
3-3-2002.....hW.....12-5	3-3-2002.....hW.....12-5
3-13-2002.....oW.....11-7	3-13-2002.....oW.....11-7
4-8-2003.....hW.....11-3	4-8-2003.....hW.....11-3
5-6-2003.....hW.....11-3	5-6-2003.....hW.....11-3
4-6-2004.....oW.....25-3	4-6-2004.....oW.....25-3
5-18-2004.....hW.....13-3	5-18-2004.....hW.....13-3
2-11-2005.....hL.....2-5	2-11-2005.....hL.....2-5
2-23-2005.....oW.....11-6	2-23-2005.....oW.....11-6
2-15-2006.....hW.....11-9	2-15-2006.....hW.....11-9
4-19-2006.....oW.....13-2	4-19-2006.....oW.....13-2
2-21-2007.....oL.....5-9	2-21-2007.....oL.....5-9
3-21-2007.....oW.....3-0	3-21-2007.....oW.....3-0
3-12-2008.....oW.....10-6	3-12-2008.....oW.....10-6
3-25-2008.....hW.....12-1	3-25-2008.....hW.....12-1
3-24-2009.....hL.....1-10	3-24-2009.....hL.....1-10
4-15-2009.....oW.....8-2	4-15-2009.....oW.....8-2
5-29-2009.....hW*.....9-3	5-29-2009.....hW*.....9-3
3-30-2010.....oW.....14-3	3-30-2010.....oW.....14-3
5-18-2010.....hW.....9-3	5-18-2010.....hW.....9-3

Goodyear [Cartersville]

(1-0)

H: 1-0, A: 0-0, N: 0-0

4-1-1932.....hW.....3-0	4-1-1932.....hW.....3-0
-------------------------	-------------------------

Goodyear [Rockmart]

(1-0)

H: 0-0, A: 1-0, N: 0-0

4-2-1932.....oW.....16-11	4-2-1932.....oW.....16-11
---------------------------	---------------------------

Greenville [Ill.]

(2-0)

H: 2-0, A: 0-0, N: 0-0

4-2-1977.....hW.....8-6	4-2-1977.....hW.....8-6
3-24-1979.....hW.....16-5	3-24-1979.....hW.....16-5

Guilford

(1-0)

H: 1-0, A: 0-0, N: 0-0

3-12-1986.....hW.....12-0	3-12-1986.....hW.....12-0
---------------------------	---------------------------

Harvard

(1-1)

H: 1-1, A: 0-0, N: 0-0

4-20-1922.....hL.....3-4	4-20-1922.....hL.....3-4
--------------------------	--------------------------

Hawaii

(2-2)

H: 0-0, A: 2-2, N: 0-0

3-22-1986.....oL.....2-6	3-22-1986.....oL.....2-6
3-27-1986.....oW.....9-2	3-27-1986.....oW.....9-2
3-24-1990.....oL.....5-6	3-24-1990.....oL.....5-6
3-29-1990.....oW.....9-2	3-29-1990.....oW.....9-2

Hawaii-Pacific

(2-0)

H: 0-0, A: 0-0, N: 2-0

3-24-1986.....18W (10).....4-3	3-24-1986.....18W (10).....4-3
3-28-1986.....18W.....5-1	3-28-1986.....18W.....5-1

Henry Grady	
(1-0)	
<u>H: 1-0, A: 0-0, N: 0-0</u>	
5-25-1901.....hW#.....8-7	

3-21-1995	hW	18-6
3-22-1995	hW	10-7
5-3-1996	aW	13-2
5-4-1996	aW	7-1
5-5-1996	aW (10)	8-6
3-28-1997	hW	7-0
3-29-1997	hW	13-11
3-30-1997	hW	11-1
5-9-1998	aW	3-2
5-9-1998	at (7)	1-4
5-10-1998	aW	12-3
3-26-1999	hW	11-3
3-27-1999	hW	5-1
3-28-1999	hW	13-0
4-7-2000	aW	7-3
4-8-2000	aW	8-5
4-9-2000	hW	10-3
4-23-2001	hW	15-1
4-24-2001	hW	8-1
4-25-2001	hW	11-9
4-12-2002	aW	9-6
4-13-2002	hW	8-9
4-14-2002	aW (7)	12-1
3-21-2003	hW	13-7
3-22-2003	hW	12-4
3-23-2003	hW	20-6
5-21-2004	47aW	10-2
5-22-2004	47aW	15-1
5-23-2004	47aW	18-6
5-26-2004	44W+	4-3
4-1-2005	hW	13-8
4-2-2005	hL	1-2
4-3-2005	hW	24-4
3-31-2006	aW	15-4
4-1-2006	at	3-6
4-2-2006	at	5-8
3-30-2007	hW	5-4
3-31-2007	hW	16-6
4-1-2007	hW	4-2
4-18-2008	at	5-7
4-19-2008	at	13-14
4-20-2008	aW (5)	9-6
3-6-2009	hW	5-1
3-7-2009	hW	24-3
3-8-2009	hW	10-7
3-19-2010	at	2-5
3-20-2010	aW	24-4
3-21-2010	aW	10-3

Memphis State (1-4)

H: 1-3, A: 0-0, N: 0-1

5-6-1966	hL	2-7
5-7-1966	hW	2-0
4-14-1972	hL	2-3
4-15-1972	hL	3-22
5-13-1977	13L+	2-9

Mercer (104-48)

H: 61-21, A: 42-26, N: 1-1

4-17-1897	at	6-9
5-7-1898	at	8-10
5-6-1899	at	2-14
4-7-1900	at	1-10
4-26-1901	hW	3-0
4-27-1901	hL	3-7
6-7-1901	hL	10-15
6-8-1901	hW	6-5
4-5-1902	hW	8-1
5-3-1902	hL	1-10
4-4-1903	at	4-6
4-18-1903	hW	10-3
5-15-1903	aW	9-3
3-26-1904	hW	10-4
5-6-1904	aW	4-1
5-7-1904	at (10)	2-3
4-29-1905	hW#	9-2
5-12-1905	aW	5-3
5-13-1905	aW	2-0
5-20-1905	hW	10-4
3-30-1906	aW	14-1
3-31-1906	aW	3-0
4-27-1906	hW	4-3
4-28-1906	hW	2-0
4-13-1907	aW (11)	1-0
3-30-1907	hW	4-0
3-27-1908	at	0-2
3-28-1908	at	2-3
4-9-1909	hL	0-4
4-10-1909	hW	7-3
5-3-1909	at	2-7
4-5-1909	at	2-3
4-8-1910	hW	7-4
4-9-1910	hW	10-0
4-29-1910	aW	3-1

4-30-1910	aW	2-0
4-7-1911	hL	6-8
4-14-1911	3L	2-5
4-15-1911	3W	7-2
4-5-1912	hL	2-3
4-6-1912	hW	4-1
5-10-1912	aW	4-1
5-11-1912	at	3-5
4-4-1913	hL	2-3
4-5-1913	hW	4-1
4-11-1913	at	2-4
4-13-1914	hL	0-8
4-14-1914	hW	5-1
4-30-1915	hL	1-3
5-1-1915	hL	3-7
4-8-1916	aW	6-0
4-6-1917	hL	0-2
4-7-1917	hL	1-3
4-28-1917	hW	4-2
5-9-1917	aW	5-3
3-29-1918	hL	0-8
3-30-1918	hW	5-2
5-3-1918	hL	3-4
4-5-1918	aW	10-0
3-28-1919	at	1-10
3-29-1919	at (11)	4-5
4-18-1919	hW (11)	3-2
4-19-1919	hW	8-1
4-2-1920	aW	3-0
4-7-1922	hW	10-3
4-8-1922	hW	1-0
4-27-1923	aW	9-3
4-28-1923	aW	9-2
4-13-1928	hL	3-7
4-10-1931	at	7-9
4-11-1931	aW	13-1
4-20-1931	hW	7-3
4-21-1931	hW	10-7
4-2-1954	hW	14-4
4-3-1954	aW	9-5
3-30-1955	hW	5-4
4-6-1955	at	10-11
3-30-1956	hW	10-2
5-1-1956	at	4-6
5-3-1960	hW	12-2
5-10-1960	at	7-9
5-8-1962	hW	12-2
5-12-1962	aW	2-1
5-14-1963	hW	5-0
5-12-1964	hW	9-7
5-12-1965	hW	11-5
5-15-1965	aW	6-2
5-2-1966	aW (12)	3-0
5-11-1966	hW	7-5
5-9-1967	hW	4-0
5-15-1967	aW	9-2
5-7-1968	aW	12-3
5-12-1970	aW	3-0
5-15-1970	hL	5-9
5-5-1972	hW	4-0
5-11-1972	aW	5-0
5-2-1973	hW	4-3
4-6-1973	aW	7-6
5-6-1974	hW	7-4
3-27-1975	at	0-1
3-12-1976	hL	1-5
4-23-1976	at	6-8
5-9-1977	hW	9-1
4-29-1977	at	3-11
4-24-1978	hL	5-8
5-6-1978	aW (11)	5-4
5-4-1979	hW	8-6
3-2-1981	hL	5-7
4-2-1985	hW	17-5
4-9-1985	aW	13-5
4-29-1986	hW	16-9
5-2-1986	aW	5-2
3-11-1987	aW	12-7
5-11-1987	hW	11-4
5-9-1988	hL (7)	7-11
5-9-1988	hW (7)	2-1
5-6-1989	hW	6-3
5-10-1989	at	8-14
2-13-1990	at	3-7
4-16-1990	hW	18-1
4-9-1991	aW	11-7
4-10-1991	hW	9-6
4-15-1992	at	2-4
4-22-1992	hW	11-5
3-9-1993	aW	8-4
3-24-1993	hW	8-5
4-14-1993	hW	7-6
5-4-1994	at (10)	5-6
4-12-1995	hW	9-2
5-2-1995	at	5-17
2-27-1996	hW	7-2
4-10-1996	aW	11-8
2-18-1997	aW	12-8
3-5-1997	hW	7-6

2-24-1998	hL	9-13
4-22-1998	aW	10-6
2-20-1999	hW	7-2
5-11-1999	aW	15-12
4-11-2000	aW (7)	19-6
5-9-2000	hW	16-7
3-27-2001	hW	10-4
5-8-2001	aW (7)	15-2
4-23-2002	hL	12-1
5-8-2002	aW	20-7
2-19-2003	aW	9-1
3-25-2003	hW	9-1
3-19-2008	hW	10-0
4-22-2008	aW	16-9
3-10-2009	hW	17-3
3-23-2010	aW	15-8
3-24-2010	hW	19-4
6-04-2010	hW*	10-0

Mercer-Atlanta (8-0)

H: 5-0, A: 3-0, N: 0-0

4-30-1982	hW	6-5
5-5-1982	aW	10-2
4-26-1983	aW	19-6
4-27-1983	aW	16-0
5-5-1983	hW	21-3
5-6-1983	hW	17-7
3-29-1984	hW	12-1
4-28-1984	hW	23-3

Merchants (1-0)

H: 1-0, A: 0-0, N: 0-0

6-2-1900	hW	12-8
----------	----	------

Miami [Fla.] (26-47-2)

H: 13-18, A: 9-26-2, N: 4-3

3-21-1958	at	6-7
3-22-1958	at	4-7
3-23-1959	at	3-4
3-25-1959	at	2-2
3-26-1959	aW	15-3
3-27-1959	aW	4-0
3-24-1960	at	1-5
3-26-1960	at	3-4
3-23-1961	at	3-10
3-25-1961	at	5-5
4-12-1965	hL	1-5
4-13-1965	hL	1-2
5-14-1966	hL (7)	1-4
5-14-1966	hW (7)	5-3
4-21-1967	hW	6-2
4-22-1967	hW (7)	2-1
4-22-1967	hW (7)	4-2
5-27-1971	9L*	3-4
5-29-1971	9W*	5-3
4-16-1978	hL	3-18
5-14-1982	hL	7-10
5-15-1982	hL	3-13
2-21-1983	aW	4-1
2-22-1983	at	7-10
2-23-1983	at	4-10
5-25-1986	at* (10)	6-7
5-26-1986	at*	9-15
5-28-1988	at*	2-4
5-26-1989	27W+	9-7
5-17-1991	hW	9-5
5-18-1991	hL	7-10
5-19-1991	hL	1-7
5-15-1992	at (13)	5-6
5-14-1992	at	2-6
5-17-1992	at	3-4
4-4-1997	at	1-10
4-5-1997	at	4-9
4-6-1997	at	0-12
4-24-1998	hW	22-7
4-25-1998	hL	5-8
4-26-1998	hL	8-9
5-6-2000	aW	10-2
5-7-2000	at	2-3
5-8-2000	at	5-7
5-10-2002	hW	7-6
5-11-2002	hL	2-10
5-12-2002	hW (8)	16-8
3-28-2003	at	6-7
3-29-2003	at	8-13
3-30-2003	at (8)	16-17
4-2-2004	hW	17-4
4-3-2004	hL	7-9
4-4-2004	hL	13-16
3-25-2005	at	1-20
3-26-2005	aW	17-7
3-27-2005	aW	11-10

5-18-2006	hL	7-8
5-19-2006	hW	14-5
5-20-2006	hW	12-7
5-24-2006	48W+	2-1
5-26-2006	48W+	7-4
4-6-2007	aW	9-2
4-7-2007	at (11)	2-5
4-8-2007	at	7-8
4-12-2008	hL	5-10
4-12-2008	hL	5-15
4-13-2008	hL	3-9
5-22-2008	48L+	12-15
3-27-2009	aW	13-9
3-28-2009	aW	6-4
3-29-2009	at	2-6
5-20-2009	15L+	6-8
5-14-2010	hW	14-3
5-15-2010	hL	2-9
5-16-2010	hW	6-3

Michigan (2-3)

H: 1-2, A: 0-0, N: 1-1

4-9-1912	2L (7)	4-5
3-10-1995	hW	15-8
3-11-1995	hL	6-8
3-12-1995	hL	5-27
2-23-2003	46W	7-6

Michigan State (0-2-1)

H: 0-2-1, A: 0-0, N: 0-0

3-31-1932	hL	4-4
3-25-1949	hL	5-9
3-26-1949	hL	2-7

Middle Tennessee St. (4-1)

H: 4-1, A: 0-0, N: 0-0

3-21-1970	hW	4-1
3-26-1972	hW	5-2
5-18-1990	hL	4-5
5-19-1990	hW (7)	5-0
5-20-1990	hW (8)	5-4

Milledgeville Cadets (1-0)

H: 0-0, A: 1-0, N: 0-0

5-15-1897	aW	8-3
-----------	----	-----

Miligan (16-3-1)

H: 15-3-1, A: 0-0, N: 1-0

3-26-1965	7W	15-2
4-1-1966	hW	11-2
4-2-1966	hW	19-1
3-31-1967	hW	10-2
4-1-1967	hW	14-7
3-25-1968	hW	2-1
3-26-1968	hW	7-6
3-26-1969	hL	6-10
3-27-1969	hW (13)	10-9
3-30-1970	hW	8-4
3-31-1970	hT	0-0
3-29-1971	hW	3-0
3-30-1971	hW	2-1
3-27-1972	hW	8-6
3-28-1972	hW	7-6
3-30-73	hW	3-1
4-5-1975	hL	4-9
3-23-1976	hW	5-1
3-20-1977	hL	3-6
3-26-1979	hW (7)	24-8



Series History

4-9-1983.....	hW (7)	14-8
4-9-1983.....	hL (7)	5-8
4-20-1983.....	14L+	7-10
4-1-1984.....	hW	18-11
4-8-1984.....	oL	2-5
4-21-1984.....	15W+	5-3
4-7-1985.....	hW	4-3
4-13-1985.....	oL	5-8
4-17-1985.....	hW+	23-11
4-13-1986.....	oL (10)	2-3
4-19-1986.....	hW	7-6
5-16-1986.....	15W+	7-3
5-17-1986.....	15W+	9-6
4-5-1987.....	hW	10-8
4-26-1987.....	oL (7)	3-10
4-26-1987.....	oW (7)	6-1
5-14-1987.....	21L+	4-5
5-17-1987.....	21W+	6-0
4-1-1988.....	hL	2-12
4-2-1988.....	hW	11-5
5-8-1988.....	oL	7-11
5-12-1988.....	21W+	8-5
3-25-1989.....	oW	10-4
3-26-1989.....	oL	3-4
5-5-1989.....	hL	8-10
4-6-1990.....	oL	7-10
4-7-1990.....	oL	7-9
4-8-1990.....	oL	10-11
5-14-1990.....	21L+	6-10
4-5-1991.....	hW	12-5
4-6-1991.....	hW	15-13
4-7-1991.....	hL	8-11
5-14-1991.....	21W+	4-3
3-28-1992.....	oL	6-10
3-29-1992.....	oL	3-9
3-30-1992.....	oL	1-4
5-10-1992.....	21L+	4-7
5-7-1993.....	hW	19-5
5-8-1993.....	hW	10-6
5-9-1993.....	hL	11-13
4-15-1994.....	oL (10)	7-8
4-16-1994.....	oW	11-7
4-17-1994.....	oW	7-4
5-21-1994.....	21L+	3-11
5-12-1995.....	hW	6-4
5-13-1995.....	hW	14-7
5-14-1995.....	hW	8-6
5-17-1995.....	21L+ (12)	5-9
4-5-1996.....	oL	6-10
4-7-1996.....	oW (7)	3-2
4-7-1996.....	oW (7)	9-0
5-17-1996.....	34W+	6-1
5-9-1997.....	hW	14-13
5-10-1997.....	hW	19-5
5-11-1997.....	hW	7-6
4-3-1998.....	oL	4-6
4-4-1998.....	oW	17-13
4-5-1998.....	oL	5-8
3-12-1999.....	hW	9-4
3-13-1999.....	hW	7-6
3-14-1999.....	hL	7-12
5-21-1999.....	34L+	6-9
3-31-2000.....	oW	13-1
4-1-2000.....	oW	11-6
4-2-2000.....	oW	4-3
3-9-2001.....	hL	7-9
3-10-2001.....	hW	5-1
3-11-2001.....	hL	8-16
5-19-2001.....	40L+	4-6
3-29-2002.....	oW	6-4
3-30-2002.....	oW	20-12
3-30-2002.....	oW	3-0
5-15-2003.....	hW	8-3
5-16-2003.....	hW	9-6
5-17-2003.....	hL	2-7
5-23-2003.....	44L+	0-6
5-25-2003.....	44W+ (10)	6-5
5-2-2004.....	oW	6-1
5-2-2004.....	oW	7-3
3-18-2005.....	hW	9-5
3-19-2005.....	hW	5-0
3-20-2005.....	hW	11-10
3-17-2006.....	oL	1-8
3-18-2006.....	oL	11-12
3-19-2006.....	oW	17-11
4-20-2007.....	hW	2-1
4-21-2007.....	hW	4-3
4-22-2007.....	hW	7-3
5-26-2007.....	48L+	7-8
5-21-2008.....	48W+	10-9
4-30-2010.....	oL	5-6
5-01-2010.....	oL	2-4
5-02-2010.....	oW	5-3
5-29-2010.....	50W+ (7)	17-5

North Georgia College (2-0) <i>H: 2-0, A: 0-0, N: 0-0</i> 8-13-1946.....hW.....8-2 8-21-1946.....hW.....14-4
--

Northeastern (1-0) <i>H: 1-0, A: 0-0, N: 0-0</i> 3-7-2006.....hW.....2-1

Northwestern (2-3) <i>H: 2-3, A: 0-0, N: 0-0</i> 3-23-1970.....hL.....0-5 3-24-1970.....hW.....1-0 3-23-1985.....hL (7).....0-1 3-23-1985.....hW (7).....6-0 3-24-1985.....hL.....4-5
--

Northwood Institute (4-2) <i>H: 4-2, A: 0-0, N: 0-0</i> 4-21-1976.....hW.....12-3 4-1-1977.....hW.....7-1 3-25-1978.....hL.....4-8 3-23-1979.....hL.....3-9 3-23-1980.....hW.....12-3 4-5-1981.....hW.....12-10

Notre Dame (6-4) <i>H: 6-4, A: 0-0, N: 0-0</i> 4-13-1924.....hL.....3-4 4-11-1925.....hW.....6-1 4-2-1926.....hW.....7-0 4-3-1926.....hW.....12-4 4-23-1930.....hL.....1-3 4-24-1930.....hL.....3-5 4-15-1966.....hL.....6-8 4-16-1966.....hW.....9-2 2-17-1996.....hW.....12-4 2-18-1996.....hW.....9-4
--

Oakland (6-0) <i>H: 6-0, A: 0-0, N: 0-0</i> 2-19-2000.....hW.....9-1 2-20-2000.....hW.....9-5 2-21-2000.....hW.....22-3 2-27-2001.....hW (7).....16-0 2-27-2001.....oW (7).....19-4 2-28-2001.....hW (7).....18-0

Oglethorpe (22-20-1) <i>H: 20-12, A: 0-1, N: 2-7-1</i> 3-28-1917.....hW.....6-3 3-22-1918.....hW.....3-1 4-24-1918.....hW.....5-1 4-10-1920.....hL.....1-5 4-8-1921.....hL.....3-6 4-9-1921.....hW.....9-3 5-18-1921.....hW.....5-0 5-18-1922.....hW.....10-3 5-19-1922.....hL.....3-6 5-20-1922.....hW.....13-6 5-18-1923.....hW.....4-2 5-19-1923.....hW.....3-0 5-16-1924.....hL.....0-1 5-17-1924.....hL.....1-5 4-22-1925.....hW.....8-7 4-23-1925.....hL.....1-4 4-21-1926.....hW.....8-4 4-22-1926.....hW.....7-3 4-15-1927.....hW.....4-3 4-16-1927.....hW.....6-1 3-29-1928.....hW.....12-11 3-30-1928.....hW.....5-4 3-29-1929.....4T.....5-5 3-30-1929.....4L.....4-5 4-7-1930.....hL (8).....4-5 4-8-1930.....hL.....3-5 4-9-1930.....hL.....3-14 4-17-1931.....hW (8).....8-7 4-18-1931.....hL.....4-6 5-8-1931.....oL.....5-8 4-8-1932.....hL.....0-8 4-9-1932.....hW.....5-3 4-22-1932.....2L.....2-7 4-23-1932.....2L.....1-17
--

4-21-1933.....hW.....6-4 4-22-1933.....hL.....0-8 5-1-1933.....2L (15).....3-4 5-1-1933.....2L.....4-5 4-23-1934.....hW.....3-2 5-7-1934.....2W.....7-4 5-8-1934.....2L.....2-4 4-18-1935.....2L.....2-5 4-19-1935.....2W.....6-1

Ohio Northern (2-0) <i>H: 2-0, A: 0-0, N: 0-0</i> 3-8-1982.....hW.....8-4 3-5-1983.....hW.....8-5

Ohio State (12-5-1) <i>H: 10-2, A: 0-0, N: 2-3-1</i> 3-21-1924.....hL.....2-4 3-22-1924.....hW.....6-3 3-26-1926.....hW (7).....10-1 3-27-1926.....hW.....11-4 3-25-1927.....hW.....14-1 3-26-1927.....hW.....9-3 3-25-1954.....7L.....10-11 3-23-1955.....7W.....9-3 3-21-1956.....7L.....5-6 3-20-1957.....7T.....5-5 3-19-1963.....7W.....9-8 3-20-1963.....7L.....0-5 3-21-1984.....hW (7).....18-4 3-21-1984.....hW.....14-5 3-21-1988.....hW.....16-5 3-22-1988.....hW.....7-5 3-23-1988.....hW.....10-4 5-28-1993.....hL*.....4-7
--

Ohio (2-1) <i>H: 2-1, A: 0-0, N: 0-0</i> 3-22-1972.....hL.....1-13 3-25-1994.....hW.....6-4 3-26-1994.....hW.....12-5
--

Oklahoma (0-6) <i>H: 0-0, A: 0-0, N: 0-6</i> 2-25-1988.....23L.....4-6 2-27-1988.....23L.....2-3 2-25-1994.....31L.....6-8 6-11-1994.....33L5.....5-13 1-30-1999.....39L.....0-12 2-29-2004.....31L.....2-6

Oklahoma State (2-3) <i>H: 0-0, A: 0-0, N: 2-3</i> 4-1-1989.....26L.....4-5 3-25-1990.....18W (8).....8-2 3-30-1990.....18L (6).....4-7 5-21-1998.....32L*.....4-13 5-24-1998.....32W*.....6-5

Old Dominion (4-3) <i>H: 4-3, A: 0-0, N: 0-0</i> 4-19-1973.....hW.....8-2 4-10-1974.....hW.....6-1 3-26-1975.....hL.....4-5 3-11-1976.....hL.....3-5 3-9-1977.....hW.....10-0 3-8-1984.....hW.....14-8 3-10-1986.....hL.....10-11
--

Olivet (9-1) <i>H: 9-1, A: 0-0, N: 0-0</i> 4-2-1969.....hW.....17-1 4-4-1970.....hW.....5-2 4-10-1971.....hW.....12-6 3-9-1974.....hW.....10-2 3-9-1974.....hW.....1-0 3-22-1975.....hW.....11-1 3-22-1975.....hW.....10-1 3-8-1976.....hL.....4-10 3-8-1976.....hW.....7-0 3-27-1978.....hW.....13-0

Parsons (1-0) <i>H: 1-0, A: 0-0, N: 0-0</i> 4-8-1967.....hW.....8-2
--

Pennsylvania (0-2) <i>H: 0-1, A: 0-1, N: 0-0</i> 3-31-1923.....hL (11).....2-3 5-1-1924.....oL.....4-8
--

Penn State (4-2) <i>H: 4-0, A: 0-2, N: 0-0</i> 3-28-1923.....hW.....7-3 3-29-1923.....hW.....14-2 5-2-1924.....oL.....1-4 5-3-1924.....oL.....0-6 4-19-1924.....hW (11).....2-1 4-20-1924.....hW.....5-0
--

Pensacola NAS (2-2) <i>H: 2-0, A: 0-2, N: 0-0</i> 5-5-1939.....hW.....8-4 5-6-1939.....hW.....7-6 5-6-1942.....oL.....2-5 5-9-1942.....oL (10).....6-7
--

Pepperdine (2-0) <i>H: 0-0, A: 0-0, N: 2-0</i> 2-6-1993.....30W.....5-4 2-7-1993.....30W.....3-2
--

Philadelphia Athletics (0-4) <i>H: 0-2, A: 0-0, N: 0-2</i> 3-5-1910.....2L#.....2-5 3-9-1910.....hL#.....3-5 3-12-1910.....2L#.....0-12 4-7-1920.....hL#.....1-5
--

Piedmont College (2-0) <i>H: 2-0, A: 0-0, N: 0-0</i> 3-9-1987.....hW.....19-4 3-10-1987.....hW.....18-2

Presbyterian (5-2) <i>H: 5-2, A: 0-0, N: 0-0</i> 5-9-1939.....hW.....10-4 3-29-1940.....hL.....3-4 4-3-1942.....hW.....9-6 4-4-1942.....hL.....4-14 5-1-2009.....hW.....16-2 5-2-2009.....hW (10).....9-8 5-3-2009.....hW.....23-3 3-2-1996.....hW.....6-3 3-3-1996.....hL.....4-5 3-5-1999.....hW.....12-3 3-6-1999.....hW.....19-5 3-7-1999.....hW.....6-2 3-2-2001.....hW (10).....2-1 3-3-2001.....hL.....9-10 3-4-2001.....hW.....13-1 3-7-2003.....hW.....11-6 3-8-2003.....hW (10).....6-5 3-9-2003.....hW.....7-5 3-5-2004.....hW.....6-5 3-6-2004.....hL.....5-7 3-7-2004.....hW.....13-6 3-25-2005.....hW.....11-6 3-26-2005.....hL (13).....9-10 3-3-2006.....hW.....25-8 3-4-2006.....hW.....12-2 3-5-2006.....hW.....11-4 3-2-2007.....hW.....18-12 3-3-2007.....hW.....10-8 3-4-2007.....hL.....5-9 2-29-2008.....hL.....6-10 3-1-2008.....hW.....4-3 3-2-2008.....hW.....6-0 2-28-2009.....hW.....6-4 2-28-2009.....hW.....13-4 3-05-2010.....hW.....5-0 3-06-2010.....hW.....19-5 3-07-2010.....hW.....9-4

Reading (0-3) <i>H: 0-3, A: 0-0, N: 0-0</i> 3-23-1931.....hL#.....1-9 3-24-1931.....hL#.....6-7 3-25-1931.....hL#.....4-6
--

Rice (0-1) <i>H: 0-0, A: 0-1, N: 0-0</i> 2-10-2001.....oL.....4-5
--

Rider (1-1) <i>H: 0-1, A: 0-0, N: 1-0</i> 5-21-1987.....hL*.....5-8 2-21-2003.....46W.....8-1

Riverside Academy (1-0) <i>H: 1-0, A: 0-0, N: 0-0</i> 3-20-1909.....hW#.....4-2
--

Rollins (6-10) <i>H: 1-1, A: 5-9, N: 0-0</i> 3-21-1949.....oW.....13-9 3-22-1949.....oL.....8-10 3-25-1953.....oL.....2-9 3-26-1953.....oL.....4-10 3-24-1954.....oL.....5-6 3-25-1954.....oL.....5-6 3-23-1955.....oL.....4-6 3-22-1956.....oW.....7-6 5-9-1956.....hW.....7-4 5-10-1956.....hL.....0-7 3-21-1957.....oL.....3-5 3-21-1963.....oW.....5-0 3-24-1965.....oW.....6-4 3-25-1965.....oW.....10-5 3-23-1966.....oL.....1-14 3-24-1966.....oL.....0-2
--

Rome (0-1) <i>H: 0-1, A: 0-0, N: 0-0</i> 5-26-1900.....hL (10).....4-5

Rutgers (38-11) <i>H: 38-11, A: 0-0, N: 0-0</i> 3-4-1988.....hL.....7-10 3-5-1988.....hW.....12-4 3-6-1988.....hL.....7-9 3-3-1989.....hL.....3-9 3-4-1989.....hW (6).....14-4 3-5-1989.....hW.....4-3 3-5-1990.....hW (7).....3-1 3-3-1990.....hW (7).....2-1 3-4-1990.....hW.....12-2 3-8-1991.....hL.....7-13 3-9-1991.....hW.....13-1 3-10-1991.....hW.....11-5 2-1-1992.....hW.....15-3 2-29-1992.....hW.....11-1 3-1-1992.....hW.....8-1 3-5-1994.....hL (8).....1-2 3-5-1994.....hW (7).....17-7 3-6-1994.....hW.....13-2 3-1-1996.....hW.....9-1 3-2-1996.....hW.....6-3 3-3-1996.....hL.....4-5 3-5-1999.....hW.....12-3 3-6-1999.....hW.....19-5 3-7-1999.....hW.....6-2 3-2-2001.....hW (10).....2-1 3-3-2001.....hL.....9-10 3-4-2001.....hW.....13-1 3-7-2003.....hW.....11-6 3-8-2003.....hW (10).....6-5 3-9-2003.....hW.....7-5 3-5-2004.....hW.....6-5 3-6-2004.....hL.....5-7 3-7-2004.....hW.....13-6 3-25-2005.....hW.....11-6 3-26-2005.....hL (13).....9-10 3-3-2006.....hW.....25-8 3-4-2006.....hW.....12-2 3-5-2006.....hW.....11-4 3-2-2007.....hW.....18-12 3-3-2007.....hW.....10-8 3-4-2007.....hL.....5-9 2-29-2008.....hL.....6-10 3-1-2008.....hW.....4-3 3-2-2008.....hW.....6-0 2-28-2009.....hW.....6-4 2-28-2009.....hW.....13-4 3-05-2010.....hW.....5-0 3-06-2010.....hW.....19-5 3-07-2010.....hW.....9-4

Sacramento State (2-0) <i>H: 0-0, A: 0-0, N: 2-0</i> 3-23-1986.....18W (12).....4-3 3-26-1986.....18W.....8-1

Saint John's (1-1) <i>H: 0-0, A: 0-0, N: 1-1</i> 5-23-1991.....17L*.....4-5 5-25-1991.....17W*.....5-4
--

Santa Clara (2-0) <i>H: 0-0, A: 0-0, N: 2-0</i> 3-25-1986.....18W.....19-11 3-27-1986.....18W.....6-1

San Diego (1-0) <i>H: 0-0, A: 0-0, N: 1-0</i> 2-26-1994.....31W (11).....5-4

Sienna Heights (1-0) <i>H: 1-0, A: 0-0, N: 0-0</i> 3-29-1982.....hW.....16-4

Saint Louis (2-0) <i>H: 0-0, A: 0-0, N: 2-0</i> 5-13-1977.....13W+.....3-2 5-12-1978.....10W+.....8-5

Samford (5-0) <i>H: 5-0, A: 0-0, N: 0-0</i> 2-13-1987.....hW.....12-1 2-14-1987.....hW.....19-0 3-1-1988.....hW.....16-1 3-2-1988.....hW.....13-2 4-29-1992.....hW.....8-3

San Diego (1-0) <i>H: 0-0, A: 0-0, N: 1-0</i> 2-26-1994.....31W (11).....5-4

Savannah State (1-0) <i>H: 1-0, A: 0-0, N: 0-0</i> 2-18-2004.....hW.....13-4

Sewanee (22-4) <i>H: 15-4, A: 7-0, N: 0-0</i> 6-9-1900.....hL.....0-1 5-29-1903.....hW.....9-0 5-30-1903.....hW.....13-0 5-23-1904.....oW.....3-0 5-24-1904.....oW.....6-2 5-25-1904.....oW.....12-0 6-1-1905.....hW.....8-0 6-2-1905.....hL.....4-9 6-3-1905.....hW.....4-2 4-19-1907.....hL.....3-6 4-20-1907.....hW.....5-3 4-21-1907.....hW (8).....7-4 4-24-1908.....hW.....7-1 4-25-1908.....hW (11).....2-1 4-26-1908.....hL (7).....2-3 5-14-1909.....hW.....7-1 5-15-1909.....hW (7).....7-0 5-15-1909.....hW (7).....4-0 4-24-1912.....oW.....4-3 4-25-1912.....oW.....7-1 5-2-1913.....hW.....13-0 5-3-1913.....hW.....5-1 4-26-1916.....oW.....3-1 4-27-1916.....oW.....3-2 4-20-1917.....hW.....5-0 4-21-1917.....hW.....4-1

Shorter (2-4) <i>H: 2-4, A: 0-0, N: 0-0</i> 5-9-1975.....hL.....3-10 3-21-1978.....hL.....3-12 3-4-1980.....hL.....3-17 4-30-1981.....hL.....1-15

3-11-1989	hL	2-7
3-11-1989	hW	11-3
5-5-2006	hW	9-3
5-6-2006	hW	7-2
5-6-2006	hW	4-3
5-5-2007	oW	11-3
5-6-2007	oW	12-2
5-7-2007	oW	15-7

S.E. Missouri State (4-0)

H: 3-0, A: 0-0, N: 1-0		
4-10-1998	hW	13-2
4-11-1998	hW	14-4
4-11-1998	hW	6-5
5-22-1998	32W*	14-5

Southern (2-0)

H: 2-0, A: 0-0, N: 0-0		
3-1-1984	hW	13-3
3-2-1984	hW	9-3

Southern California (0-4)

H: 0-2, A: 0-0, N: 0-2		
3-3-2000	31L	2-9
6-2-2000	hL*	2-7
6-3-2000	hL*	3-6
2-27-2004	31L	2-9

Stetson (22-10-1)

H: 9-6, A: 13-4, N: 0-0		
4-9-1917	hW	4-0
4-10-1917	hW (10)	4-3
3-19-1951	oW	18-7
3-23-1953	oL	3-6
3-24-1953	oW	7-3
3-22-1954	oW	14-6
3-23-1954	oL	4-4
3-21-1955	oW	10-0
3-22-1955	oW	7-4
3-19-1956	oW	16-8
3-20-1956	oW	1-0
3-18-1957	oW	9-2
3-19-1957	oW	9-3
3-17-1958	oL	3-5
3-18-1958	oW	14-4
3-21-1960	oW	12-3
3-22-1960	oL	9-8
3-20-1961	oL	1-4
3-21-1961	oL	2-10
3-27-1965	oW	11-1
5-5-1969	hL (10)	4-5
5-6-1969	hL	2-6
4-9-1973	hW	10-3
4-10-1973	hW	4-2
4-19-1974	hL	3-7
4-20-1974	hW	18-5
4-1-1978	hL	4-5
3-4-1997	hW (10)	9-5
3-4-1998	hL	0-8
5-27-2000	hW*	24-1
5-28-2000	hW*	16-11
5-30-2003	hL*	4-5
6-3-2006	hW*	7-5

Stone Mountain Prep (0-1)

H: 0-1, A: 0-0, N: 0-0		
3-27-1909	hL#	0-3

Tennessee (45-33)

H: 29-17, A: 15-16, N: 1-0		
4-17-1902	oL	4-14
4-18-1902	oW	14-12
4-19-1902	oL	4-13
5-15-1902	hW	7-2
5-16-1902	hL	0-4
5-17-1902	hL	2-4
4-30-1903	oL (7)	1-12
5-1-1903	oW	4-2
5-2-1903	oL	5-6
5-22-1903	hW	9-8
5-23-1903	hL	5-14
5-4-1906	oW	3-2
4-17-1908	oW	10-8
4-18-1908	oL (7)	2-3
4-19-1908	oL (7)	2-6
4-3-1915	hL	4-5

5-20-1921	hW	4-1
5-21-1921	hW	4-3
4-21-1922	oL (5)	4-7
4-22-1922	oW	8-4
5-5-1922	hW	4-1
5-6-1922	hW	9-5
5-2-1928	hW	1-0
5-3-1928	hW	5-4
4-8-1940	hL	5-9
4-9-1940	hW	8-0
4-4-1941	hW	9-4
4-5-1941	hW	16-6
4-14-1948	hW	9-1
4-15-1948	hW	9-7
4-23-1948	oW	14-8
4-24-1948	oL	4-8
4-13-1949	hW	9-4
4-14-1949	hW	19-16
4-20-1949	oW	5-3
4-21-1949	oL	8-9
4-12-1950	hW	6-3
4-13-1950	hL	5-17
4-26-1950	oL	3-4
4-27-1950	oL	8-17
4-4-1951	hL	11-15
4-5-1951	hL	11-12
4-13-1951	oL	1-2
4-11-1952	oL	6-7
4-12-1952	oL	4-5
4-16-1952	hL	1-12
4-17-1952	hW	9-5
4-6-1953	hW	5-2
4-7-1953	hL	0-3
4-29-1953	oW	4-2
4-20-1956	hW	9-4
4-21-1956	hL	1-3
4-21-1956	hW	5-4
4-19-1957	oW	14-0
4-20-1957	oW	7-2
4-20-1957	oW	12-7
3-28-1958	hW (11)	5-4
3-28-1958	hW	7-2
3-29-1958	hW	11-5
4-11-1960	hW	17-6
4-12-1960	hW	6-1
4-26-1961	oW	12-7
4-27-1961	oW	8-1
4-4-1962	hW	9-4
4-5-1962	hW	5-4
4-26-1963	oW	4-2
4-27-1963	oW	7-6
4-29-1964	hW	4-3
4-30-1964	hL	3-4
4-3-1968	hL	9-20
4-4-1968	hL	4-5
5-17-1968	oL	1-6
3-24-1971	hW	6-3
3-22-1982	hL	3-9
5-26-1995	oL*	4-6
6-10-2005	hL*	2-3
6-11-2005	hL*	3-13
2-24-2006	43W	8-5

Tennessee Tech (8-1)

H: 7-1, A: 0-0, N: 1-0		
5-5-1985	hW (7)	10-0
5-5-1985	hW (7)	8-0
3-3-1989	hL (11)	6-7
4-30-1990	hW	18-3
3-16-1991	hW	15-6
5-22-1997	38W*	5-0
2-15-2002	hW	12-3
2-16-2002	hW	21-0
2-17-2002	hW	17-3

Tennessee Temple (7-1)

H: 7-1, A: 0-0, N: 0-0		
5-4-1977	hW	11-7
4-21-1979	hW	13-12
5-2-1980	hL	5-9
5-5-1981	hW	19-10
4-3-1989	hW	13-2
4-12-1983	hW	12-3
4-12-1984	hW	24-5
3-1-1985	hW	20-0

Texas A&M (1-1)

H: 0-0, A: 0-0, N: 1-1		
5-22-1992	27W* (10)	3-2
5-23-1992	27L*	5-7

Texas Christian (1-1)

H: 0-0, A: 0-0, N: 1-1		
2-26-1988	23W	8-4
2-28-1988	23L	4-6

Texas Tech (2-1)

H: 2-0, A: 0-0, N: 0-1		
2-10-1996	30L	4-8
6-5-2004	hW*	9-3
6-6-2004	hW*	5-3

Troy State (0-2)

H: 0-2, A: 0-0, N: 0-0		
4-3-1976	hL	5-10
4-15-1978	hL (11)	4-5

Tulane (4-1)

H: 2-1, A: 0-0, N: 2-0		
4-4-1969	hL	4-6
4-13-1973	hW	7-1
4-14-1973	hW	3-2
2-23-1992	29W	10-2
5-26-1996	28W*	7-4

UCLA (2-4)

H: 1-2, A: 1-2, N: 0-0		
2-6-1998	hW	16-7
2-7-1998	hL	9-10
2-8-1998	hL	11-13
2-5-1999	oW	13-8
2-6-1999	oL	3-12
2-7-1999	oL	1-6

U.S.S.R. National Team (1-0)

H: 1-0, A: 0-0, N: 0-0		
4-20-1989	hW# (7)	13-1

Utah (2-0)

H: 0-0, A: 0-0, N: 2-0		
2-23-1995	23W	10-2
2-26-1995	23W	20-5

Valdosta State (1-4)

H: 0-0, A: 1-4, N: 0-0		
3-21-1966	oL	1-6
3-22-1966	oL (7)	2-4
3-22-1966	oL (7)	2-4
3-24-1967	oW	9-2
3-25-1967	oL	4-9

Vanderbilt (58-35-1)

H: 39-15-1, A: 19-20, N: 0-0		
4-5-1901	hL	5-6
4-6-1901	hW	8-0
5-9-1903	hL	2-7
5-9-1903	hL	2-4
5-19-1904	oL	1-3
5-20-1904	oW	3-1
5-21-1904	oL	2-5
4-12-1906	hW	5-1
4-13-1906	hW	5-4
4-14-1906	hW	2-1
4-25-1907	oL	0-6
4-26-1907	oL	5-6
4-27-1907	oW	3-2
4-2-1909	hL (10)	2-2
4-3-1909	hL	1-6
4-3-1909	hW	5-3
4-22-1910	hL	3-4
4-23-1910	hW (10)	3-2
4-19-1912	hW	6-2
4-26-1912	oL	0-2
4-27-1912	oL	1-2
4-17-1914	hL	3-11
4-18-1914	hW	18-6
4-21-1915	oW	7-2
4-24-1915	hW (11)	4-3
4-28-1916	oL	3-4
4-29-1916	oW	5-2
5-1-1916	hW	6-1

5-2-1916	hW	4-2
4-27-1918	hW	4-1
5-7-1920	hW	5-4
5-8-1920	hW	4-2
5-1-1925	oL	1-2
5-2-1925	oW	9-5
4-23-1926	hW	13-3
4-24-1926	hW	10-6
4-25-1927	oL	2-7
4-26-1927	oW	10-3
5-4-1928	hW	9-4
5-5-1928	hW	10-8
5-10-1929	oL	0-3
5-11-1929	oL	1-6
5-2-1930	hW	10-5
5-3-1930	hL (8)	1-6
4-16-1934	oW	9-7
4-17-1934	oW	5-3
5-18-1934	hW	3-2
5-19-1934	hL	5-6
4-15-1938	hW	7-2
4-16-1938	hW	4-0
5-6-1938	oL	3-8
4-17-1939	oL	3-12
4-18-1939	oW	7-3
4-28-1939	hL	4-10
4-26-1940	hW	6-0
4-27-1940	hW	7-5
4-9-1941	hL	8-7
4-10-1941	oW	11-4
4-25-1941	hW	7-5
4-26-1941	hL	4-7
4-17-1942	hW	8-1
4-18-1942	hW	6-4
4-24-1942	oW	10-7
4-25-1942	oL	7-10
4-16-1943	oL (6)	1-2
4-17-1943	oL (11)	2-3
4-30-1943	hW	8-0
5-1-1943	hL	2-8
5-9-1947	oL	8-10
5-10-1947	oW	6-5
5-23-1947	hW	8-5
5-24-1947	hL	5-10
4-2-1948	hW	8-6
4-3-1948	hW	8-6
3-31-1950	hL	3-5
4-1-1950	hW	13-9
4-21-1950	oW	23-2
4-22-1950	oL	3-11
4-20-1951	hW	14-11
4-21-1951	hW	22-8
4-21-1952	hW	14-4
4-22-1952	hL	8-12
4-23-1954	oL	1-2
4-24-1954	oW	8-4
3-31-1959	hW	11-3
4-25-1960	oW	14-4
3-27-1961	hW	8-5
4-27-1962	oW	12-1
4-28-1962	oW	11-9
4-5-1963	hL	8-9
4-24-1964	oL	0-1
4-25-1964	oW	2-1
6-3-2006	hW*	7-3
6-4-2006	hW*	8-4

Villanova (3-1)

H: 3-0, A: 0-0, N: 0-1		
5-27-1989	27L+ (10)	16-18
3-20-2004	hW	5-1
3-21-2004	hW	19-1
3-22-2004	hW	4-1

Virginia (64-40-2)

Series History

5-9-1981.....hW.....17-0
 5-10-1982.....hW.....8-3
 5-9-1983.....hW.....16-6
 5-11-1984.....hL.....7-9
 4-8-1985.....hW.....17-5
 4-3-1986.....hW.....11-2
 4-12-1988.....hW.....3-1

West Liberty

(1-0)

H: 1-0, A: 0-0, N: 0-0
 4-3-1969.....hW.....7-5

West Virginia

(4-0)

H: 4-0, A: 0-0, N: 0-0
 3-3-1995.....hW (6).....11-1
 3-4-1995.....hW.....8-2
 2-20-1999.....hW.....8-2
 2-21-1999.....hW.....7-6

West Virginia Wesleyan

(1-1)

H: 1-1, A: 0-0, N: 0-0
 4-1-1916.....hW.....7-6
 4-2-1916.....hL.....2-3

Western Carolina

(18-16)

H: 17-15, A: 0-1, N: 1-0
 4-21-1973.....hW (10).....5-3
 4-27-1974.....hL.....5-10
 4-28-1974.....hW.....10-6
 4-26-1975.....hL.....5-7
 4-10-1976.....hW.....14-10
 4-11-1976.....hW.....9-0
 4-30-1977.....hL.....5-14
 3-3-1979.....hL (5).....1-3
 3-7-1981.....hL.....4-5
 3-8-1981.....hL.....2-8
 2-25-1983.....hW.....14-5
 2-26-1983.....hW.....16-9
 4-8-1986.....hL.....3-4
 4-9-1986.....hW.....13-11
 5-24-1986.....19W* (11).....8-7
 3-12-1991.....hL.....5-10
 3-13-1991.....hL.....5-7
 3-10-1992.....hW.....11-10
 3-22-1993.....hW.....4-1
 3-23-1993.....hL.....3-4
 3-7-1995.....hW.....6-0
 5-9-1995.....hL.....7-13
 3-11-1997.....hL.....7-13
 3-12-1997.....hW.....14-0
 3-23-1999.....hW.....2-0
 4-10-2002.....hW.....2-1
 3-9-2004.....hW.....4-3
 3-10-2004.....hL.....5-9
 3-29-2005.....hL.....5-8
 3-28-2006.....hW.....19-5
 2-27-2007.....hL.....7-10
 3-4-2008.....hW.....4-1
 4-21-2009.....hW.....16-7
 4-22-2009.....aL.....9-10

Western Kentucky

(5-1)

H: 5-1, A: 0-0, N: 0-0
 3-6-1982.....hW.....8-5
 3-7-1982.....hL.....3-6
 3-7-1986.....hW.....10-8
 2-15-1997.....hW.....5-0
 2-15-1997.....hW (7).....14-2
 2-16-1997.....hW.....22-10

Western Michigan

(2-0)

H: 2-0, A: 0-0, N: 0-0
 3-24-1974.....hW.....5-3
 3-6-1985.....hW.....15-7

Wichita State

(1-3)

H: 0-1, A: 1-2, N: 0-0
 3-19-1989.....aL.....2-13
 3-20-1989.....aL.....2-7
 5-29-1993.....hL* (10).....4-5
 5-28-1994.....aW*.....13-1

William & Mary

(3-0)

H: 3-0, A: 0-0, N: 0-0
 3-31-1969.....hW.....19-5
 3-11-1988.....hW.....15-4
 3-8-2005.....hW.....17-9

William Jewell

(7-1)

H: 7-1, A: 0-0, N: 0-0
 3-30-1965.....hW.....8-5
 3-31-1965.....hW.....1-1
 4-1-1968.....hL.....6-8
 4-7-1969.....hW.....8-1
 4-9-1969.....hW.....2-1
 4-1-1970.....hW.....3-1
 4-2-1970.....hW.....10-8
 3-20-1979.....hW.....19-9

Winder

(0-1)

H: 0-0, A: 0-1, N: 0-0
 4-25-1896.....aL.....4-5

Winthrop

(16-1)

H: 16-1, A: 0-0, N: 0-0
 3-22-1992.....hW.....6-5
 3-29-1994.....hW.....12-2
 3-30-1994.....hW.....17-8
 3-19-1996.....hW.....10-7
 3-20-1996.....hW.....14-1
 4-8-1997.....hW.....7-5
 4-9-1997.....hW.....15-2
 3-31-1998.....hW.....17-12
 4-6-1999.....hW.....2-1
 3-8-2002.....hW.....6-4
 3-9-2002.....hW.....7-5
 3-10-2002.....hW.....8-1
 4-2-2003.....hW.....7-5
 4-20-2004.....hW (13).....7-6
 4-8-2005.....hW.....6-1
 4-9-2005.....hL.....9-12
 4-10-2005.....hW.....20-3

Wofford

(9-0)

H: 7-0, A: 2-0, N: 0-0
 4-15-1904.....hW.....8-0
 4-16-1904.....hW.....23-7
 5-2-1906.....aW.....3-1
 5-26-1906.....hW.....7-1
 5-26-1906.....hW.....7-1
 5-12-1920.....aW.....4-2
 2-19-2002.....hW.....12-1
 5-16-2006.....hW.....16-2
 4-3-2007.....hW.....11-8

Wright State

(1-1)

H: 0-0, A: 0-0, N: 1-1
 3-25-1990.....18L (8).....1-6
 3-30-1990.....18W (10).....4-3

Xavier

(7-1)

H: 7-1, A: 0-0, N: 0-0
 4-19-1965.....hW.....6-3
 3-6-1986.....hW.....7-6
 2-27-1998.....hW.....8-2
 2-28-1998.....hW (10).....6-5
 3-1-1998.....hW.....6-2
 2-26-2010.....hW.....5-4
 2-27-2010.....hW.....15-0
 2-28-2010.....hW.....7-6

Yale

(4-0-1)

H: 2-0, A: 0-0, N: 2-0-1
 3-24-1959.....8W.....4-0
 3-25-1959.....8T.....4-4
 3-27-1959.....8W.....8-5
 3-26-1973.....hW.....2-1
 3-27-1973.....hW.....3-2

Youngstown State

(3-0)

H: 3-0, A: 0-0, N: 0-0
 2-22-2008.....hW.....14-0
 2-23-2008.....hW.....1-0
 2-24-2008.....hW.....5-1

BOSTON COLLEGE

April 22-24

Location.....Chestnut Hill, Mass.
 Nickname.....Eagles
 Field.....Eddie Pellagrini Diamond
 Head Coach.....Mike Gambino
 School Record (Yrs.).....0-0-0 (0)
 Career Record.....0-0-0 (0)
 2010 Records.....30-28/14-16
 Conference/Finish.....ACC/4th (Atlantic)
 Postseason.....None

EAST TENNESSEE STATE

May 17

Location.....Johnson City, Tenn.
 Nickname.....Pirates
 Field.....Cardinal Park (2,000)
 Head Coach.....Tony Skole
 School Record (Yrs.).....271-337 (11)
 Career Record.....366-394 (14)
 2010 Records.....32-28/15-12
 Conference/Finish.....A-Sun/3rd
 Postseason.....None

GEORGIA STATE

March 2

Location.....Atlanta, Ga.
 Nickname.....Panthers
 Field.....The Field at Panthersville (1,000)
 Head Coach.....Greg Frady
 School Record (Yrs.).....98-77 (3)
 Career Record.....226-134 (7)
 2009 Records.....34-23/17-6-1
 Conference/Finish.....CAA/2nd
 Postseason.....None

KENT STATE

February 18-20

Location.....Kent, Ohio
 Nickname.....Golden Flashes
 Field.....Olga A. Mural Field (1,148)
 Head Coach.....Scott Stricklin
 School Record (Yrs.).....228-128 (6)
 Career Record.....Same
 2010 Records.....39-25/18-9
 Conference/Finish.....MAC/1st (East)
 Postseason.....Los Angeles Regional

NORTH CAROLINA

May 13-15

Location.....Chapel Hill, NC
 Nickname.....Tar Heels
 Field.....Boshamer Stadium (4,100)
 Head Coach.....Mike Fox
 School Record (Yrs.).....538-230-1 (12)
 Career Record.....1,078-371-5 (27)
 2010 Records.....38-22
 Conference/Finish.....ACC/5 (Coastal)
 Postseason.....Norman Regional

VIRGINIA

April 8-10

Location.....Charlottesville, Va.
 Nickname.....Cavaliers
 Field.....Davenport Field (3,283)
 Head Coach.....Brian O'Connor
 School Record (Yrs.).....316-118-1 (7)
 Career Record.....Same
 2010 Records.....51-14/23-7
 Conference/Finish.....ACC/1st (Coastal)
 Postseason.....Charlottesville Super Regional

CLEMSON

April 29-May 1

Location.....Clemson, SC
 Nickname.....Tigers
 Field.....Doug Kingsmore Stdm. (6,217)
 Head Coach.....Jack Leggett
 School Record (Yrs.).....769-356-1 (17)
 Career Record.....1146-646-1 (31)
 2010 Records.....45-25/18-12
 Conference/Finish.....ACC/1st (Atlantic)
 Postseason.....College World Series

GEORGIA

March 22 - April 12 - April 26

Location.....Athens, Ga.
 Nickname.....Bulldogs
 Field.....Foley Field (3,291)
 Head Coach.....David Perno
 School Record (Yrs.).....305-245-1 (9)
 Career Record.....Same
 2010 Records.....16-37/15-23
 Conference/Finish.....SEC/6th (Eastern)
 Postseason.....None

ILLINOIS-CHICAGO

May 7-9

Location.....Chicago, Ill.
 Nickname.....UIC Flames
 Field.....Les Miller Field (1,100)
 Head Coach.....Mike Dee
 School Record (Yrs.).....392-276-1 (12)
 Career Record.....Same
 2009 Records.....24-30/15-9
 Conference/Finish.....Horizon/3rd
 Postseason.....None

MARYLAND

March 11-13

Location.....College Park, Md.
 Nickname.....Terrapins, Terps
 Field.....Shipley Field (2,500)
 Head Coach.....Erik Bakich
 School Record (Yrs.).....17-39 (1)
 Career Record.....Same
 2010 Records.....17-39/5-25
 Conference/Finish.....ACC/6th (Atlantic)
 Postseason.....None

NC STATE

March 18-20

Location.....Raleigh, NC
 Nickname.....Wolfpack
 Field.....Doak Field at Daily Park (2,500)
 Head Coach.....Elliott Avent
 School Record (Yrs.).....521-335 (14)
 Career Record.....746-544 (22)
 2010 Records.....38-24/15-15
 Conference/Finish.....ACC/3rd (Atlantic)
 Postseason.....Myrtle Beach Regional

VIRGINIA TECH

May 19-21

Location.....Blacksburg, Va.
 Nickname.....Hokies
 Field.....English Field (3,000)
 Head Coach.....Pete Hughes
 School Record (Yrs.).....118-106 (4)
 Career Record.....420-317-2 (14)
 2010 Records.....40-22/16-14
 Conference/Finish.....ACC/4th (Coastal)
 Postseason.....Columbia, S.C. Regional

DUKE

April 1-3

Location.....Durham, N.C.
 Nickname.....Blue Devils
 Field.....Jack Coombs Field (2,000)
 Head Coach.....Sean McNally
 School Record (Yrs.).....145-134-1 (5)
 Career Record.....Same
 2010 Records.....29-27/8-22
 Conference/Finish.....ACC/6th (Coastal)
 Postseason.....None

GEORGIA SOUTHERN

February 22-23 - March 15-16

Location.....Statesboro, Ga.
 Nickname.....Eagles
 Field.....J.I. Clements Stadium (3,000)
 Head Coach.....Rodney Hennon
 School Record (Yrs.).....404-257 (11)
 Career Record.....485-295-1 (13)
 2010 Records.....34-24/19-11
 Conference/Finish.....SoCon/3rd
 Postseason.....None

KENNESAW STATE

March 8 - April 5

Location.....Kennesaw, Ga.
 Nickname.....Owls
 Field.....Stillwell Stadium (1,000)
 Head Coach.....Mike Sansing
 School Record (Yrs.).....749-361 (19)
 Career Record.....852-415 (22)
 2010 Records.....23-32/12-15
 Conference/Finish.....A-Sun/8th
 Postseason.....None

MERCER

March 29 - April 19

Location.....Macon, Ga.
 Nickname.....Bears
 Field.....Claude Smith Field (500)
 Head Coach.....Craig Gibson
 School Record (Yrs.).....200-192 (7)
 Career Record.....Same
 2010 Records.....38-24/16-11
 Conference/Finish.....A-Sun/2nd
 Postseason.....Atlanta Regional

RUTGERS

March 4-6

Location.....Piscataway, NJ
 Nickname.....Scarlet Knights
 Field.....Bainton Field (1,500)
 Head Coach.....Fred Hill
 School Record (Yrs.).....862-573-7 (27)
 Career Record.....1,010-664-9 (34)
 2010 Records.....30-26/15-12
 Conference/Finish.....BIG EAST/9th
 Postseason.....None

WAKE FOREST

April 15-17

Location.....Winston-Salem, NC
 Nickname.....Demon Deacons
 Field.....Wake Forest
 Head Coach.....Baseball Park (6,000)
 Head Coach.....Tom Walter
 School Record (Yrs.).....18-37 (1)
 Career Record.....446-368 (14)
 2010 Records.....18-37/8-22
 Conference/Finish.....ACC/6th (Atlantic)
 Postseason.....None

1895 (0-0)
Home: 0-0; Away: 0-0; Neutral: 0-0
 A. 12 nL 4-16 Atlanta Colts [exh] 0-0

1896 (0-1)
Home: 0-0; Away: 0-1; Neutral: 0-0
 A. 15 nL 8-20 Atlanta Colts [exh] 0-0
 A. 25 aL 4-5 Winder 0-1

1897 (1-2)
Home: 0-0; Away: 1-2; Neutral: 0-0
 A. 10 aL 4-6 Auburn 0-1
 A. 17 aL 6-9 Mercer 0-2
 M. 15 aW 8-3 Milledgeville Cadets 1-2

1898 (1-3)
Home: 0-1; Away: 1-2; Neutral: 0-0
 A. 8 aL 2-5 Atlanta Spellers [exh] 0-0
 A. 9 hL 2-12 Wake Forest 0-1
 A. 16 aW 4-3 Auburn 1-1
 A. 21 aL 4-18 Georgia 1-2
 M. 7 aL 8-10 Mercer 1-3

1899 (2-3)
Home: 1-1; Away: 1-2; Neutral: 0-0
 A. 6 hL 2-9 Wake Forest 0-1
 A. 8 aW 10-8 Auburn 1-1
 A. 15 aL 1-25 Georgia 1-2
 A. 22 hW 6-4 Auburn 2-2
 M. 6 aL 2-14 Mercer 2-3

Coach Todd
12-9 (.571)

1900 (3-4)
Home: 3-2; Away: 0-2; Neutral: 0-0
 A. 7 aL 1-10 Mercer 0-1
 A. 25 hW 3-0 Wake Forest 1-1
 M. 5 aL 4-9 Auburn 1-2
 M. 12 hW 7-0 Georgia 2-2
 M. 26 hL 4-5 Rome (10) 2-3
 J. 2 hW 12-8 Merchants 3-3
 J. 9 hL 0-1 Sewanee 3-4

1901 (9-5)
Home: 9-5; Away: 0-0; Neutral: 0-0
 A. 5 hL 5-6 Vanderbilt 0-1
 A. 6 hW 8-0 Vanderbilt 1-1
 A. 12 hL 5-13 Cornell 1-2
 A. 20 hW 13-1 Georgia 2-2
 A. 26 hW 3-0 Mercer 3-2
 A. 27 hL 3-7 Mercer 3-3
 M. 1 hW 23-12 Wake Forest 4-3
 M. 4 hW 15-12 Auburn 5-3
 M. 10 hL 6-9 North Carolina 5-4
 M. 17 hW 9-0 Central [forfeit] 6-4
 M. 18 hW 15-6 Central 7-4
 M. 22 hW 3-2 Newman 8-4
 M. 25 hW 8-7 Henry Grady [exh] 8-4
 J. 7 hL 10-15 Mercer 8-5
 J. 8 hW 6-5 Mercer 9-5
 Home games at Brisbane Park

Sammy Strang
5-8 (.385)

1902 (5-8)
Home: 4-5; Away: 1-3; Neutral: 0-0
 M. 31 hL 4-8 Hobart [exh] 0-0
 A. 2 hL 5-25 Cornell 0-1
 A. 5 hW 8-1 Mercer 1-1
 A. 9 aL 1-12 Atlanta Pretzels [exh] 1-1
 A. 12 hW 12-4 Clemson 2-1
 A. 17 aL 4-14 Tennessee 2-2
 A. 18 aW 14-12 Tennessee 3-2
 A. 19 aL 4-13 Tennessee 3-3
 A. 26 hL 10-11 Georgia 3-4
 M. 3 hL 1-10 Mercer 3-5
 M. 10 hW 8-7 Georgia 4-5
 M. 13 aL 7-9 Georgia 4-6
 M. 15 hW 7-2 Tennessee 5-6
 M. 16 hL 0-4 Tennessee 5-7
 M. 17 hL 2-4 Tennessee 5-8
 Home games at Brisbane Park

All-Time Records

Overall
2174-1374-27

Home
1466-613-11

At Russ Chandler Stadium
712-190

Away
528-613-10

Neutral
166-137-6

Coach Irving
9-9 (.500)

1903 (9-9)
Home: 6-6; Away: 3-3; Neutral: 0-0
 M. 28 hW 11-3 Atl. Athletic Club [exh] 0-0
 A. 4 aL 4-6 Mercer 0-1
 A. 11 hL 1-5 Clemson 0-2
 A. 18 hW 10-3 Mercer 1-2
 A. 21 aL 5-22 Atlanta Crackers [exh] 1-2
 A. 23 hL 5-9 Wake Forest 1-3
 A. 24 aL 1-16 Atlanta Crackers [exh] 1-3
 A. 25 hW 8-7 Auburn 2-3
 A. 27 hL 3-5 Georgia (10) 2-4
 A. 30 aL 1-12 Tennessee (7) 2-5
 M. 1 aW 4-2 Tennessee 3-5
 M. 2 aL 5-6 Tennessee 3-6
 M. 4 hW 10-0 Trinity [Duke] 4-6
 M. 9 hL 2-7 Vanderbilt 4-7
 M. 9 hL 2-4 Vanderbilt 4-8
 M. 12 aW 10-5 Georgia 5-8
 M. 15 aW 9-3 Mercer 6-8
 M. 22 hW 9-8 Tennessee 7-8
 M. 23 hL 5-14 Tennessee 7-9
 M. 29 hW 9-0 Sewanee 8-9
 M. 30 hW 13-0 Sewanee 9-9
 Home games at Brisbane Park

John Heisman
163-97-5 (.625)

1904 (15-7)
Home: 10-1; Away: 5-6; Neutral: 0-0
 M. 23 aL 1-6 Atlanta Crackers [exh] 0-0
 M. 26 hW 10-4 Mercer 1-0
 A. 1 hW 10-1 Florida 2-0
 A. 2 hW 13-0 Florida 3-0
 A. 8 hW 8-4 Alabama 4-0
 A. 9 hW 11-4 Alabama 5-0
 A. 9 hW 8-3 Alabama 6-0
 A. 15 hW 8-0 Wofford 7-0
 A. 16 hW 23-7 Wofford 8-0
 A. 22 hL 1-6 Clemson 8-1
 A. 23 hW 4-3 Auburn 9-1
 A. 26 hW 10-4 Georgia 10-1
 A. 30 hW 11-4 Fort McPherson [exh] 10-1
 M. 4 aL 1-2 Georgia (12) 10-2
 M. 6 aW 4-1 Mercer 11-2
 M. 7 aL 2-3 Mercer (10) 11-3
 M. 11 aL 4-7 Georgia 11-4
 M. 14 aL 1-11 Clemson 11-5
 M. 19 aL 1-3 Vanderbilt 11-6
 M. 20 aW 3-1 Vanderbilt 12-6
 M. 21 aL 2-5 Vanderbilt 12-7
 M. 23 aW 3-0 Sewanee 13-7
 M. 24 aW 6-2 Sewanee 14-7
 M. 25 aW 12-0 Sewanee 15-7
 Home games at Brisbane and Piedmont Parks

1905 (13-4)
Home: 10-4; Away: 3-0; Neutral: 0-0
 A. 8 hW 11-3 Georgia 1-0
 A. 10 hW 3-2 Trinity [Duke] (12) 2-0
 A. 14 hW 4-3 Newberry 3-0
 A. 15 hW 6-2 Newberry 4-0
 A. 22 hW 5-4 Clemson 5-0
 A. 22 hL 3-5 Clemson 5-1
 A. 27 hW 2-1 Georgia 6-1

The listing of scores on the following pages is the most comprehensive possible with available sources of information.

The years prior to 1900 are incomplete, but the scores listed for those years have been documented.

Georgia Tech began playing its home games at Rose Bowl Field (now Russ Chandler Stadium) in 1930. Before that, the Yellow Jackets played their home games at Tech Park, Brisbane Park, Piedmont Park and Grant Field.

A. 29 hW 9-2 Mercer [exh] 6-1
 M. 5 hL 0-1 Auburn 6-2
 M. 6 hL 2-4 Auburn 6-3
 M. 10 aW 11-2 Georgia 7-3
 M. 12 aW 5-3 Mercer 8-3
 M. 13 aW 2-0 Mercer 9-3
 M. 20 hW 10-4 Mercer 10-3
 M. 27 hW 4-3 Georgia 11-3
 J. 1 hW 8-0 Sewanee 12-3
 J. 2 hL 4-9 Sewanee 12-4
 J. 3 hW 4-2 Sewanee 13-4

1906 (23-3)
Home: 16-2; Away: 7-1; Neutral: 0-0
 M. 24 hW 3-1 Clemson 1-0
 M. 29 hL 4-16 Cleveland Indians [exh] 1-0
 M. 30 aW 14-1 Mercer 2-0
 M. 31 aW 3-0 Mercer 3-0
 A. 4 aL 3-4 Georgia 3-1
 A. 6 hL 0-10 Trinity [Duke] 3-2
 A. 7 hW 5-1 Trinity [Duke] 4-2
 A. 12 hW 5-1 Vanderbilt 5-2
 A. 13 hW 5-4 Vanderbilt 6-2
 A. 14 hW 2-1 Vanderbilt 7-2
 A. 18 aW 5-4 Georgia 8-2
 A. 20 hW 1-0 Furman 9-2
 A. 21 hW 4-3 Furman 10-2
 A. 27 hW 4-3 Mercer 11-2
 A. 28 hW 2-0 Mercer 12-2
 A. 30 aW 6-0 Clemson 13-2
 M. 1 aW 7-4 Furman 14-2
 M. 2 aW 3-1 Wofford 15-2
 M. 3 aL 4-8 Bingham [exh] 15-2
 A. 4 aW 3-2 Tennessee 16-2
 M. 11 hL 1-2 Auburn (11) 16-3
 M. 12 hW 5-0 Auburn 17-3
 M. 12 hW 4-0 Auburn (8) 18-3
 M. 18 hW 9-1 Georgia 19-3
 M. 19 hW 3-2 Georgia 20-3
 M. 24 hW 11-0 Cumberland 21-3
 M. 26 hW 7-1 Wofford 22-3
 M. 26 hW 7-0 Wofford 23-3

1907 (10-5-1)
Home: 6-1-1; Away: 4-4; Neutral: 0-0
 M. 30 hW 4-0 Mercer 1-0
 A. 3 aW 3-1 Georgia 2-0
 A. 5 hW 4-2 Clemson 3-0
 A. 6 hL 2-2 Clemson (11) 3-0-1
 A. 13 aW 1-0 Mercer (11) 4-0-1
 A. 19 hL 3-6 Sewanee 4-1-1
 A. 20 hW 5-3 Sewanee 5-1-1
 A. 21 hW 7-4 Sewanee (8) 6-1-1
 A. 25 aL 0-6 Vanderbilt 6-2-1
 A. 26 aL 5-6 Vanderbilt 6-3-1
 A. 27 aW 3-2 Vanderbilt 7-3-1
 M. 4 hW 9-1 Dahlgren [exh] 7-3-1
 M. 10 aL 2-3 Auburn 7-4-1
 M. 11 aW 2-0 Auburn (12) 8-4-1
 M. 12 aL 1-4 Auburn (7) 8-5-1
 M. 17 hW 4-1 Georgia 9-5-1
 M. 18 hW 9-0 Georgia [forfeit] 10-5-1

1908 (9-12)
Home: 7-4; Away: 2-8; Neutral: 0-0
 M. 27 aL 0-2 Mercer 0-1
 M. 28 aL 2-3 Mercer 0-2
 A. 3 hW 4-3 Clemson 1-2
 A. 4 hW 5-4 Clemson (11) 2-2
 A. 10 hL 0-2 Trinity [Duke] 2-3
 A. 11 hL 0-5 Trinity [Duke] 2-4
 A. 17 aW 10-8 Tennessee 3-4
 A. 18 aL 2-3 Tennessee (7) 3-5

A. 19 aL 2-6 Tennessee (7) 3-6
 A. 24 hW 7-0 Sewanee 4-6
 A. 25 hW 2-1 Sewanee (11) 5-6
 A. 26 hL 2-3 Sewanee (7) 5-7
 M. 1 hL 0-1 Auburn 5-8
 M. 2 hW 7-2 Auburn 6-8
 M. 8 aL 1-5 Alabama 6-9
 M. 9 aL 0-1 Alabama (10) 6-10
 M. 10 aL 3-10 Alabama 6-11
 M. 11 aW 6-0 Auburn 7-11
 M. 12 aL 3-8 Auburn 7-12
 M. 15 hW 14-2 Central [Ky.] 8-12
 M. 16 hW 7-0 Central [Ky.] 9-12

1909 (13-8-1)
Home: 9-3-1; Away: 3-4; Neutral: 1-1
 M. 18 hW 14-4 Fort McPherson [exh] 0-0
 M. 20 hW 4-2 Riverside Acad. [exh] 0-0
 M. 23 hW 5-0 Marist College [exh] 0-0
 M. 27 hL 0-3 Stone Mtn. Prep [exh] 0-0
 A. 2 hL 2-2 Vanderbilt (10) 0-0-1
 A. 3 hL 1-6 Vanderbilt 0-1-1
 A. 3 hW 5-3 Vanderbilt 1-1-1
 A. 9 hL 0-4 Mercer 1-2-1
 A. 10 hW 7-3 Mercer 2-2-1
 A. 16 hW 3-1 Trinity [Duke] 3-2-1
 A. 17 hW 3-2 Trinity [Duke] 4-2-1
 A. 20 aW 3-1 Georgia 5-2-1
 A. 21 aL 0-4 Georgia 5-3-1
 A. 29 aL 0-6 Auburn 5-4-1
 A. 30 aW 8-2 Auburn 6-4-1
 M. 1 hW 2-1 Dahlgren 7-4-1
 M. 3 aL 2-7 Mercer 7-5-1
 M. 4 aL 2-3 Mercer 7-6-1
 M. 7 hL 0-2 Auburn 7-7-1
 M. 8 hW 6-5 Auburn 8-7-1
 M. 14 hW 7-1 Sewanee 9-7-1
 M. 15 hW 7-0 Sewanee (7) 10-7-1
 M. 15 hW 4-0 Sewanee (7) 11-7-1
 M. 20 aW 4-3 Georgia 12-7-1
 M. 21 aW 3-0 Georgia 13-7-1
 M. 22 aL 1-2 Georgia 13-8-1

1910 (11-5-1)
Home: 7-1; Away: 4-3; Neutral: 0-1-1
 M. 5 aL 2-5 Philadelphia A's [exh] 0-0
 M. 9 hL 3-5 Philadelphia A's [exh] 0-0
 M. 12 aL 0-12 Philadelphia A's [exh] 0-0
 A. 2 aL 3-4 Alabama 0-1
 A. 3 aW 3-1 Alabama 1-1
 A. 8 hW 7-4 Mercer 2-1
 A. 9 hW 10-0 Mercer 3-1
 A. 15 aL 1-16 Auburn 3-2
 A. 22 hL 3-4 Vanderbilt 3-3
 A. 23 hW 3-2 Vanderbilt (10) 4-3
 A. 29 aW 3-1 Mercer 5-3
 A. 30 aW 2-0 Mercer 6-3
 M. 6 hW 3-1 Auburn 7-3
 M. 10 aW 1-0 Georgia 8-3
 M. 11 aL 6-7 Georgia 8-4
 M. 13 hW 5-0 Clemson 9-4
 M. 14 hW 4-0 Clemson (7) 10-4
 A. 16 hW 11-3 Clemson (7) 11-4
 M. 20 aL 0-2 Georgia (6) 11-4-1
 M. 21 aL 0-0 Georgia (14) 11-5-1

1911 (7-6)
Home: 4-3; Away: 2-2; Neutral: 1-1
 M. 11 aL 1-7 Wash. Senators [exh] 0-0
 A. 7 hL 6-8 Mercer 0-1
 A. 14 aL 2-5 Mercer 0-2
 A. 15 aW 7-2 Mercer 1-2
 A. 17 hW 4-1 Auburn 2-2
 A. 18 hW 9-4 Auburn 3-2
 A. 21 hL 2-3 Trinity [Duke] 3-3
 A. 22 hW 4-1 Trinity [Duke] 4-3
 A. 28 aW 4-3 Alabama 5-3
 A. 29 aL 1-2 Alabama 5-4
 M. 4 aW 6-0 Georgia 6-4
 M. 5 aL 2-3 Georgia (10) 6-5
 M. 12 hW 2-1 Georgia 7-5
 M. 13 hL 2-6 Georgia 7-6

1912 (8-10)
Home: 5-3; Away: 3-6; Neutral: 0-1
 A. 5 hL 2-3 Mercer 0-1
 A. 6 hW 4-1 Mercer 1-1
 A. 9 aL 4-5 Michigan (7) 1-2
 A. 12 hL 4-6 Clemson 1-3
 A. 13 hW 4-2 Clemson 2-3
 A. 19 hW 6-2 Vanderbilt 3-3
 A. 24 aW 4-3 Sewanee 4-3
 A. 25 aW 7-1 Sewanee 5-3
 A. 26 aL 0-2 Vanderbilt 5-4
 A. 27 aL 1-2 Vanderbilt 5-5
 M. 2 hW 3-2 Auburn 6-5

M. 3 hL 5-7 Auburn 6-6
 M. 4 hW 5-3 Auburn 7-6
 M. 10 aW 4-1 Mercer 8-6
 M. 11 aL 3-5 Mercer 8-7
 M. 16 aL 4-6 Georgia 8-8
 M. 17 aL 4-6 Georgia 8-9
 M. 18 aL 2-4 Georgia 8-10

1913 (9-8)
Home: 6-3; Away: 3-5; Neutral: 0-0
 M. 28 hW 3-0 Clemson 1-0
 M. 29 hW 3-1 Clemson 2-0
 A. 4 hL 2-3 Mercer 2-1
 A. 5 hW 4-1 Mercer 3-1
 A. 11 aL 2-4 Mercer 3-2
 A. 18 aL 2-3 Auburn 3-3
 A. 19 aW 11-4 Auburn 4-3
 A. 19 aL 3-4 Auburn 4-4
 A. 25 aL 3-7 Alabama 4-5
 A. 26 aL 4-5 Alabama 4-6
 A. 28 hL 2-7 Wake Forest 4-7
 M. 2 hW 13-0 Sewanee 5-7
 M. 3 hW 5-1 Sewanee 6-7
 M. 9 aW 4-3 Georgia 7-7
 M. 10 aW 5-4 Georgia 8-7
 M. 11 hL 1-4 Georgia 8-8
 M. 12 hW 4-2 Georgia 9-8

1914 (12-8)
Home: 10-4; Away: 2-4; Neutral: 0-0
 M. 27 hL 4-9 Auburn 0-1
 M. 28 hW 10-5 Auburn 1-1
 A. 3 hW 6-4 Mississippi 2-1
 A. 4 hW 6-0 Mississippi 3-1
 A. 9 hW 3-2 Illinois 4-1
 A. 10 hW 5-2 Illinois 5-1
 A. 13 hL 0-8 Mercer 5-2
 A. 14 hW 5-1 Mercer 6-2
 A. 17 hL 3-11 Vanderbilt 6-3
 A. 18 hW 18-6 Vanderbilt 7-3
 A. 24 aL 2-11 Alabama 7-4
 A. 25 aW 12-8 Alabama 8-4
 A. 25 aW 7-0 Alabama 9-4
 A. 27 aL 1-9 Mississippi State 9-5
 M. 1 hW 4-3 Alabama 10-5
 M. 2 hW 5-4 Alabama 11-5
 M. 8 aL 4-5 Georgia 11-6
 M. 9 aL 4-5 Georgia 11-7
 M. 15 hL 2-9 Georgia 11-8
 M. 16 hW 6-2 Georgia 12-8

1915 (7-8-2)
Home: 4-6-1; Away: 3-2-1; Neutral: 0-0
 M. 18 hL 2-7 Buffalo [exh] 0-0
 M. 19 hL 0-8 Buffalo [exh] 0-0
 M. 26 hW 6-2 Georgetown 1-0
 M. 27 hL 2-9 Georgetown 1-1
 A. 3 hL 4-5 Tennessee 1-2
 A. 9 hL 1-2 Alabama 1-3
 A. 10 hW 7-6 Alabama 2-3
 A. 14 hW 8-6 Mississippi St. 3-3
 A. 15 hL 5-7 Mississippi St. (10) 3-4
 A. 16 aT 6-6 Auburn 3-4-1
 A. 17 aW 12-2 Auburn 4-4-1
 A. 18 aW 7-1 Auburn 5-4-1
 A. 21 aW 7-2 Vanderbilt 6-4-1
 A. 24 hW 4-3 Vanderbilt (11) 7-4-1
 A. 30 hL 1-3 Mercer 7-5-1
 M. 1 hL 3-7 Mercer 7-6-1
 M. 8 hL 1-1 Georgia (13) 7-6-2
 M. 14 aL 4-7 Georgia 7-7-2
 M. 15 aL 2-5 Georgia 7-8-2

1916 (14-6)
Home: 9-4; Away: 5-2; Neutral: 0-0
 A. 1 hW 7-6 W.Va. Wesleyan 1-0
 A. 2 hL 2-3 W.Va. Wesleyan 1-1
 A. 8 aW 6-0 Mercer 2-1
 A. 14 hW 6-4 Auburn 3-1
 A. 15 hL 9-10 Auburn 3-2
 A. 16 hL 0-3 Auburn 3-3
 A. 21 hW 9-0 Mississippi 4-3
 A. 22 hW 4-3 Mississippi 5-3
 A. 26 aW 3-1 Sewanee 6-3
 A. 27 aW 3-2 Sewanee 7-3
 A. 28 aL 3-4 Vanderbilt 7-4
 A. 29 aW 5-2 Vanderbilt 8-4
 M. 1 hW 6-1 Vanderbilt 9-4
 M. 2 hW 4-2 Vanderbilt 10-4
 M. 5 hW 14-3 Trinity [Duke] 11-4
 M. 6 hW 5-0 Trinity [Duke] 12-4
 M. 12 aL 6-8 Georgia 12-5
 M. 13 aL 9-7 Georgia 13-5
 M. 19 hL 2-4 Georgia 13-6
 M. 20 hW 5-1 Georgia 14-6
 Home games at Grant Field

All-Time Scores

1917 (12-7)

Home: 9-5; Away: 1-2; Neutral: 2-0

M. 28	hW	6-3	Oglethorpe	1-0
M. 30	hW	4-3	Bingham-Mebane	2-0
M. 31	hW	11-2	Bingham-Mebane (7)	3-0
M. 31	hl	3-4	Bingham-Mebane	3-1
A. 2	hW	9-1	Indiana	4-1
A. 6	hl	0-2	Mercer	4-2
A. 7	hl	1-3	Mercer	4-3
A. 9	hW	4-0	Stetson	5-3
A. 10	hW	4-3	Stetson (10)	6-3
A. 14	al	4-5	Auburn (10)	6-4
A. 15	al	1-4	Auburn	6-5
A. 20	hW	5-0	Sewanee	7-5
A. 21	hW	4-1	Sewanee	8-5
A. 25	SW	3-2	Clemson	9-5
A. 26	SW	5-1	Clemson	10-5
A. 28	hW	4-2	Mercer	11-5
M. 9	aW	5-3	Mercer	12-5
M. 11	hl	0-1	Georgia	12-6
M. 12	hl	1-2	Georgia	12-7

Home games at Grant Field

Joe Bean

35-18 (.660)

1918 (10-7)

Home: 6-4; Away: 4-3; Neutral: 0-0

M. 22	hW	3-1	Oglethorpe	1-0
M. 23	hl	2-3	Fort McPherson [exh]	1-0
M. 29	hl	0-8	Mercer	1-1
M. 30	hW	5-2	Mercer	2-1
A. 5	hl	1-7	Davidson	2-2
A. 6	hW	6-1	Davidson	3-2
A. 12	aW	8-4	Auburn	4-2
A. 13	al	4-10	Auburn	4-3
A. 20	aW	8-3	Auburn	5-3
A. 21	al	0-6	Auburn (5)	5-4
A. 24	hW	5-1	Oglethorpe	6-4
A. 27	hW	4-1	Vanderbilt	7-4
M. 3	hl	3-4	Mercer	7-5
A. 4	aW	10-0	Mercer	8-5
M. 10	al	0-2	Georgia	8-6
M. 11	aW	4-3	Georgia	9-6
M. 17	hl	2-4	Georgia	9-7
M. 18	hW	5-4	Georgia (11)	10-7

Home games at Grant Field

1919 (9-9)

Home: 6-2; Away: 3-7; Neutral: 0-0

M. 22	hW	11-4	Camp Gordon [exh]	0-0
M. 28	al	1-10	Mercer	0-1
M. 29	al	4-5	Mercer (11)	0-2
A. 5	hW	5-0	Clemson	1-2
A. 6	hW	9-3	Clemson	2-2
A. 11	hW	2-1	Auburn	3-2
A. 12	hW	4-2	Auburn	4-2
A. 18	hW	3-2	Mercer (11)	5-2
A. 19	hW	8-1	Mercer	6-2
A. 26	aW	4-3	Furman	7-2
A. 27	aW	4-2	Furman	8-2
M. 1	al	1-11	Alabama	8-3
M. 1	al	2-6	Alabama	8-4
M. 2	aW	6-2	Mississippi State	9-4
M. 3	al	1-2	Mississippi State	9-5
M. 9	hl	1-2	Georgia	9-6
M. 10	hl	0-8	Georgia	9-7
M. 16	al	5-7	Georgia	9-8
M. 17	al	2-5	Georgia	9-9

Home games at Grant Field

1920 (16-2)

Home: 9-1; Away: 7-1; Neutral: 0-0

M. 26	hW	4-2	Erskine	1-0
M. 27	hW	18-0	Erskine	2-0
A. 2	aW	3-0	Mercer	3-0
A. 7	hl	1-5	Philadelphia A's [exh]	3-0
A. 10	hl	1-5	Oglethorpe	3-1
A. 15	hW	8-0	Florida	4-1
A. 16	aW	6-2	Auburn	5-1
A. 17	al	4-5	Auburn	5-2
A. 23	hW	2-1	Clemson	6-2
A. 24	hW	5-4	Clemson (10)	7-2
A. 26	aW	9-3	Florida	8-2
A. 27	aW	6-3	Florida (12)	9-2
A. 30	hW	6-2	Davidson	10-2
M. 1	hW	5-0	Davidson	11-2
M. 7	hW	5-4	Vanderbilt	12-2
M. 8	hW	4-2	Vanderbilt	13-2
M. 12	aW	4-2	Wofford	14-2
M. 14	aW	12-1	Furman	15-2
M. 15	aW	4-0	Furman	16-2

Home games at Grant Field

Kid Clay

147-99-5 (.596)

1921 (18-4-1)

Home: 13-2; Away: 5-2-1; Neutral: 0-0

M. 25	hW	18-0	Cincinnati	1-0
M. 26	hW	17-5	Cincinnati	2-0
A. 1	hW	7-0	Clemson	3-0
A. 2	hW	10-1	Clemson	4-0
A. 8	hl	3-6	Oglethorpe	4-1
A. 9	hW	9-3	Oglethorpe	5-1
A. 15	hW	8-3	Auburn	6-1
A. 19	hW	7-6	Auburn	7-1
A. 22	aW	7-2	N.C. State	8-1
A. 23	aW	6-0	N.C. State	9-1
A. 25	al	1-8	Georgetown	9-2
A. 26	aW	3-2	Georgetown	10-2
A. 27	al	2-2	Navy (11)	10-2-1
A. 28	al	6-3	Maryland	10-3-1
A. 29	aW	2-0	Washington & Lee	11-3-1
A. 30	aW	6-3	Wash. & Lee (12)	12-3-1
M. 6	hW	10-0	N.C. State	13-3-1
M. 7	hl	1-4	N.C. State	13-4-1
M. 13	hW	4-1	Washington & Lee	14-4-1
M. 14	hW	8-4	Washington & Lee	15-4-1
M. 18	hW	5-0	Oglethorpe	16-4-1
M. 20	hW	4-1	Tennessee	17-4-1
M. 21	hW	4-3	Tennessee	18-4-1

Home games at Grant Field

1922 (14-9)

Home: 9-4; Away: 5-5; Neutral: 0-0

M. 16	hl	2-4	Detroit Tigers [exh]	0-0
M. 17	hl	4-7	Detroit Tigers [exh]	0-0
M. 24	hW	9-4	Clemson	1-0
M. 25	hW	6-2	Clemson	2-0
A. 1	hl	6-7	Auburn	2-1
A. 7	hW	10-3	Mercer	3-1
A. 8	hW	1-0	Mercer	4-1
A. 15	al	5-8	Auburn	4-2
A. 16	aW	5-4	Auburn	5-2
A. 20	hl	3-4	Harvard	5-3
A. 21	al	4-7	Tennessee (5)	5-4
A. 22	aW	8-4	Tennessee	6-4
A. 24	al	7-8	Georgetown	6-5
A. 25	al	3-5	Georgetown	6-6
A. 26	aW	13-1	Navy	7-6
A. 27	aW	8-3	Maryland	8-6
A. 28	al	5-6	Washington & Lee	8-7
A. 29	aW	4-3	Washington & Lee (10)	9-7
M. 5	hW	4-1	Tennessee	10-7
M. 6	hW	9-5	Tennessee	11-7
M. 12	hl	2-3	Washington & Lee	11-8
M. 13	hW	3-0	Washington & Lee	12-8
M. 18	hW	10-3	Oglethorpe	13-8
M. 19	hl	3-6	Oglethorpe	13-9
M. 20	hW	13-6	Oglethorpe	14-9

Home games at Grant Field

1923 (16-2-2)

Home: 12-2; Away: 3-0-1; Neutral: 1-0-1

M. 28	hW	7-3	Penn State	1-0
M. 29	hW	14-2	Penn State	2-0
M. 31	hl	2-3	Pennsylvania (11)	2-1
A. 5	hW	4-3	Maryland	3-1
A. 6	hW	1-0	Dartmouth (11)	4-1
A. 7	hW	3-2	Dartmouth (10)	5-1
A. 14	hl	3-7	Auburn	5-2
A. 18	hW	2-0	Florida	6-2
A. 21	hW	13-0	Florida	7-2
A. 23	al	2-2	Auburn (5)	7-2-1
A. 24	al	1-1	Auburn (6)	7-2-2
A. 25	aW	6-3	Alabama	8-2-2
A. 26	6W	11-2	Alabama	9-2-2
A. 27	aW	9-3	Mercer	10-2-2
A. 28	aW	9-2	Mercer	11-2-2
M. 5	hW	9-3	North Carolina	12-2-2
M. 11	hW	9-5	Kentucky	13-2-2
M. 12	hW	10-2	Kentucky	14-2-2
M. 18	hW	4-2	Oglethorpe	15-2-2
M. 19	hW	3-0	Oglethorpe	16-2-2
J. 9	hl	1-4	North Carolina [exh]	16-2-2

Home games at Grant Field

1924 (9-14)

Home: 6-7; Away: 3-6; Neutral: 0-1

M. 21	hl	2-4	Ohio State	0-1
M. 22	hW	6-3	Ohio State	1-1
M. 28	hl	3-7	Dartmouth	1-2
M. 29	4L	7-11	Dartmouth (7)	1-3
A. 5	aW	17-5	Auburn	2-3
A. 6	aW	2-0	Auburn	3-3
A. 13	hl	3-4	Notre Dame	3-4
A. 19	hW	2-1	Penn State (11)	4-4

A. 20	hW	5-0	Penn State	5-4
A. 25	al	4-5	N.C. State	5-5
A. 26	al	4-5	N.C. State	5-6
A. 28	al	4-8	Virginia	5-7
A. 29	aW	3-1	Virginia	6-7
M. 1	al	4-8	Pennsylvania	6-8
M. 2	al	1-4	Penn State	6-9
M. 3	al	0-6	Penn State	6-10
M. 6	hl	4-7	Virginia (11)	6-11
M. 7	hW	2-1	Virginia	7-11
M. 9	hl	6-8	Alabama (10)	7-12
M. 14	hW	7-6	Auburn	8-12
M. 15	hW	2-0	Auburn	9-12
M. 16	hl	0-1	Oglethorpe	9-13
M. 17	hl	1-5	Oglethorpe	9-14

Home games at Grant Field

1925 (14-7)

Home: 10-3; Away: 4-4; Neutral: 0-0

M. 20	hW	4-0	Clemson	1-0
M. 21	hW	6-0	Clemson	2-0
M. 27	hW	12-2	Furman	3-0
M. 28	hW	12-3	Furman	4-0
A. 3	hW	7-5	Dartmouth	5-0
A. 4	hl	0-1	Dartmouth	5-1
A. 11	hW	6-1	Notre Dame	6-1
A. 15	hW	21-4	Maryland	7-1
A. 17	aW	9-2	Alabama	8-1
A. 18	al	10-17	Alabama	8-2
A. 22	hW	8-7	Oglethorpe	9-2
A. 23	hl	1-4	Oglethorpe	9-3
A. 24	hW	25-2	Auburn	10-3
A. 25	aW	10-8	Auburn	11-3
A. 30	aW	4-3	Kentucky	12-3
M. 1	al	1-2	Vanderbilt	12-4
M. 2	aW	9-5	Vanderbilt	13-4
M. 8	al	0-4	Georgia	13-5
M. 9	al	3-7	Georgia	13-6
M. 15	hW	10-9	Georgia	14-6
M. 16	hl	4-6	Georgia	14-7

Home games at Grant Field

Tech lost exhibition to Atlanta Crackers.

1926 (21-4-1)

Home: 12-1-1; Away: 5-3; Neutral: 4-0

M. 19	hW	5-2	Clemson	1-0
M. 20	hl	5-6	Clemson (10)	1-1
M. 26	hW	10-1	Ohio State (7)	2-1
M. 27	hW	11-4	Ohio State	3-1
A. 2	hW	7-0	Notre Dame	4-1
A. 3	hW	12-4	Notre Dame	5-1
A. 9	hW	5-0	Auburn	6-1
A. 10	hW	13-7	Auburn	7-1
A. 14	hW	7-5	Alabama	8-1
A. 15	hl	8-8	Alabama (10)	8-1-1
A. 16	6W	12-6	Alabama	9-1-1
A. 17	6W	12-10	Alabama	10-1-1
A. 21	hW	8-4	Oglethorpe	11-1-1
A. 22	hW	7-3	Oglethorpe	12-1-1
A. 23	hW	13-3	Vanderbilt	13-1-1
A. 24	hW	10-6	Vanderbilt	14-1-1
A. 26	aW	10-5	North Carolina	15-1-1
A. 27	aW	11-3	North Carolina	16-1-1
A. 28	aW	10-2	N.C. State	17-1-1
A. 29	aW	7-5	N.C. State	18-1-1
A. 30	al	6-7	Virginia	18-2-1
M. 1	aW	7-6	Virginia	19-2-1
M. 7	al	1-2	Georgia	19-3-1
M. 8	al	3-5	Georgia	19-4-1
M. 14	2W	7-6	Georgia	20-4-1
M. 15	2W	4-3	Georgia	21-4-1

Home games at Grant Field

1927 (18-10)

Home: 14-3; Away: 3-3; Neutral: 1-4

M. 12	al	2-6	Atlanta Crackers [exh]	0-0
M. 18	hW	11-5	Clemson	1-0
M. 19	hW	10-1	Clemson	2-0
M. 25	hW	14-1	Ohio State	3-0
M. 26	hW	9-3	Ohio State	4-0
M. 28	hW	6-3	Washington & Lee	5-0
M. 29	hl	0-2	Washington & Lee	5-1
A. 1	hl	3-10	Mississippi A&M	5-2
A. 2	hl	5-7	Mississippi A&M	5-3
A. 8	6L	2-10	Auburn	5-4
A. 9	6L	5-7	Auburn	5-5
A. 11	hW	3	Kentucky	6-5
A. 12	hW	7-5	Kentucky	7-5
A. 15	hW	4-3	Oglethorpe	8-5
A. 16	hW	6-1	Oglethorpe	9-5
A. 20	hW	9-4	Alabama	10-5
A. 21	hW	7-6	Alabama	11-5
A. 22	al	5-8	Alabama	11-6
A. 23	aW	6-3	Alabama	12-6
A. 25	al	2-7	Vanderbilt	12-7
A. 26	aW	10-3	Vanderbilt	13-7

1934 (10-10, 8-9 SEC)

Home: 5-6; Away: 4-3; Neutral: 1-1

A 6	hW	10-4	Auburn	1-0
A 7	hL	4-7	Auburn	1-1
A 9	hW	3-2	Florida	2-1
A 10	hL	6-18	Florida (7)	2-2
A 13	aW	9-5	Alabama	3-2
A 14	aL	2-11	Alabama	3-3
A 16	aW	9-7	Vanderbilt	4-3
A 17	aW	5-3	Vanderbilt	5-3
A 20	hL	3-4	Alabama	5-4
A 21	hL	1-8	Alabama	5-5
A 23	hW	3-2	Oglethorpe	6-5
A 28	aL	0-1	Auburn	6-6
M 4	hW	9-7	Georgia	7-6
M 5	hL	3-4	Georgia	7-7
M 7	2W	7-4	Oglethorpe	8-7
M 8	2L	2-4	Oglethorpe	8-8
M 11	aW	9-8	Georgia (10)	9-8
M 12	aL	3-4	Georgia	9-9
M 18	hW	3-2	Vanderbilt	10-9
M 19	hL	5-6	Vanderbilt	10-10

1935 (7-6, 3-3 SEC)

Home: 4-2; Away: 2-3; Neutral: 1-1

A 2	aL	3-10	Alabama	0-1
A 5	aL	0-4	Clemson	0-2
A 17	hW	1-0	Cincinnati	1-2
A 18	2L	2-5	Oglethorpe	1-3
A 19	2W	6-1	Oglethorpe	2-3
A 22	aW	6-3	Auburn	3-3
A 23	aW	4-3	Auburn	4-3
A 26	hL	2-10	Clemson	4-4
A 27	hW	2-0	Clemson	5-4
A 27	hW	6-1	Clemson	6-4
M 3	hW	9-8	Georgia	7-4
M 4	aL	2-8	Georgia	7-5
M 11	hL	1-4	Georgia	7-6

1936 (no team)

1937 (4-7, 4-7 SEC)

Home: 2-3; Away: 2-4; Neutral: 0-0

A 7	hL	2-3	Auburn	0-1
A 16	aL	10-11	Florida	0-2
A 17	hL	4-5	Florida	0-3
A 26	hL	1-7	Alabama	0-4
A 27	hL	1-3	Alabama	0-5
M 1	aL	5-6	Auburn	0-6
M 1	aW	3-2	Auburn (7)	1-6
M 7	hW	5-4	Georgia (12)	2-6
M 8	aL	8-13	Georgia	2-7
M 14	aW	16-11	Georgia	3-7
M 15	hW	6-5	Georgia (10)	4-7

1938 (7-10, 5-8 SEC)

Home: 6-4; Away: 1-6; Neutral: 0-0

A 13	hL	4-7	Florida	0-1
A 14	hL	1-11	Florida	0-2
A 15	hW	7-2	Vanderbilt	1-2
A 16	hW	4-0	Vanderbilt	2-2
A 22	hW	7-2	South Carolina	3-2
A 23	hL	2-3	South Carolina	3-3
A 27	aL	3-6	Alabama	3-4
A 28	aL	3-9	Alabama	3-5
A 29	aW	9-6	Auburn	4-5
A 30	aL	2-9	Auburn	4-6
M 6	aL	3-8	Vanderbilt	4-7
M 11	hW	6-2	Auburn	5-7
M 12	hW	5-4	Auburn	6-7
M 13	aL	8-10	Georgia	6-8
M 14	hL	4-6	Georgia	6-9
M 20	hW	9-4	Georgia	7-9
M 21	aL	5-6	Georgia	7-10

1939 (7-10, 3-9 SEC)

Home: 5-3; Away: 2-7; Neutral: 0-0

A 7	aL	2-14	Florida (7)	0-1
A 8	aL	3-5	Florida	0-2
A 14	aL	2-5	Auburn	0-3
A 15	aL	4-11	Auburn	0-4
A 17	aL	3-12	Vanderbilt	0-5
A 18	aW	7-3	Vanderbilt	1-5
A 21	aL	7-9	South Carolina	1-6
A 22	aW	12-4	South Carolina	2-6
A 28	hL	4-10	Vanderbilt	2-7
M 1	hL	2-11	Auburn	2-8
M 2	hW	5-4	Auburn	3-8
M 5	hW	8-4	Pensacola NAS	4-8
M 6	hW	7-6	Pensacola NAS	5-8
M 9	hW	10-4	Presbyterian	6-8
M 12	hW	9-3	Georgia	7-8
M 19	aL	0-3	Georgia	7-9
M 20	hL	2-11	Georgia	7-10

Roy Mundorff

26-36-1 (.421)

1940 (5-10-1, 5-9-1 SEC)

Home: 5-6; Away: 0-4-1; Neutral: 0-0

M 29	hL	3-4	Presbyterian	0-1
A 5	hW	4-2	Auburn	1-1
A 6	hL	1-7	Auburn	1-2
A 8	hL	5-9	Tennessee	1-3
A 9	hW	8-0	Tennessee	2-3
A 12	aL	1-1	Florida (6)	2-3-1
A 13	aL	1-7	Florida	2-4-1
A 20	aL	0-2	Auburn	2-5-1
A 26	hW	6-0	Vanderbilt	3-5-1
A 27	hW	7-5	Vanderbilt	4-5-1
M 3	aL	2-5	Georgia	4-6-1
M 4	hL	3-4	Georgia	4-7-1
M 6	hW	9-8	Florida	5-7-1
M 7	hL	5-8	Florida	5-8-1
M 10	hL	3-4	Georgia	5-9-1
M 11	aL	3-11	Georgia	5-10-1

1941 (10-8, 10-8 SEC)

Home: 4-6; Away: 6-2; Neutral: 0-0

A 4	hW	9-4	Tennessee	1-0
A 5	hW	16-6	Tennessee	2-0
A 9	aW	8-7	Vanderbilt	3-0
A 10	aW	11-4	Vanderbilt	4-0
A 11	aW	12-5	Kentucky	5-0
A 12	aW	—	Kentucky	6-0
A 16	aW	5-3	Auburn	7-0
A 17	aW	7-4	Auburn	8-0
A 23	hL	3-5	Florida	8-1
A 24	hW	4-1	Florida	9-1
A 25	hW	7-5	Vanderbilt	10-1
A 26	hL	4-7	Vanderbilt	10-2
A 28	hL	6-9	Auburn	10-3
A 29	hL	3-7	Auburn	10-4
M 2	hL	7-9	Georgia	10-5
M 3	aL	5-20	Georgia	10-6
M 9	aL	2-5	Georgia	10-7
M 10	hL	7-9	Georgia	10-8

1942 (8-10, 7-7 SEC)

Home: 7-3; Away: 1-7; Neutral: 0-0

A 3	hW	9-6	Presbyterian	1-0
A 4	hL	4-14	Presbyterian	1-1
A 6	hW	10-7	Kentucky	2-1
A 7	hW	6-5	Kentucky	3-1
A 10	aL	1-7	Auburn	3-2
A 11	aL	4-8	Auburn	3-3
A 17	hW	8-1	Vanderbilt	4-3
A 18	hW	6-4	Vanderbilt	5-3
A 20	hW	15-10	Auburn	6-3
A 21	hL	9-11	Auburn	6-4
A 24	aW	10-7	Vanderbilt	7-4

Tech in the Final Polls

Year	CB	BA	USA
1965	8	—	—
1967	16	—	—
1971	10	—	—
1985	17	—	—
1986	17	18	—
1987	25	13	—
1988	29	23	—
1991	26	—	—
1992	24	22	19
1993	13	8	9
1994	2	2	2
1996	18	22	20
1997	10	17	11
1998	15	19	20
2000	10	6	10
2001	—	—	21
2002	5	8	5
2003	14	17	16
2004	11	10	12
2005	10	10	10
2006	8	7	7
2007	—	—	—
2008	24	—	24
2009	18	20	18
2010	17	18	17

A 25	aL	7-10	Vanderbilt	7-5
A 29	aL	5-19	Georgia	7-6
M 1	hL	1-5	Georgia	7-7
M 2	aL	0-13	Georgia	7-8
M 5	hW	7-4	Georgia	8-8
M 8	aL	2-5	Pensacola NAS	8-9
M 9	aL	6-7	Pensacola NAS (10)	8-10

1943 (3-8, 2-5 SEC)

Home: 1-3; Away: 2-5; Neutral: 0-0

A 7	aL	3-10	Fort Benning	0-1
A 9	hL	1-10	Alabama	0-2
A 16	aL	1-2	Vanderbilt (6)	0-3
A 17	aL	2-3	Vanderbilt (11)	0-4
A 24	hL	4-5	Clemson	0-5
A 30	hW	8-0	Vanderbilt	1-5
M 1	hL	2-8	Vanderbilt	1-6
M 7	aW	14-6	Clemson	2-6
M 8	aL	10-11	Clemson	2-7
M 14	aW	15-4	Alabama	3-7
M 15	aL	2-6	Alabama	3-8

1944-45 (no teams)

Joe Pittard
169-173-7 (.497)

1946 (10-2, 0-0 SEC)

Home: 6-1; Away: 3-1; Neutral: 1-0

J 31	hW	12-4	Dorch's Bakery	1-0
A 2	hW	4-0	Covington Mills	2-0
A 6	hW	2-1	Georgia	3-0
A 9	aW	14-6	Georgia	4-0
A 13	hW	8-2	North Georgia Coll.	5-0
A 14	aW	22-7	Georgia	6-0
A 16	hW	9-3	Georgia	7-0
A 21	hW	14-4	North Georgia Coll.	8-0
A 24	aW	11-9	Covington Mills	9-0
A 25	25W	10-9	Chicopee Mills	10-0
A 27	aL	2-3	Marietta	10-1
A 29	hL	1-6	Covington Mills	10-2

Season played in July and August

1947 (7-6, 6-6 SEC)

Home: 4-3; Away: 3-3; Neutral: 0-0

M 6	hW	8-7	Ga. Teachers Coll.	1-0
M 9	aL	8-10	Vanderbilt	1-1
M 10	aW	6-5	Vanderbilt	2-1
M 16	aW	6-4	Georgia	3-1
M 17	hL	2-11	Georgia	3-2
M 19	aL	4-8	Auburn	3-3
M 20	aL	4-7	Auburn	3-4
M 23	hW	8-5	Vanderbilt	4-4
M 24	hL	5-10	Vanderbilt	4-5
M 26	hW	12-2	Auburn	5-5
M 27	hL	5-14	Auburn	5-6
M 30	hW	8-7	Georgia	6-6
M 31	aW	18-5	Georgia	7-6

1948 (11-9, 11-7 SEC)

Home: 8-2; Away: 3-5; Neutral: 0-2

A 2	hW	8-6	Vanderbilt	1-0
A 3	hW	8-6	Vanderbilt	2-0
A 14	hW	9-1	Tennessee	3-0
A 15	hW	9-7	Tennessee	4-0
A 16	aL	4-17	Auburn	4-1
A 17	aW	10-8	Auburn	5-1
A 23	aW	14-8	Tennessee	6-1
A 24	aL	4-8	Tennessee	6-2
A 30	hL	5-8	Kentucky	6-3
M 1	hW	18-6	Kentucky	7-3
M 8	aL	4-5	Kentucky	7-4
M 8	aW	12-8	Kentucky	8-4
M 14	hL	9-11	Georgia	8-5
M 15	hW	14-10	Georgia	9-5
M 17	hW	13-8	Auburn	10-5
M 18	hW	12-6	Auburn	11-5
M 21	aL	11-13	Georgia	11-6
M 22	aL	3-8	Georgia	11-7
J 10	36L	0-15	North Carolina*	11-8
J 11	36L	2-3	G. Washington (11)*	11-9

*Southern Championship (NCAA play-in)

1949 (10-14, 9-11 SEC)

Home: 6-6; Away: 4-8; Neutral: 0-0

M 21	aW	13-9	Rollins	1-0
M 22	aL	8-10	Rollins	1-1
M 23	aL	1-6	Florida	1-2
M 24	aL	1-11	Florida	1-3
M 25	hL	5-9	Michigan State	1-4
M 26	hL	2-7	Michigan State	1-5
A 8	hL	7-14	Kentucky	1-6

A 9	hL	8-9	Kentucky	1-7
A 13	hW	9-4	Tennessee	2-7
A 14	hW	19-16	Tennessee	3-7
A 15	hL	8-12	Auburn	3-8
A 16	hW	5-3	Auburn	4-8
A 20	aW	5-3	Tennessee	5-8
A 21	aL	8-9	Tennessee	5-9
A 25	aW	8-2	Auburn	6-9
A 26	aL	3-4	Auburn	6-10
A 29	hL	3-6	Florida	6-11
A 30	hW	11-1	Florida	7-11
M 6	aW	18-13	Kentucky	8-11
M 7	aL	1-9	Kentucky	8-12
M 13	aL	6-7	Georgia	8-13
M 14	hW	9-8	Georgia	9-13
M 20	hW	8-7	Georgia	10-13
M 21	aL	7-8	Georgia	10-14

1950 (7-11, 7-11 SEC)

Home: 4-5; Away: 3-6; Neutral: 0-0

M 31	hL	3-5	Vanderbilt	0-1
A 1	hW	13-9	Vanderbilt	1-1
A 5	hL	6-10	Kentucky	1-2
A 6	hL	9-14	Kentucky	1-3
A 12	hW	6-3	Tennessee	2-3

All-Time Scores

1957 (18-8-1, 13-3 SEC)

Home: 8-5; Away: 10-3; Neutral: 0-0-1

M. 18	aW	9-2	Stetson	1-0
M. 19	aW	9-3	Stetson	2-0
M. 20	7T	5-5	Ohio State	2-0-1
M. 21	aL	3-5	Rollins	2-1-1
M. 22	aW	12-1	Florida	3-1-1
M. 23	aW	10-1	Florida	4-1-1
M. 23	aW	8-2	Florida	5-1-1
M. 29	hW	6-4	Wake Forest	6-1-1
M. 30	hL	7-8	Wake Forest	6-2-1
A. 5	hW	6-5	Kentucky	7-2-1
A. 6	hW	13-4	Kentucky	8-2-1
A. 6	hW	9-7	Kentucky	9-2-1
A. 12	hW	10-0	Georgia	10-2-1
A. 13	hL	3-4	Georgia (12)	10-3-1
A. 19	aW	14-0	Tennessee	11-3-1
A. 20	aW	7-2	Tennessee	12-3-1
A. 20	aW	12-7	Tennessee	13-3-1
A. 26	hW	2-1	Auburn	14-3-1
A. 27	hL	2-3	Auburn	14-4-1
A. 27	hW	8-7	Auburn	15-4-1
M. 3	aW	3-0	Georgia	16-4-1
M. 4	al	0-8	Georgia	16-5-1
M. 6	hL	0-5	Clemson	16-6-1
M. 7	al	6-7	Clemson (10)	16-7-1
M. 9	aW+	5-4	Alabama	17-7-1
M. 10	hL+	10-11	Alabama	17-8-1
M. 13	hW+	10-1	Alabama	18-8-1

+SEC Playoff

Tech lost exhibition to Atlanta Crackers.

1958 (7-17, 5-12 SEC)

Home: 5-5; Away: 2-12; Neutral: 0-0

M. 17	al	3-5	Stetson	0-1
M. 18	aW	14-4	Stetson	1-1
M. 19	al	1-8	Florida Southern	1-2
M. 20	al	3-9	Florida Southern	1-3
M. 21	al	6-7	Miami	1-4
M. 22	al	4-7	Miami	1-5
M. 28	hW	5-4	Tennessee (11)	2-5
M. 29	hW	7-2	Tennessee	3-5
M. 29	hW	11-5	Tennessee	4-5
A. 4	hL	4-6	Florida	4-6
A. 5	hL	0-3	Florida	4-7
A. 8	hW	8-1	Clemson	5-7
A. 11	al	11-14	Auburn	5-8
A. 12	al	3-11	Auburn	5-9
A. 18	hL	2-3	Auburn (12)	5-10
A. 19	hL	0-15	Auburn	5-11
A. 23	al	4-7	Georgia	5-12
A. 25	aW	3-2	Kentucky	6-12
A. 26	al	5-7	Kentucky	6-13
M. 2	al	3-4	Florida (10)	6-14
M. 3	al	1-3	Florida	6-15
M. 7	al	4-7	Georgia	6-16
M. 9	hL	5-7	Georgia	6-17
M. 10	hW	12-11	Georgia	7-17

1959 (17-9-2, 11-4 SEC)

Home: 8-3; Away: 6-4-1; Neutral: 3-2-1

M. 23	al#	3-4	Miami	0-1
M. 24	8W#	4-0	Yale	1-1
M. 25	al#	2-2	Miami	1-1-1
M. 25	8T#	4-4	Yale	1-1-2
M. 26	aW#	15-3	Miami	2-1-2
M. 27	aW#	8-5	Yale	3-1-2
M. 27	8W#	4-0	Miami	4-1-2
M. 31	hW	11-3	Vanderbilt	5-1-2
A. 3	al	1-10	Florida	5-2-2
A. 4	aW	12-4	Florida	6-2-2
A. 10	aW	7-2	Auburn	7-2-2
A. 11	al	4-9	Auburn	7-3-2
A. 15	aW	4-3	Georgia	8-3-2
A. 17	hW	5-1	Auburn	9-3-2
A. 24	hL	1-4	Kentucky	9-4-2
A. 25	hW	5-4	Kentucky	10-4-2
A. 25	hW	15-1	Kentucky	11-4-2
M. 1	hW	2-1	Florida	12-4-2
M. 2	hW	17-8	Florida	13-4-2
M. 6	al	3-4	Georgia	13-5-2
M. 8	hW	6-2	Georgia	14-5-2
M. 9	hW	12-7	Georgia	15-5-2
M. 18	aW+	4-3	Mississippi	16-5-2
M. 19	hL+	5-8	Mississippi	16-6-2
M. 20	hL+	7-11	Mississippi	16-7-2
J. 4	9L*	6-9	Clemson	16-8-2
J. 5	9W*	7-2	Geo. Washington	17-8-2
J. 6	9L*	9-16	Florida State	17-9-2

*Miami Sports Carnival

+SEC Playoff

*NCAA District 3 Playoffs

1960 (14-11, 9-7 SEC)

Home: 6-4; Away: 6-7; Neutral: 2-0

M. 21	aW	12-3	Stetson	1-0
M. 22	aW	9-8	Stetson	2-0
M. 24	8W	13-0	Army	3-0
M. 24	al	1-5	Miami	3-1
M. 25	8W	5-2	Army	4-1
M. 26	al	3-4	Miami	4-2
M. 31	al	0-10	Clemson	4-3
A. 1	hW	3-2	Auburn	5-3
A. 2	hL	4-5	Auburn	5-4
A. 8	hL	10-11	Kentucky	5-5
A. 9	hW	4-3	Kentucky	6-5
A. 11	hW	17-6	Tennessee	7-5
A. 12	hW	6-1	Tennessee	8-5
A. 15	hL	3-11	Florida	8-6
A. 16	hL	8-14	Florida	8-7
A. 22	aW	7-6	Auburn	9-7
A. 23	aW	12-0	Auburn	10-7
A. 25	aW	14-4	Vanderbilt	11-7
A. 29	hW	9-0	Georgia	12-7
M. 3	hW	12-2	Mercer	13-7
M. 6	aW	5-2	Florida	14-7
M. 7	al	4-5	Florida	14-8
M. 10	al	7-9	Mercer	14-9
M. 13	al	4-9	Georgia	14-10
M. 14	al	8-11	Georgia	14-11

1961 (6-16-2, 6-11 SEC)

Home: 3-5; Away: 3-10-1; Neutral: 0-1-1

M. 20	al	1-4	Stetson	0-1
M. 21	al	2-10	Stetson	0-2
M. 23	8T	2-2	Army	0-2-1
M. 23	al	3-10	Miami	0-3-1
M. 24	8L	6-7	Army (7)	0-4-1
M. 25	aT	5-5	Miami	0-4-2
M. 27	hW	8-5	Vanderbilt	1-4-2
A. 1	hL	6-7	Auburn	1-5-2
A. 1	hL	10-12	Auburn (7)	1-6-2
A. 7	al	6-14	Georgia	1-7-2
A. 8	aW	6-5	Georgia	2-7-2
A. 14	al	3-5	Florida	2-8-2
A. 15	al	0-11	Florida	2-9-2
A. 19	hL	5-12	Georgia (7)	2-10-2
A. 19	hW	6-2	Georgia (7)	3-10-2
A. 21	al	13-24	Auburn	3-11-2
A. 22	al	5-9	Auburn	3-12-2
A. 26	aW	12-7	Tennessee	4-12-2
A. 27	aW	8-1	Tennessee	5-12-2
A. 28	al	15-16	Kentucky (10)	5-13-2
A. 29	al	0-15	Kentucky (7)	5-14-2
M. 2	hL	5-15	Clemson	5-15-2
M. 5	hW	2-1	Florida	6-15-2
M. 6	hL	1-12	Florida	6-16-2

Jim Luck
320-280-5 (.533)

1962 (8-16, 6-11 SEC)

Home: 5-6; Away: 3-10; Neutral: 0-0

M. 19	al	4-10	Florida State	0-1
M. 20	al	8-9	Florida State	0-2
M. 21	al	6-7	Florida State (10)	0-3
M. 23	al	1-9	Auburn	0-4
M. 24	al	2-3	Auburn	0-5
M. 27	al	0-11	Georgia	0-6
M. 30	hL	6-8	Auburn	0-7
A. 4	hW	9-4	Tennessee	1-7
A. 5	hW	5-4	Tennessee	2-7
A. 7	hL	3-4	Kentucky (8)	2-8
A. 7	hW	6-4	Kentucky (7)	3-8
A. 13	hL	1-12	Florida	3-9
A. 14	hL	5-9	Florida	3-10
A. 18	al	6-7	Georgia	3-11
A. 21	hL	6-9	Clemson	3-12
A. 21	hL	4-18	Clemson (7)	3-13
A. 24	al	1-2	Georgia	3-14
A. 27	aW	12-1	Vanderbilt	4-14
A. 28	aW	11-9	Vanderbilt	5-14
M. 1	hW	8-7	Georgia	6-14
M. 4	al	4-15	Florida	6-15
M. 5	al	2-7	Florida	6-16
M. 8	hW	12-2	Mercer	6-17
M. 12	aW	2-1	Mercer	6-18

1963 (9-18, 4-13 SEC)

Home: 3-9; Away: 5-8; Neutral: 1-1

M. 18	al	5-7	Florida Southern	0-1
M. 19	7W	9-8	Ohio State	1-1
M. 20	7L	0-5	Ohio State	1-2
M. 21	aW	5-0	Rollins	2-2
M. 22	al	5-12	Florida	2-3
M. 23	al	2-14	Florida	2-4



The 1959 YELLOW JACKETS were the first Georgia Tech baseball team to reach the NCAA Playoffs. Led by pitcher Bud Blemker and outfielder Roger Kaiser, Tech finished the season with a 17-9-2 record.

M. 27	hL	4-6	Clemson	2-5
M. 29	hL	3-11	Auburn	2-6
M. 30	hL	3-5	Auburn	2-7
A. 3	aW	10-8	Clemson	3-7
A. 5	hL	8-9	Vanderbilt	3-8
A. 9	al	4-0	Auburn	3-9
A. 10	al	4-6	Auburn	3-10
A. 12	hL	3-6	North Carolina	3-11
A. 13	hL	6-15	Georgia	3-12
A. 16	al	2-4	Georgia	3-13
A. 19	hL	8-11	Florida	3-14
A. 20	hW	7-2	Florida	4-14
A. 24	al	10-13	Kentucky	4-15
A. 25	aW	5-3	Kentucky	5-15
A. 26	aW	4-2	Tennessee	6-15
A. 27	aW	7-6	Tennessee	7-15
M. 3	hL	0-5	Georgia	7-16
A. 4	al	8-12	Georgia	7-17
M. 14	hW	5-0	Mercer	8-17
M. 16	hL	5-10	Florida State (7)	8-18
M. 16	hW	5-4	Florida State (7)	9-18

1964 (9-15, 3-10 SEC)

Home: 6-7; Away: 1-8; Neutral: 2-0

M. 23	al#	0-5	Florida State	0-1
M. 24	al#	2-3	Florida State	0-2
M. 25	10W#	7-4	N.E. Louisiana State	1-2
M. 26	10W#	3-2	N.E. Louisiana State	2-2
M. 27	al	1-2	Florida	2-3
A. 2	al	1-2	Georgia	2-4
A. 3	hW	6-3	Furman	3-4
A. 4	hL	4-3	Furman	4-4
A. 9	hL	1-7	Morehead State	4-5
A. 10	hL	4-10	Auburn	4-6
A. 11	hL	6-8	Auburn	4-7
A. 14	al	4-22	Clemson	4-8
A. 17	hL	3-17	Florida	4-9
A. 18	hW	4-2	Florida	5-9
A. 21	hL	1-14	Florida State	5-10
A. 24	al	0-1	Vanderbilt	5-11
A. 25	aW	2-1	Vanderbilt	6-11
A. 29	hW	4-3	Tennessee	7-11
A. 30	hL	3-4	Tennessee	7-12
M. 5	hL	0-4	Georgia	7-13
M. 8	al	1-5	Auburn	7-14
M. 9	al	2-10	Auburn	7-15
M. 12	hW	9-7	Mercer	8-15
M. 14	hW	4-3	Clemson	9-15

#Florida State Invitational

1965 (20-8-2)

Home: 12-3-1; Away: 7-5-1; Neutral: 1-0

M. 22	aW	5-3	Jacksonville	1-0
M. 23	aW	8-1	Jacksonville	2-0
M. 24	al	6-4	Rollins	3-0
M. 25	aW	10-5	Rollins	4-0
M. 26	7W	15-2	Milligan	4-0
M. 27	aW	11-1	Stetson	6-0
M. 30	hW	8-5	William Jewell	7-0
M. 31	hW	1-0	William Jewell	8-0
A. 1	al	1-10	Georgia	8-1
A. 3	al	2-4	Clemson	8-2
A. 3	aT	6-6	Clemson	8-2-1
A. 6	hL	4-12	Georgia	8-3-1
A. 9	al	3-12	Auburn	8-4-1
A. 10	al	0-4	Auburn	8-5-1
A. 12	hL	1-5	Miami	8-6-1
A. 13	hL	1-2	Miami	8-7-1
A. 16	hW	3-0	North Carolina	9-7-1
A. 17	hW	6-5	North Carolina	10-7-1
A. 19	hW	6-3	Xavier	11-7-1
A. 20	hW	3-1	Georgia	12-7-1
A. 28	hW	12-5	Florida	13-7-1
A. 29	hW	4-3	Florida	14-7-1
M. 1	aW	2-0	Furman	15-7-1

M. 4	al	5-10	Georgia	15-8-1
M. 7	hW	5-4	Auburn	16-8-1
M. 8	hW	13-5	Auburn	17-8-1
M. 11	hT	4-4	Clemson	17-8-2
M. 12	hW	11-5	Mercer	18-8-2
M. 14	hW	7-1	Berry	19-8-2
M. 15	aW	6-2	Mercer	20-8-2



Georgia Tech's 1971 TEAM posted a 31-6 overall record and advanced to the finals of the NCAA District 3 Playoffs under the direction of head coach Jim Luck.

1969 (16-12)

Home: 12-8; Away: 3-4; Neutral: 1-0

M. 22	hW	12-7	Furman	1-0
M. 24	hW	18-2	Hillsdale	2-0
M. 25	hW	11-0	Hillsdale	3-0
M. 26	hL	6-10	Milligan	3-1
M. 27	hW	10-9	Milligan (13)	4-1
M. 28	hL	5-6	Bowling Green (11)	4-2
M. 29	hW	15-1	DePauw	5-2
M. 31	hW	18-5	William & Mary	6-2
A. 2	hW	17-1	Olivet	7-2
A. 3	hW	7-5	West Liberty	8-2
A. 4	hL	4-6	Tulane	8-3
A. 7	hW	8-1	William Jewell	9-3
A. 8	hL	6-10	North Carolina	9-4
A. 9	hW	2-1	William Jewell	10-4
A. 12	al	5-8	UT-Chattanooga	10-5
A. 14	al	4-3	Clemson	11-5
A. 19	hW	9-0	UT-Chattanooga	12-5
A. 24	al	8-5	Furman	13-5
A. 25	hL	2-3	Jacksonville	13-6
A. 26	hL	0-3	Jacksonville	13-7
A. 28	al	1-3	Georgia	13-8
M. 2	al	1-2	Florida State	13-9
M. 3	al	8-5	Florida State	14-9
M. 5	hL	4-5	Stetson (10)	14-10
M. 6	hL	2-6	Stetson	14-11
M. 12	11W	9-2	Georgia	15-11
M. 13	hW	1-0	Georgia	16-11
M. 14	al	0-1	Berry	16-12

1970 (17-7-1)

Home: 15-4-1; Away: 2-2; Neutral: 0-1

M. 23	hL	0-5	Northwestern	0-1
M. 24	hW	1-0	Northwestern	1-1
M. 25	hL	7-8	Alma College	1-2
M. 26	hW	10-1	Alma College	2-2
M. 27	hW	6-2	Indiana Central	3-2
M. 28	hW	2-0	Indiana Central	4-2
M. 30	hW	8-4	Milligan	5-2
M. 31	hT	0-0	Milligan	5-2-1
A. 1	hW	3-1	William Jewell	6-2-1
A. 2	hW	10-8	William Jewell	7-2-1
A. 4	hW	5-2	Olivet	8-2-1
A. 7	al	6-17	Clemson	8-3-1
A. 10	hW	3-2	Erskine	9-3-1
A. 11	hW	4-3	Erskine	10-3-1
A. 14	al	11-6	Georgia	11-3-1
A. 16	hW	9-3	Furman	12-3-1
A. 18	hW	7-2	East Tenn. State	13-3-1
A. 21	hW	4-3	Georgia	14-3-1
A. 28	al	1-3	Georgia	14-4-1
M. 4	11L	2-7	Georgia (11)	14-5-1
M. 7	hW	7-1	Clemson	15-5-1
M. 8	hW	4-1	Middle Tenn. St.	16-5-1
M. 12	al	3-0	Mercer	17-5-1
M. 14	hL	4-7	Berry	17-6-1
M. 15	hL	5-9	Mercer	17-7-1

1971 (31-6)

Home: 24-2; Away: 3-2; Neutral: 4-2

M. 20	hW	7-2	Bowling Green	1-0
M. 21	hW	11-8	Earlham	2-0
M. 22	hW	9-2	DePauw	3-0
M. 22	hW	4-3	Earlham	4-0
M. 23	hW	3-1	Earlham	5-0
M. 24	hW	6-3	Tennessee	6-0
M. 26	hL	3-11	Cleveland State	6-1
M. 27	hW	8-0	Cleveland State	7-1
M. 28	hW	3-2	North Carolina	8-1
M. 29	hW	3-0	Milligan	9-1
M. 30	hW	2-1	Milligan	10-1
M. 31	hW	11-0	Wake Forest	11-1
A. 2	hW	8-7	Erskine	12-1
A. 3	hW	2-0	Erskine	13-1
A. 5	hW	5-0	Hillsdale	14-1

1972 (21-10)

Home: 18-6; Away: 2-4; Neutral: 1-0

M. 19	hL	2-7	North Carolina	0-1
M. 20	hW	18-1	Earlham	1-1
M. 21	hW	7-2	Earlham	2-1
M. 22	hL	1-13	Ohio University	2-2
M. 23	hW	21-10	Duke	3-2
M. 24	hW	20-1	Duke	4-2
M. 26	hW	5-2	Middle Tenn. State	5-2
M. 27	hW	8-6	Milligan	6-2
M. 28	hW	7-6	Milligan	7-2
A. 1	hW	2-0	Erskine (7)	8-2
A. 1	hW	4-0	Erskine (7)	9-2
A. 3	hW	9-3	Hillsdale	10-2
A. 4	hW	6-5	Hillsdale	11-2
A. 5	hL	6-7	Wake Forest	11-3
A. 6	hW	8-5	Wake Forest	12-3
A. 9	al	0-1	Clemson	12-4
A. 14	hL	2-3	Memphis State	12-5
A. 15	hL	3-22	Memphis State	12-6
A. 19	al	1-3	Georgia	12-7
A. 21	hL	2-6	Jacksonville	12-8
A. 25	hW	6-5	Georgia	13-8
A. 27	hW	9-2	Georgia State	14-8
A. 29	al	2-4	Florida State	14-9
A. 30	al	3-8	Florida State	14-10
M. 5	hW	4-0	Mercer	15-10
M. 7	11W	2-1	Georgia (10)	16-10
M. 8	al	13-10	Georgia State	17-10
M. 11	al	5-0	Mercer	18-10
M. 12	hW	5-4	South Carolina	19-10
M. 19	hW	4-2	Georgia Southern	20-10
M. 20	hW	3-2	Georgia Southern	21-10

1973 (20-6-2)

Home: 16-4-1; Away: 3-2-1; Neutral: 1-0

M. 22	hW	13-4	DePauw	1-0
M. 23	hW	13-6	Cleveland State	2-0
M. 24	hW	12-5	Hillsdale	3-0
M. 24	hL	1-2	Bowling Green	3-1
M. 26	hW	2-1	Yale	4-1
M. 27	hW	3-2	Yale	5-1
M. 28	al	4-1	UT-Chattanooga	6-1
M. 30	hW	3-1	Milligan	7-1
A. 2	hL	4-6	Virginia	7-2
A. 3	hT	11-11	Virginia	7-2-1
A. 6	hW	4-2	Erskine	8-2-1
A. 9	hW	10-3	Stetson	9-2-1
A. 10	hW	4-2	Stetson	10-2-1
A. 13	hW	7-1	Tulane	11-2-1
A. 14	hW	3-2	Tulane	12-2-1
A. 19	hW	8-2	Old Dominion	13-2-1

1974 (20-17)

Home: 20-9; Away: 0-6; Neutral: 0-2

M. 4	hL	6-14	Virginia	0-1
M. 5	hW	4-2	Virginia	1-1
M. 6	hW	8-3	Virginia	2-1
M. 9	hW	10-2	Olivet	3-1
M. 9	hW	1-0	Olivet	4-1
M. 10	hL	5-7	Maryland	4-2
M. 11	hW	15-9	West Georgia	5-2
M. 22	hW	8-0	Earlham	6-2
M. 22	hL	3-7	Cleveland State	6-3
M. 23	hW	7-1	Hillsdale	7-3
M. 23	hL	2-3	Bowling Green	7-4
M. 24	hW	5-3	Western Michigan	8-4
M. 30	hW	10-4	Hillsdale	9-4
M. 31	hW	7-5	Harvard	10-4
A. 3	hW	11-7	Clemson	11-4
A. 5	hW	12-4	Erskine	12-4
A. 6	hW	15-10	Erskine	13-4
A. 7	al	5-10	Georgia Southern	13-5
A. 9	al	3-12	Clemson	13-6
A. 10	hW	6-1	Old Dominion	14-6
A. 13	al	2-4	South Carolina	14-7
A. 13	al	1-4	South Carolina	14-8
A. 15	hW	9-0	UT-Chattanooga	15-8
A. 17	al	8-10	Clemson	15-9
A. 19	hL	3-7	Stetson	15-10
A. 20	hW	18-5	Stetson	16-10
A. 23	al	11-16	Georgia	16-11
A. 25	hW	13-12	Kentucky	17-11
A. 27	hL	5-10	Western Carolina	17-12
A. 28	hW	10-6	Western Carolina	18-12
A. 30	hW	10-9	Georgia	19-12
M. 2	hL	12-13	West Georgia	19-13
M. 6	hW	7-4	Mercer	20-13
M. 11	hL	3-6	South Carolina	20-14
M. 11	hL	1-12	South Carolina	20-15
M. 12	11L	3-5	Georgia	20-16
M. 15	12L	7-11	Auburn	20-17

1975 (12-17)

Home: 11-11; Away: 0-5; Neutral: 1-1

M. 9	hW	14-7	Marietta (Ohio)	1-0
M. 20	hW	22-7	Earlham	2-0
M. 21	hW	41-0	Earlham	3-0
M. 22	hW	11-1	Olivet	4-0
M. 22	hW	10-1	Olivet	5-0
M. 23	hW	6-4	Cleveland State	6-0
M. 25	hL	1-10	Cleveland State	6-1
M. 26	hL	4-5	Old Dominion	6-2
M. 27	al	0-1	Mercer	6-3
M. 28	al	2-3	West Georgia	6-4
M. 29	hW	12-2	Hillsdale	7-4
M. 29	hW	11-5	Anderson College	8-4
M. 31	hW	3-1	Erskine	9-4
A. 1	hW	11-2	Erskine	10-4
A. 5	hW	10-7	Hillsdale	11-4
A. 5	hL	4-9	Milligan	11-5
A. 8	hL	3-10	Clemson	11-6
A. 12	al	0-11	Florida State	11-7
A. 13	al	3-9	Florida State	11-8
A. 22	hL	3-18	Clemson	11-9
A. 23	hL	1-5	Georgia	11-10

1976 (12-22)

Home: 12-14; Away: 0-4; Neutral: 0-4

M. 7	hL	7-9	Virginia	0-1
M. 7	hW	3-2	Virginia	1-1
M. 8	hL	4-10	Olivet	1-2
M. 8	hW	7-0	Olivet	2-2
M. 11	hL	3-5	Old Dominion	2-3
M. 12	hL	1-5	Mercer	2-4
M. 22	hL	6-11	Cleveland State	2-5
M. 23	hW	5-1	Milligan	3-5
M. 24	hW	10-7	Cleveland State	4-5
M. 26	hW	11-9	Erskine	5-5
M. 27	hW	13-4	Hillsdale	6-5
M. 27	hW	4-3	Hope College	7-5
A. 2	hW	12-3	Northwood Institute	8-5
A. 3	hW	2-1	Hillsdale	9-5
A. 3	hL	5-10	Troy State	9-6
A. 5	hL	3-12	Clemson	9-7
A. 8	hL	2-15	West Georgia	9-8
A. 10	hW	14-10	Western Carolina	10-8
A. 11	hW	9-0	Western Carolina	11-8
A. 12	hL	10-12	Clemson	11-9
A. 16	hL	2-10	UNC-Wilmington	11-10
A. 17	hL	3-6	UNC-Wilmington	11-11
A. 20	hL	7-20	Georgia	11-12
A. 23	al	6-8	Mercer	11-13
A. 24	hL	1-3	USC-Aiken	11-14
A. 27	al	3-6	South Carolina	11-15
A. 27	al	0-8	South Carolina	11-16
M. 2	hL	6-18	Florida State	11-17
M. 2	hW	4-3	Florida State	12-17
M. 5	al	1-4	Georgia	12-18
M. 10	11L	5-6	Georgia	12-19
M. 13	24L	5-9	West Georgia	12-20
M. 15	13L+	3-6	Louisville	12-21
M. 18	12L	4-6	Auburn	12-22

A. 26	hL	5-7	Western Carolina	11-11
A. 30	hL	6-9	Georgia Southern	11-12
M. 6	al	3-4	Georgia	11-13
M. 9	hL	3-10	Shorter College	11-14
M. 12	11W	9-8	Georgia	12-14
M. 20	hL	0-6	South Carolina	12-15
M. 20	hL	1-20	South Carolina	12-16
M. 21	12L	5-6	Auburn	12-17

1977 (18-12)

Home: 15-8; Away: 2-1; Neutral: 1-3

M. 7	hL	7-9	Virginia	0-
M. 7	hW	3-2	Virginia	1-
M. 8	hL	4-10	Oliver	1-
M. 8	hW	7-0	Oliver	2-
M. 11	hL	3-5	Old Dominion	2-
M. 12	hL	1-5	Mercer	2-
M. 22	hL	6-11	Cleveland State	2-
M. 23	hW	5-1	Milligan	3-
M. 24	hW	10-7	Cleveland State	4-
M. 26	hW	11-9	Erskine	5-
M. 27	hW	13-4	Hillsdale	6-
M. 27	hW	4-3	Hope College	7-
A. 2	hW	12-3	Northwood Institute	8-
A. 3	hW	2-1	Hillsdale	9-
A. 3	hL	5-10	Troy State	9-
A. 5	hL	3-12	Clemson	9-
A. 8	hL	2-15	West Georgia	9-
A. 10	hW	14-10	Western Carolina	10-
A. 11	hW	9-0	Western Carolina	11-
A. 12	hL	10-12	Clemson	11-
A. 16	hL	2-10	UNC-Wilmington	11-
A. 17	hL	3-6	UNC-Wilmington	11-
A. 20	hL	7-20	Georgia	11-
A. 23	al	6-8	Mercer	11-
A. 24	hL	1-3	USC-Aiken	11-
A. 27	al	3-6	South Carolina	11-
A. 27	al	0-8	South Carolina	11-
M. 2	hL	6-18	Florida State	11-
M. 2	hW	4-3	Florida State	12-1
M. 5	al	1-4	Georgia	12-1
M. 10	11L	5-6	Georgia	12-1
M. 13	24L	5-9	West Georgia	12-2
M. 15	13L+	3-6	Louisville	12-2
M. 18	12L	4-6	Auburn	12-2

**Metro Tournament*

All-Time Scores

1981 (14-24, 1-13 ACC)

Home: 12-13; Away: 1-9; Neutral: 1-2

M. 2	hl	5-7	Mercer	0-1
M. 5	aW	35-9	Georgia State	1-1
M. 7	hl	4-5	Western Carolina	1-2
M. 8	hl	2-8	Western Carolina	1-3
M. 9	hl	1-2	Duke	1-4
M. 10	hl	2-3	Duke	1-5
M. 11	hl	9-12	Indiana Southeast	1-6
M. 12	al	6-16	Georgia	1-7
M. 24	hW	11-2	Hope College	2-7
M. 25	hW	6-4	Hope College	3-7
M. 26	al	2-10	N.C. State	3-8
M. 27	al	5-10	North Carolina	3-9
M. 28	al	6-7	Wake Forest	3-10
M. 31	hl	6-7	Elmhurst	3-11
A. 2	al	4-6	Clemson	3-12
A. 3	hl	9-16	Kentucky	3-13
A. 4	hW	21-20	Wake Forest	4-13
A. 5	hW	12-10	Northwood Institute	5-13
A. 7	hl	5-10	Clemson	5-14
A. 10	hl	3-5	North Carolina	5-15
A. 12	hl	5-12	N.C. State	5-16
A. 16	al	1-11	Virginia	5-17
A. 17	al	8-10	Virginia	5-18
A. 18	al	4-12	Maryland	5-19
A. 19	al	1-4	Maryland	5-20
A. 22	14L+	6-7	Clemson	5-21
A. 23	14W+	5-2	Virginia	6-21
A. 24	14L+	6-9	N.C. State	6-22
A. 29	hW	6-2	Georgia College	7-22
A. 30	hl	1-15	Shorter	7-23
M. 2	hW	9-5	Jacksonville State	8-23
M. 5	hW	19-10	Tennessee Temple	9-23
M. 7	hW	3-2	Georgia	10-23
M. 8	hW	11-8	Armstrong State	11-23
M. 9	hW	17-0	West Georgia	12-23
M. 12	hl	3-4	Virginia Tech	12-24
M. 14	hW	13-0	Florida A&M	13-24
M. 15	hW	5-2	Georgia State	14-24

*ACC Tournament

Jim Morris

504-244-1 (.674)

1982 (29-20, 6-8 ACC)

Home: 23-13; Away: 5-5; Neutral: 1-2

M. 1	hl	8-9	South Carolina	0-1
M. 2	hW	12-11	Campbell	1-1
M. 4	hW	17-9	Huntingdon	2-1
M. 6	hW	8-5	Western Kentucky	3-1
M. 7	hl	3-6	Western Kentucky	3-2
M. 8	hW	8-4	Ohio Northern	4-2
M. 9	aW	9-7	Georgia	5-2
M. 11	hW	17-2	UNC-Wilmington	6-2
M. 12	hl	1-3	Augusta (8)	6-3
M. 12	hW	6-5	Augusta (7)	7-3
M. 13	hl	3-4	Wake Forest	7-4
M. 22	hl	3-9	Tennessee	7-5
M. 23	hW	12-0	Hope College	8-5
M. 24	hW	12-2	Hope College	9-5
M. 25	al	7-13	N.C. State	9-6
M. 26	al	7-8	North Carolina	9-7
M. 28	hW	15-3	Howard	10-7
M. 29	hW	16-4	Sienna Heights	11-7
M. 30	hW	3-2	Columbus	12-7
A. 1	al	4-17	Clemson	12-8
A. 2	hl	4-10	Kentucky	12-9
A. 3	hW	7-6	N.C. State	13-9
A. 4	hl	11-13	North Carolina	13-10
A. 7	hl	2-10	Clemson	13-11
A. 10	al	1-6	Duke (7)	13-12
A. 10	aW	5-3	Duke (7)	14-12
A. 11	al	7-12	Wake Forest	14-13
A. 12	aW	12-9	UNC Charlotte	15-13
A. 16	hW	5-4	Virginia (7)	16-13
A. 16	hW	12-2	Virginia (7)	17-13
A. 18	hW	3-2	Maryland (7)	18-13
A. 18	hW	5-4	Maryland (7)	19-13
A. 21	14W+	5-1	N.C. State	20-13
A. 22	14L+	2-16	Clemson	20-14
A. 23	14L+	6-8	Wake Forest	20-15
A. 27	hW	9-3	Georgia College	21-15
A. 28	hl	7-9	Georgia (10)	21-16
A. 30	hW	6-5	Mercer-Atlanta	22-16
M. 1	hW	4-3	Georgia State	23-16
M. 3	hl	3-4	Florida	23-17
M. 5	aW	10-2	Mercer-Atlanta	24-17
M. 8	hW	13-2	Tennessee Temple	25-17
M. 9	hW	2-0	Georgia Southern	26-17
M. 9	hl	3-8	Georgia Southern	26-18
M. 10	hW	8-3	West Georgia	27-18
M. 12	hW	8-6	Auburn	28-18

M. 14	hl	7-10	Miami	28-19
M. 15	hl	3-13	Miami	28-20
M. 16	aW	20-4	Georgia State	29-20

*ACC Tournament

1983 (38-15, 6-8 ACC)

Home: 32-3; Away: 6-10; Neutral: 0-2

F. 21	aW	4-1	Miami	1-0
F. 22	al	7-10	Miami	1-1
F. 23	al	4-10	Miami	1-2
F. 25	hW	14-5	Western Carolina	2-2
F. 26	hW	16-9	Western Carolina	3-2
F. 28	hW	8-4	Ball State	4-2
M. 1	hW	14-4	Ball State (7)	5-2
M. 1	hW	12-0	Ball State (7)	6-2
M. 2	hW	10-3	Davidson	7-2
M. 4	hW	14-8	Illinois State	8-2
M. 5	hW	8-5	Ohio Northern	9-2
M. 6	hW	5-2	Illinois State (7)	10-2
M. 6	hW	9-8	Illinois State (7)	11-2
M. 9	hW	11-10	Appalachian State	12-2
M. 10	hW	15-8	Duke	13-2
M. 11	hl	4-25	Duke	13-3
M. 12	hW	11-3	South Carolina	14-3
M. 19	hW	11-4	Geo. Washington	15-3
M. 22	aW	19-8	Virginia	16-3
M. 23	al	2-15	Virginia	16-4
M. 24	al	2-5	Maryland	16-5
M. 25	al	5-8	Maryland	16-6
M. 27	hW	8-5	Wake Forest	17-6
M. 28	hW	7-3	Howard	18-6
M. 29	hW	12-6	Hope College	19-6
M. 30	hW	11-4	Hope College	20-6
A. 1	al	2-4	North Carolina	20-7
A. 2	al	6-10	Wake Forest	20-8
A. 5	aW	10-3	Georgia State	21-8
A. 7	hW	7-6	Clemson	22-8
A. 9	hW	14-8	N.C. State (7)	23-8
A. 9	hl	5-8	N.C. State (7)	23-9
A. 10	hW	5-4	North Carolina	24-9
A. 12	hW	12-3	Tennessee Temple	25-9
A. 13	hW	6-3	Columbus	26-9
A. 14	hW	16-7	Auburn	27-9
A. 16	hW	8-6	Georgia State	28-9
A. 17	al	6-19	Clemson	28-10
A. 20	14L+	7-10	N.C. State	28-11
A. 21	14L+	1-8	Virginia	28-12
A. 26	aW	19-6	Mercer-Atlanta	29-12
A. 27	aW	16-0	Mercer-Atlanta	30-12
A. 28	hW	10-8	Georgia College	31-12
A. 30	al	10-11	Georgia	31-13
M. 1	hl	3-15	Georgia	31-14
M. 2	hW	7-6	Ga. Southwestern	32-14
M. 4	al	3-4	Auburn (10)	32-15
M. 5	hW	21-3	Mercer-Atlanta	33-15
M. 6	hW	17-7	Mercer-Atlanta	34-15
M. 8	hW	16-6	Georgia State	35-15
M. 9	hW	16-6	West Georgia	36-15
M. 10	hW	18-8	Virginia Tech	37-15
M. 11	aW	14-4	Georgia State	38-15

*ACC Tournament

1984 (36-19, 5-7 ACC)

Home: 26-11; Away: 7-6; Neutral: 3-2

F. 18	al	6-12	Florida State	0-1
F. 19	aW	15-2	Florida State	1-1
F. 20	aW	15-7	Georgia Southern	2-1
F. 21	aW	18-6	Georgia Southern	3-1
F. 24	hW	12-5	Liberty Baptist	4-1
F. 25	hl	3-4	Liberty Baptist	4-2
F. 26	hW	12-8	Georgia College	5-2
M. 1	hW	13-3	Southern Univ.	6-2
M. 2	hW	9-3	Southern Univ.	7-2
M. 3	hW	6-4	Appalachian State	8-2
M. 4	hl	5-14	Evansville	8-3
M. 8	hW	14-8	Old Dominion	9-3
M. 9	hW	7-2	Virginia	10-3
M. 10	hl	1-13	Virginia	10-4
M. 17	hW	16-2	Cincinnati	11-4
M. 18	hW	9-2	Maryland	12-4
M. 19	hl	11-16	Maryland	12-5
M. 21	hW	18-4	Ohio State (7)	13-5
M. 21	hW	14-5	Ohio State	14-5
M. 22	hW	8-7	Kent State	15-5
M. 23	hW	14-0	Hillsdale (7)	16-5
M. 23	hW	9-1	Hillsdale (7)	17-5
M. 24	hW	11-8	Elon	18-5
M. 25	aW	11-4	Wake Forest	19-5
M. 26	aW	10-3	South Carolina	20-5
M. 27	al	1-5	Clemson	20-6
M. 29	hW	16-1	Hope College	21-6
M. 29	hW	12-1	Mercer-Atlanta	22-6
M. 31	hl	4-9	North Carolina	22-7
A. 1	hW	18-11	N.C. State	23-7
A. 5	hW	19-5	Florida A&M	24-7
A. 7	al	2-6	North Carolina (10)	24-8

A. 8	al	2-5	N.C. State	24-9
A. 10	aW	7-5	Georgia State	25-9
A. 11	hl	2-7	Clemson	25-10
A. 12	hW	24-5	Tennessee Temple	26-10
A. 13	hW	15-13	Shorter	27-10
A. 15	hW	6-4	Wake Forest	28-10
A. 18	15L+	0-4	Maryland	28-11
A. 19	15W+	4-3	Wake Forest (12)	29-11
A. 20	15W+	8-4	Duke (10)	29-11
A. 21	15W+	5-3	N.C. State	31-11
A. 21	15L+	4-9	North Carolina	31-12
A. 27	hW	31-6	Georgia State	32-12
A. 28	hW	23-3	Mercer-Atlanta	33-12
A. 29	hW	12-3	Georgia State	34-12
M. 1	hl	14-16	Georgia (10)	34-13
M. 2	al	13-14	Georgia	34-14
M. 4	hW	8-5	Auburn	35-14
M. 5	hl	4-12	South Alabama	35-15
M. 6	hl	6-16	South Alabama	35-16
M. 7	aW	17-7	Georgia State	36-16
M. 8	hl	8-9	Georgia (11)	36-17
M. 9	al	8-10	Georgia	36-18
M. 11	hl	7-9	West Georgia	36-19

*ACC Tournament

1985 (42-19-1, 6-7-1 ACC)

Home: 33-10; Away: 7-8-1; Neutral: 2-1

F. 22	aW	6-5	New Orleans	1-0
F. 23	aW	7-5	New Orleans	2-0
F. 26	hW	21-11	Ball State	3-0
F. 27	hW	12-1	East Tenn. St. (7)	4-0
F. 27	hW	3-2	East Tenn. St. (7)	5-0
M. 1	hW	20-0	Tennessee Temple	6-0
M. 2	hW	5-2	South Carolina	7-0
M. 3	hW	12-4	Evansville	8-0
M. 6	hW	15-7	Western Michigan	9-0
M. 7	hW	11-6	Central Michigan	10-0
M. 8	hW	10-5	Duke	11-0
M. 9	hL	3-5	Duke	11-1
M. 10	hW	9-7	Eastern Michigan	12-1
M. 12	aW	9-3	Georgia	13-1
M. 13	hL	4-5	Georgia	13-2
M. 16	hW	6-4	Wake Forest	14-2
M. 23	hL	0-1	Northwestern (7)	14-3
M. 23	hW	6-0	Northwestern (7)	15-3
M. 24	hL	4-5	Northwestern	15-4
M. 25	hW	17-1	Howard (7)	16-4
M. 25	hW	16-4	Howard (7)	17-4
M. 27	aT	9-9	Wake Forest	17-4-1
M. 28	aW	29-2	Maryland	18-4-1
M. 29	al	6-8	Maryland	18-5-1
M. 30	aW	8-4	Virginia	19-5-1
M. 31	al	4-9	Virginia	19-6-1
A. 2	hW	17-5	Mercer	20-6-1
A. 3	al	2-4	Clemson	20-7-1
A. 4	hW	12-5	Auburn	21-7-1
A. 6	hL	3-5	North Carolina	21-8-1
A. 7	hW	4-3	N.C. State	22-8-1
A. 8	hW	17-5	West Georgia	23-8-1
A. 9	aW	13-5	Mercer	24-8-1
A. 10	hW	9-8	Clemson	25-8-1
A. 11	hW	15-4	Augusta	26-8-1
A. 13	al	5-8	N.C. State	26-9-1
A. 14	al	3-4	North Carolina	26-10-1
A. 15	hl	9-11	Georgia College	26-11-1
A. 17	hW+	23-11	N.C. State	27-11-1
A. 18	hW+	15-11	Wake Forest	28-11-1
A. 19	hW+	12-9	Clemson	29-11-1
A. 20	hW+	8-2	Maryland	30-11-1
A. 20	hW+	7-5	Clemson	31-11-1
A. 24	al	5-6	Auburn	31-12-1
A. 26	hW	8-7	USC-Aiken	32-12-1
A. 27	hl	10-11	USC-Aiken	32-13-1
A. 28	hl	0-19	Florida State	32-14-1
A. 29	hl	3-13	Florida State	32-15-1
M. 1	al	3-16	Georgia	32-16-1
M. 3	hW	9-6	South Alabama	33-16-1
M. 4	hW	9-1	South Alabama	34-16-1
M. 5	hW	10-0	Tenn. Tech. (7)	35-16-1
M. 5	hW	8-0	Tenn. Tech. (7)	36-16-1
M. 7	hL	4-5	Georgia	36-17-1
M. 10	hW	5-1	Georgia State	37-17-1
M. 11	hW	15-6	Ga. Southern	38-17-1
M. 12	hW	3-1	Ga. Southern	39-17-1
M. 18	16L	5-7	MissState (exh)	39-17-1
M. 19	16L	7-15	MissState (exh)	39-17-1
M. 19	al	2-3	MissState (exh)	39-17-1
M. 23	17W*	7-6	Central Michigan	40-17-1
M. 24	al*	1-9	Florida State	40-18-1
M. 25	17W*14-13		Eastern Kentucky	41-18-1
M. 25	aW*	8-3	Florida State	42-18-1
M. 26	17L*	5-7	Arkansas	42-19-1

+ACC Tournament (Champions)

Neutral Sites & Records

1.	Atlanta-Fulton County Stadium, Atlanta, Ga.	0-3
2.	Ponce de Leon Park, Atlanta, Ga.	4-13-1
3.	Griffin, Ga. (field unknown)	1-1
4.	Spiller's Field, Atlanta, Ga.	1-7-1
5.	Columbia, S.C. (field unknown)	2-0
6.	Montgomery, Ala. (field unknown)	3-2-1
7.	Rollins College, Winter Park, Fla.	3-3-1
8.	Miami, Fla. (field unknown)	4-1-2
9.	Sims Legion Park, Gastonia, N.C.	4-4
10.	Seminole Field, Tallahassee, Fla.	4-0
11.	Luther Williams Field, Macon, Ga.	7-4
12.	Americus, Ga. (field unknown)	2-4
13.	Not Boring Field, Memphis, Tenn.	1-2
14.	Boshamer Stadium, Chapel Hill, N.C.	2-7
15.	Durham Athletic Park, Durham, N.C.	9-4
16.	Smith-Wills Stadium, Jackson, Miss.	0-2
17.	Dick Howser Stadium, Tallahassee, Fla.	4-3
18.	Rainbow Stadium, Honolulu, Hawaii	11-5
19.	Mark Light Stadium, Miami, Fla.	5-1
20.	Municipal Stadium, West Palm Beach, Fla.	0-5
21.	Municipal Stadium, Greenville, S.C.	19-16
22.	Tiger Field, Douglas, Ga.	1-0
23.	Barnson Field/Wilson Stadium, Las Vegas, Nev.	5-4
24.	Douglasville, Ga. (field unknown)	0-1
25.	Gainesville, Ga. (field unknown)	1-0
26.	Hubert H. Humphrey Metrodome, Minneapolis, Minn.	3-4
27.	McKethan Stadium-Perry Field, Gainesville, Fla.	3-4
28.	Alex Box Stadium, Baton Rouge, La.	3-2
29.	Louisiana Superdome, New Orleans, La.	2-1
30.	Osceola County Stadium, Kissimmee, Fla.	4-3
31.	Titon Field, Fullerton, Calif.	1-4
32.	Eck Stadium-Tyler Field, Wichita, Kan.	6-3
33.	Rosenblatt Stadium, Omaha, Neb.	4-5
34.	Durham Bulls Athletic Park, Durham, N.C.	5-5
35.	Lindsey Nelson Stadium, Knoxville, Tenn.	0-1
36.	Griffith Stadium, Charlotte, N.C.	0-2
37.	Al Lang Stadium, St. Petersburg, Fla.	3-4
38.	Dudy Noble Field, Starkville, Miss.	2-1
39.	Disney's Wide World of Sports, Lake Buena Vista, Fla.	1-5-1
40.	Knights Stadium, Fort Mill, S.C.	7-2
41.	Reckling Park, Houston, Tex.	2-0
42.	Frank Foley Field, Athens, Ga.	2-1
43.	Coastal Federal Field, Myrtle Beach, S.C.	4-1
44.	Salem Memorial Stadium, Salem, Va.	8-3
45.	Turner Field, Atlanta, Ga.	1-6
46.	Grayson Stadium, Savannah, Ga.	2-0
47.	Ripken Stadium, Aberdeen, Md.	See page 160
48.	Baseball Grounds of Jacksonville, Jacksonville, Fla.	9-6
49.	USA Baseball National Training Complex, Cary, NC	See page 160
50.	NewBridge Bank Park, Greensboro, N.C.	1-2

1988 (45-24, 12-8 ACC)

Home: 28-9; Away: 9-10; Neutral: 8-5

F. 13	aL	2-3	Georgia Southern	0-1
F. 14	22W	11-3	Georgia Southern	1-1
F. 20	aW	8-2	South Florida	2-1
F. 21	aW	16-8	South Florida	3-1
F. 25	23L#	4-6	Oklahoma	3-2
F. 25	aL#	8-13	Nevada-Las Vegas	3-3
F. 26	23W#	8-4	Texas Christian	4-3
F. 27	23L#	2-3	Oklahoma	4-4
F. 28	23L#	4-6	Texas Christian	4-5
M. 1	hW	16-1	Samford	5-5
M. 2	hW	13-2	Samford	6-5
M. 4	hL	7-10	Rutgers	6-6
M. 5	hW	12-4	Rutgers	7-6
M. 6	hL	7-9	Rutgers	7-7
M. 8	hL	3-14	Auburn	7-8
M. 9	hW	8-2	East Tenn. State	8-8
M. 10	hW	12-4	East Tenn. State	9-8
M. 11	hW	15-4	William & Mary	10-8
M. 12	hW	9-3	Maryland	11-8
M. 19	hW	11-10	Virginia (10)	12-8
M. 20	hL	9-12	Virginia	12-9
M. 21	hW	16-5	Ohio State	13-9
M. 22	hW	7-5	Ohio State	14-9
M. 23	hW	10-4	Ohio State	15-9
M. 25	aL	2-8	Maryland	15-10
M. 27	aW	13-2	Virginia	16-10
M. 29	hL	1-4	New Orleans	16-11
M. 30	hL	14-15	New Orleans (10)	16-12
M. 31	hW	13-6	New Orleans	17-12
A. 1	hL	2-12	N.C. State	17-13
A. 2	hW	11-5	N.C. State	18-13
A. 3	hW	6-2	North Carolina	19-13
A. 4	hW	15-7	Georgia Southern	20-13
A. 5	hW	4-2	Georgia Southern	21-13

A. 6	aL	3-7	Clemson	21-14
A. 6	aW	8-6	Wake Forest (11)	22-14
A. 9	aW	8-5	Wake Forest	23-14
A. 10	aL	15-16	Duke	23-15
A. 12	hW	3-1	West Georgia	24-15
A. 13	hL	2-4	Clemson	24-16
A. 15	hW	9-2	Wake Forest	25-16
A. 16	hW	7-2	Duke (7)	26-16
A. 16	hW	5-3	Duke (7)	27-16
A. 17	hW	12-7	Columbus	28-16
A. 19	hW	10-1	Georgia	29-16
A. 21	aL	4-7	Clemson	29-17
A. 22	hW	8-6	Armstrong State	30-17
A. 23	aL	2-15	Florida State	30-18
A. 24	aW	10-2	Florida State	31-18
A. 26	hW	15-1	Baptist	32-18
A. 27	aL	6-7	Augusta	32-19
A. 28	hW	8-1	UNC-Asheville	33-19
A. 30	hW	3-1	Augusta	34-19
M. 1	hW	13-3	Augusta	35-19
M. 3	aW	4-3	Georgia	36-19
M. 6	aW	7-4	North Carolina	37-19
M. 7	aW	10-6	North Carolina	38-19
M. 8	aL	7-11	N.C. State	38-20
M. 9	hL	7-11	Mercer (7)	38-21
M. 9	hW	2-1	Mercer (7)	39-21
M. 11	21W+	4-3	Wake Forest	40-21
M. 12	21W+	8-5	N.C. State	41-21
M. 13	21L+	3-5	North Carolina	41-22
M. 14	21W+	5-4	Virginia	42-22
M. 15	21W+	6-2	North Carolina	43-22
M. 25	19W*	9-6	Va. Commonwealth	44-22
M. 27	19W*	7-6	South Carolina	45-22
M. 28	aL*	2-4	Miami	45-23
M. 29	19L*	0-5	South Carolina	45-24

#UNLV Desert Classic

*ACC Tournament (Champions)

*NCAA Atlantic Regional

1989 (38-26, 10-16 ACC)

Home: 26-7; Away: 10-11; Neutral: 2-8

F. 6	aL	1-14	Florida State	0-1
F. 17	aW	10-9	New Orleans	1-1
F. 18	aL	2-7	New Orleans	1-2
F. 19	aW	7-6	New Orleans (12)	2-2
F. 21	hW	11-8	UNC-Asheville	3-2
F. 25	aW	5-0	Georgia Southern	4-2
F. 26	aW	13-9	Georgia Southern	5-2
F. 28	aL	7-9	Auburn	5-3
M. 2	20L	0-3	Atlanta Braves (exh)	5-3
M. 3	hL	3-9	Rutgers	5-4
M. 4	hW	14-4	Rutgers (6)	6-4
M. 5	hW	4-3	Rutgers	7-4
M. 6	hW	7-5	Liberty	8-4
M. 7	hW	15-3	Appalachian State	9-4
M. 8	hW	16-8	Appalachian State	10-4
M. 10	hW	18-0	Virginia	11-4
M. 11	hL	2-7	South Florida	11-5
M. 11	hW	11-3	South Florida	12-5
M. 18	hW	1-0	Davidson (7)	13-5
M. 18	hW	17-0	Davidson (5)	14-5
M. 19	aL	2-13	Wichita State	14-6
M. 20	aL	2-7	Wichita State	14-7
M. 21	hW	6-5	Maryland (8)	15-7
M. 22	hW	19-7	Maryland	16-7
M. 24	aL	1-6	North Carolina	16-8
M. 25	aW	10-4	N.C. State	17-8
M. 26	aL	3-4	N.C. State	17-9
M. 27	aL	3-5	South Carolina	17-10
M. 31	26L#	1-3	Arizona	17-11
M. 31	26L#	4-14	Minnesota	17-12
A. 1	26L#	4-5	Oklahoma State	17-13
A. 2	26L#	4-12	Arizona (7)	17-14
A. 5	hW	12-10	Ga. Southern (7)	18-14
A. 5	hW	5-3	Ga. Southern (7)	19-14
A. 7	hW	4-3	Wake Forest (7)	20-14
A. 7	hW	12-3	Wake Forest (7)	21-14
A. 9	hW	5-0	Duke	22-14
A. 11	aL	5-8	Georgia	22-15
A. 12	hL	5-7	Clemson	22-16
A. 14	aW	14-3	Maryland	23-16
A. 16	aW	3-2	Virginia (7)	24-16
A. 16	aW	6-2	Virginia (7)	25-16
A. 18	hW	14-6	Auburn	26-16
A. 19	aL	5-16	Clemson	26-17
A. 20	hW	13-1	USSR (exh/7)	26-17
A. 21	hL	9-12	North Carolina	26-18
A. 22	hW	2-1	North Carolina	27-18
A. 23	hW	15-4	Augusta	28-18
A. 25	hW	18-0	Augusta	29-18
A. 26	hW	11-4	Clemson	30-18
A. 29	aW	6-1	Duke (7)	31-18
A. 30	aW	12-5	Davidson	32-18
M. 2	hW	6-2	Georgia	33-18
M. 3	hL	6-7	Tenn. Tech (11)	33-19
M. 4	hW	9-2	Morehead State	34-19
M. 5	hL	8-10	N.C. State	34-20
M. 6	hW	6-3	Mercer	35-20
M. 7	hL	2-12	Kennesaw State	35-21
M. 8	hW	8-7	South Carolina	36-21
M. 10	aL	8-14	Mercer	36-22
M. 13	21W+	3-0	Virginia	37-22
M. 14	21L+	3-9	Clemson	37-23
M. 15	21L+	3-5	Wake Forest	37-24
M. 25	27L*	4-6	Central Florida	37-25
M. 26	27W*	9-7	Miami	38-25
M. 27	27L*	16-18	Villanova (10)	38-26

#Pillsbury Classic

*ACC Tournament

*NCAA East Regional

1990 (46-25, 9-9 ACC)

Home: 38-5; Away: 3-13; Neutral: 5-7

F. 10	hW	8-6	Coastal Carolina (7)	1-0
F. 10	hW	10-2	Coastal Carolina (7)	2-0
F. 11	hW	12-5	Coastal Carolina	3-0
F. 13	aL	3-7	Mercer	3-1
F. 17	aW	8-3	Georgia Southern	4-1
F. 23	hW	6-2	Eastern Kentucky	5-1
F. 24	hW	3-2	Eastern Kentucky (7)	6-1
F. 24	hW	7-1	Eastern Kentucky (7)	7-1
F. 25	hW	10-0	Eastern Kentucky	8-1
F. 28	hW	9-0	UNC Asheville	9-1
M. 3	hW	3-1	Rutgers (7)	10-1
M. 3	hW	2-1	Rutgers (7)	11-1
M. 4	hW	12-2	Rutgers	12-1
M. 5	hW	8-6	Campbell	13-1
M. 6	hW	6-5	Appalachian State	14-1
M. 7	hW	9-1	Appalachian State	15-1
M. 9	hW	17-6	Virginia	16-1
M. 10	hW	9-4	Virginia	17-1
M. 11	hW	13-6	Virginia	18-1
M. 12	hW	9-1	East Tenn. State	19-1
M. 13	hW	12-1	East Tenn. State	20-1

M. 15	hW	12-2	New Orleans	21-1
M. 17	hW	7-6	New Orleans (7)	22-1
M. 17	hW	10-3	New Orleans (7)	23-1
M. 24	aL#	5-6	Hawaii	23-2
M. 25	18L#	1-6	Wright State (8)	23-3
M. 25	18W#	8-2	Oklahoma State (8)	24-3
M. 26	18L#	1-4	Iona (8)	24-4
M. 27	18L#	4-5	Creighton (8)	24-5
M. 28	18W#	15-1	Iona (8)	25-5
M. 29	aW#	9-2	Hawaii	26-5
M. 30	18W#	4-3	Wright State (10)	27-5
M. 30	18L#	4-7	Oklahoma State (6)	27-6
M. 31	18W#	3-2	Creighton (10)	28-6
A. 6	aL	7-10	N.C. State	28-7
A. 7	aL	7-9	N.C. State	28-8
A. 8	aL	10-11	N.C. State	28-9
A. 11	aL	8-9	Georgia	28-10
A. 13	hW	12-3	Duke [TV]	29-10
A. 14	hW	6-3	Duke	30-10
A. 15	hW	10-2	Duke	31-10
A. 16	hW	18-1	Mercer	32-10
A. 17	aL	0-1	South Carolina	32-11
A. 18	aL	5-10	South Carolina	32-12
A. 20	hW	10-6	North Carolina [TV]	33-12
A. 21	hW	11-5	North Carolina	34-12
A. 22	hL	11-12	North Carolina (11)	34-13
A. 23	hW	15-2	Augusta	35-13
A. 24	hW	4-2	Augusta	36-13
A. 26	hW	8-2	Georgia	37-13
A. 27	hL	12-14	Clemson	37-14
A. 28	aW	8-3	Clemson	38-14
A. 29	hL	10-17	Clemson	38-15
A. 30	hW	18-3	Tennessee Tech	39-15
M. 1	aL	6-8	Georgia	39-16
M. 2	hW	12-5	Georgia	40-16
M. 4	aL	5-11	Wake Forest	40-17
M. 5	aL	3-8	Wake Forest (7)	40-18
M. 6	aL	2-3	Wake Forest (8)	40-19
M. 7	hW	15-5	Georgia Southern	41-19
M. 8	hW	6-3	Georgia Southern	42-19
M. 10	hL	4-7	South Carolina (7)	42-20
M. 10	hW	11-1	South Carolina (7)	43-20
M. 12	21W+	3-1	Wake Forest	44-20
M. 13	21L+	4-9	North Carolina	44-21
M. 14	21L+	6-10	N.C. State	44-22
M. 18	hL	4-5	Mid. Tenn. State	44-23
M. 19	hW	5-0	Mid. Tenn. St. (7)	45-23
M. 20	hW	5-4	Mid. Tenn. St. (8)	46-23
M. 24	28L*	2-4	Houston	46-24
M. 25	aL*	5-11	Louisiana State	46-25

#Rainbow Spring Tournament

*ACC Tournament

*NCAA South I Regional

1991 (42-26, 12-8 ACC)

Home: 28-10; Away: 9-12; Neutral: 5-4

F. 8	hW	8-0	East Tenn. State	
------	----	-----	------------------	--

All-Time Scores

1993 (47-14, 16-6 ACC)

Home: 25-8; Away: 14-4; Neutral: 8-2

F. 5	30W	5-4	Auburn	1-0
F. 6	30W	13-2	Central Florida	2-0
F. 6	30W	5-4	Pepperdine	3-0
F. 7	30W	3-2	Pepperdine	4-0
F. 12	hW	12-1	Coastal Carolina	5-0
F. 13	hW	8-4	Coastal Carolina	6-0
F. 14	hL	4-1	Coastal Carolina	7-0
F. 20	aW	6-2	Georgia Southern	8-0
F. 21	aL	3-7	Georgia Southern	8-1
F. 26	hW	10-2	Coll. of Charleston	9-1
F. 27	hW	11-2	Coll. of Charleston	10-1
F. 28	hW	19-1	Coll. of Charleston	11-1
M. 4	20L	2-14	Atlanta Braves [exh]	11-1
M. 5	26W#7-6		Cal State-Fullerton(11)	12-1
M. 6	26W#3-2		Arkansas	13-1
M. 7	26W#11-3		Minnesota	14-1
M. 9	aW	8-4	Mercer	15-1
M. 12	hL	8-10	Maryland (7)	15-2
M. 22	hW	4-1	Western Carolina	16-2
M. 23	hL	3-4	Western Carolina	16-3
M. 24	hW	8-5	Mercer	17-3
M. 26	aW	6-3	Virginia (10)	18-3
M. 28	aL	2-3	Virginia (7)	18-4
M. 28	aW	7-5	Virginia (7)	19-4
M. 30	hW	10-2	Appalachian State	20-4
M. 31	hW	7-2	Appalachian State	21-4
A. 2	hW	10-3	Florida State [TV]	22-4
A. 3	hL	3-17	Florida State [TV]	22-5
A. 4	hL	1-5	Florida State [TV]	22-6
A. 6	hW	6-4	Davidson	23-6
A. 7	hW	3-1	Georgia [TV]	24-6
A. 9	aW	20-2	Duke	26-6
A. 10	aW	6-2	Duke	26-6
A. 11	aW	7-6	Duke	27-6
A. 13	aW	4-1	Georgia	28-6
A. 14	hW	7-6	Mercer	29-6
A. 16	aW	4-3	North Carolina	30-6
A. 17	aL	1-7	North Carolina	30-7
A. 18	aW	6-2	North Carolina	31-7
A. 20	hW	15-4	Georgia State	32-7
A. 21	aL	4-5	Georgia State (10)	32-8
A. 23	aW	11-0	Clemson	33-8
A. 24	aW	10-5	Clemson	34-8
A. 25	aW	6-0	Clemson	35-8
A. 27	hW	10-4	Georgia State	36-8
A. 29	hW	13-8	Wake Forest	37-8
A. 30	hW	8-4	Wake Forest	38-8
M. 1	hW	10-8	Wake Forest [TV]	39-8
M. 4	hL	1-4	Georgia [TV]	39-9
M. 5	aW	12-1	Georgia	40-9
M. 7	hW	19-5	N.C. State	41-9
M. 8	hW	10-6	N.C. State	42-9
M. 9	hL	11-13	N.C. State [TV]	42-10
M. 11	hW	9-2	Georgia Southern	43-10
M. 12	hW	10-5	Georgia Southern	44-10
M. 15	21W+6		Maryland	45-10
M. 17	21L+8		Clemson	45-11
M. 18	21L+2		Florida State	45-12
M. 27	hW*	4-1	Liberty	46-12
M. 28	hL*	4-7	Ohio State	46-13
M. 29	hW*	12-0	South Carolina	47-13
M. 29	hL*	4-5	Wichita State (10)	47-14

!Olive Garden Classic (Champions)

*Oscar Mayer Classic (Champions)

+ACC Tournament

*NCAA Atlantic Regional

Tech Won ACC Regular Season

Danny Hall

690-313-1 (488)

1994 (50-17, 16-8 ACC)

Home: 29-5; Away: 12-7; Neutral: 9-5

F. 11	hW	3-1	Minnesota	1-0
F. 12	hW	10-5	Minnesota	2-0
F. 13	hW	8-2	Minnesota	3-0
F. 19	aW	6-3	Georgia Southern	4-0
F. 20	aW	15-2	Georgia Southern	5-0
F. 25	31L#	6-8	Oklahoma	5-1
F. 26	31W#5-4		San Diego (11)	6-1
F. 27	aL#	0-2	Cal State Fullerton	6-2
M. 5	hL	1-2	Rutgers (8)	6-3
M. 5	hW	17-7	Rutgers (7)	7-3
M. 6	hW	13-2	Rutgers	8-3
M. 8	hW	22-4	Appalachian State	9-3
M. 9	hW	22-4	Appalachian State	10-3
M. 11	hW	4-1	Virginia	11-3
M. 12	hW	6-2	Virginia	12-3
M. 13	hW	7-6	Virginia	13-3
M. 19	hW	26-1	Siena	14-3

M. 20	hW	11-1	Siena	15-3
M. 22	aW	12-4	Maryland	16-3
M. 23	aL	5-6	Maryland	16-4
M. 24	aW	12-4	Maryland	17-4
M. 25	hW	6-4	Ohio	18-4
M. 26	hW	12-5	Ohio	19-4
M. 29	hW	12-2	Winthrop	20-4
M. 30	hW	17-8	Winthrop	21-4
A. 1	hW	7-4	North Carolina	22-4
A. 2	hW	7-6	N. Carolina (10) [TV]	23-4
A. 3	hL	8-11	North Carolina	23-5
A. 5	hW	4-3	Georgia State	24-5
A. 8	hW	7-5	Duke	25-5
A. 9	hW	9-2	Duke	26-5
A. 10	hW	17-10	Duke	27-5
A. 12	hW	28-3	Georgia State	28-5
A. 13	hL	4-6	Davidson	28-6
A. 15	aL	7-8	N.C. State (10)	28-7
A. 16	aW	11-7	N.C. State	29-7
A. 17	aW	7-4	N.C. State	30-7
A. 20	aW	8-0	Georgia	31-7
A. 22	aL	1-2	Wake Forest	31-8
A. 23	aW	7-5	Wake Forest	32-8
A. 24	aL	2-14	Wake Forest	32-9
A. 26	hW	13-2	Georgia [TV]	33-9
A. 29	aL	4-6	Florida State	33-10
A. 30	aW	6-2	Florida State	34-10
M. 1	aW	7-5	Florida State [TV]	35-10
M. 4	aL	5-6	Mercer (10)	35-11
M. 6	hW	9-6	Ga. Southern [TV]	36-11
M. 7	hW	8-6	Georgia Southern	37-11
M. 8	hW	15-6	Georgia Southern	38-11
M. 10	hW	14-1	Georgia [TV]	39-11
M. 11	aW	23-9	Georgia State	40-11
M. 13	hL	8-9	Clemson (10) [TV]	40-12
M. 14	hW	20-4	Clemson	41-12
M. 15	hL	4-7	Clemson [TV]	41-13
M. 18	21W+7-4		North Carolina	42-13
M. 19	21W+6-0		Wake Forest	43-13
M. 20	21L+6-9		Clemson	43-14
M. 21	21L+3-11		N.C. State	43-15
M. 27	32W*	7-0	Connecticut	44-15
M. 28	aW*	13-1	Wichita State	45-15
M. 29	32W*	6-2	Washington	46-15
M. 30	32L*	9-12	Washington (14)	46-16
J. 3	33W#5	2-0	Cal St. Fullerton [TV]	47-16
J. 5	33W#5	12-4	Florida St. (10) [TV]	49-16
J. 8	33W#5	3-2	Cal St. Fullerton(12)[TV]	50-16
J. 11	33L#5	5-13	Oklahoma [TV]	50-17

#Anaheim Hilton Classic

+ACC Tournament

*NCAA Midwest II Regional (Champions)

College World Series

1995 (38-22, 16-8 ACC)

Home: 26-6; Away: 7-12; Neutral: 5-4

F. 10	hW	14-1	Charleston So. (7)	1-0
F. 11	hW	8-4	Charleston So. (7)	2-0
F. 11	hW	6-1	Charleston So. (7)	3-0
F. 19	aL	3-7	Georgia Southern	3-1
F. 19	aL	3-10	Georgia Southern	3-2
F. 23	23W#10-2		Utah	4-2
F. 24	23W#19-8		Washington	5-2
F. 24	aW#14-11		Nevada-Las Vegas	6-2
F. 25	23L#10-15		Washington	6-3
F. 26	23W#20-5		Utah	7-3
M. 2	20L	1-5	Atlanta Braves [exh]	7-3
M. 3	hW	11-1	West Virginia (6)	8-3
M. 4	hW	8-2	West Virginia	9-3
M. 7	hW	6-0	W. Carolina [TV]	10-3
M. 9	hL	7-13	W. Carolina	10-4
M. 10	hW	15-8	Michigan	11-4
M. 11	hL	6-8	Michigan	11-5
M. 12	hL	5-27	Michigan	11-6
M. 18	aW	7-5	Georgia	12-6
M. 19	aL	7-12	Georgia	12-7
M. 20	hW	25-17	Maryland	13-7
M. 21	hW	18-6	Maryland	14-7
M. 22	hW	10-7	Maryland	15-7
M. 24	aL	9-11	North Carolina	15-8
M. 25	aL	5-7	North Carolina	15-9
M. 26	aW	7-5	North Carolina	16-9
M. 28	hW	18-7	Georgia State	17-9
M. 31	hW	12-0	Coastal Carolina	18-9
A. 1	hW	10-5	Coastal Carolina	19-9
A. 2	hW	7-6	Coastal Carolina	20-9
A. 4	hW	7-6	Davidson	21-9
A. 7	aW	9-3	Duke	22-9
A. 8	aW	10-2	Duke	23-9
A. 9	34W	10-5	Duke	24-9
A. 12	hW	9-2	Mercer	25-9
A. 14	hW	12-10	Wake Forest	26-9
A. 15	hW	13-11	Wake Forest	27-9
A. 16	hW	9-2	Wake Forest [TV]	28-9
A. 18	hL	3-10	Georgia [TV]	28-10
A. 21	aL	1-2	Virginia	28-11



Georgia Tech's 1994 TEAM, led by current Major League stars Nomar Garciaparra, Jason Varitek and Jay Payton, reached Omaha and the College World Series in head coach Danny Hall's first season. The Yellow Jackets advanced to the national championship game before falling to Oklahoma, 13-5.

A. 22	aW	18-13	Virginia	29-11
A. 23	aL	1-4	Virginia	29-12
A. 25	aW	11-2	Georgia State	30-12
A. 26	hW	20-7	Georgia	31-12
A. 28	aL	5-8	Clemson	31-13
A. 29	aL	1-6	Clemson	31-14
A. 30	aL	5-6	Clemson [TV]	31-15
M. 2	aL	5-17	Mercer	31-16
M. 5	hW	5-4	Florida State	32-16
M. 6	hW	11-9	Florida State	33-16
M. 7	hL	9-14	Florida State [TV]	33-17
M. 9	hW	7-5	Ga. Southern [TV]	34-17
M. 10	hL	12-13	Ga. Southern	34-18
M. 12	hW	6-4	N.C. State [TV]	35-18
M. 13	hW	14-7	N.C. State	36-18
M. 14	hW	8-6	N.C. State [TV]	37-18
M. 17	21L+5-9		N.C. State (12)	37-19
M. 18	21W+3-2		Virginia	38-19
M. 19	21L+9-12		North Carolina	38-20
M. 25	35L*	4-3	California	38-21
M. 26	aL*	4-6	Tennessee	38-22

#Olive Garden Classic

+ACC Tournament


*NCAA South II Regional

1996 (40-24, 13-11 ACC)

Home: 25-9; Away: 10-9; Neutral: 5-6

F. 9	30L#	2-7	Alabama	0-1
F. 10	30L#	4-8	Texas Tech	0-2
F. 11	30L#	7-8	Central Florida	0-3
F. 13	aL	4-4	Ga. Southern (10)	0-4
F. 14	aL	4-8	Georgia Southern	0-5
F. 17	hW	12-4	Notre Dame	1-5
F. 18	hW	9-4	Notre Dame	2-5
F. 24	hW	6-5	Georgia (10)	3-5
F. 25	aL	2-5	Georgia	3-6
F. 27	hW	7-2	Mercer	4-6
M. 1	hW	9-1	Rutgers	5-6
M. 2	hW	6-3	Rutgers	6-6
M. 3	hL	4-5	Rutgers	6-7
M. 5	hW	14-7	Jacksonville State	7-7
M. 9	hW	8-2	Connecticut	8-7
M. 10	hW	11-8	Connecticut	9-7
M. 16	hW	7-6	Virginia	10-7
M. 16	hW	5-4	Virginia	12-7
M. 17	hW	13-5	Virginia	13-7
M. 19	hW	10-7	Winthrop	14-7
M. 20	hW	14-1	Winthrop	15-7
M. 22	hW	14-12	Kent	16-7
M. 23	hL	7-9	Kent	16-8
M. 24	hW	17-16	Kent	17-8
M. 29	hL	5-6	Duke [TV]	17-9
M. 31	hW	15-7	Duke (7)	18-9
M. 31	hW	13-5	Duke (7)	19-9
A. 2	hW	23-4	Georgia State	20-9
A. 5	aL	6-10	N.C. State	20-10
A. 7	aW	3-2	N.C. State (7)	21-10
A. 7	aW	9-0	N.C. State (7)	22-10
A. 9	aW	4-2	Georgia State	23-10
A. 10	aW	11-8	Mercer	24-10
A. 12	aL	2-4	Wake Forest	24-11
A. 13	aW	13-2	Wake Forest	25-11
A. 14	aL	1-7	Wake Forest	25-12
A. 16	hW	7-6	UNC Asheville (7)	26-12
A. 16	hW	18-7	UNC Asheville (7)	27-12
A. 19	hL	6-12	North Carolina [TV]	27-13
A. 20	hL	7-8	North Carolina	27-14
A. 21	hL	11-12	North Carolina	27-15
A. 23	hW	4-3	Georgia [TV]	28-15
A. 26	aL	4-6	Florida State [TV]	28-16
A. 27	aL	3-6	Florida State	28-17
A. 28	aW	4-1	Florida State	29-17

M. 30	aW	10-3	Georgia	30-17
M. 3	aW	13-2	Maryland	31-17
M. 4	aW	7-1	Maryland	32-17
M. 5	aW	8-6	Maryland (10)	33-17
M. 7	hL	5-6	Georgia Southern	33-18
M. 8	HW	7-4	Georgia Southern	34-18
M. 10	hL	8-9	Clemson (10) [IV]	34-19
M. 11	HW	4-0	Clemson	35-19
M. 12	hL	2-9	Clemson [IV]	35-20
M. 16	34W+13-9		North Carolina	36-20
M. 16	14L+1-6		Clemson	36-21
M. 17	34W+6-1		N.C. State	37-21
M. 18	34L+4-8		Virginia	37-22
M. 23	28L+3-13		New Orleans	37-23
M. 24	28W*14-3		Austin Peay	38-23
M. 25	28W*7-4		Tulane	39-23
M. 25	28W*12-7		New Orleans	40-23
M. 26	al+13-29		Louisiana State	40-24
#Olive Garden Classic				
+ACC Tournament				
*NCAA South II Regional				



The 2002 YELLOW JACKETS advanced to the College World Series and finished the season ranked fifth in the nation. Wes Rynders (pictured above) greets his teammates after his 7th-inning home run in Tech's 11-0 win over South Carolina in the 2002 College World Series opener.



M. 10	aW	12-3	Maryland	37-18
M. 13	34L+	0-4	Duke	37-19
M. 14	34W+	10-6	Clemson	38-19
M. 15	34L+	1-2	Wake Forest	38-20
M. 21	32L*	4-13	Oklahoma State	38-21
M. 22	32W*	14-5	S.E. Missouri St.	39-21
M. 23	32W*	2-0	Arkansas	40-21
M. 24	32W*	6-5	Oklahoma State	41-21
M. 25	32L*	1-3	Arizona State	41-22

*ACC Tournament
*NCAA Midwest Regional

1999 (38-20, 12-12 ACC)

Home: 25-6; Away: 11-10; Neutral: 2-4

J. 29	39L	12-17	Auburn# [TV]	0-1
J. 30	39L	0-12	Oklahoma#	0-2
J. 31	39W	14-1	Jacksonville#	1-2
F. 5	aW	13-8	UCLA	2-2
F. 6	aL	3-12	UCLA	2-3
F. 7	aL	1-6	UCLA	2-4
F. 13	aW	6-4	Georgia Southern	3-4
F. 14	aW	11-4	Georgia Southern	4-4
F. 20	hW	8-2	West Virginia	5-4
F. 21	hW	7-6	West Virginia	6-4
F. 27	aW	14-8	Georgia State	7-4
F. 28	hW	9-3	Georgia State	8-4
M. 2	hW	22-4	Charleston So.	9-4
M. 3	hW	20-13	Charleston So.	10-4
M. 4	39L	5-15	Atlanta Braves (exh)	10-4
M. 5	hW	12-3	Rutgers	11-4
M. 6	hW	19-5	Rutgers	12-4
M. 7	hW	6-2	Rutgers	13-4
M. 10	hW	3-0	Georgia	14-4
M. 12	hW	9-4	N.C. State	15-4
M. 13	hW	7-6	N.C. State	16-4
M. 14	hL	7-12	N.C. State	16-5
M. 19	hW	5-2	Kent	17-5
M. 20	hL	6-11	Kent	17-6
M. 21	hW	13-12	Kent	18-6
M. 23	hW	2-0	Western Carolina	19-6
M. 24	hW	14-6	Howard	20-6
M. 26	hW	11-3	Maryland	21-6
M. 27	hW	5-1	Maryland	22-6
M. 28	hW	13-0	Maryland	23-6
A. 2	aL	6-7	Virginia (14)	23-7
A. 3	aW	7-6	Virginia	24-7
A. 4	aL	5-6	Virginia	24-8
A. 6	hW	2-1	Winthrop	25-8
A. 9	aL	6-7	Duke	25-9
A. 10	aW	10-7	Duke	26-9
A. 11	aL	6-2	Duke	27-9
A. 13	aL	1-5	Georgia	27-10
A. 16	hL	1-22	Wake Forest [TV]	27-11
A. 17	hL	3-22	Wake Forest	27-12
A. 18	hW	8-6	Wake Forest [TV]	28-12
A. 20	hW	7-2	Mercer	29-12
A. 23	aL	4-24	Clemson	29-13

A. 24	aL	8-13	Clemson	29-14
A. 25	aL	5-6	Clemson	29-15
A. 27	hW	8-1	Georgia [TV]	30-15
A. 30	hW	3-2	Florida State	31-15
M. 1	hL	4-18	Florida State	31-16
M. 2	hL	2-4	Florida State [TV]	31-17
M. 8	hW	9-8	Ga. Southern [TV]	32-17
M. 9	hW	3-1	Ga. Southern	33-17
M. 11	aW	15-12	Mercer	34-17
M. 12	aW	11-10	Georgia	35-17
M. 15	aL	0-5	North Carolina (7)	35-18
M. 15	aW	3-2	North Carolina (7)	36-18
M. 16	aW	3-2	North Carolina	37-18
M. 19	34W+	15-4	North Carolina	38-18
M. 20	34L+	3-7	Florida State	38-19
M. 21	34L+	6-9	N.C. State	38-20

#ACC Disney Baseball Blast
*ACC Tournament

2000 (50-16, 18-6 ACC)

Home: 31-8; Away: 14-7; Neutral: 5-1

F. 12	aW	15-3	Georgia Southern	1-0
F. 13	aW	7-6	Georgia Southern	2-0
F. 15	aL	3-4	Georgia State	2-1
F. 16	hW	14-4	Georgia State	3-1
F. 19	hW	9-1	Oakland	4-1
F. 20	hW	9-5	Oakland	5-1
F. 21	hW	22-3	Oakland	6-1
F. 22	hW	10-2	Jacksonville State	7-1
F. 26	hL	6-10	UNC Greensboro	7-2
F. 27	hW	8-7	UNC Greensboro	8-2
F. 29	aL	1-10	Georgia [TV]	8-3
M. 1	hL	5-13	Georgia [TV]	8-4
M. 3	31L#	2-9	Southern California	8-5
M. 10	hW	12-0	Connecticut	9-5
M. 11	hL	5-11	Connecticut	9-6
M. 12	hW	17-7	Connecticut	10-6
M. 14	aW	8-5	Georgia (11) [TV]	11-6
M. 15	hW	6-1	Liberty	12-6
M. 17	hW	5-4	North Carolina	13-6
M. 18	hW	16-3	North Carolina	14-6
M. 19	hW	8-7	North Carolina [TV]	15-6
M. 21	hW	3-2	Eastern Kentucky	16-6
M. 22	hW	5-4	Eastern Kentucky	17-6
M. 24	hW	14-1	Duke	18-6
M. 25	hL	3-4	Duke [TV]	18-7
M. 26	hL	3-4	Duke	18-8
M. 28	hW	6-3	Charleston So.	19-8
M. 29	hW	12-5	Charleston So.	20-8
M. 31	aW	13-1	N.C. State	21-8
A. 1	aW	11-6	N.C. State	22-8
A. 2	aW	4-3	N.C. State	23-8
A. 7	aW	7-3	Maryland	24-8
A. 8	aW	8-5	Maryland	25-8
A. 9	aW	10-3	Maryland	26-8
A. 11	aW	19-6	Mercer (7)	27-8
A. 12	hW	13-3	The Citadel	28-8

A. 14	hW	8-4	Virginia	29-8
A. 15	hW	5-1	Virginia	30-8
A. 16	hW	12-6	Virginia	31-8
A. 18	hW	17-5	Georgia Southern	32-8
A. 19	hW	22-8	Georgia Southern	33-8
A. 21	aL	0-6	Florida State	33-9
A. 22	aW	5-0	Florida State [TV]	34-9
A. 23	aL	5-7	Florida State [TV]	34-10
A. 25	hW	7-3	Georgia [TV]	35-10
A. 28	hW	7-4	Clemson	36-10
A. 29	hW	9-7	Clemson [TV]	37-10
A. 30	hL	12-13	Clemson [TV]	37-11
M. 6	aW	10-2	Miami [TV]	38-11
M. 7	aL	2-3	Miami [TV]	38-12
M. 8	aL	5-7	Miami [TV]	38-13
M. 9	hW	16-7	Mercer	39-13
M. 10	hW	10-6	East Tenn. State	40-13
M. 12	aW	10-8	Wake Forest	41-13
M. 13	aW	20-10	Wake Forest	42-13
M. 14	aL	5-9	Wake Forest	42-14
M. 17	40W+	9-3	Duke	43-14
M. 18	40W+	6-3	Wake Forest	44-14
M. 19	40W+	9-8	Clemson	45-14
M. 20	40W+	10-3	Florida State	46-14
M. 21	40W+	8-4	Clemson [TV]	47-14
M. 26	hW*	11-9	Georgia Southern	48-14
M. 27	hW*	24-1	Stetson	49-14
M. 28	hW*	16-11	Stetson	50-14
J. 2	hL*	2-7	So. California	50-15
J. 3	hL*	3-6	So. California	50-16

#Kia Baseball Bash, Fullerton, Calif.
*ACC Tournament (Champions)
*NCAA Atlanta Regional (Champions)
*NCAA Atlanta Super Regional
Tech Won ACC Regular Season

2001 (41-20, 13-11 ACC)

Home: 26-7; Away: 11-10; Neutral: 4-3

F. 9	41W#	11-9	Lamar	1-0
F. 10	aL#	4-5	Rice	1-1
F. 11	41W#	15-8	Nebraska	2-1
F. 17	aW	23-3	Georgia Southern	3-1
F. 18	aW	10-2	Georgia Southern	4-1
F. 21	aW	10-8	Georgia	5-1
F. 23	hW	18-7	Elon	6-1
F. 24	hW	9-5	Elon	7-1
F. 27	hW	16-0	Oakland (7)	8-1
F. 27	hW	19-4	Oakland (7)	9-1
F. 28	hW	18-0	Oakland (7)	10-1
M. 1	39L	4-18	Atlanta Braves (exh)	10-1
M. 2	hW	2-1	Rutgers (10)	11-1
M. 3	hL	9-10	Rutgers	11-2
M. 4	hW	13-1	Rutgers	12-2
M. 6	aL	0-4	Auburn	12-3
M. 9	hL	7-9	N.C. State	12-4
M. 10	hW	5-1	N.C. State	13-4
M. 11	hL	8-16	N.C. State	13-5

M. 13	aW	11-3	Georgia State	14-5
M. 16	hW	8-5	Kent State	15-5
M. 17	hW	10-3	Kent State	16-5
M. 18	hW	7-4	Kent State	17-5
M. 21	hL	9-15	Georgia	17-6
M. 23	hW	15-1	Maryland	18-6
M. 24	hW	8-1	Maryland	19-6
M. 25	hW	11-9	Maryland	20-6
M. 27	hW	10-4	Mercer	21-6
M. 30	aL	1-3	Virginia	21-7
M. 31	aW	10-3	Virginia	22-7
A. 1	aW	13-9	Virginia	23-7
A. 4	hW	23-4	Georgia State	24-7
A. 6	aW	9-2	Duke	25-7
A. 7	aL	7-8	Duke	25-8
A. 8	aW	13-3	Duke	26-8
A. 10	hW	5-4	Ga. Southern [TV]	27-8
A. 11	hW	12-6	Ga. Southern	28-8
A. 13	hW	18-11	Wake Forest [TV]	29-8
A. 14	hL	10-14	Wake Forest [TV]	29-9
A. 15	hL	4-14	Wake Forest [TV]	29-10
A. 17	hW	11-1	Auburn	30-10
A. 20	aL	0-3	Clemson	30-11
A. 21	aL	1-5	Clemson [TV]	30-12
A. 22	aW	5-3	Clemson	31-12
A. 25	aL	4-5	Georgia [TV]	31-13
A. 27	hW	9-8	Florida State [TV]	32-13
A. 28	hL	2-6	Florida State [TV]	32-14
A. 29	hW	12-2	Florida State	33-14
M. 4	hW	9-4	Charleston So.	34-14
M. 5	hW	9-3	Charleston So.	35-14
M. 6	hW	10-5	Charleston So.	36-14
M. 7	hW	9-4	East Tenn. State	37-14
M. 8	aW	15-2	Mercer (7)	38-14
M. 11	aL	5-10	North Carolina	38-15
M. 12	aW	19-5	North Carolina	39-15
M. 13	aL	10-11	North Carolina	39-16
M. 16	40W+	16-2	Duke	40-16
M. 17	40W+	6-5	Florida State (10)	41-16
M. 18	40L+	3-4	Wake Forest	41-17
M. 19	40L+	4-6	NC State	41-18
M. 25	42L*	3-5	Coastal Carolina	41-19
M. 26	aL*	5-13	Georgia	41-20

#Crawford Plaza/Rice Invitational, Houston, Tex.
*ACC Tournament
*NCAA Athens Regional

2002 (52-16, 14-9 ACC)

Home: 36-4; Away: 11-7; Neutral: 5-5

F. 9	aW	10-2	Georgia Southern	1-0
F. 10	aW	7-4	Georgia Southern	2-0
F. 15	hW	12-3	Tennessee Tech	3-0
F. 16	hW	21-0	Tennessee Tech	4-0
F. 17	hW	17-3	Tennessee Tech	5-0
F. 19	hW	12-1	Wofford	6-0
F. 22	43W#	2-1	Coastal Carolina	7-0
F. 23	43L#	3-8	South Carolina [TV]	7-1
F. 24	43W#	8-2	Va. Commonwealth	8-1
M. 3	hW	12-5	Georgia State	9-1
M. 5	hW	6-5	East Tenn. State (10)	10-1
M. 8	hW	6-4	Winthrop	11-1
M. 9	hW	7-5	Winthrop	12-1
M. 10	hW	8-1	Winthrop	13-1
M. 13	aW	11-7	Georgia State	14-1
M. 15	aL	9-10	Wake Forest	14-2
M. 16	aL	5-11	Wake Forest	14-3
M. 19	hW	6-5	Eastern Kentucky	15-3
M. 20	hW	13-9	Eastern Kentucky	16-3
M. 23	hW	9-3	Gardner-Webb	17-3
M. 24	hW	6-2	Gardner-Webb	18-3
M. 26	aL	1-7	Georgia	18-4
M. 27	hW	9-1	Georgia	19-4
M. 29	aW	6-4	NC State	20-4
M. 30	aW	20-12	NC State	21-4
M. 30	aW	3-0	NC State	22-4
A. 2	hW	4-3	Ga. Southern (10)	23-4
A. 3	hW	9-3	Ga. Southern	24-4
A. 5	hW	4-2	Duke	25-4
A. 6	hW	8-7	Duke (10)	26-4
A. 7	hW	15-7	Duke	27-4
A. 9	aW	9-5	Auburn	28-4
A. 10	hW	2-1	Western Carolina	29-4
A. 12	aW	9-6	Maryland	30-4
A. 13	aL	8-9	Maryland	30-5
A. 14	aW	12-1	Maryland (7)	31-5
A. 16	hW	10-4	Auburn	32-5
A. 19	aL	3-4	Florida State [TV]	32-6
A. 20	aL	9-14	Florida State [TV]	32-7
A. 21	aL	1-13	Florida State	32-8
A. 23	hW	12-1	Mercer	33-8
A. 24	aW	6-1	Georgia	34-8
A. 26	hL	1-5	Virginia	34-9
A. 27	hW	3-2	Virginia (12)	35-9
A. 28	hW	9-3	Virginia	36-9
M. 4	hL	9-12	Clemson	36-10
M. 5	hW	15-6	Clemson [TV]	37-10
M. 6	hW	11-0	Clemson	38-10



All-Time Scores

2004 (44-21, 18-5 ACC)

Home: 26-14; Away: 14-3; Neutral: 4-4

F. 15	aW	15-6	Georgia Southern	1-0
F. 15	aW	5-4	Ga. Southern(10)	2-0
F. 18	hW	13-4	Savannah State	3-0
F. 20	hW	5-1	Villanova	4-0
F. 21	hW	19-1	Villanova	5-0
F. 22	hW	4-1	Villanova	6-0
F. 27	31#	2-9	Southern California	6-1
F. 28	aL#	1-7	Cal State-Fullerton	6-2
F. 29	31#	2-6	Oklahoma	6-3
M. 2	aL	2-6	Auburn	6-4
M. 5	hW	6-5	Rutgers	7-4
M. 6	hL	5-7	Rutgers	7-5
M. 7	hW	13-6	Rutgers	8-5
M. 9	hW	4-3	Western Carolina	9-5
M. 10	hL	5-9	Western Carolina	9-6
M. 12	hL	3-4	Virginia	9-7
M. 13	hL	1-2	Virginia	9-8
M. 14	hL	5-8	Virginia (10)	9-9
M. 16	hW	14-4	Purdue	10-9
M. 17	hW	18-16	Purdue	11-9
M. 19	aW	9-8	Wake Forest (10)	12-9
M. 20	aL	4-8	Wake Forest	12-10
M. 21	aW	9-2	Wake Forest	13-10
M. 24	aW	4-3	Georgia [TV]	14-10
M. 27	hL	7-8	Georgia Southern	14-11
M. 28	hW	13-2	Georgia Southern	15-11
M. 30	hW	20-5	Auburn [TV]	16-11
A. 2	hW	17-4	Miami	17-11
A. 3	hL	7-9	Miami	17-12
A. 4	hL	13-16	Miami	17-13
A. 6	aW	25-3	Georgia State	18-13
A. 9	hL	7-9	North Carolina [TV]	18-14
A. 10	hW	8-4	North Carolina [TV]	19-14
A. 11	hW	13-8	North Carolina	20-14
A. 14	hL	5-6	Georgia	20-15
A. 16	hW	8-4	Washington	21-15
A. 17	hL	3-7	Washington	21-16
A. 18	hL	2-16	Washington	21-17
A. 20	hW	7-6	Winthrop (13)	22-17
A. 23	aW	11-4	Florida State [TV]	23-17
A. 24	aW	12-2	Florida State [TV]	24-17
A. 25	aW	6-6	Florida State	25-17
M. 2	aW	6-1	NC State	26-17
M. 2	aW	7-3	NC State	27-17
M. 7	hW	9-8	Duke (10)	28-17
M. 8	hW	9-8	Duke	29-17
M. 9	hW	14-3	Duke	30-17
M. 11	45W(12-5)		Georgia [TV]	31-17
M. 14	hW	8-3	Clemson [TV]	32-17
M. 15	hW	11-3	Clemson [TV]	33-17
M. 16	hW	8-4	Clemson	34-17
M. 18	hW	13-3	Georgia State [TV]	35-17
M. 21	47aW(10-2)		Maryland	36-17
M. 22	47aW(15-1)		Maryland	37-17
M. 23	47aW(18-6)		Maryland	38-17
M. 26	44W+ 4-3		Maryland	39-17
M. 27	44W+ 11-7		Clemson (13)	40-17
M. 28	44W+ 13-4		Florida State	41-17
M. 29	44L+ 7-8		Florida State [TV]	41-18
M. 30	44L+ 5-17		Florida State [TV]	41-19
J. 4	hW*	16-3	Jacksonville St.	42-19
J. 5	hW*	9-3	Texas Tech	43-19
J. 6	hW*	5-3	Texas Tech	44-19
J. 11	hL*	5-7	Georgia [TV]	44-20
J. 12	hL*	3-5	Georgia [TV]	44-21

*Kia Baseball Bash, Fullerton, Calif.

*Children's Healthcare of Atlanta Spring Classic, Atlanta, Ga.

47-Considered Maryland home game

+ACC Tournament

*NCAA Atlanta Regional (Champions)

*NCAA Atlanta Super Regional

Tech Won ACC Regular Season

2005 (45-19, 22-8 ACC)

Home: 29-11; Away: 12-7; Neutral: 4-1

F. 11	hL	2-5	Georgia State	0-1
F. 12	aW	10-6	Georgia Southern	1-1
F. 13	aW	13-6	Ga. Southern (TV)	2-1
F. 18	hW	9-3	Iona	3-1
F. 19	hW	9-3	Iona	4-1
F. 19	hW	16-5	Iona	5-1
F. 23	aW	11-6	Georgia State	6-1
F. 25	hW	11-6	Rutgers	7-1
F. 26	hL	9-10	Rutgers (13)	7-2
M. 1	hW	9-1	Georgia Southern	8-2
M. 2	39L	0-12	Atlanta Braves (exh)	8-2
M. 4	aW	11-3	Duke	9-2
M. 5	aW	11-5	Duke	10-2
M. 6	aW	19-3	Duke	11-2
M. 8	hW	17-9	William & Mary	12-2
M. 9	hW	17-6	Georgia Southern	13-2
M. 11	hW	15-5	Wake Forest	14-2
M. 12	hW	16-14	Wake Forest	15-2
M. 13	hW	16-5	Wake Forest	16-2

M. 18	hW	9-5	NC State	17-2
M. 19	hW	5-0	NC State	18-2
M. 20	hW	11-10	NC State	19-2
M. 23	hL	6-7	Auburn (11)	19-3
M. 25	aL	1-20	Miami [TV]	19-4
M. 26	aW	17-7	Miami [TV]	20-4
M. 27	aW	11-10	Miami [TV]	21-4
M. 29	hL	5-8	Western Carolina	21-5
M. 1	hW	13-8	Maryland	22-5
A. 2	hL	1-2	Maryland	22-6
A. 3	hW	24-4	Maryland	23-6
A. 5	aW	3-2	Auburn	24-6
A. 8	hW	6-1	Winthrop	25-6
A. 9	hL	9-12	Winthrop	25-7
A. 10	hW	20-3	Winthrop	26-7
A. 15	hW	6-4	Florida State [TV]	27-7
A. 16	hW	9-8	Florida State [TV]	28-7
A. 17	hW	9-4	Florida State [TV]	29-7
A. 20	hW	12-2	Georgia	30-7
A. 22	aL	2-4	Virginia	30-8
A. 23	aL	2-9	Virginia	30-9
A. 24	aL	1-2	Virginia	30-10
A. 27	45L(8-11)		Georgia [TV]	30-11
A. 29	aW	18-14	Clemson [TV]	31-11
A. 30	aL	5-6	Clemson [TV]	31-12
M. 1	aW	6-4	Clemson [TV]	32-12
M. 6	hW	5-4	Florida Atlantic (10)	33-12
M. 7	hW	12-3	Florida Atlantic	34-12
M. 8	hL	0-2	Florida Atlantic	34-13
M. 10	hL	6-7	Coastal Carolina	34-14
M. 13	hW	10-0	Virginia Tech [TV]	35-14
M. 14	hW	27-2	Virginia Tech	36-14
M. 15	hW	11-1	Virginia Tech	37-14
M. 19	aL	4-5	North Carolina [TV]	37-15
M. 20	aL	6-7	North Carolina [TV]	37-16
M. 21	aW	8-1	North Carolina [TV]	38-16
M. 25	48W+ 9-8		Wake Forest	39-16
M. 26	48W+ 5-4		Florida State	40-16
M. 27	48W+ 18-2		Florida State [TV] (741)-16	
M. 28	48W+ 4-3		Virginia	42-16
J. 3	hW*	5-4	Furman [TV] (10)	43-16
J. 4	hW*	10-2	South Carolina [TV]	44-16
J. 5	hL*	3-8	South Carolina [TV]	44-17
J. 6	hW*	5-0	South Carolina [TV]	45-17
J. 10	hL*	2-3	Tennessee [TV]	45-18
J. 11	hL*	3-13	Tennessee [TV]	45-19

*Children's Healthcare of Atlanta Spring Classic, Atlanta, Ga.

+ACC Tournament (Champions)

*NCAA Atlanta Regional (Champions)

*NCAA Atlanta Super Regional

Tech Won ACC Regular Season

2006 (50-18, 19-11 ACC)

Home: 34-5; Away: 11-8; Neutral: 5-5

F. 11	aW	13-9	Georgia Southern	1-0
F. 12	aW	15-7	Georgia Southern[TV]	2-0
F. 15	hW	11-9	Georgia State	3-0
F. 17	hW	3-2	Kennesaw State	4-0
F. 18	hW	7-0	Kennesaw State	5-0
F. 19	hW	5-1	Kennesaw State	6-0
F. 21	hW	7-3	E. Tennessee State	7-0
F. 21	hW	5-2	E. Tennessee State	8-0
F. 24	43W# 8-5		Tennessee	9-0
F. 25	43W# 8-2		Va. Commonwealth (6)10-0	
M. 3	hW	25-8	Rutgers	11-0
M. 4	hW	12-2	Rutgers	12-0
M. 5	hW	11-4	Rutgers	13-0
M. 7	hW	2-1	Northeastern	14-0
M. 10	hW	8-2	Virginia	15-0
M. 11	hW	7-6	Virginia	16-0
M. 12	hL	3-6	Virginia	16-1
M. 15	hW	13-4	Miss. Valley St.	17-1
M. 17	aL	1-8	NC State	17-2
M. 18	aL	11-12	NC State (10)	17-3
M. 19	aW	17-11	NC State	18-3
M. 24	hL	0-2	North Carolina	18-4
M. 25	hW	11-1	North Carolina [TV]	19-4
M. 26	hW	3-2	North Carolina	20-4
M. 28	hW	19-5	Western Carolina	21-4
M. 31	aW	15-4	Maryland	22-4
A. 1	aL	3-6	Maryland	22-5
A. 2	aL	5-8	Maryland	22-6
A. 4	hL	7-19	Georgia Southern	22-7
A. 5	hW	7-4	Georgia Southern	23-7
A. 7	aL	6-8	Georgia Tech	23-8
A. 9	aW	17-11	Virginia Tech	24-8
A. 9	aW	5-3	Virginia Tech	25-8
A. 12	hW	8-2	Georgia	26-8
A. 14	hL	6-7	Clemson	26-9
A. 15	hW	12-3	Clemson [TV]	27-9
A. 16	hW	22-4	Clemson [TV]	28-9
A. 19	aW	13-2	Georgia State	29-9
A. 21	aW	15-8	Florida State [TV]	30-9
A. 23	aW	10-4	Florida State	31-9
A. 23	aW	8-7	Florida State	32-9
A. 26	aL	6-12	Georgia [TV]	32-10
A. 28	aW	12-4	Boston College	33-10

A. 29	aL	4-5	Boston College	33-11
A. 30	aL	1-5	Boston College	33-12
M. 5	hW	9-3	South Florida	34-12
M. 12	hW	7-2	South Florida	35-12
M. 6	hW	4-3	South Florida	36-12
M. 11	45L(4-5)		Georgia [TV] (11)	36-13
M. 12	hW	7-6	Duke (10)	37-13
M. 13	hW	11-8	Duke	38-13
M. 14	hW	18-6	Duke	39-13
M. 16	hW	16-2	Wofford	40-13
M. 18	hL	7-8	Miami [TV]	40-14
M. 19	hW	14-5	Miami [TV]	41-14
M. 20	hW	12-7	Miami [TV]	42-14
M. 24	48W+ 2-1		Miami	43-14
M. 25	48L+ 2-3		Clemson	43-15
M. 26	48W+ 7-4		Miami	44-15
M. 27	48W+ 8-7		Clemson [TV] (10)	45-15
M. 27	48L+ 11-16		Clemson	45-16
J. 3	hW*	7-5	Stetson [TV]	46-16
J. 3	hW*	7-3	Vanderbilt [TV]	47-16
J. 4	hW*	8-4	Vanderbilt [TV]	48-16
J. 9	hW*	5-0	Coll. of Charleston[TV]	49-16
J. 10	hW*	12-3	Coll. of Charleston[TV]	50-16
J. 16	33L(5-8)		Clemson [TV]	50-17
J. 18	33L(5-7)		Cal St. Fullerton[TV]	50-18

#Baseball at the Beach, Myrtle Beach, S.C.

*Children's Healthcare of Atlanta Spring Classic, Atlanta, Ga.

+ACC Tournament

*NCAA Atlanta Regional (Champions)

*NCAA Atlanta Super Regional (Champions)

Scollege World Series

2007 (32-25, 15-14 ACC)

Home: 21-10; Away: 10-12; Neutral: 1-3

F. 21	hL	5-9	Georgia State	3-4
F. 23	hW	11-2	Duquesne	4-4
F. 24	hW	10-7	Duquesne	5-4
F. 25	hW	15-6	Duquesne	6-4
F. 27	hL	7-10	Western Carolina	6-5
F. 28	39L	0-5	Atlanta Braves (exh)	6-5
M. 2	hW	18-12	Rutgers	7-5
M. 3	hW	10-8	Rutgers	8-5
M. 4	hL	5-9	Rutgers	8-6
M. 9	hL	3-5	Virginia Tech	8-7
M. 10	hW	19-4	Virginia Tech	9-7
M. 11	hL	4-5	Virginia Tech	9-8
M. 14	aL	4-6	Kennesaw State	9-9
M. 16	hW	10-0	Boston College	10-9
M. 17	hW	5-2	Boston College	11-9
M. 18	hL	2-9	Boston College	11-10
M. 21	aW	3-0	Georgia State	12-10
M. 23	aW	3-2	Duke	13-10
M. 24	aL	0-3	Duke	13-11
M. 25	aW	5-1	Duke	14-11
M. 27	hW	10-2	Georgia Southern	15-11
M. 28	hW	6-2	Ga. Southern [TV]	16-11
M. 30	hW	5-4	Maryland	17-11
M. 31	hW	16-6	Maryland	18-11
A. 1	hW	4-2	Maryland	19-11
A. 3	hW	11-8	Wofford	20-11
A. 6	aW	9-2	Miami [TV] (11)	21-11
A. 7	aL	2-5	Miami [TV]	21-12