

# 2009 GEORGIA TECH VOLLEYBALL



Senior  
Outside Hitter  
Chrissy DeMichelis



Senior  
Middle Blocker/  
Right-Side Hitter  
Brittany Roderick



NCAA Tournament 1st & 2nd Rounds  
Dec. 4-5 • Los Angeles, Calif.  
Pauley Pavilion • UCLA

# 2009 GEORGIA TECH VOLLEYBALL

## 2009 Schedule

### AUGUST

Georgia Tech Regency Suites Invitational

28	Fri.	GEORGIA	W, 3-2
29	Sat.	AUSTIN PEAY MERCER	W, 3-0 W, 3-0

### SEPTEMBER

Middle Tennessee Blue Raider Bash

4	Fri.	at Middle Tennessee State	L, 1-3
5	Sat.	vs. Ohio	L, 2-3
	Sat.	vs. Northern Illinois	W, 3-0

Georgia Tech Courtyard Classic

11	Fri.	CLEMSON*	W, 3-2
12	Sat.	SEMO MISSISSIPPI	W, 3-1 W, 3-1

Denver Invitational

18	Fri.	at Denver	L, 1-3
19	Sat.	vs. #9 Minnesota	L, 1-3

25	Fri.	NC STATE*	W, 3-0
27	Sun.	NORTH CAROLINA*	W, 3-0

### OCTOBER

2	Fri.	at #17 Florida State*	W, 3-2
4	Sun.	at Miami*	L, 2-3
9	Fri.	MARYLAND*	W, 3-0
10	Sat.	BOSTON COLLEGE*	W, 3-0
16	Fri.	at Virginia Tech*	L, 0-3
17	Sat.	at Virginia*	W, 3-1
23	Fri.	WAKE FOREST*	W, 3-0
24	Sat.	DUKE*	L, 2-3
30	Fri.	at North Carolina*	W, 3-1
31	Sat.	at NC State*	W, 3-0

### NOVEMBER

6	Fri.	at Boston College*	W, 3-0
8	Sun.	at Maryland*	W, 3-0
13	Fri.	MIAMI*	L, 2-3
14	Sat.	#15 FLORIDA STATE*	L, 0-3
20	Fri.	VIRGINIA*	W, 3-0
21	Sat.	VIRGINIA TECH*	W, 3-0
27	Fri.	at Clemson*	W, 3-2

### DECEMBER

4	Fri.	Baylor (NCAA 1st Round)	8:30 ET
5	Sat.	UCLA/Long Beach St. (2nd Round)	10 ET

\* Denotes ACC Match

All times are Eastern and subject to change

## 2009 NCAA Tournament Los Angeles Sub-Regional

### Friday, Dec. 4

Georgia Tech (21-9) vs. Baylor (22-9)  
Long Beach State (22-8) vs. No. 8 UCLA (23-8)

5:30 p.m ET

8 p.m. ET

### Saturday, Dec. 5

Winner of each first round match

10 p.m. ET

Site: Pauley Pavilion (12,700)

Live Stats and Video: [www.RamblinWreck.com](http://www.RamblinWreck.com)



Record: 23-8  
AVCA Ranking: 9  
Kills/Set: 13.89  
Attack Pct: .232  
Assists/Set: 12.82  
Service Aces/Set: 1.04  
Digs/Set: 16.61  
Blocks/Set: 2.80

#### Team Leaders

Kills: Dicey McGraw (3.08)  
Digs: Lainey Gera (4.80)  
Blocks: Amanda Gil (1.55)



Record: 22-9  
AVCA Ranking: RV  
Kills/Set: 13.81  
Attack Pct: .241  
Assists/Set: 13.04  
Service Aces/Set: 1.10  
Digs/Set: 16.02  
Blocks/Set: 2.53

#### Team Leaders

Kills: Katie Sanders (3.17)  
Digs: Allison King (4.52)  
Blocks: Anna Breyfogle (1.39)



Record: 21-9  
AVCA Ranking: NR  
Kills/Set: 13.75  
Attack Pct: .244  
Assists/Set: 12.84  
Service Aces/Set: 1.18  
Digs/Set: 12.78  
Blocks/Set: 2.20

#### Team Leaders

Kills: Bailey Hunter (3.29)  
Digs: Jordan McCullers (4.16)  
Blocks: Asia Stawicka (1.08)



Record: 22-8  
AVCA Ranking: RV  
Kills/Set: 13.85  
Attack Pct: .245  
Assists/Set: 12.70  
Service Aces/Set: 0.98  
Digs/Set: 15.96  
Blocks/Set: 2.16

#### Team Leaders

Kills: Naomi Washington (4.17)  
Digs: Lauren Minkel (4.32)  
Blocks: Michelle Osunbor (1.05)

## Tech's Probable Starters (depending on rotation)

Pos.	No.	Player	Cl.	K/S	Att.Pct.	A/S	SA/S	D/S	B/S
MB	2	Asia Stawicka	So.	1.65	.330	0.06	0.00	0.33	1.08
RS	5	Monique Mead	Fr.	3.04	.204	0.50	0.27	1.94	0.77
OH	10	Chrissy DeMichelis	Sr.	2.94	.215	0.06	0.05	0.57	0.56
OH	11	Bailey Hunter	So.	3.29	.235	0.05	0.14	0.78	0.30
RS	15	Brittany Roderick	Sr.	2.08	.323	0.07	0.12	0.40	0.55
S	25	Mary Ashley Tippins Jr.	Fr.	0.63	.276	11.28	0.32	1.92	0.42
Lib.	3	Jordan McCullers	Jr.	0.02	.000	0.55	0.10	4.16	0.00

## Reserves

Pos.	No.	Player	Cl.	K/S	Att.Pct.	A/S	SA/S	D/S	B/S
DS	7	Nicki Meyer	Fr.	0.00	.000	0.00	0.00	0.50	0.00
DS	9	Hannah Tucci	Fr.	0.00	-.500	0.09	0.04	1.16	0.00
MB	13	Annie Czarnecki	MB	0.00	-1.000	0.00	0.00	0.00	0.17
OH	18	Alison Campbell	So.	0.02	.000	0.13	0.08	1.38	0.00
S	22	Jordan Kissman	Fr.	--	--	--	--	--	--
OH	23	Susan Carlson	Fr.	0.19	.091	0.20	0.19	1.49	0.02

Team	13.75	.244	12.84	1.18	12.78	2.20
Opponent	11.57	.193	10.62	0.90	11.83	2.27

## All-Time NCAA Tournament Results

### 1994 (NCAA Second Round)

Georgia Tech def. George Mason	3-1
No. 3 UCLA def. Georgia Tech	3-0

Overall Results: 1-1

### 1995 (NCAA Second Round)

Georgia Tech def. Siena	3-0
No. 12 Penn State def. Georgia Tech	3-0

Overall Results: 1-1

### 1996 (NCAA Second Round)

Georgia Tech def. Coastal Carolina	3-0
No. 7 Penn State def. Georgia Tech	3-0

Overall Results: 1-1

### 2000 (NCAA First Round)

Colorado def. Georgia Tech	3-1
----------------------------	-----

Overall Results: 0-1

### 2001 (NCAA First Round)

Louisville def. Georgia Tech	3-2
------------------------------	-----

Overall Results: 0-1

### 2002 (NCAA Second Round)

Georgia Tech def. Florida A&M	3-0
No. 10 Minnesota def. Georgia Tech	3-1

Overall Results: 1-1

### 2003 (NCAA Elite Eight)

Georgia Tech def. Alabama A&M	3-0
Georgia Tech def. Florida A&M	3-0
Georgia Tech def. No. 8 California	3-1
No. 2 Hawai'i def. Georgia Tech	3-1

Overall Results: 3-1

### 2004 (NCAA Sweet 16)

Georgia Tech def. Georgia	3-0
Georgia Tech def. No. 16 UC Santa Barbara	3-0
No. 4 Minnesota def. Georgia Tech	3-2

Overall Results: 2-1

Georgia Tech NCAA Tournament Record:  
9-8 (.529)

gional will face the winner of the Columbus, Ohio sub-regional in Gainesville, Fla. next weekend. Ohio State, No. 9 California, Lipscomb and Cincinnati are in that sub-regional.

• Free live video and stats will be available for all three matches this weekend. Visit the tournament central link on [www.RamlinWreck.com](http://www.RamlinWreck.com) for links.

• Under first-year head coach Tonya Johnson, Georgia Tech compiled a 21-9 overall record and went 15-5 in ACC play to finish third. Tech earned one of four at-large bids from the ACC joining Duke, Clemson and Miami. Regular season champion Florida State, which earned a No. 3 national seed, gave the league a record five teams in this year's field.

## It's Been A While

• The Jackets are making their first NCAA Tournament appearance since 2004, but have had some success in eight prior trips. Tech is 9-8 (.529) all-time in the NCAA Tournament (see box on left for complete results) and has won at least one match all but two times. Georgia Tech has advanced to the Sweet 16 twice (2004) as well as the Elite Eight in its last appearance back in 2004.

## Scouting The Field

• The Yellow Jackets have a very limited history against the other three teams in L.A. Tech has never faced Baylor and is 0-2 against both UCLA and Long Beach State.

• The last time the Yellow Jackets faced UCLA, the third-ranked Bruins beat them in the second round of the 1994 NCAA Tournament, also in L.A.

• The Jackets' last match against Long Beach State was a five-set loss on Nov. 28, 2003 in the Baden Thanksgiving Tournament.

• Baylor (22-9) earned an at-large bid out of the Big 12 Conference after finishing tied for fourth in league play with an 11-9 mark. The Bears will be playing in the tournament for the first time since 2001 and just the third time in program history with the only other appearance in 1999. Baylor is 1-2 all-time in the NCAA Tournament.

• No. 8 national seed UCLA finished the regular season with a 23-8 overall record and in a tie for second in the Pacific-10

## The Jackets In 2009 When...

At O'Keefe Gym	13-3
On the road	7-4
At neutral sites	1-2
Home ACC matches	8-3
Road ACC	7-2
Neutral ACC matches	0-0
Vs. Top 25	1-2
In 3 sets	13-2
In 4 sets	4-3
In 5 sets	4-4
When winning set 1	19-3
When losing set 1	3-7
When sweeping first 2 sets	14-1
When losing first 2 sets	0-3
When splitting first 2 sets	7-5
When leading after 3 sets	20-2
When trailing after 3 sets	1-7
In set 1	21-9
In set 2	21-9
In set 3	20-10
In set 4	7-8
Hitting .250 or better	16-0
Hitting below .250	5-9
More service aces than opponent	15-5
Equal to or fewer service aces	6-4
More service errors than opponent	12-7
Equal to or fewer service errors	9-2
More kills than opponent	19-5
Equal to or fewer kills than opponent	2-4
More digs than opponent	18-3
Equal to or fewer digs than opponent	3-6
More blocks than opponent	12-0
Equal to or fewer blocks than opponent	9-9
More BHE than opponent	6-2
Equal to or fewer BHE than opponent	15-7
In August	3-0
In September	6-4
In October	7-3
In November	5-2
In December	0-0
on Friday	10-4
on Saturday	9-4
on Sunday	2-1
Following a loss	6-3

Conference with a 13-5 mark.

• Long Beach State, champions of the Big West Conference, were 22-8 overall and 12-4 in league play.

## Hunter Enjoying Break-Out Season

• Under new head coach Tonya Johnson, sophomore Bailey Hunter has gotten a chance to start every match and is certainly making the most out of it. The Hendersonville, N.C., native averaged just 1.82 kills per set last season but has broken out with 3.29 a set this year. That mark leads

## Yellow Jackets Return To NCAA Tournament

• For the first time since 2004, the Georgia Tech Volleyball team is headed to the NCAA Tournament. The Yellow Jackets are the No. 3 seed in the Los Angeles sub-regional and will face No. 2 Baylor (22-9) in the first round on Friday at 8:30 p.m. ET. No. 8 national seed UCLA (23-8) and Long Beach State (22-8) will play the other first round match at Pauley Pavilion at 11:00 p.m. ET.

• The two winners from Friday night will then square off Saturday at 10 p.m. ET with a trip to the Sweet 16 on the line.

• The winner of the Los Angeles sub-re-



## 2009 Honors

### Preseason All-ACC

Chrissy DeMichelis (Aug. 18)

### ACC Player of the Week

Monique Mead (Aug. 31)

Brittany Roderick (Sept. 14)

### Regency Suites Invitational All-Tournament Team

MVP: Monique Mead (Aug. 29)

Libero: Jordan McCullers (Aug. 29)

Chrissy DeMichelis (Aug. 29)

Asia Stawicka (Aug. 29)

### Courtyard By Marriott Classic All-Tournament Team

MVP: Brittany Roderick (Sept. 12)

Libero: Jordan McCullers (Sept. 12)

Asia Stawicka (Sept. 12)

Mary Ashley Tippins (Sept. 12)

## Double-Doubles

### Monique Mead (8)

Aug. 28 vs. Georgia (20 kills, 10 digs)

Aug. 29 vs. Austin Peay (11 kills, 10 digs)

Sept. 11 vs. Clemson (12 kills, 11 digs)

Sept. 12 vs. SE Missouri St. (12 kills, 14 digs)

Oct. 2 at Florida State (19 kills, 14 digs)

Oct. 4 at Miami (18 kills, 10 digs)

Oct. 24 vs. Duke (13 kills, 10 digs)

Nov. 13 vs. Miami (21 kills, 11 digs)

### Mary Ashley Tippins (4)

Oct. 4 at Miami (60 assists, 10 digs)

Oct. 17 at Virginia (49 assists, 12 digs)

Oct. 24 vs. Duke (53 assists, 14 digs)

Nov. 13 vs. Miami (56 assists, 16 digs)

### Bailey Hunter (1)

Nov. 27 at Clemson (20 kills, 11 digs)

the team and is sixth in the ACC.

- At one point this season, Hunter had a string of 19 straight matches with at least 10 kills.

- In Georgia Tech's regular season finale at Clemson (Nov. 27), Hunter recorded her first career double-double. She posted career-highs of 20 kills and 11 digs helping the Jackets to a five-set win on the road.
- Hunter is hitting .235 on the season and also averages 0.78 digs per set and 0.30 blocks per set.

- Coming into this season, Hunter's career-high for kills was 13. In 2009, she has topped that on 14 different occasions.

### Mead Makes Bid For ACC Freshman Of The Year

- Freshman Monique Mead has lived up to the hype surrounding her coming out of high school. Tabbed the 2009 Gatorade

Player of the Year for Georgia and a second-team high school All-American, the Newnan, Ga., native began her career in style. Playing in front of a sell-out crowd at O'Keefe Gym against in-state rival Georgia, Mead recorded a double-double with 20 kills and 10 digs as the Jackets knocked off the Bulldogs in five sets.

- Mead also posted a double-double the next day against Austin Peay (11 kills, 10 digs) en route to ACC Player of the Week honors.

- Mead is second on the team and seventh in the ACC averaging 3.04 kills per set this year. She has reached double-figures in 21 of Tech's 30 matches. Mead has tallied at least 15 kills in five matches, including a career-high 21 against Miami on Nov. 13.

- Mead is also averaging 1.94 digs per set and 0.77 blocks.

## Mash Is Dishing It Out

- Junior Mary Ashley Tippins is another one of several Yellow Jackets taking advantage of increased playing time. "Mash" is starting every match for the first time in her career and has led the Tech offense to some impressive numbers.

- The setter from Atlanta is first in the ACC and 18th nationally dishing out 11.28 assists per set.

- Despite playing in just 40 matches over her first two seasons, Tippins ranks sixth in Tech history averaging 10.25 assists per set and is eighth with 2,302 career helpers.

- Tippins recorded her first career double-double Oct. 4 at Miami with 60 assists and 10 digs and now has four in the last two months.

- Tippins is sixth in the ACC with 0.32 service aces per set and is chipping in with 1.92 digs per set as well.

## Stawicka Is A Blocking Machine

- Sophomore Asia Stawicka has been doing it for the Jackets both offensively and defensively this season. She ranks seventh in the ACC with a .330 hitting percentage and is also fifth with a team-high 1.08 blocks per set.

- The Warsaw, Poland native has 122 total blocks this season, including a career-high 10 against Mississippi Sept. 12 which is tied for the fifth-most in the ACC this season.

- Stawicka ranks eighth in Tech history with 1.08 blocks per set.

## AVCA Coaches Poll

Week 14 (Nov. 30)

Rk	Team	Pts	Rec.	Prv.
1	Penn State (60)	1500	32-0	1
2	Texas	1421	24-1	2
3	Hawai'i	1378	28-2	3
4	Stanford	1299	21-7	6
5	Iowa State	1219	25-4	7
6	Washington	1180	23-5	4
7	Nebraska	1117	23-6	8
8	Illinois	1087	24-5	5
9	UCLA	1048	23-8	9
10	California	909	18-10	11
11	Minnesota	862	24-8	13
12	Florida State	793	28-2	14
13	Kentucky	753	27-4	10
14	Florida	703	23-5	15
15	Southern California	686	21-9	16
16	Michigan	635	24-9	12
17	Oregon	596	19-9	18
18	LSU	475	24-6	17
19	Arizona	412	19-10	19
20	Northern Iowa	332	30-2	20
21	St. Mary's (Calif.)	291	22-4	21
22	Saint Louis	188	24-7	22
23	Dayton	163	29-3	24
24	Tennessee	128	23-7	NR
25	Colorado State	78	23-5	23

Others receiving votes: Notre Dame 47; Ohio State 39; Washington State 28; Baylor 22; Duke 19; Long Beach State 14; UC Santa Barbara 13; Pepperdine 12; San Diego 9; Florida International 6; Ohio 6; TCU 5; Texas A&M 5; Louisville 4; New Mexico State 4; Rice 3

2009 Tech Opponents In Bold

## Seniors Get Back To Tourney

- On a team which features nine underclassmen, seniors Chrissy DeMichelis and Brittany Roderick get to end their Tech careers in style with what they hope is a long run in the NCAA Tournament.

- DeMichelis and Roderick have led this young team which features seven freshmen and the results are evident on the floor.

- DeMichelis is 10th in school history in kills per set (3.06) and also sixth in solo blocks (74).
- This season, the Aurora, Colo. native is 10th in the ACC in kills (2.94) and third on the team in total blocks (63) while registering at least 10 kills in all but six matches. She has over 1,000 kills in her career and set the Tech single-match record with six solo blocks against Virginia Tech in 2007.

- Roderick, meanwhile, broke out for a career-high in kills this season (2.08) and is averaging nearly two per set over the last two years for the Yellow Jackets. The Orlando, Fla., native has registered 16 matches of 10 or more kills over the past two years while playing in every set. In her senior year, she ranks ninth in the ACC in hitting percentage (.323) and is among the team leaders in blocks (62).

## By The Numbers

### Matches Leading Tech In Kills:

Monique Mead (13)  
Bailey Hunter (11)  
Chrissy DeMichelis (6)  
Brittany Roderick (2)  
Asia Stawicka (1)

### Matches Leading Tech In Digs:

Jordan McCullers (21)  
Monique Mead (4)  
Susan Carlson (1)  
Alison Campbell (1)

### Matches Leading Tech In Total Blocks:

Asia Stawicka (20)  
Chrissy DeMichelis (8)  
Monique Mead (7)  
Brittany Roderick (5)  
Mary Ashley Tippins (2)  
Bailey Hunter (2)

### Matches Leading Tech In Service Aces:

Mary Ashley Tippins (13)  
Monique Mead (11)  
Bailey Hunter (5)  
Susan Carlson (5)  
Brittany Roderick (4)  
Chrissy DeMichelis (3)  
Jordan McClusters (3)  
Hannah Tucci (1)

### Matches With 20+ Kills:

Monique Mead (2)  
20 vs. Georgia, Aug. 28  
21 vs. Miami, Nov. 13  
Chrissy DeMichelis (1)  
20 at Virginia, Oct. 17  
Bailey Hunter (1)  
20 at Clemson, Nov. 27

### Matches With 20+ Digs:

Jordan McCullers (9)  
20 vs. Northern Illinois, Sept. 5  
25 vs. Clemson, Sept. 11  
24 vs. Southeast Missouri, Sept. 12  
22 vs. Mississippi, Sept. 12  
20 at Miami, Oct. 4  
24 vs. Duke, Oct. 24  
24 vs. Miami, Nov. 13  
22 vs. Virginia, Nov. 20  
28 at Clemson, Nov. 27

### Matches With 10+ Blocks:

Asia Stawicka (1)  
10 vs. Mississippi, Sept. 12

## Getting It Done At O'Keefe

- With a 13-3 record at home this season, the Yellow Jackets have posted a stellar 170-48 (.780) record at O'Keefe Gymnasium since the volleyball team began playing matches there in 1995.
- Georgia Tech has won at least 10 matches at O'Keefe Gym in each of the last eight seasons and is consistently among the nation's leaders in attendance.
- Tech's success at home is partially due to the remarkable crowd support that the Yellow Jackets receive each and every match.
- The Yellow Jacket's 2009 season opening win over Georgia was played in front of the third-ever sell-out crowd (2,000) at O'Keefe.

## Johnson Proving The Projections Wrong

- With a new coach and just six returning players, Georgia Tech was picked to finish eighth in the ACC preseason poll and had just one preseason All-ACC selection.
- All first-year head coach Tonya Johnson has done is prove them wrong. Johnson, a former assistant coach at national powers Texas and LSU, quickly won the Tech fans over by beating in-state rival Georgia in her first career match. In her first season, she has led the Jackets to a third-place finish in the ACC, 21 wins and the program's first trip to the NCAA Tournament since 2004.

## Jackets Deny Seminoles Perfect Season

- The 2004 and 2009 Tech teams have more in common than just the last two

NCAA Tournament teams in school history. The 2004 Yellow Jackets were the last ACC team to go undefeated in conference play (16-0) and if not for the 2009 Jackets, Florida State would have accomplished the feat this season.

- Tech upset then-No. 17 Florida State 3-2 on Oct. 2 in Tallahassee and that would be the Seminole's only loss in ACC play. In fact, it was one of only two losses all year for Florida State, the No. 3 national seed in this year's field of 64. FSU's only other loss came at the hands of then-No. 5 Florida 3-2 in Gainesville.
- The win for the Yellow Jackets in Tallahassee was the program's first win against a ranked opponent on the road since upsetting No. 5 Nebraska 3-2 on Sept. 14, 2003.
- All three of Tech's set wins that October night came in extra points as it battled from behind for most of the match.

## Tech Picks Up Two Tournament Wins

- Georgia Tech won each of its home tournaments this season, the 12th time in history it has won at least two regular season tourneys.
- The Jackets beat Georgia, Austin Peay and Mercer to win the season-opening Regency Suites Invitational (Aug. 28-29) and then knocked off Clemson, Southeast Missouri and Ole Miss en route to the Courtyard by Marriott Classic (Sept. 11-12) title a couple of weeks later.

## MATCH HIGHS

### Individual

<b>Kills:</b>	21, Monique Mead, vs. Miami (Nov. 13)
<b>Hitting Pct.:</b>	.619 (15-2-21), Brittany Roderick, vs. Clemson (Sept. 11) .619 (13-0-21), Bailey Hunter, vs. North Carolina (Sept. 27)
<b>Assists:</b>	60, Mary Ashley Tippins, at Miami (Oct. 4)
<b>Digs:</b>	28, Jordan McCullers, at Clemson (Nov. 27)
<b>Blocks:</b>	10 (0-10), Asia Stawicka, vs. Mississippi (Sept. 12)
<b>Service Aces:</b>	4, Mary Ashley Tippins, vs. Minnesota (Sept. 19)

### Team

<b>Kills:</b>	73 vs. Miami (Nov. 13)
<b>Hitting Pct.:</b>	.400 (53-15-95) vs. NC State (Sept. 25)
<b>Assists:</b>	69 at Miami (Oct. 4)
<b>Digs:</b>	76 vs. Duke (Oct. 24)
<b>Blocks:</b>	15.0 at North Carolina (Oct. 30)
<b>Service Aces:</b>	9 vs. Georgia (Aug. 28)



## Jackets In The Rankings

TEAM			
Stat	No.	ACC	NCAA
Hitting Percentage	.244	4th	44th
Opponent Hitting Percentage	.193	6th	
Assists	12.84	2nd	35th
Assists Allowed	10.62	2nd	
Kills	13.75	3rd	43rd
Kills Allowed	11.57	2nd	
Blocks	2.19	6th	84th
Blocks Allowed	2.27	11th	
Service Aces	1.18	6th	165th
Service Aces Allowed	0.90	2nd	
Digs	12.73	12th	283rd
Digs Allowed	11.83	2nd	

INDIVIDUAL				
Player	Stat	No.	ACC	NCAA
Asia Stawicka	Hitting Pct.	.330	7th	67th
Brittany Roderick	Hitting Pct.	.323	9th	82nd
Bailey Hunter	Kills	3.29	6th	182nd
Monique Mead	Kills	3.04	7th	241st
Chrissy DeMichelis	Kills	2.94	10th	
Mary Ashley Tippins	Assists	11.28	1st	18th
Mary Ashley Tippins	Serv. Aces	0.32	6th	124th
Asia Stawicka	Blocks	1.08	5th	100th
Jordan McCullers	Digs	4.15	6th	145th

\*\*NCAA Stats Through Nov. 22

## ACC UPDATE

Team	ACC			Overall		
	W	L	Pct.	W	L	Pct.
1. Florida State	19	1	.950	28	2	.933
2. Duke	17	3	.850	27	5	.844
3. Georgia Tech	15	5	.750	21	9	.700
4. Clemson	13	7	.650	23	9	.719
5. Miami	11	9	.550	18	12	.600
No. Carolina	11	9	.550	15	16	.484
7. Virginia Tech	9	11	.450	19	12	.613
Wake Forest	9	11	.450	11	20	.355
9. Virginia	7	13	.350	12	19	.387
10. Maryland	6	14	.300	14	19	.424
11. Boston Coll.	2	18	.100	12	19	.387
12. NC State	1	19	.050	8	27	.229

## UPCOMING SCHEDULE

### Thursday, Dec. 3

Miami vs. Fla. International (Gainesville, Fla.), 5 p.m.

### Friday, Dec. 4

Clemson vs. Oregon (Lexington, Ky.), 5 p.m.

Duke at Tennessee (Knoxville, Tenn.), 7 p.m.

Miami vs. Florida/College of Charleston, 7 p.m.\*

Georgia Tech vs. Baylor (Los Angeles, Calif.), 8:30 p.m. ET

### Saturday, Dec. 5

Florida St. vs. Alabama A&M (Tallahassee, Fla.), 2 p.m.

Clemson vs. Kentucky/Michigan State, 7 p.m.\*

Duke vs. Minnesota/Louisville, 7 p.m.\*

Georgia Tech vs. UCLA/Long Beach State, 10 p.m. ET\*

### Sunday, Dec. 6

Florida State vs. Florida A&M/Jacksonville St., TBA\*

\* If victorious in first match



# Tonya JOHNSON

1st Season As Head Coach At Georgia Tech  
21-9 (.700)

Tonya Johnson, a six-year assistant and associate head coach at Texas, was named the seventh head volleyball coach in Georgia Tech history on January 9, 2009.

Johnson wasted no time in winning over the Tech fans as her first career match was a thrilling 3-2 win over arch-rival Georgia (Aug. 28, 2009) in front of a sell-out crowd at O'Keefe Gym. Picked to finish eighth in the ACC, Johnson has led the Yellow Jackets back to the NCAA Tournament for the first time since 2004. She compiled a 21-9 (.700) record in the regular season and earned a third-place finish in ACC play with a 15-5 mark.

Johnson was an assistant coach under Territt Elliott at Texas for five years before being promoted to associate head coach in 2008. She helped guide the Longhorns to the 2008 NCAA Final Four following back-to-back Regional Final appearances in 2006 and 2007. The Longhorns concluded last season with a 31-3 record after recording more than 20 victories in each of the four seasons prior.

An excellent recruiter on the national level, Johnson helped Elliott land the nation's second-ranked recruiting classes in each of the last three seasons (2006-08).



Texas' 2009 recruiting class is also expected to be among the country's best, with the signing of the nation's top- and fifth-ranked prep players. A Longhorn has earned the Big 12's Conference Freshman of the Year honor each of the last three seasons, one of whom has also been named the National Freshman of the Year.

In addition to serving as the recruiting coordinator, Johnson worked with the Longhorns' outside hitters, three of whom received All-America accolades over her last three seasons at Texas. Juliann Faucette, the National Freshman of the Year in 2007, was tabbed a first-team AVCA All-American in 2007 after receiving first team Big 12 honors as a freshman. Ashley Engle, a right-side hitter that earned Big 12 Freshman of the Year honors in 2006, was named a first-team AVCA All-American in 2008 after being tabbed to the AVCA All-America second team in 2006, and Destinee Hooker received first-team AVCA All-America honors in 2008 after earning second-team accolades in 2007 and honorable mention recognition in 2006.

Prior to her arrival at Texas in 2003, Johnson served as the top volleyball assistant at LSU from 1998-2003 under Fran Flory, where she was responsible for the majority of the Tigers' recruiting efforts. Johnson began her collegiate coaching career as an assistant under Flory at Kentucky in 1995.

Johnson was a four-year letterwinner at LSU from 1987-90, helping the Tigers to Southeastern Conference titles in 1989 and 1990. She led her Tiger team to the NCAA Final Four her senior year after LSU advanced to the NCAA Sweet 16 in 1989.

Prior to joining the collegiate coaching ranks, Johnson taught at Wellington Landings Middle School in Boca Raton, Fla., while serving as an assistant coach at Olympic Heights High School and coaching the Florida Gold Coast club team.

# 2009 GEORGIA TECH VOLLEYBALL ROSTER

<u>No.</u>	<u>Name</u>	<u>Pos.</u>	<u>Ht.</u>	<u>Cl.</u>	<u>Hometown (High School/Club Team)</u>
2	*Asia Stawicka	MB	6-0	So.	Warsaw, Poland (IX LO im K Hoffmanowej/UMKS MOS Wola Warszawa)
3	**Jordan McCullers	Lib./DS	5-7	Jr.	Kennesaw, Ga. (Harrison/A5)
5	Monique Mead	RS	5-10	Fr.	Newnan, Ga. (Landmark Christian School/A5)
7	Nicki Meyer	Lib./DS	5-6	Fr.	Gainesville, Fla. (Buchholz/Gainesville Juniors)
9	Hannah Tucci	Lib./DS	5-5	Fr.	Austin, Texas (Regents School of Austin/Austin Juniors)
10	***Chrissy DeMichelis	OH	6-1	Sr.	Aurora, Colo. (Overland/Colorado Juniors)
11	*Bailey Hunter	OH	6-1	So.	Hendersonville, N.C. (Hendersonville/Piedmont Triad)
13	Annie Czarnecki	MB	6-3	Fr.	Slinger, Wisc. (Pleasant Valley/Platform Elite)
15	***Brittany Roderick	MB/RS	6-1	Sr.	Orlando, Fla. (Lake Highland Prep/Orlando Volleyball Academy)
18	*Alison Campbell	OH	6-1	So.	Potomac, Md. (Washington Christian Academy/Metro American)
22	Jordan Kissman	S	5-10	Fr.	Denver, Colo. (Eaglecrest/Front Range)
23	Susan Carlson	OH	5-10	Fr.	Pasadena, Calif. (Mayfield Senior School/TCA-18)
25	**Mary Ashley Tippins	S	5-9	Jr.	Atlanta, Ga. (Marist/A5)

\* Indicates number of letters earned

**Head Coach:** Tonya Johnson (LSU, 1993), 1st year  
**Assistant Coach:** Craig Bere (Morehead State, 1995), 1st year  
**Assistant Coach:** Ed Tolentino (Detroit Mercy, 1997), 1st year  
**Volunteer Coach:** Chuck Crawford (Miami, Ohio, 2001), 1st year

**Athletic Trainer:** Carla Gilson  
**Strength & Conditioning:** Scott McDonald

## Pronunciation Guide

Craig Bere	Berry
Annie Czarnecki	Zar-NECK-ee
Chrissy DeMichelis	Duh-Michael-us
Asia Stawicka	Osh-uh STAH-veetz-kuh
Hannah Tucci	TOO-chee







# Asia **STAWICKA**

# #2

Middle Blocker · 6-0 · Sophomore  
Warsaw, Poland · IX LO im K Hoffmanowej

## Season Highs


Hitting Pct.:	.692 (9-0-13), vs. Georgia (8/28/09)
Kills:	12, at Virginia (10/17/09)
Assists:	2, vs. Austin Peay (8/29/09)
Digs:	5, at NC State (10/31/09)
Aces:	--
Solo Blocks:	3, at North Carolina (10/30/09)
Block Assists:	10, vs. Mississippi (9/12/09)
Total Blocks:	10, vs. Mississippi (9/12/09)

## Career Highs

Hitting Pct.:	.833 (10-0-12), vs. Georgia (8/29/08)
Kills:	12 (2x); Last at Virginia (10/17/09)
Assists:	2 (6x); Last vs. Austin Peay (8/29/09)
Digs:	5, at NC State (10/31/09)
Aces:	None
Solo Blocks:	3, at North Carolina (10/30/09)
Block Assists:	10, vs. Mississippi (9/12/09)
Total Blocks:	10, vs. Mississippi (9/12/09)

## Career Stats

Season	SP-MP	K	K/S	Pct.	A	A/S	SA	SA/S	DIG	D/S	BS	BA	TB	B/S
2009	113-30	186	1.65	.330	7	0.06	0	0.00	37	0.33	13	109	122	1.08
2008	71-19	115	1.62	.390	18	0.25	0	0.00	13	0.18	2	75	77	1.08
Career	184-49	301	1.64	.352	25	0.14	0	0.00	50	0.27	15	184	199	1.08







# Jordan McCULLERS

# #3

Libero/Defensive Specialist · 5-7 · Junior

Kennesaw, Ga. · Harrison

## Season Highs

Hitting Pct.:	--
Kills:	1, vs. Minnesota (9/19/09)
Assists:	5, vs. Miami (11/13/09)
Digs:	28, at Clemson (11/27/09)
Aces:	2 (2x); Last at NC State (10/31/09)
Solo Blocks:	--
Block Assists:	--
Total Blocks:	--

## Career Highs

Hitting Pct.:	--
Kills:	1 (4x); Last vs. Minnesota (9/19/09)
Assists:	5, vs. Miami (11/13/09)
Digs:	28, at Clemson (11/27/09)
Aces:	3 (2x); Last vs. Michigan (9/7/08)
Solo Blocks:	--
Block Assists:	--
Total Blocks:	--

## Career Stats

Season	SP-MP	K	K/S	Pct.	A	A/S	SA	SA/S	DIG	D/S	BS	BA	TB	B/S
2009	113-30	2	0.02	.000	62	0.55	11	0.10	470	4.16	0	0	0	0.00
2008	114-30	1	0.01	.000	15	0.13	18	0.16	243	2.13	0	0	0	0.00
2007	114-32	2	0.02	.083	17	0.15	12	0.11	249	2.18	0	0	0	0.00
Career	341-92	5	0.01	0.30	94	0.28	41	0.12	962	2.82	0	0	0	0.00





# Monique **MEAD**

# #5

Right-Side Hitter · 5-10 · Freshman  
Newnan, Ga. · Landmark Christian School

## Season Highs

Hitting Pct.:	.692 (9-0-13), vs. Virginia (11/20/09)
Kills:	21, vs. Miami (11/13/09)
Assists:	7, vs. Georgia (8/28/09)
Digs:	14 (2x); Last at Florida State (10/2/09)
Aces:	3 (3x); Last at Virginia (10/17/09)
Solo Blocks:	1 (3x); Last at NC State (10/31/09)
Block Assists:	7, vs. Ohio (9/5/09)
Total Blocks:	7 (2x); Last vs. Ohio (9/5/09)

## Career Highs

Hitting Pct.:	.692 (9-0-13), vs. Virginia (11/20/09)
Kills:	21, vs. Miami (11/13/09)
Assists:	7, vs. Georgia (8/28/09)
Digs:	14 (2x); Last at Florida State (10/2/09)
Aces:	3 (3x); Last at Virginia (10/17/09)
Solo Blocks:	1 (3x); Last at NC State (10/31/09)
Block Assists:	7, vs. Ohio (9/5/09)
Total Blocks:	7 (2x); Last vs. Ohio (9/5/09)

## Career Stats

Season	SP-MP	K	K/S	Pct.	A	A/S	SA	SA/S	DIG	D/S	BS	BA	TB	B/S
2009	113-30	344	3.04	.204	56	0.50	30	0.27	219	1.94	6	81	87	0.77
Career	113-30	344	3.04	.204	56	0.50	30	0.27	219	1.94	6	81	87	0.77







# Nicki MEYER

Libero/Defensive Specialist · 5-6 · Freshman  
Gainesville, Fla. · Buchholz

# #7

## Season Highs

Hitting Pct.:	--
Kills:	--
Assists:	--
Digs:	1 (2x); Last vs. Mercer (8/29/09)
Aces:	--
Solo Blocks:	--
Block Assists:	--
Total Blocks:	--

## Career Highs

Hitting Pct.:	--
Kills:	--
Assists:	--
Digs:	1 (2x); Last vs. Mercer (8/29/09)
Aces:	--
Solo Blocks:	--
Block Assists:	--
Total Blocks:	--

## Career Stats

Season	SP-MP	K	K/S	Pct.	A	A/S	SA	SA/S	DIG	D/S	BS	BA	TB	B/S
2009	4-4	0	0.00	.000	0	0.00	0	0.00	2	0.50	0	0	0	0.00
Career	4-4	0	0.00	.000	0	0.00	0	0.00	2	0.50	0	0	0	0.00





# Hannah TUCCI

# #9

Libero/Defensive Specialist · 5-5 · Freshman  
Austin, Texas · Regents School of Austin

## Season Highs


Hitting Pct.:	--
Kills:	--
Assists:	2 (3x); Last at Clemson (11/27/09)
Digs:	12, vs. Duke (10/24/09)
Aces:	2, vs. Miami (11/13/09)
Solo Blocks:	--
Block Assists:	--
Total Blocks:	--

## Career Highs

Hitting Pct.:	--
Kills:	--
Assists:	2 (3x); Last at Clemson (11/27/09)
Digs:	12, vs. Duke (10/24/09)
Aces:	2, vs. Miami (11/13/09)
Solo Blocks:	--
Block Assists:	--
Total Blocks:	--

## Career Stats

Season	SP-MP	K	K/S	Pct.	A	A/S	SA	SA/S	DIG	D/S	BS	BA	TB	B/S
2009	113-30	0	0.00	-.500	10	0.09	4	0.04	131	1.16	0	0	0	0.00
Career	113-30	0	0.00	-.500	10	0.09	4	0.04	131	1.16	0	0	0	0.00







*Chrissy*

**DeMICHELIS**

**#10**

Outside Hitter · 6-1 · Senior

Aurora, Colo. · Overland

### *Season Highs*


Hitting Pct.:	.500 (20-3-34), at Virginia (10/17/09)
Kills:	20, at Virginia (10/17/09)
Assists:	2, vs. Mississippi (9/12/09)
Digs:	5 (2x); Last vs. Miami (11/13/09)
Aces:	2, at Middle Tennessee State (9/4/09)
Solo Blocks:	3 (6x); Last at Virginia (10/17/09)
Block Assists:	4, vs. Southeast Missouri (9/12/09)
Total Blocks:	6, vs. Clemson, 9/11/09

### *Career Highs*

Hitting Pct.:	.714 (5-0-7), vs. South Florida (9/15/06)
Kills:	22 (3x); Last vs. Clemson (9/18/08)
Assists:	2, vs. Mississippi (9/12/09)
Digs:	5 (4x); Last vs. Miami (11/13/09)
Aces:	2, at Middle Tennessee State (9/4/09)
Solo Blocks:	6, vs. Virginia Tech (11/2/07) <b>**school record</b>
Block Assists:	5, vs. Duke (10/12/07)
Total Blocks:	8, vs. Virginia Tech (11/2/07)

### *Career Stats*

Season	SP-MP	K	K/S	Pct.	A	A/S	SA	SA/S	DIG	D/S	BS	BA	TB	B/S
2009	113-30	332	2.94	.215	7	0.06	6	0.05	64	0.57	34	29	63	0.56
2008	83-23	263	3.17	.242	2	0.02	2	0.02	41	0.49	12	33	45	0.54
2007	103-32	371	3.60	.203	0	0.00	1	0.01	43	0.42	22	39	61	0.59
2006	57-24	125	2.19	.190	1	0.02	0	0.00	17	0.30	6	15	21	0.37
Career	356-109	1,091	3.06	.214	10	0.03	9	0.03	165	0.46	74	116	190	0.53





# Bailey HUNTER

Outside Hitter · 6-1 · Sophomore  
Hendersonville, N.C. · Hendersonville

# #11

## Season Highs


Hitting Pct.:	.619 (13-0-21), vs. North Carolina (9/27/09)
Kills:	20, at Clemson (11/27/09)
Assists:	1 (5x); Last vs. Duke (10/24/09)
Digs:	11, at Clemson (11/27/09)
Aces:	2 (2x); Last vs. Duke (10/24/09)
Solo Blocks:	2 (3x); Last at Boston College (11/6/09)
Block Assists:	3, at Denver (9/18/09)
Total Blocks:	4, at Boston College (11/6/09)

## Career Highs

Hitting Pct.:	.619 (13-0-21), vs. North Carolina (9/27/09)
Kills:	20, at Clemson (11/27/09)
Assists:	3, vs. Clemson (11/28/08)
Digs:	11, at Clemson (11/27/09)
Aces:	2 (2x); Last vs. Duke (10/24/09)
Solo Blocks:	2 (3x); Last at Boston College (11/6/09)
Block Assists:	3 (2x); Last at Denver (9/18/09)
Total Blocks:	4 (2x); Last at Boston College (11/6/09)

## Career Stats

Season	SP-MP	K	K/S	Pct.	A	A/S	SA	SA/S	DIG	D/S	BS	BA	TB	B/S
2009	113-30	372	3.29	.235	6	0.05	16	0.14	88	0.78	13	21	34	0.30
2008	55-18	100	1.82	.258	9	0.16	0	0.00	16	0.29	3	16	19	0.35
Career	168-48	472	2.81	.240	15	0.09	16	0.10	104	0.62	16	37	53	0.32







# Annie CZARNECKI

# #13

Middle Blocker · 6-3 · Freshman  
Slinger, Wisc. · Pleasant Valley

## Season Highs

Hitting Pct.:	--
Kills:	--
Assists:	--
Digs:	--
Aces:	--
Solo Blocks:	--
Block Assists:	1, vs. Austin Peay (8/29/09)
Total Blocks:	1, vs. Austin Peay (8/29/09)

## Career Highs

Hitting Pct.:	--
Kills:	--
Assists:	--
Digs:	--
Aces:	--
Solo Blocks:	--
Block Assists:	1, vs. Austin Peay (8/29/09)
Total Blocks:	1, vs. Austin Peay (8/29/09)

## Career Stats

Season	SP-MP	K	K/S	Pct.	A	A/S	SA	SA/S	DIG	D/S	BS	BA	TB	B/S
2009	6-6	0	0.00	-1.000	0	0.00	0	0.00	0	0.00	0	1	1	0.17
Career	6-6	0	0.00	-1.000	0	0.00	0	0.00	0	0.00	0	1	1	0.17





# Brittany RODERICK

# #15

Middle Blocker/Right-Side Hitter · 6-1 · Senior

Orlando, Fla. · Lake Highland Prep

## Season Highs

Hitting Pct.:	.625 (5-0-8), (2x); Last vs. Wake Forest (10/23/09)
Kills:	15, vs. Clemson (9/11/09)
Assists:	3, vs. Mississippi (9/12/09)
Digs:	5 (2x); Last at Virginia (10/17/09)
Aces:	2 (2x); Last at Boston College (11/6/09)
Solo Blocks:	2, at Florida State (10/2/09)
Block Assists:	5 (2x); Last at Denver (9/18/09)
Total Blocks:	5 (2x); Last at Denver (9/18/09)

## Career Highs

Hitting Pct.:	.625 (5-0-8), (2x); Last vs. Wake Forest (10/23/09)
Kills:	15 (2x); Last vs. Clemson (9/11/09)
Assists:	4, vs. Clemson (9/18/08)
Digs:	5 (2x); Last at Virginia (10/17/09)
Aces:	2 (2x); Last at Boston College (11/6/09)
Solo Blocks:	2, at Florida State (10/2/09)
Block Assists:	8, vs. Florida A&M, 9/18/08
Total Blocks:	8, vs. Florida A&M, 9/18/08

## Career Stats

Season	SP-MP	K	K/S	Pct.	A	A/S	SA	SA/S	DIG	D/S	BS	BA	TB	B/S
2009	113-30	235	2.08	.323	8	0.07	14	0.12	45	0.40	7	55	62	0.55
2008	114-30	209	1.83	.204	28	0.25	3	0.03	28	0.25	3	72	75	0.66
2007	35-18	44	1.26	.179	12	0.34	0	0.00	12	0.34	2	9	11	0.31
2006	12-9	10	0.83	.192	2	0.17	0	0.00	2	0.17	0	3	3	0.25
Career	274-87	498	1.82	.253	50	0.18	17	0.06	87	0.32	12	139	151	0.55







# Alison CAMPBELL

# #18

Outside Hitter · 6-1 · Sophomore  
Potomac, Md. · Washington Christian Academy

## Season Highs


Hitting Pct.:	--
Kills:	1, vs. Georgia (8/28/09)
Assists:	2, at Maryland (11/8/09)
Digs:	12, at Boston College (11/6/09)
Aces:	1 (3x); Last at Maryland (11/8/09)
Solo Blocks:	--
Block Assists:	--
Total Blocks:	--

## Career Highs

Hitting Pct.:	.350 (20-6-40), vs. Georgia (8/29/08)
Kills:	20, vs. Georgia (8/29/08)
Assists:	6, vs. North Carolina (10/26/08)
Digs:	17, vs. Mississippi (9/12/08)
Aces:	3 (2x); Last vs. Virginia (11/1/08)
Solo Blocks:	2, vs. Mississippi (9/12/08)
Block Assists:	4, vs. Michigan (9/7/08)
Total Blocks:	5, vs. Michigan (9/7/08)

## Career Stats

Season	SP-MP	K	K/S	Pct.	A	A/S	SA	SA/S	DIG	D/S	BS	BA	TB	B/S
2009	60-19	1	0.02	.000	8	0.13	5	0.08	83	1.38	0	0	0	0.00
2008	111-30	147	1.32	.172	27	0.24	23	0.21	215	1.94	6	18	24	0.22
Career	171-49	148	0.87	.169	35	0.20	28	0.16	298	1.74	6	18	24	0.14





# Jordan KISSMAN

# #22

Setter · 5-10 · Freshman  
Denver, Colo. · Eaglecrest

## Season Highs

Hitting Pct.:	--
Kills:	--
Assists:	--
Digs:	--
Aces:	--
Solo Blocks:	--
Block Assists:	--
Total Blocks:	--

## Career Highs

Hitting Pct.:	--
Kills:	--
Assists:	--
Digs:	--
Aces:	--
Solo Blocks:	--
Block Assists:	--
Total Blocks:	--

## Career Stats

Season	SP-MP	K	K/S	Pct.	A	A/S	SA	SA/S	DIG	D/S	BS	BA	TB	B/S
2009	0-0	0	0.00	.000	0	0.00	0	0.00	0	0.00	0	0	0	0.00
Career	0-0	0	0.00	.000	0	0.00	0	0.00	0	0.00	0	0	0	0.00





# *Susan* **CARLSON**

# #23

Outside Hitter · 5-10 · Freshman  
Pasadena, Calif. · Mayfield Senior School

## *Season Highs*

Hitting Pct.:	.471 (6-1-12), at Miami (10/4/09)
Kills:	6, at Miami (10/4/09)
Assists:	4, at Miami (10/4/09)
Digs:	13, at Miami (10/4/09)
Aces:	2 (3x); Last vs. Boston College (10/10/09)
Solo Blocks:	--
Block Assists:	1, at Denver (9/18/09)
Total Blocks:	1, at Denver (9/18/09)

## *Career Highs*

Hitting Pct.:	.471 (6-1-12), at Miami (10/4/09)
Kills:	6, at Miami (10/4/09)
Assists:	4, at Miami (10/4/09)
Digs:	13, at Miami (10/4/09)
Aces:	2 (3x); Last vs. Boston College (10/10/09)
Solo Blocks:	--
Block Assists:	1, at Denver (9/18/09)
Total Blocks:	1, at Denver (9/18/09)

## *Career Stats*

Season	SP-MP	K	K/S	Pct.	A	A/S	SA	SA/S	DIG	D/S	BS	BA	TB	B/S
2009	59-19	11	0.19	.091	12	0.20	11	0.19	88	1.49	0	1	1	0.02
Career	59-19	11	0.19	.091	12	0.20	11	0.19	88	1.49	0	1	1	0.02







# Mary Ashley **TIPPINS**

# #25

Setter · 5-9 · Junior  
Atlanta, Ga. · Marist

## Season Highs



Hitting Pct.:	.714 (5-0-7), vs. Mercer (8/29/09)
Kills:	5 (5x); Last at Maryland (11/8/09)
Assists:	60, at Miami (10/4/09)
Digs:	16, vs. Miami (11/13/09)
Aces:	4, vs. Minnesota (9/19/09)
Solo Blocks:	1 (4x); Last at North Carolina (10/30/09)
Block Assists:	5, vs. Wake Forest (10/23/09)
Total Blocks:	5, vs. Wake Forest (10/23/09)

## Career Highs

Hitting Pct.:	.714 (5-0-7), vs. Mercer (8/29/09)
Kills:	5 (6x); Last at Maryland (11/8/09)
Assists:	65 (2x); Last vs. Clemson (9/18/08)
Digs:	18, vs. Michigan (9/15/07)
Aces:	4, vs. Minnesota (9/19/09)
Solo Blocks:	1 (6x); Last at North Carolina (10/30/09)
Block Assists:	5, vs. Wake Forest (10/23/09)
Total Blocks:	5 (2x); Last vs. Wake Forest (10/23/09)

## Career Stats

Season	SP-MP	K	K/S	Pct.	A	A/S	SA	SA/S	DIG	D/S	BS	BA	TB	B/S
2009	113-30	71	0.63	.276	1,275	11.28	36	0.32	217	1.92	6	42	48	0.42
2008	45-17	11	0.24	.222	458	10.18	6	0.13	91	2.02	1	16	17	0.38
2007	67-23	23	0.34	.212	579	8.64	8	0.12	110	1.64	1	14	15	0.22
Career	225-70	105	0.47	.256	2,312	10.28	50	0.22	418	1.86	8	72	80	0.36



# Career Record Book Update

Kills	Years	No.	Kills Per Set	Years	Avg.	Blocks Per Set	Years	Avg.	Service Aces Per Set	Years	Avg.
1. Lynnette Moster	2001-04	1,859	1. Maja Pachale	1998-01	4.21	1. Anna Nedderman	1998-99	1.39	1. Jennifer Wagner	1991-94	0.52
2. Maja Pachale	1998-01	1,836	2. Lynnette Moster	2001-04	4.02	2. Dena Schorn	1996-97	1.28	2. Cris Omiecinski	1992-95	0.42
3. Cris Omiecinski	1992-95	1,749	3. Cris Omiecinski	1992-95	3.86	3. Kerry Annel	1992-95	1.19	Lynnette Moster	2001-04	0.42
4. Talisa Kellogg	2005-08	1,736	4. Talisa Kellogg	2005-08	3.82	4. Jayme Gergen	2001-04	1.18	4. Allie Niekamp	2005-08	0.36
5. Lauren Sauer	2001-04	1,706	5. Lauren Sauer	2001-04	3.60	5. Rochelle Komula	1994-97	1.15	5. Lindsey Gray	2004-07	0.33
6. Kerry Annel	1992-95	1,603	6. Kerry Annel	1992-95	3.42	6. Alexandra Preiss	2000-03	1.10	Amanda Medrow	1996-99	0.33
7. Wendy Malins	1988-91	1,464	7. Rochelle Komula	1994-97	3.18	7. Kyleen Bell	1998-01	1.09	7. Wendy Malins	1988-91	0.31
8. Carla Gartner	1995-98	1,455	8. Laura DeMichelis	2005-07	3.12	<b>8. Asia Stawicka 2008-Pres. 1.08</b>			Erica Organ	1990-93	0.31
9. Rochelle Komula	1994-97	1,453	9. Alexandra Preiss	2000-03	3.11	9. Nikki Kaminskas	2004-07	1.07	9. Marta Bickert	1993-94	0.29
10. Kyleen Bell	1998-01	1,398	<b>10. Chrissy DeMichelis 2006-Pres. 3.06</b>			10. Carla Gartner	1995-98	1.01	10. Jennifer Beemsterboer	1987-90	0.27
									Lynnette Anderson	1994-97	0.27
Hitting Percentage	Years	Pct.	Total Blocks	Years	No.	Assists	Years	No.			
1. Alexandra Preiss	2000-03	.364	1. Kerry Annel	1992-95	560	1. Kele Eveland	2000-03	6,464			
2. Jayme Gergen	2001-04	.353	2. Rochelle Komula	1994-97	531	2. Andrea Nachtrieb	1993-96	6,102			
<b>3. Asia Stawicka 2008-Pres. .352</b>			3. Carla Gartner	1995-98	496	3. Allie Niekamp	2005-08	3,560			
4. Kerry Annel	1992-95	.348	4. Kyleen Bell	1998-01	494	4. Margaret Gales	1986-89	3,432			
5. Angie Propp	1992-94	.319	5. Jayme Gergen	2001-04	473	5. Lindsey Laband	2002-05	3,130			
6. Callie Miller	2005-08	.314	6. Alexandra Preiss	2000-03	441	6. Carolyn Clevenger	1996-99	2,804			
7. Lynnette Moster	2001-04	.308	7. Callie Miller	2005-08	430	7. Jennifer Castillo	1991-92	2,672			
8. Rochelle Komula	1994-97	.301	8. Lauren Sauer	2001-04	368	<b>8. Mary Ashley Tippins 2007-Pres. 2,312</b>					
9. Danielle Olein	1994-97	.296	9. Nikki Kaminskas	2004-07	362	9. Amanda Sabo	1996-98	1,096			
10. Marta Bickert	1993-94	.291	10. Lisa Kofskey	1986-89	321	10. Courtney Adler	1999-00	970			
Digs	Years	No.	Solo Blocks	Years	No.	Assists Per Set	Years	Avg.			
1. Jennifer Beemsterboer	1987-90	1,594	1. Lisa Kofskey	1986-89	102	1. Kele Eveland	2000-03	13.38			
2. Marisa Aston	2001-04	1,583	2. Lauren Sauer	2001-04	99	2. Andrea Nachtrieb	1993-96	13.04			
3. Michelle Kandell	2005-08	1,514	3. Kerry Annel	1992-95	96	3. Lindsey Laband	2002-05	12.93			
4. Lynnette Moster	2001-04	1,456	4. Laura Rullman	1985-88	77	4. Allie Niekamp	2005-08	11.23			
5. Wendy Malins	1988-91	1,453	<b>5. Chrissy DeMichelis 2006-Pres. 74</b>			5. Jennifer Castillo	1991-92	10.59			
6. Jennifer Wagner	1991-94	1,396	6. Angee Coman	1987-90	72	<b>6. Mary Ashley Tippins 2007-Pres. 10.28</b>					
7. Jennifer Randall	2002-05	1,392	7. Talisa Kellogg	2005-08	66	7. Courtney Adler	1999-00	8.43			
8. Cris Omiecinski	1992-95	1,330	8. Kyleen Bell	1998-01	64	8. Amanda Sabo	1996-98	8.12			
9. Margaret Gales	1986-89	1,278	9. Wendy Malins	1988-91	60	9. Carolyn Clevenger	1996-99	7.75			
10. Kele Eveland	2000-03	1,275	10. Rochelle Komula	1994-97	60	10. Margaret Gales	1986-89	7.18			
Digs Per Set	Years	Avg.	Block Assists	Years	No.	Service Aces	Years	No.			
1. Marisa Aston	2001-04	3.41	1. Rochelle Komula	1994-97	471	1. Jennifer Wagner	1991-94	250			
2. Michelle Kandell	2005-08	3.38	2. Kerry Annel	1992-95	464	2. Wendy Malins	1988-91	233			
3. Jennifer Beemsterboer	1987-90	3.33	3. Carla Gartner	1995-98	463	3. Lynnette Moster	2001-04	193			
4. Lynnette Moster	2001-04	3.15	4. Kyleen Bell	1998-01	430	4. Cris Omiecinski	1992-95	190			
5. Wendy Malins	1988-91	3.07	5. Jayme Gergen	2001-04	426	5. Margaret Gales	1986-89	143			
6. Cris Omiecinski	1992-95	2.94	6. Alexandra Preiss	2000-03	399	6. Lindsey Gray	2004-07	132			
7. Jennifer Wagner	1991-94	2.88	7. Callie Miller	2005-08	384	7. Amanda Medrow	1996-99	131			
8. Abby Showers	2003-06	2.86	8. Nikki Kaminskas	2004-07	328	8. Jennifer Beemsterboer	1987-90	128			
<b>9. Jordan McCullers 2007-Pres. 2.82</b>			9. Lauren Sauer	2001-04	269	9. Erica Organ	1990-93	127			
10. Amanda Hess	2000-01	2.78	10. Kele Eveland	2000-03	259	10. Rochelle Komula	1994-97	121			



2009 Division I Women's  
**VOLLEYBALL CHAMPIONSHIP**

**First and Second Rounds**  
December 3-4, 4-5 or 5-6

**Regionals**  
December 11-12

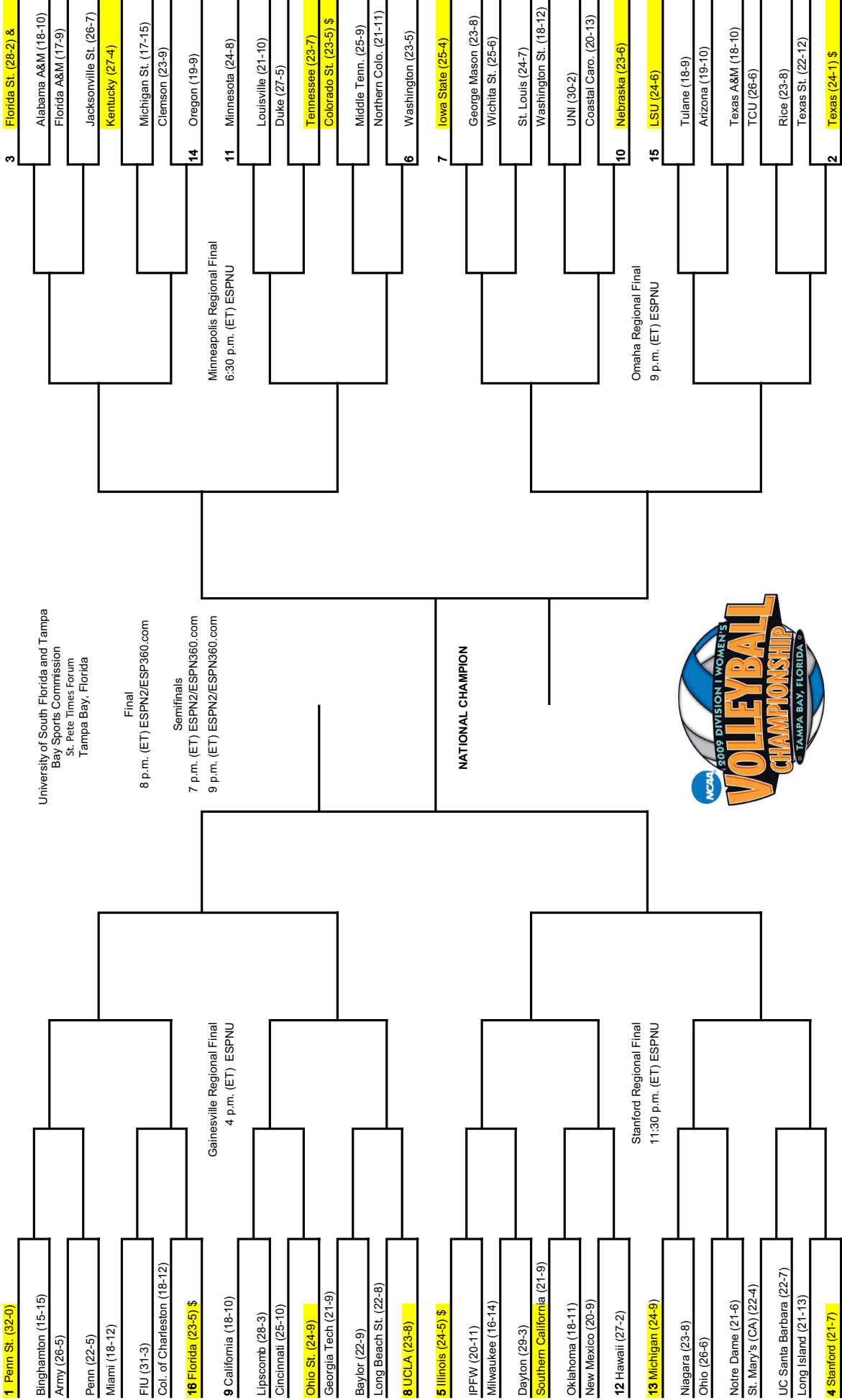
**Semifinals**  
December 17

**National  
Championship**  
December 19

**Regionals**  
December 11-12

**Semifinals**  
December 17

**First and Second Rounds**  
December 3-4, 4-5 or 5-6



\*First- and second-round matches will be played on the campus of one of the participating institutions.

**\$** - First and Second Round Host

**&** - First and Second Rounds Played Dec. 3-4

**&** - First and Second Rounds Played Dec. 5-6