



GEORGIA TECH BASKETBALL 2014-15

Tech Ends Season With ACC Tournament Loss to Boston College

Georgia Tech completed its fourth season under head coach Brian Gregory with a 66-65 loss to Boston College in the opening round of the Atlantic Coast Conference Tournament in Greensboro, N.C. The Yellow Jackets finished the season with a 12-19 overall record and a 3-15 mark in conference play.

After a strong performance in the non-conference season which saw the team go 9-3 against a schedule ranked among the top 30 most difficult in the nation, Tech struggled throughout the ACC schedule, dropping its first seven games, winning three of the next seven, then finishing out the season with five consecutive losses.

Among the Yellow Jackets' highlights were an 80-73 season-opening win over Georgia, which finished the year in the NCAA Tournament, non-conference wins over Vanderbilt (which reached NIT quarterfinals) and Rhode Island (reach the NIT round of 16), and a 70-50 win at 23rd-ranked Miami (reached the final four of the NIT).

Starting Five (plus two)

• Along with six Atlantic Coast Conference opponents, seven of Georgia Tech's non-conference foes reached post-season tournaments - Dayton and Georgia in the NCAA, Rhode Island and Vanderbilt in the NIT, Rider in the College Basketball Invitational (CBI), and IPFW and USC Upstate in the CollegeInside.com Tournament (CIT).

• Georgia Tech's strength of schedule was ranked No. 24 in ESPN's RPI rankings, and its non-conference strength of schedule is ranked No. 68.

• Tech ranked 12th nationally in rebound margin (+7.3), 11th in offensive rebounds per game (14.3).

• Thirteen of Tech's 16 conference losses (including the tournament) came by a total of 47 points (3.6 points per loss). North Carolina and Virginia were the exceptions, by an average of 30 points. Tech lost four times by one point, twice by two points, once by three, once by four, once by five, once by six and three times by seven. Three of those losses went to overtime. Conversely, Tech won its three conference games by a total of 45 points, all in double digits and all wire-to-wire.

• Tech ranked No. 29 in the nation in the adjusted defensive efficiency rating by Ken Pomeroy. The Jackets ranked fourth in the ACC in scoring defense vs. conference teams.

• Tech has a minus-0.70 "Luck" rating, KenPom.com's measure of a team's number of close games and its success in them. The Jackets ranked No. 323 in that category, or to look at it another way, the 29th unluckiest team in the country.

• Tech loses two scholarship players from this team, post men Demarco Cox and Robert Sampson.

• Tech's No. 13 seed in the ACC Tournament was its lowest ever.

FINAL SEASON WRAP-UP

GEORGIA TECH YELLOW JACKETS (12-19, 3-15 ACC)

Georgia Tech Breakdown: 8-8 home, 2-9 road, 2-2 neutral
 • RPI: #147 CBS / #151 ESPN / #83 KenPom / #95 Sagarin
 • Last game: lost to Boston College, 66-65, on March 10

Georgia Tech Coach Brian Gregory (Oakland, 1990):
 • 55-71 in fourth season at Tech
 • 227-165 in 12th season overall

ACC Finish: 13th (13th seed in ACC Tournament)

ACC Tournament: 0-1 (lost to Boston College, 66-65)

Tech in the ACC Tournament:

- Championships (3): 1985, 1990, 1993
- Overall record: 25-33
- In Greensboro, N.C.: 9-17
- As No. 13 seed: 0-1

Roster Breakdown:

- **Starters returning (3):** F Marcus Georges-Hunt, Sr.; G Tadic Jackson, So.; G Travis Jorgenson, r-So.
- **Starters lost (2):** C Demarco Cox, Sr.; F Robert Sampson, Sr.
- **Other letterwinners returning (9):** G Chris Bolden, Sr.; G Brooks Doyle, Sr.; F Abdoulaye Gueye, So.; G Josh Heath, Jr.; G Corey Heyward, r-Jr.; C Ben Lammers, So.; F Charles Mitchell, Sr.; F Rand Rowland, So.; F Quinton Stephens, Jr.
- **Other letterwinners lost (2):** F Aaron Peek, Sr.
- **Eligible transfers (1):** F Nick Jacobs, Sr.
- **Incoming freshmen (1):** F Sylvester Ogbonda

ROSTER AT-A-GLANCE (## INDICATES PROBABLE STARTERS)

0	Charles Mitchell F6-8..... 269 Jr. Marietta, Ga. 9.8 7.0 > 12th in ACC in reb. avg., 2nd in off. reb.; 7 double-doubles, including 4 ACC games
1	Tadic Jackson## G6-2..... 215 Fr. Tifton, Ga. 5.4 1.7 > Started last 6 games, Tech's No. 2 scorer in that stretch (9.8 ppg, 3.8 rpg, 2.0 apg); 6 double-digit games for the season
2	Chris Bolden G6-3..... 223 Jr. Suwanee, Ga. 6.9 1.8 > Started 11 games; 7.8 ppg and 35.7 pct. on 3s in ACC games; suspended last 6 games of season
3	Marcus Georges-Hunt G/F6-5..... 214 Jr. College Park, Ga. 13.6 5.5 > Missed ACC Tournament with a broken right foot; 16th in ACC in scoring, 23rd in rebounding, 10th in FT pct.
4	Demarco Cox## C6-8..... 276 Sr. Yazoo City, Miss. 8.8 6.1 > Double figures in 15 games, 9 ACC games (5 career at Ole Miss); led Tech in blocked shots (28)
5	Corey Heyward G6-1..... 214 r-So. Duluth, Ga. 1.3 0.7 > Saw 1st ACC action at Wake Forest, 12.3 mpg in his 14 ACC games played (DNP vs Duke, FSU), including 3 starts
10	Travis Jorgenson## G6-0..... 177 r-Fr. Columbia, Mo. 3.7 1.4 > Started 27 games; 3.3 apg, 1.85-1 a/to (8th in ACC); 5.0 ppg last 12 games
11	Josh Heath G6-2..... 172 So. Tampa, Fla. 4.3 1.4 > Started 4 games; 2.7 apg, 2.08 assist/turnover ratio; 5.6 ppg, 10-24 FG last 6 games
12	Quinton Stephens## F6-9..... 187 So. Atlanta, Ga. 6.0 2.9 > 29.9 pct. on 3s this season, GT leader in 3s and 3s attempted; double-figure scoring in 4 ACC games
13	Robert Sampson## F6-8..... 224 r-Sr. Atlanta, Ga. 5.5 6.5 > Five or more rebounds in 25 games; 6.5 rpg is 14th in ACC despite playing only 21.4 min per game
31	Aaron Peek F6-4..... 204 Sr. Atlanta, Ga. 0.0 0.0 > Played in 14 games in his career, including 4 ACC games
32	Brooks Doyle G6-4..... 205 Jr. Atlanta, Ga. 0.0 0.0 > Has played in 19 games in his career, including 9 ACC games
34	Abdoulaye Gueye F6-9..... 208 Fr. Dakar, Senegal 0.5 0.8 > Exchange student played last 2 yrs at Central Park Christian School, Birmingham, Ala.; played in 8 games
42	Rand Rowland F6-7..... 206 So. Cleveland, Ga. 0.0 0.0 > All-region performer at White County HS who also played golf, tennis and ran cross country
44	Ben Lammers C6-10..... 241 Fr. San Antonio, Texas 1.2 1.5 > Played in 19 games (5.9 mpg), scored 9 FG

MEDIA INFORMATION

Official GT website	Ramblinwreck.com
Twitter updates	@GTMBK, @GTBrianGregory
Instagram updates	GTMBK
Facebook	Facebook.com/gtmensbasketball
YouTube	Youtube.com/ramblinwrecktube
Tickets online	Ramblinwreck.com/tickets
Tickets by phone	888-TECH-TIX
Communications & PR Office	404-894-5445
Primary Men's Basketball contact	Mike Stamus
E-mail	mstamus@athletics.gatech.edu
Stamus' cell	404-218-9723
Assistant AD/Communications & PR	Chris Yandle
E-mail	cyandle@athletics.gatech.edu
Yandle's cell	404-702-7886

TECH NOTEBOOK

GEORGIA TECH 2014-15 RESULTS

N14	GEORGIA	W, 80-73
N18	ALABAMA A&M	W, 66-46
N21	IPFW	W, 78-69
N27	vs. Marquette#	L, 70-72
N28	vs. Rider#	W, 61-54
N30	vs. Rhode Island#	W, 64-61
D3	at Northwestern	W, 66-58
D6	USC UPSTATE	L, 54-59
D15	APPALACHIAN STATE	W, 70-57
D20	VANDERBILT	W, 65-60
D23	at Dayton	L, 61-75
D30	CHARLOTTE	W, 67-66
J3	at Notre Dame (14/13)	L, 76-83 (2ot)
J7	SYRACUSE	L, 45-46
J10	at Wake Forest	L, 69-76
J14	NOTRE DAME (12/12)	L, 59-62
J17	at Pittsburgh	L, 65-70
J22	at Virginia (2/2)	L, 28-57
J25	BOSTON COLLEGE	L, 62-64
J28	at Miami (23/23)	W, 70-50
J31	NC STATE	L, 80-81 (ot)
F4	at Duke (4/5)	L, 66-72
F7	WAKE FOREST	W, 73-59
F9	at Virginia Tech	L, 63-65
F14	FLORIDA STATE	L, 53-57
F16	CLEMSON	W, 63-52
F21	at North Carolina (15/16)	L, 60-89
F23	LOUISVILLE (17/15)	L, 51-52
F28	at Clemson	L, 63-70 (ot)
M3	NORTH CAROLINA (19/19)	L, 49-81
M10	vs. Boston College*	L, 65-66

*ACC Tournament (Greensboro, N.C.)

#Orlando Classic (Orlando, Fla.)

(AP/USA) - rankings in AP/coaches polls at time of game, current rankings for upcoming games (rv=receiving votes)

TECH TEAM STATISTICS

Category	2014-15	#ACC	*NCAA
Scoring offense	63.3	14/14	277
Scoring defense	64.6	6/4	126
Scoring margin	-1.3	12/12	227
Field goal pct.	.408	15/14	288
Field goal pct. def.	.440	12/11	226
3-pt FG pct.	.267	15/15	343
3-pt FG made	4.2	15/14	334
3-pt FG pct. def.	.319	5/6	57
3-pt FG allowed	5.5	4/4	n/a
Free throw pct.	.648	13/14	312
FT made	11.7	14/11	315
Rebound average	38.3	2/3	17
Rebound margin	+7.3	3/4	12
O-Reb per game	14.3	1/1	11
D-Reb per game	24.0	11/9	150
Assists per game	11.7	11/12	244
Turnover margin	-1.0	13/12	246
Assist/TO ratio	0.9	13/13	232
Turnovers per game	12.7	12/14	195
Blocks per game	3.4	11/11	180
Steals per game	5.7	8/6	227
Fouls per game	16.6	n/a	64

#All games/ACC games only

*NCAA rankings (351 teams ranked) through games of 4/6

n/a = no ranking available

Tech's ACC Tournament History

Georgia Tech has played in 36 ACC Tournaments, and has a 25-33 all-time record in the event. The Yellow Jackets have won three championships, in 1985 (Atlanta), 1990 (Charlotte) and 1993 (Charlotte).

Tech has been a runner-up four times (1986, 1996, 2005, 2010). The 1986, 1996 and 2010 runs to the finals occurred in Greensboro.

Tech was 0-2 in the ACC Tournament under coach Dwane Morrison, 15-16 under Bobby Cr-emins (including all three titles), 9-11 under Paul Hewitt (runner-up in 2005 and 2010) and 1-4 under Brian Gregory.

Three Seniors Complete Their Careers

The Atlantic Coast Conference Tournament was the scene of the last college basketball games for three Georgia Tech seniors.

• **Demarco Cox** - Fifth-year graduate student who played three-plus years at Ole Miss and nearly matched his point production with the Rebels in his one season at Georgia Tech, averaging 8.8 points and 6.1 rebounds, both third on the team ... Started all but one game this season ... Enrolled in Tech's graduate program in building construction and facility management ... Signed a contract in the off-season with the NFL's Indianapolis Colts.

• **Aaron Peek** - Non-scholarship forward who is the only Yellow Jacket to have been on the team since the beginning of Brian Gregory's tenure ... Played in 14 games and will graduate this spring with his bachelor's degree in public policy.

• **Robert Sampson** - Son of former Virginia All-America center Ralph Sampson who played his final season at Tech after transferring from East Carolina ... Averaged 5.5 points and 6.5 rebounds, ranking 14th in the ACC in rebound average, and started 13 games.

Georges-Hunt Misses ACC Tournament

Starting forward Marcus Georges-Hunt was sidelined for the ACC Tournament due to a broken right foot suffered early in the Yellow Jackets' final regular-season game against North Carolina.

The 6-5 junior from College Park, Ga., left the game barely three minutes in, and X-rays taken the day after revealed a fracture of the fifth metatarsal bone in his right foot. Georges-Hunt underwent surgery to repair the fracture on March 16.

Georges-Hunt was Tech's leading scorer this season, averaging a career-high 13.6 points per game while also averaging 5.5 rebounds per game. In ACC games, he averaged 14.0 points and 5.7 rebounds. He became the 43rd Georgia Tech player to exceed 1,000 career points this season, currently standing 36th on the Yellow Jackets' all-time list with 1,127 points.

They said it...

"You know Georgia Tech is just like us. We have two better players than them, but they're just like us. They run great stuff, but the ball doesn't go in. They're not a good shooting team and we're not a good shooting team. And that's the most frustrating thing because they do so many great things offensively and so many great things defensively, and so did we. But when the ball doesn't go in you struggle.

But they're a team that played Duke to the wire and had them. Notre Dame in overtime. They're young right now and they suffer the same things we suffer and that's 'you have wide open shots and they don't go down.'" - Louisville coach Rick Pitino

"You know I've always said that sometimes a lack of patience is the worst thing programs can do. Sometimes you just have to be patient with young guys, because they'll get it. I'm not telling the athletic director is the next John Wooden, but I can tell you something right now that he's a top 15 coach in the nation. There's no doubt. He kicked my [expletive] one time at Dayton and made me look like I never coached." - Louisville coach Rick Pitino

"Georgia Tech has had some tough, tough games, like I said earlier, they also had some, they go to Miami and beat Miami, they had Duke and it was a six-point game, no excuse me it was a four-point game, in the last minute of the half. I think Brian [Gregory]'s done a really nice job with his team. Those kids work awfully hard, and this is the ACC." - North Carolina coach Roy Williams

"Obviously rebounding with Brian [Gregory]'s team is always an issue. They do a great job of going to the glass. In transition they got it out and beat us down the floor some. I thought they pushed us around a little bit..."

"This team is much better than their ACC record shows. When you watch film of their team, they're competing extremely hard against everybody in our league. They're playing them down to the last two minutes, the last possession. They're much better than 3-11. Brian and his guys are doing a lot better job than what most people think. Especially getting those kids to compete as hard as they're competing right now." - Clemson coach Brad Brownell

"I've been in situations like Brian (Gregory); his team has just played so well. I watched all those films and you lose 10 games by maybe a total of 40 points; then you lose six games by a total of 12 points it has a tendency to wear on you. I've been where he is. His team is playing great defense. They are out-rebounding people extremely well. Sometimes you get to the end like today and the ball just doesn't bounce your way. We were very fortunate to get away with a victory today, in what I call an 'ACC Blowout'." - FSU coach Leonard Hamilton

"They had us very well scouted. We could never get into a real good flow. We were sputtering the entire game. I just kept changing schemes, and going from one system to another. We'd get a basket or two, but they did a very good job in their preparation, and we could never get in sync offensively. We just kind of hung on for dear life there at the end." - FSU coach Leonard Hamilton

Quick Post-Season Hits

• Thirteen of Georgia Tech's conference defeats (including the ACC Tournament) by a total of 47 points (3.6 points per game), three of those in overtime. Tech lost four times by one point, twice by two points, once by three, once by four, once by five, once by six and three times by seven. The seven-point loss at Notre Dame was a double-overtime defeat, and the seven-point loss at Clemson went one overtime. Eleven of those defeats were one- or two-possession games at the 1-minute mark.

• All three of Tech's ACC wins were decided by

TECH NOTEBOOK

GEORGIA TECH QUICK FACTS

Official Name: Georgia Institute of Technology
Location: Atlanta, Ga.
Enrollment: 21,000
Founded: 1885
Colors: Old Gold and White
Nickname: Yellow Jackets, Ramblin' Wreck
Mascot: Buzz (Yellow Jacket)
Fight Songs: Ramblin' Wreck, White and Gold
Conference: Atlantic Coast (ACC)
Home Arena: McCamish Pavilion (capacity 8,600)
President: Dr. G.P. "Bud" Peterson
Director of Athletics: Mike Bobinski
Faculty Representative for Athletics: Dr. Reginald DesRoches
Head Coach: Brian Gregory (Oakland, 1990)
Record at Tech: 55-71 (4th season)
Overall: 227-165 (12th season)
ACC Regular Season: 19-51
ACC Tournament: 1-4
NCAA Tournament: 1-2
Associate Head Coach: Chad Dollar (Milligan, 1996), 4th season
Assistant Coaches: Tom Herrion (Merrimack, 1999), 1st season Mamadou N'Diaye (Auburn, 2011), 1st season
Director of Player Personnel: Bruce Evans (Furman, 1992)
Director of Operations: Chris Jacobs (Coe College, 1999)
Athletic Trainer: Richard Stewart (Salisbury, 2005)
Strength Coach: Mike Bewley (Eastern Kentucky, 1998)
Video Coordinator: Trent Angelucci (South Carolina, 2009)

BASKETBALL HISTORY

100th season: 1st game, Feb. 17, 1906 vs. Auburn
All-time Record: 1,307-1,176
Winning/Losing/.500 Seasons: 51 / 45 / 4
NCAA Appearances (16): 23-16 record 1960, 1985, 1986, 1987, 1988, 1989, 1990, 1991, 1992, 1993, 1996, 2001, 2004, 2005, 2007, 2010
Final Fours (2): 1990, 2004
NIT Appearances (7): 8-7 record 1970, 1971, 1984, 1994, 1998, 1999, 2003
ACC Championships (3): 1985, 1990, 1993
ACC Regular-Season Titles (2): 1985 (tie), 1996
ACC Regular-Season Record: 226-332 (153-126 home, 73-207 road)
ACC Tournament Record: 25-33
SEC Championships (1): 1938
SEC Regular-Season Titles (1): 1937
Record at McCamish Pavilion: 3rd season, 29-21
Record at Alexander Memorial Coliseum: 55 seasons, 556-194
Record at Philips Arena: 7-11
Record at Arena at Gwinnett Center: 4-1
Record at Georgia Dome: 9-5
All-Time Head Coaches: 13
ACC Head Coaches: 4
All-America Selections: 14 (12 players)
Consensus All-Americans: 2
National Players of the Year: 1
All-ACC Selections: 48 times (27 players)
ACC Players of the Year: 2
ACC Rookies of the Year: 11
ACC Tournament MVPs: 3
ACC All-Freshman Team: 13

double digits and an average margin of victory of 15 points. The 11-point margin over Clemson was the smallest of the three wins. The Jackets led by as many as 18 points with 4:56 left in the game.

- Georgia Tech set two school season records, one good and one bad. The Yellow Jackets outrebounded their opponents by an average of 7.3 per game, easily breaking the previous mark of 5.8 by the 2006-07 team. Tech also shot 26.7 percent from three-point range, breaking the mark of 29.0 percent by the 1996-97 team.

- Georgia Tech won 18 of 31 opening tips this season.

- Georgia Tech out-rebounded 24 of 31 opponents (six ACC opponents out-rebounded Tech and Northwestern tied). Tech finished the season ranked 11th nationally in rebound margin, its highest-ever national ranking in that category.

- Georgia Tech led the ACC in offensive rebounds and ranked 11th nationally in that category at 14.3 per game. Tech scored an average of 12.7 points per game off those second chances.

- Because Marcus Georges-Hunt was sidelined with an injury, Tech used its ninth different lineup of the season in its ACC Tournament game against Boston College – Travis Jorgenson and Tadic Jackson at the guards, Quinton Stephens and Robert Sampson at the forwards and Demarco Cox at center. No Tech player started every game in 2014-15, the first time that has happened in four seasons under Brian Gregory.

- Ten different players started at least one game for Tech this season.

- Marcus Georges-Hunt missed the first game of his career after playing in 94 straight, starting 93 of those, when Tech played Boston College in the ACC Tournament. He broke his right foot in Tech's final regular-season game against North Carolina.

- Tech's three primary big men (Cox, Mitchell, Sampson) averaged 24.1 combined points out of Tech's 63.3 per game (38 percent), and the Yellow Jackets averaged 32.2 points in the paint compared to 28.1 for their opponents.

- Demarco Cox decided to give pro football a try, signing a free agent contract with the Indianapolis Colts following the season.

- Travis Jorgenson and Josh Heath finished the season with a combined 1.95-1 assist-turnover ratio. Jorgenson ranked ninth in the ACC at 1.85-1, while Heath posted a 2.07-1 ratio (not enough assists per game to qualify for ACC rankings).

Close Calls Story of Tech's Season

Georgia Tech's loss to Boston College was the latest in a string of heart-breaking losses for the Yellow Jackets in the Atlantic Coast Conference season.

For the 13th time in 16 conference losses, Tech was in a one- or two-possession game as the clock wound under a minute to play in regulation.

Five of Tech's ACC losses were one-point games at the one-minute mark, including both games against Notre Dame and its game with Syracuse. The Jackets trailed by two in one other, were tied in another, and trailed by four in the other two (at Pitt and at Duke).

Other than Tech's three ACC victories (all by double digits) and its losses to Virginia and North

NON-CONFERENCE BREAKDOWN

Team	Record	Conf.	RPI*	RPI#	Result
Alabama A&M	9-20	8-10	329	n/a	W, 66-46
Appalachian State	12-17	9-11	243	226	W, 70-57
Charlotte	14-18	7-11	204	53	W, 67-66
Dayton (NCAA)	27-9	13-5	29	33	L, 75-61
Georgia (NCAA)	21-12	11-7	45	n/a	W, 80-73
IPFW (CIT)	16-15	9-7	215	n/a	W, 78-69
Marquette	13-19	4-14	145	131	L, 70-72
Northwestern	15-17	6-12	130	90	W, 66-58
Rhode Island (NIT)	23-10	13-5	61	29	W, 64-61
Rider (CBI)	21-12	15-5	140	266	W, 61-54
USC Upstate (CIT)	24-12	8-6	207	230	L, 54-59
Vanderbilt (NIT)	21-14	9-9	88	138	W, 65-60

Strength of Schedule rank (overall): 24

Strength of schedule rank (non-conference): 68

*CBSsports.com (through games of 4/6)

#CBSsports.com (at time of the game)

Carolina (each by 29), the Yellow Jackets' other 13 conference games have been decided by a total of 47 points (3.6 points per game), three of those in overtime. Tech lost four times by one point, twice by two points, once by three, once by four, once by five, once by six and three by seven. The seven-point losses at Notre Dame and Clemson were double-overtime defeats.

Even Tech's non-conference games were mostly close and hard-fought. The average margin of victory in Tech's nine non-conference wins was 8.1 points, with only Alabama A&M and Appalachian State in double digits. The Jackets lost to Marquette by two, USC Upstate by seven.

Opponent	1-min mark*	Final
at Notre Dame	trailed by 1	L, 83-76 (2 ot)
Syracuse	led by 1	L, 46-45
Notre Dame	trailed by 1	L, 62-59
at Pittsburgh	trailed by 4	L, 70-65
Boston College	trailed by 2	L, 64-62
NC State	tied	L, 81-80 (ot)
at Duke	trailed by 4	L, 72-66
at Virginia Tech	led by 3	L, 65-63
Florida State	led by 1	L, 57-53
Louisville	trailed by 2	L, 52-51
at Clemson	trailed by 6	L, 70-63
vs. Boston College	led by 1	L, 66-65

*of regulation

Boardwork Empire

One of the cornerstones of head coach Brian Gregory's philosophy is that everybody rebounds and Tech wins the rebounding battle every game in order to fuel transition offense and earn second chances in the half-court.

The Yellow Jackets out-rebounded every opponent but seven (six ACC opponents and a tie at Northwestern) and out-rebounded their opponents by a school-record 7.3 per game (+4.4 vs. the ACC). They ranked third in the ACC in rebound margin (11th nationally), first in offensive rebounds (11th nationally).

- Tech's highest national ranking in rebound margin since the NCAA has tracked the statistic in 2002-03 had been 21st in 2006-07, when the Jackets set their previous all-time best mark of +5.8 per game.

- Tech has ranked in the top 100 each of the

TECH NOTEBOOK

TECH'S RECORD ...

2014-15 Under BG		
At home	8-8	36-29
On the road	2-9	13-32
At neutral sites	2-2	6-10
Vs. top-10 opponents	0-2	2-6
Vs. top-25 opponents	1-7	3-18
Vs. teams over .500	7-13	23-57
Vs. teams under .500	3-3	23-8
Vs. teams at .500	2-2	9-5
While in the top 25	0-0	0-0

In November	5-1	18-9
In December	4-2	16-6
In January	1-8	6-27
In February	2-5	10-20
In March	0-2	5-8
In April	0-0	0-0

Wearing white uniforms	7-8	38-31
Wearing gold uniforms	4-6	10-25
Wearing navy uniforms	1-4	5-13
Wearing black uniforms	0-0	0-1

Game is decided by 5 pts. or fewer	3-10	12-19
Game is decided by 10 or fewer	7-14	27-38

Leading at the half	10-4	43-20
Trailing at the half	1-12	12-47
Tied at the half	1-2	1-2
Leading with 5:00 to play	11-5	47-10
Trailing with 5:00 to play	1-13	7-57
Tied with 5:00 to play	0-0	1-3
In overtime games	0-3	1-7
After a bye in the ACC schedule	0-1	0-4

Tech scores 100 or more points	0-0	0-0
Tech scores 70 or more points	5-3	29-12
Tech scores less than 70 points	7-15	26-57
Opponent scores 100 or more points	0-0	0-0
Opponent scores 70 or more	1-10	8-36
Opponent scores less than 70	11-7	47-33
Opponent scores less than 50	1-1	9-2

Tech shoots 50 pct. or better	2-0	21-2
Opponent shoots 50 pct. or better	0-5	1-17
Opponent shoots under 40 pct.	4-2	29-15
Tech has a higher FG% than opponent	8-3	47-14
Tech has a lower FG% than opponent	4-15	8-56
FG percentage is even	0-0	0-0

Tech has more 3-point FGs	6-4	26-18
Tech has fewer 3-point FGs	6-13	28-43
3-point FGs are even	1-0	7-5

Tech attempts more FT than opponent	9-8	38-21
Tech attempts fewer FT than opponent	2-10	14-48
Free throw attempts are even	1-0	3-1

Tech outrebounds opponent	11-13	44-38
Opponent outrebounds Tech	0-6	7-33
Rebounds are even	1-0	4-0

Tech has fewer turnovers than opponent	6-3	24-13
Tech has more turnovers than opponent	6-13	28-51
Turnovers are even	1-2	4-6
Tech has more assists than turnovers	5-6	31-18

Committing more fouls	3-7	21-40
Committing fewer fouls	8-10	32-23
Fouls are even	1-1	3-6

4/more Jackets score in double figures	2-4	21-11
A Jacket scores 20 or more	3-4	15-15
A Jacket scores 30 or more	0-0	0-0

Scoring more bench points	7-14	38-36
Scoring fewer bench points	4-4	17-32
Bench scoring is even	1-0	1-2

last four years, and has never done so for four straight years. Under Brian Gregory, The Yellow Jackets have ranked 60th, 96th, 97th and 11th, respectively, the last four years, each team ranking among the top 11 in Tech history.

- Tech has outrebounded 82 of its 126 opponents under Gregory, with four ties, and 43 of its 75 ACC opponents (including tournament games).

Second Helpings

Georgia Tech ranked 11th nationally and led the ACC in offensive rebounds per game (14.3) this season. The Yellow Jackets were No. 2 in the ACC in percentage of available rebounds on the offensive glass (38.7 percent).

In conference games only, Tech was the ACC's best offensive rebounding team (13.71 per game) and was No. 2 in offensive rebound percentage (36.8).

Tech rebounded 41.3 percent of its own missed shots overall this season.

The Jackets had varying degrees of success cashing in on those second chances in some games, but averaged 12.7 points per game on second chances (11.5 in ACC games). It helped extend many of Tech's possessions and mitigate Tech's struggles in connecting from the floor (40.8 percent).

Tech averaged 0.92 points per offensive rebound in its wins (156 offensive rebounds/144 points), but only 0.90 points per offensive rebound (251 points on 279 offensive rebounds) in its losses.

The Go-To Guy

As Georgia Tech's leading scorer as a freshman and No. 2 as a sophomore, Marcus Georges-Hunt has been nothing if not consistent.

The 6-5 junior from College Park, Ga., again led the Yellow Jackets in scoring (13.6 ppg) and had 23 double-digit efforts this year. He posted career-high averages in scoring average, rebound average (5.5 per game) and free throw percentage (76.3 pct.).

He ranked 17th in the ACC in scoring, 25th in rebounding and ninth in free throw percentage. He was just outside the top 10 in steals.

He had scored in double digits in 11 straight games before his injury early in the final regular-season game against North Carolina, the longest such stretch of his career (had gone five straight games five times previously).

- Georges-Hunt scored 20+ points in three straight games at the end of January to begin that double-digit streak, including 24 to lead the Jackets past No. 23 Miami, 20 against Boston College and 23 against NC State.

- His 24 points at Miami was a career-best effort in an ACC game, complete with a career-high 10 field goals in 12 attempts and 4-for-6 from the foul line. He also had six rebounds, three assists and three steals.

- Georges-Hunt had 14 double-digit efforts in ACC games this season, averaging 14.0 points (17th-best in the conference), 5.7 rebounds and 2.1 assists with 22 steals in 17 games.

- He notched a career-high 25 against Char-

lotte on Dec. 30, and posted five 20+ scoring games after that. He had three 20+ games in his first two seasons.

- Georges-Hunt has 63 double-digit efforts in 94 career games, 32 in ACC games.

- He achieved career highs in free throws made, attempted and percentage (116-for-152, 76.3 pct.).

- He has improved statistically each season in most categories, from scoring (10.8 > 11.7 ppg > 13.6 ppg) to free throw percentage (62.9 > 67.4 > 76.3) to rebounds (4.9 > 4.3 > 5.5) to steals (0.77 > 0.82 > 1.30).

2014-15	PPG	RPG	APG	FG%	3P%	FT%
Non-conf	12.9	5.2	1.4	.421	.143	.776
ACC	14.0	5.7	2.1	.439	.378	.755
11 qms before UNC	16.5	6.4	2.6	.508	.419	.750

MGH 1K

Georges-Hunt became the 43rd Tech player to surpass 1,000 career points against NC State Jan. 31.

He is the first Tech player since Iman Shumpert (1,166 points in three seasons from 2008-11) to reach the milestone before his senior year. The last three players to reach the 1,000-point plateau -- Lewis Clinch (2005-09), Zachery Peacock (2006-10) and Daniel Miller (2010-14) all got there during their senior years.

Georges-Hunt is now in 35th place with 1,127 points.

31.	Gani Lawal (2007-10)	1,167
32.	Iman Shumpert (2008-11)	1,166
33.	Jim Caldwell (1963-65)	1,154
34.	Jim Nolan (1946-49)	1,136
35.	Marcus Georges-Hunt (2012-present)	1,127

Big Moments for MGH

Marcus Georges-Hunt has delivered some of his best basketball in key moments, most recently by scoring 15 of his 20 points in the second half to rally Tech from a 23-point deficit to force overtime at Clemson Saturday. He had five assists, three steals and no turnovers, and six of his nine rebounds in the second half of that game. He went 5-of-8 from the floor and 5-of-6 from the free throw line.

- In Tech's first ACC win at Miami, Georges-Hunt scored 17 of his 24 points in the second half to help Tech pull away at Miami. He hit 7-of-8 shots from the floor.

- Against Charlotte, he scored the game-winning basket on a drive to the lane with 1.9 seconds left. He scored 16 of his 25 points in the second half and eight of those in the final 5:06.

- Last season in Tech's Feb. 13 win over Boston College, he scored Tech's last eight points and hit the game-winning three-point basket while being fouled. He converted the four-point play and finished with 15 points.

- At Notre Dame on Jan. 3, he scored 12 of his 20 points after halftime, including a basket on a drive to give Tech its last lead at 59-58 with 38 seconds left.

TECH NOTEBOOK

THE LAST TIME A JACKET ...

Scored 30 or more points:
Iman Shumpert, 30 vs. North Carolina, 1/16/11

Led Tech in scoring off the bench:
Robert Sampson, 16 at Pittsburgh, 1/17/15

Grabbed 15 or more rebounds:
Daniel Miller, 15 vs. Delaware State, 11/14/11

Had 10 or more assists:
Iman Shumpert, 11 vs. Virginia Tech, 1/25/11

Had a double-double:
Charles Mitchell (14 pts/11 reb) vs. Boston College, 3/10/15

Played 40 minutes in regulation:
Jason Floyd vs. NC State, 1/2/99

Played every minute of an overtime game:
Alvin Jones (45 minutes, 1 OT) vs. New Orleans, 11/27/98

Played every minute of a multiple-OT game:
Matt Harpring (50 minutes, 2 OT) vs. North Carolina, 2-8-98

THE LAST TIME THE JACKETS ...

Scored 100 or more points:
vs. Florida A&M (100-59 win), 11/14/09

Scored 100 or more points in regulation:
vs. Florida A&M (100-59 win), 11/14/09

Scored 100 or more points in consecutive games: vs. Jackson State (100-70) on 11/13/06 and Georgia State (103-74) on 11/16/06

Allowed 100 or more points:
vs. Virginia Tech (102-77 loss) on 2/13/11

Allowed 100 or more points in regulation:
vs. Virginia Tech (102-77 loss) on 2/13/11

Shot 60 percent or better:
.712 (37-52) vs. Kentucky State, 1/30/10

Failed to make a three-point basket:
0-for-12 vs. Virginia, 1/22/15

Did not allow a three-point basket:
0-for-6 vs. Maryland, 1/30/11

Failed to make a free throw:
0-for-6 vs. Duke, 1/7/14

Grabbed 50 or more rebounds:
50 vs. North Carolina, 1/23/13

Two players had a double-double:
Charles Mitchell (18 pts/11 reb) and Demarco Cox (12 pts/10 reb) vs. NC State, 1/31/15

Two players had 10 or more rebounds:
Charles Mitchell (11) and Demarco Cox (10) vs. NC State, 1/31/15

Had 25 or more assists:
26 vs. East Tennessee State, 12/7/13

Blocked 10 or more shots:
12 vs. Tulane, 12/3/11

Had 15 or more steals:
19 vs. Wake Forest, 3/3/11

Had fewer than 10 turnovers:
9 vs. Boston College, 3/10/15

Had five players in double-figures in points:
Virginia Tech, 2/18/12

Had no player score 10 or more points:
Virginia (lost 57-28), 1/22/15

Had no player play 30 minutes:
North Carolina (lost 89-60), 2/21/15

Won by 30 or more points:
East Tennessee State (87-57), 12/7/13

Won by 40 or more points:
Kentucky State (98-50), 1/30/10

Won by 50 or more points:
Winston-Salem State (97-46), 1/3/07

Played an overtime game:
NC State (lost 81-80), 1/31/15

Defeated a Top 25 team:
#23/23 Miami (70-50), 1/28/15

Defeated a Top 25 team on the road:
#23/23 Miami (70-50), 1/28/15

Had a game postponed:
Boston College (in Atlanta), 2/12/14 (weather)

Had a game cancelled:
Fordham (in Atlanta), 11/27/10 (weather)

Notable Milestones and Streaks

- Charles Mitchell surpassed 700 career points March 3 against North Carolina with his 16-point effort. He now has 721 for his career (418 in 70 games at Maryland).
- Mitchell surpassed 600 career rebounds Feb. 23 against Louisville. He grabbed 407 in 70 games at Maryland, and now has 625.
- Demarco Cox scored 301 points in 102 games at Ole Miss. He scored more than 80 percent of that total (272) in 31 games this season and passed 500 for his career Feb. 7 against Wake Forest.
- Chris Bolden surpassed 500 career points at Miami Jan. 28. He now has 560.

The Postmen Cometh

Georgia Tech post rotation of Demarco Cox, Charles Mitchell and Robert Sampson produced as expected with their size and physicality, scoring in double figures frequently and establishing themselves as forces on the boards.

The trio averaged 24.1 points and 19.6 rebounds per game collectively this season.

All three rank among the ACC's top 20 in rebound average - Mitchell 12th, Sampson 14th, Cox 17th (Tech was the only team with four in the top 25, Marcus Georges-Hunt was 25th) - while Tech ranked No. 3 in rebound average and No. 3 in rebound margin (11th nationally).

- **Mitchell** was 12th in the ACC in rebounding at 7.0 per game, and was No. 2 in the conference in offensive rebounding at 3.52. The 6-8 junior made 52.1 percent of shots from the floor and 66.3 percent from the free throw line.

- **Cox**, who had just five double-digit scoring games in 102 at Ole Miss, reached double figures in 15 games this season, including nine double-digit games against ACC foes. He hit 50.7 percent of his shots from the floor, and averaged 6.1 rebounds and blocked a team-high 28 shots.

- **Sampson** became a steady contributor, first off the bench and now as a starter. He had four double-digit scoring games, and ranked 14th in the ACC in rebounds despite playing four fewer minutes on average, and has grabbed six or more rebounds in 20 games.

Making a Point

Georgia Tech has received steady production from its point guard tandem of red-shirt freshman Travis Jorgenson and sophomore transfer Josh Heath, despite their relative inexperience (combined 21 collegiate games before this season).

They have been solid with a combined 1.95-1 assist-turnover ratio and a combined 94 turnovers in 31 games. They have picked up some scoring load in recent games as well, combining to average 8.9 points per game, more than a full point point over their season average, in Tech's last 12 games.

Their combined efforts were key elements of Tech's ACC wins over Miami, Wake Forest and Clemson, each of which the Yellow Jackets led wire-to-wire and won by a combined 45 points.

Against Wake Forest, they had 10 assists and two turnovers while contributing nine points. At Miami, they totalled 12 points, five rebounds and

five assists, and went 8-for-10 from the free throw line. They totalled 15 points on 4-for-8 shooting from the floor and 7-for-8 on free throws with five assists against Clemson.

They combined for 17 points, six assists and just two turnovers in Tech's overtime loss to NC State.

Jorgenson, a red-shirt freshman coming off ACL surgery a year ago, started 27 games (Heath the other four) and had a 1.85-to-1 ratio (9th in the ACC).

Heath had a slightly better ratio at 2.07-1, but at 2.7 assists per game didn't have the minimum necessary to make the conference rankings.

ACC Games	FG%	3P%	FT%	FT-FTA	A/TO
Last 12	37.1	31.6	78.4	29/37	71/38
First 7	27.1	30.8	66.7	4-6	33/23

Tech Signs 6-10 Post Player

Sylvester Ogbonda, a 6-10 post player from Fort Washington, Md., signed a national letter-of-intent with Georgia Tech during the November signing period.

Ogbonda, originally from Nigeria, attends the National Christian Academy in Fort Washington. He is rated a three-star prospect by ESPN, Rivals and Scout, and is ranked as high as 26th nationally at the center position. DMVElite.com ranks Ogbonda No. 6 in the class of 2015 (all positions) in the Washington, D.C./Maryland/Virginia footprint.

Ogbonda helped National Christian to a 14-8 record in 2013-14, averaging 12 points and 10 rebounds per game, and 22-7 in 2012-13, averaging six points and six rebounds. He was named first-team All-Capital Beltway Athletic Association in 2013-14, and was named the league's defensive player of the year.

Tech Basketball Storylines

- Georgia Tech finished out its pre-conference schedule with its second-best record under Brian Gregory (9-3) against its toughest slate of opponents in four seasons. The Yellow Jackets' best pre-conference record under Brian Gregory was a 10-2 mark in 2012-13.

- Georgia Tech played its 100th season of men's basketball and its 36th season of competition in the Atlantic Coast Conference. Tech was a member of the Southern Conference for 11 years (1921-32), the Southeastern Conference for 32 years (1932-64), independent for 11 years (1964-75), a member of the Metro Conference for three years (1975-78), and independent for one more year (1978-79) before joining the ACC. Tech's first season was 1905-06, but the Yellow Jackets had no teams between 1910-12 and 1915-19.

- Georgia Tech returns three of the five starters it finished the season with (Marcus Georges-Hunt, Tadic Jackson, Travis Jorgenson) for 2015-16, and five other players who started at least three games (Chris Bolden, Josh Heath, Corey Heyward, Charles Mitchell, Quinton Stephens). Two other scholarship players who did not start a game but played in a combined 27 games - post players Abdoulaye Gueye and Ben Lammers - also return.

TECH NOTEBOOK

TECH HIGHS/LOWS

UNDER BRIAN GREGORY

Longest winning streak: 6 games (2012-13 season)
Longest ACC winning streak: 3 games (2013-14 season)
Longest losing streak: 7 games (2014-15 season)
Longest ACC losing streak: 7 games (2014-15 season)
Most points scored in a game: 92 vs. Florida A&M (won 92-59), 11/11/11
Most points scored - ACC game: 82 vs. NC State (won 82-71), 1/11/12; Wake Forest (won 82-62), 1/26/13
Fewest points scored in a game: 28 vs. Virginia (lost 57-28), 1/22/15
Fewest points scored - ACC game: 28 vs. Virginia (lost 57-28), 1/22/15
Most points allowed in a game: 93 vs. North Carolina (lost 93-81), 1/29/12
Most points allowed - ACC game: 93 vs. North Carolina (lost 93-81), 1/29/12
Fewest points allowed in a game: 36 vs. Rice (won 54-36), 11/22/12
Fewest points allowed - ACC game: 45 vs. Clemson (lost 45-41), 2/4/14
Largest margin of victory: 34 vs. Alabama State (won 75-41), 12/17/12
Largest margin of victory - ACC game: 20 vs. Wake Forest (82-62), 1/26/13; Miami (70-50), 1/28/15
Largest margin of victory - road game: 20 vs. Savannah State (won 65-45), 12/10/11
Largest margin of victory - ACC road game: 20 vs. Miami (70-50), 1/28/15
Largest losing margin: 32 vs. Virginia (70-38), 1/19/12; North Carolina (81-49), 3/3/15
Largest losing margin - ACC game: 32 vs. Virginia (70-38), 1/19/12; North Carolina (81-49), 3/3/15
Most points allowed in a win: 73 vs. Georgia (won 80-73), 11/14/14
Most points scored in a loss: 81 vs. North Carolina (lost 93-81), 1/29/12
Fewest points scored in a win: 51 vs. Boston College (won 51-47), 2/4/12
Fewest points allowed in a loss: 45 vs. Clemson (lost 45-41), 2/4/14
Largest deficit overcome to win a game: 13 vs. VCU (won 73-60), 11/18/11
Largest deficit overcome to win a road game: 13 vs. #6 Miami (won 71-69), 3/6/13
Largest lead given up in a loss: 15 vs. Boston College (lost 84-64, ACC Tournament), 3/14/13; St. John's (lost 69-58), 11/30/13
Largest 2nd-half lead given up in a loss: 13 vs. Louisville (lost 52-51), 2/23/15
Highest FG pct.: .583 (28-48) vs. Virginia Tech, 2/18/12
Highest FG pct. - ACC game: .583 (28-48) vs. Virginia Tech, 2/18/12
Lowest FG pct.: .245 (12-49) vs. Virginia, 1/22/15
Lowest FG pct. - ACC game: .245 (12-49) vs. Virginia, 1/22/15
Highest 3-pt pct.: .600 (9-15) vs. NC State, 1/11/12
Highest 3-pt pct. - ACC game: .600 (9-15) vs. NC State, 1/11/12
Most 3-pt FG: 11 vs. Wake Forest, 3/3/12
Most 3-pt FG - ACC game: 11 vs. Wake Forest, 3/3/12
Lowest 3-pt pct.: .000 (0-12) vs. Virginia, 1/22/15
Lowest 3-pt pct. - ACC game: .000 (0-12) vs. Virginia, 1/22/15
Highest FG pct. allowed: .623 (38-61) vs. North Carolina, 2/21/15
Highest FG pct. allowed - ACC game: .623 (38-61) vs. North Carolina, 2/21/15
Lowest FG pct. allowed: .229 (11-48) vs. Rice, 11/22/12
Lowest FG pct. allowed - ACC game: .292 (14-48) vs. Wake Forest, 2/16/13
Highest 3-pt pct. allowed: .625 (10-16) vs. North Carolina, 1/29/12
Highest 3-pt pct. allowed - ACC game: .625 (10-16) vs. North Carolina, 1/29/12
Lowest 3-pt pct. allowed: .091 (1-11) vs. NC State, 3/3/13
Lowest 3-pt pct. allowed - ACC game: .091 (1-11) vs. NC State, 3/3/13
Fewest free throws made: 0 (0-6) vs. Duke, 1/7/14
Most assists: 26 vs. East Tennessee State, 12/7/13
Fewest assists: 2 vs. Virginia, 1/22/15
Most turnovers: 24 vs. Florida State, 2/1/12
Fewest turnovers: 6 vs. Virginia, 1/19/12; Wake Forest, 3/3/12; Presbyterian, 11/8/13; Notre Dame, 2/26/14

• Nick Jacobs, a 6-8 forward from Atlanta who sat out last season after transferring from Alabama, becomes eligible for 2015-16 and is a senior.

Summer Makeover

Georgia Tech's staff responded to the graduation of Daniel Miller and Kammeon Holsey, and the unexpected departure of Robert Carter, Jr., by signing three transfer big men in Demarco Cox, Nick Jacobs and Charles Mitchell, who have combined to play eight seasons of college basketball at high-major programs, and has Robert Sampson, who sat out last season after playing three seasons at East Carolina. Those four players had combined to start 127 collegiate games.

The addition of these players made Tech's post presence bigger and more physical than at any time in Gregory's tenure.

Gregory also responded to two vacancies on his staff by bringing in Mamadou N'Diaye to coach the big men, and Tom Herrion to coach the point guards. Both are regarded as excellent teachers and recruiters. In 11 seasons as an assistant coach at Providence, Virginia and Pittsburgh, Herrion helped those teams to nine post-season appearances (five NCAA) and an average of 20 wins. N'Diaye, in just his fourth season as a college coach, helped Coastal Carolina to 54 wins and two post-season bids in three seasons.

Depth and Versatility Everywhere

Head coach Brian Gregory utilized at least nine of his 12 scholarship players in every game but one this season (exception - Boston College in the ACC Tournament when Marcus Georges-Hunt was injured), as many as 11 in nine games.

In the post: Tech had five players to rotate through its two post positions, thanks to the addition of Demarco Cox and Charles Mitchell as transfers this summer and the eligibility of Robert Sampson, who sat out last season after transferring from East Carolina. Those three players have played 268 college games and made 98 collegiate starts. Tech also had two freshmen big men in Abdoulaye Gueye and Ben Lammers, and signed a 6-10 post player in the early signing period, meaning the front court will remain deep.

On the wings: Tech had four players to ro-

tate through the two wing positions, including returning letterwinners Marcus Georges-Hunt, Chris Bolden and Quinton Stephens, who had 157 games and 92 starts under their belts before the season, and added the Georgia state class 6A player of the year in freshman Tadic Jackson.

At the point: Two letterwinners returned here - Corey Heyward, who started 14 of Tech's last 15 games as a freshman, and red-shirt freshman Travis Jorgenson, who injured his knee four games into the 2013-14 season and missed the rest of the season. Sophomore Josh Heath, who played 17 games as a freshman at South Florida, transferred to Tech over the summer. The point guard group has three years to play in the Tech program.

Homegrown Jackets

Head coach Brian Gregory and his staff have made recruiting Georgia a priority since his arrival in 2010, and 12 of the Yellow Jackets' 18 players on the 2014-15 roster season hailed from the Peach State.

Tech's 2013-14 team featured 14 players from the state of Georgia, unprecedented in the history of Yellow Jacket basketball. Tech had more players from its home state on its roster than any team on Division I college basketball, followed by Charlotte (13), Wisconsin-Milwaukee (13) and Purdue (12).

The "Iron Five"

The Jackets have five non-scholarship players on the roster who form the scout team in practice and is dubbed the "Iron Five" by Coach Gregory. That unit includes forwards Brooks Doyle, a junior, and Aaron Peek, a senior, both 6-4 players from Atlanta who each saw action for Tech the last two years, a pair of freshman guards in Patrick Lamar (Atlanta) and Bernard Woodside (Tampa, Fla.), and 6-7 sophomore forward Rand Rowland (Cleveland, Ga.).

Making History

Georgia Tech has made a little bit of history during its four seasons under head coach Brian Gregory.

• The first came quickly, a 68-56 win over Georgia in Athens on Dec. 7, 2011, the team's first victory in Athens in 35 years.

TECH ALL-TIME VS. THE ACC

Opponent	Overall	in ACC	Tourney	In McCamish Pavilion	In Opponent Current Venue	Current Streak
Boston College	12-9	8-8	1-1	1-1	2-5	Lost 2
Clemson	60-67	32-44	2-1	1-2	8-34	Lost 1
Duke	23-69	19-56	3-7	0-1	5-33	Lost 8
Florida State	27-39	17-25	0-2	0-2	7-13	Lost 10
Louisville	13-16	0-1	--	0-1	0-0	Lost 3
Miami	8-11	6-11	0-1	0-2	3-4	Won 1
North Carolina	24-66	22-52	5-4	0-3	4-23	Lost 6
NC State	37-56	29-42	3-3	0-2	2-11	Lost 5
Notre Dame	7-5	1-3	0-0	1-1	1-3	Lost 3
Pittsburgh	5-2	0-2	0-0	0-1	0-1	Lost 2
Syracuse	3-3	1-1	0-0	0-1	1-1	Lost 1
Virginia	39-37	37-36	5-4	1-1	1-5	Lost 3
Virginia Tech	6-15	5-11	1-3	1-1	1-7	Lost 1
Wake Forest	40-38	39-36	0-4	2-0	8-18	Won 1

TECH NOTEBOOK

MEDIA GUIDELINES

Georgia Tech's practices are generally closed to the public and the media, but coaches and players are available prior to practice, typically twice a week and generally on Mondays and Thursdays prior to practices that occur on those days. Notices will be announced weekly to confirm the schedule for the week.

TV stations are allowed to shoot B-roll during the first 15 minutes of those practices during the course of the season.

Media are asked to notify Mike Stamus ahead of time to make specific player requests.

Interview requests with players that need to be conducted at other times must be made through the Georgia Tech communications office at least 24 hours in advance. These interviews will be conducted at a time and place convenient to the players' availability and class schedule.

Media are asked not to contact players directly either by phone, e-mail or text. They are instructed not to accept those. Every effort will be made to make players available.

INTERVIEWS WITH COACH GREGORY

Media wishing to speak with Coach Gregory at times other than scheduled media sessions are asked to set up an appointment in advance through the communications office. He also is available each Monday on the ACC Teleconference (10:40 a.m.), and other teleconferences may be scheduled as demand warrants.

POST-GAME INTERVIEWS

Coach Gregory and the visiting team's head coach will each hold a post-game press conference in the designated interview room (Shah Media Room at McCamish Pavilion).

Players requested by the media will be brought to the interview room following the coaches press conferences, outside the team's locker room when the team is on the road.

BRIAN GREGORY RADIO SHOW

Head coach Brian Gregory's weekly radio show airs each Monday from 7-8 p.m. live on "680 the Fan" and 93.7 FM and will be replayed later in the evening on "All News 106.7 FM."

ACC COACHES' WEEKLY TELECONFERENCE

The 15 ACC head basketball coaches will be featured on nine Monday teleconferences during the 2014-15 season, beginning on Monday, January 5, 2014, and continuing through March 2. Each coach will have 10 minutes to make an opening statement and answer questions. There will be an instant replay of each teleconference on the Conference's internet site TheACC.com each Monday afternoon.

Georgia Tech head coach Brian Gregory will be on the teleconference either at 11:50 a.m. or 12:10 p.m. each week with the exception of the following dates when Tech has a Monday game (Feb. 9, 16 and 23). Coaches whose teams play on Monday evening will not participate in that day's teleconference.

Contact the ACC media relations office at 336-851-6062 for the call-in number and for questions on the schedule.

- With its 80-73 win at Georgia Nov. 14, Tech has now defeated its in-state rival four consecutive games for the first time since winning four straight during its final two seasons in the Southeastern Conference (1962-63, 1963-64). The Jackets have also won back-to-back games in Athens for the first time since winning three straight from 1959-61.

- For the first time since Roy McArthur in 1946-47 and 1947-48, Gregory has won in his first four tries against state-rival Georgia.

- Tech has won three ACC road games each of the last two seasons and went 5-7 overall on the road in 2013-14, the team's best road record since 2007-08. Tech has won eight of its last 26 ACC road games after winning three of the previous 36 dating back to the beginning of the 2008-09 season.

- One of those road wins was Tech's first-ever victory over Virginia Tech in Blacksburg, a 64-54 win last Feb. 9. That came after seven losses in Cassell Coliseum.

- Like his two predecessors, Brian Gregory captured his first career ACC victory on the road (82-71 over NC State on Jan. 11). Bobby Cremins defeated Maryland for his first, 45-43 on Dec. 23, 1981, while Paul Hewitt won at Virginia, 73-68, on Jan. 9, 2000.

- Tech has beaten a top 10 team on the road each of the past two seasons, including a 67-62 win at No. 7 Syracuse on March 4, 2014. Tech defeated Miami, ranked No. 6 and eventual ACC Champion, 71-69 on March 6, 2013. The Jackets had not defeated a top 10 team on the road since the 2003-04 season.

Arts and Letters

Not only has Georgia Tech improved on the court since Gregory arrived, but has made big strides in the classroom as well. Beginning with Moe Miller and Lance Storrs in the summer after Gregory took over the reins at Tech, every four-year senior in the program has graduated.

Derek Craig and Nick Foreman received their Tech degrees in 2012, as did the 2013 senior class of Mfon Udofia, who finished his business administration degree work in the summer, and Pierre Jordan, who completed his Masters degree requirements in building construction in the spring. Brandon Reed graduated in the summer with his management degree before transferring back to Arkansas State to play his final year of basketball.

All three of Tech's four-year seniors in 2013-14 - Kammeon Holsey, Daniel Miller and Jason Morris - graduated in the spring.

Trae Golden and Marcus Georges-Hunt made the Academic All-ACC team in 2013-14, Georges-Hunt for the second time, and the Yellow Jackets have had at least one player named to that team since it was instituted for the 2010-11 season.

Tech's men's basketball scored a perfect team single year Academic Progress Report score of 1000 in the 2010-11 APR Report, a first for the program, and posted a four-year average of 972, an all-time high, last spring.

Degrees of Separation

Two former notable Georgia Tech players from the last decade - guards Jarrett Jack and Matt Causey - walked across the stage on the McCamish Pavilion floor Dec. 13 to receive academic degrees.

Jack, fulfilling a promise to his mother, received his bachelor's degree in management nearly 10 years after he played his final Tech game. Jack, a nine-year NBA veteran now playing for the Brooklyn Nets, starred at point guard for the Yellow Jackets from 2002-05, leading Tech to a pair of NCAA Tournaments, including a run to the national championship game in 2004, and an NIT berth.

Causey, who played for the Jackets in 2007-08, completed his masters degree in business administration. After beginning his college career at Georgetown and playing at North Georgia College, Causey sank Notre Dame on a last-second three-pointer in the Paradise Jam and scored 30 in a win over Virginia Tech later that season.

Checking the Lineup Card

Head coach Brian Gregory has used eight different starting lineups this season, only one change made due to injury. Ten players have started at least one game, and only Marcus Georges-Hunt has started every game.

In 2013-14, injuries forced several lineup changes, and only Georges-Hunt and Miller started every game. Nine players started at least four games for Tech, and Gregory used nine different starting lineups.

In 2012-13, he went with essentially two different lineups, and three players - Carter, Jr., Miller and Mfon Udofia - started every game. Tech's lineup for 14 of the first 15 games was Mfon Udofia and Brandon Reed at the guards, Marcus Georges-Hunt and Robert Carter, Jr., at the forwards and Daniel Miller at center. Chris Bolden replaced Reed in game 16 at Duke and started 15 of the last 16 games.

Gregory utilized seven different starting lineups in his first season 2011-12, many of those forced by significant injuries and suspensions. Two players - Kammeon Holsey and Daniel Miller - started every game.

Six Tech Alumni on NBA Rosters

Seven former Georgia Tech basketball stars were on NBA team rosters when the 2013-14 season opened, more than any team in the ACC except Duke (15) and North Carolina (14).

Three players began the 2014-15 season with new teams. Jarrett Jack, an 11-year NBA veteran who played in Cleveland last year, was traded to Brooklyn in the off-season. Anthony Morrow began his ninth season in the league as a member of the Oklahoma City Thunder. Thaddeus Young, who has spent his entire seven-year NBA career in Philadelphia, was traded to Minnesota.

Chris Bosh, who spent the first seven years of his NBA career in Toronto, is in his fifth season in Miami looking for his third NBA title with the Heat, but without LeBron James.

Iman Shumpert was being looked upon to fill a leadership role in his fourth season with the New York Knicks, then was traded to Cleveland in

TECH NOTEBOOK

McCAMISH PAVILION 411

Name: McCamish Pavilion (mc-CAME-ish), named for Atlanta insurance executive Hank McCamish who gave the lead gift for the facility

Capacity: approximately 8,600 (6935 court level, 1665 balcony level)

Cost: \$50 million

Contractor: Whiting-Turner

Architect: Populous

Cremins Court: the court remains named for the former Tech head coach

Alexander Courtyard: located at the Fowler Street entrance, honors the former Tech director of athletics and the history of the former Tech home arena named for him

Grand entrance: 10th and Fowler Streets, foyer includes graphic representations of retired jerseys and Tech's two Final Four appearances

Other entrances: West entrance off Fowler Street (students and media), East entrance from main arena parking (for club patrons)

Features: center-hung scoreboard and video boards, mezzanine fascia ribbon boards, theatrical lighting, primarily chairback seating, club area

FACTS AND DATES

- 2,500 cubic yards of concrete removed
- 3,000 cubic yards of concrete installed
- 500 tons of new steel installed
- Over 1 mile of new railing installed
- 20,000 gallons of paint used
- 2,000 feet of new mechanical piping
- 2,500 feet of new ductwork
- \$4M in new audio-visual and scoreboards
- 50 TV's throughout the concourse and Callaway Club
- Farthest distance material has traveled to get on site: 4,835 miles
- Shortest distance material has traveled to get on site: 1 mile
- Number of Tech alumni involved in the project: over 100
- Number of days construction took: 520
- Number of 1950's old style Coke bottles found while installing the underground foundations: 11
- Number of new staircases: 13
- Number of new sports lights for the competition floor: Over 300
- 270-degree court view from concourse

Groundbreaking: May 5, 2011

Opening: October, 2012

First public event: Oct. 21, Jacket Jam (men's and women's scrimmages)

First men's game: Nov. 9 vs. Tulane

Head coaches: Brian Gregory of Georgia Tech, Ed Conroy of Tulane

Officiating crew: Karl Hess, Gary Maxwell, Raymond Styons

TV announce crew: Tom Werme, Cory Alexander (ACC Network)

First Tech points: Marcus Georges-Hunt (2 FT, 18:13, 1st half)

First basket: Tulane's Josh Davis (18:44, 1st half)

Attendance: 8,600 (sellout)

First women's game: Nov. 11 vs. Tennessee

Tech played 55 seasons in Alexander Memorial Coliseum, compiling a record of 556-194 (.741). Miami was the last team to play Tech there, a game Tech won, and was the first ACC team to play in McCamish Pavilion, which Miami won. For the 2011-12 season, Tech played its home games at Philips Arena and the Arena at Gwinnett.

early January, and Derrick Favors is emerging as a star in his fifth NBA season with Utah.

Will Bynum, a member of Tech's 2004 Final Four team who spent the last six years in Detroit, was traded to and then waived by Boston the night before the season began. Later in the year, he was picked up by the Washington Wizards for the stretch run of the regular season.

The newcomer in the Tech group this year was Glen Rice, Jr., who starred last season in the NBA's developmental league. He was selected by Philadelphia in the second round of the NBA draft and traded to Washington, where he played last season. He was on the Wizards roster early this season before being re-assigned to the team's D-League affiliate and subsequently being released.

Two other former Jackets - Mfon Udofia and Kammeon Holsey, were selected in the recent NBA D-League draft.

Welcome to The Hank

Georgia Tech is playing its third season in McCamish Pavilion, which was for all intents and purposes, brand new when it opened for the 2012-13 season. The only physical elements of McCamish Pavilion that remain from the venerable Alexander Memorial Coliseum are the roof, which has been re-covered, and the 32 steel ribs that support it.

The capacity of McCamish Pavilion is 8,600, including 1,665 seats in the new balcony level and 6,935 seats in the lower seating bowl. There are no suites, but there is a premium club area that seats 500. Alexander Memorial Coliseum seated 9,191 spectators in its final configuration.

The most striking features of McCamish Pavilion are its grand entrance, which fronts 10th and Fowler Streets, the ability for patrons to view the court from the main concourse nearly all the way around, and the theatrical lighting system, which concentrates light on the court while leaving the seating areas dark, modeled after the Staples Center in Los Angeles and Madison Square Garden in New York.

Tech played 55 seasons in Alexander Memorial Coliseum, compiling a record of 556-194 (.741). Miami was the last team to play Tech in Alexander Memorial Coliseum, a game Tech won, and was the first ACC team to play in McCamish Pavilion on Jan. 5, which Miami won. For the 2011-12 season, Tech played its home games at Philips Arena and the Arena at Gwinnett.

Tech's NCAA Tournament History

Georgia Tech played in the NCAA Tournament five times in 11 seasons under head coach Paul Hewitt and has played in the event 16 times in its history. Fifteen of those appearances have occurred from 1985 to the present.

Tech has a record of 23-16 in NCAA Tournament play, highlighted by its 2004 trip to the NCAA title game as well as a Final Four berth in 1990. The Yellow Jackets have reached the NCAA Sweet 16 seven times (1960, 1985, 1986, 1990, 1992, 1996, 2004).

The 2004 and 2005 appearances were the Yellow Jackets' first back-to-back appearances since Bobby Cremins led the Institute to the Big

GAMES STARTED

	Consec.	2014-15	Career	Conference
Chris Bolden	0	11	40	31
Demarco Cox	19	30	*59	22
Marcus Georges-Hunt	0	30	93	57
Josh Heath	0	4	*8	5
Corey Heyward	0	3	17	16
Tadric Jackson	6	6	6	6
Travis Jorgenson	14	27	27	17
Charles Mitchell	0	18	*36	18
Robert Sampson	13	14	*66	36
Quinton Stephens	1	12	12	1

**includes starts at previous school*

Career ACC includes ACC Tournament starts

Dance nine straight years from 1985-93.

Georgia Tech has won at least one game in 11 of its 16 NCAA Tournament appearances.

TECH NOTEBOOK

TECH ALUMNI IN THE NBA

Player	Team
Chris Bosh	Miami Heat
Will Bynum	Washington Wizards
Derrick Favors	Utah Jazz
Jarrett Jack	Brooklyn Nets
Anthony Morrow	Oklahoma City Thunder
Iman Shumpert	Cleveland Cavaliers
Thaddeus Young	Brooklyn Nets

OTHER TECH ALUMS IN PRO BALL

Tony Akins	Sonic Boom KT (South Korea)
Alade Aminu	TED Kolejiler (Turkey)
D'Andre Bell	Osaka Evessa (Japan)
Lewis Clinch	Grindavik (Iceland)
Mouhammad Faye	AGOR (Greece)
Zam Fredrick	Barsy Atyrau (Kazakhstan)
Trae Golden	Lapua (Finland)
Kammeon Holsey	Grand Rapids (NBDL)
Gani Lawal	Trabzonspor (Turkey)
Stephon Marbury	Beijing Ducks (China)
Anthony McHenry	Ryukyu Golden Kings Okinawa (Japan)
Daniel Miller	Rio Natura Monbus Obradoiro (Spain)
Moe Miller	Stockholm White Eagles (Sweden)
Isma'il Muhammad	inactive
Ed Nelson	San Jose/Unimed (Brazil)
Jim Nystrom	08 Stockholm (Sweden)
Zachery Peacock	Cholet (France)
Glen Rice, Jr.	Rio Grande Valley (NBDL)
Luke Schenscher	Adelaide 36ers (Australia)
Jeremis Smith	Macabi Rishon (Israel)
Lance Storrs	Aguilas (Colombia)
Theodis Tarver	Speyer (Germany)
Mfon Udofia	Austin Spurs (NBDL)
Mario West	La Union (Argentina)

*2014-15 team unknown, last year's team listed

FORMER TECH PLAYERS IN COACHING

*College or NBA

Player (at Tech)	Current Position
Rod Balanis (1990-94)	Notre Dame asst. coach
Darryl LaBarrie (1998-01)	Georgia State asst. coach
Craig Neal (1983-88)	New Mexico head coach
Kyle Perry (1998-01)	USC Upstate asst. coach
Mark Price (1982-86)	Charlotte Hornets asst. coach
Fred Vinson (1992-94)	New Orleans Pelicans asst. coach

FORMER TECH COACHES IN COACHING

Coach (at Tech)	Current Position
Perry Clark (1982-88)	South Carolina asst. coach
Sherman Dillard (1988-94)	Iowa asst. coach
Paul Hewitt (2000-11)	George Mason head coach
John O'Connor (2004-10)	Lafayette asst. coach
Billy Schmidt (2011-14)	Florida asst. to head coach
Cliff Warren (2000-05)	Maryland asst. coach
Derek Whittenburg (1994-99)	NC State dir. player dev.
Charlton Young (2005-09)	Florida State asst. coach
Peter Zaharis (2000-11)	Emory volunteer coach

TECH'S MOST FREQUENT NON-ACC FOES

Alabama*	28-41
Auburn*	61-53
Florida*	26-20
Georgia*	105-86
Kentucky*	15-56
Louisville	13-15
Mercer	28-17
Mississippi State*	16-13
South Carolina	24-18
Tennessee*	27-42
Tulane*	36-33
Vanderbilt*	33-40

*SEC member while Tech was a member (1932-64)

GEORGIA TECH'S

CONFERENCE AFFILIATIONS

Southern Conference	1922-32
Southeastern Conference	1933-64
Metro Conference	1975-78
Atlantic Coast Conference	1979-present

TECH AT NON-POWER 5 OPPONENT

VENUES SINCE 2000

Date	Opponent	Conference	Result
12/23/14	Dayton	Atlantic-10	L, 61-75
12/29/13	Charlotte	C-USA	W, 58-55
12/29/11	Fordham	A-10	L 66-72
12/3/11	Tulane	C-USA	L 52-57
12/22/10	Siena	MAAC	L 57-62
11/15/10	Kennesaw State	A-Sun	L 63-80
1/2/10	Charlotte	A-10	W 76-67
12/14/09	Chattanooga	SoCon	W 95-64
11/22/08	Mercer	A-Sun	W 82-76 (ot)
11/11/07	Tennessee State	OVC	W 99-85
1/10/06	Centenary	Summit	W 85-69
12/28/05	Air Force	Mt. West	L 46-54
11/22/04	Illinois-Chicago	Horizon	W 60-59
11/23/03	Cornell	Ivy	W 90-69
1/2/03	Tulane	C-USA	L 66-80
2/16/02	Saint Louis	C-USA	W 60-40

TECH IN THE BIG TEN-ACC CHALLENGE

Overall record: 5-9 (Home: 4-3, Away: 1-6)

Date	Result	Opponent	TR	OR
12/3/14	aW 66-58	Northwestern	-	-
12/3/13	hW 67-64	Illinois	-	-
11/28/12	aL 62-75	Illinois	-	22/22
11/29/11	hL* 60-76	Northwestern	-	-
11/30/10	aL 71-91	Northwestern	-	-
2009	did not participate			
12/30/08	hL 83-85	Penn State	-	-
11/27/07	aL 79-83	Indiana	-	15/15
11/28/06	hW 77-73	Penn State	21/24	
11/30/05	aL 88-86	Michigan State	-	13/14
11/30/04	hW 99-68	Michigan	4/4	-
12/3/03	aW 73-53	Ohio State	13/15	-
12/4/02	aL 63-64	Minnesota	-	20/17
11/28/01	hW 62-61	Wisconsin	-	-
11/28/00	aL 67-85	Iowa	-	-
12/1/99	hL* 77-80	Michigan	-	-

*Philips Arena, Atlanta, Ga.

TOP-25 WINS FOR BRIAN GREGORY

Dec. 8, 2007	at No. 11 Louisville*	70-65
Dec. 29, 2007	No. 6 Pittsburgh*	80-55
Jan. 9, 2008	No. 22 Rhode Island*	92-83
Nov. 29, 2008	No. 15 Marquette*	89-75
Feb. 11, 2009	No. 14 Xavier*	71-58
Nov. 19, 2009	No. 21 Georgia Tech* (n)	63-59
Mar. 11, 2011	No. 18 Xavier* (n)	68-67
Mar. 6, 2013	at No. 6 Miami	71-69
Mar. 4, 2014	at No. 7 Syracuse	67-62
Jan. 28, 2015	at No. 23 Miami	70-50

*at Dayton

TECH'S 20-WIN SEASONS

Year	Overall	Conf.	Post-season
2010	22-12	7-9	NCAA
2007	20-12*	8-8	NCAA
2005	20-12	8-8	NCAA 2nd round
2004	28-10*	9-7	NCAA runner-up
1996	24-12*	13-3	NCAA Sweet 16
1992	23-12*	8-8	NCAA
1990	28-7*	8-6	Final Four
1989	20-12*	8-6	NCAA
1988	22-10*	8-6	NCAA
1986	27-7*	11-3	NCAA Sweet 16
1985	27-8*	9-5	NCAA Elite Eight
1971	23-9*	na	NIT runner-up
1963	21-5*	10-4	none
1960	22-6*	11-3	NCAA Sweet 16

*won 20 games by end of regular season

BIO UPDATES

2 • Chris Bolden • G • 6-3 • Jr.

- Wing guard who played off the bench most of the season.
- Started seven straight games and 11 of the last 14 before sitting out the final six games of the season on a suspension.
- Had scored in double digits in four of six games before his suspension.
- Averaged 10.2 points in that stretch, including a season-high 16 at Duke, 13 in Tech's win at Miami and 14 against Wake Forest over that stretch ... Hit 27-of-62 (43.5 pct.) from the floor and 14-of-37 (37.8 pct.) from three-point range in that stretch.
- Hit four threes each against Duke and Wake Forest, matching his career high ... Had not made more than two in a game this season up to then.
- 17-for-35 from the floor in his last three games, 10-of-22 on threes.
- Hit 35.7 percent on his threes in ACC games, leading team in percentage, makes (20) and attempts (56) until his suspension ... Percentage in all games is a career-high 32.6.
- Career 36.0-percent shooter from the three-point area in ACC games, compared to 31.1 percent in all games.
- Helped Tech get off to early leads against Miami and Wake Forest with his shooting ... Scored 11 of his 14 against Wake in the first half ... Scored nine of his 13 at Miami in the first half.
- His 16 points at Duke were his most since scoring a career-best 21 at Miami his freshman year.
- Despite scoreless games at Pitt and Virginia, averaged 7.8 points in ACC games.
- Found ways to score other than the three, driving and shooting runners - 36-for-69 (52.1 pct.) from inside the arc.
- Scored in double digits six times in ACC games, including both games vs. Notre Dame (season-high 14 points, 5-9 FG, 2-4 3s in South Bend; 13 points, 5-6 FG, 3-3 3s in Atlanta).
- Scored 10 points (4-9 FG) and dished career-high four assists vs. USC Upstate ... Only double-digit game in non-conference play.
- Had nine points and four rebounds in win at Northwestern, went 5-of-6 from FT line in final 24 seconds to help seal the victory.
- Made at least one three in 18 games, multiple threes in seven games.

Bolden Career Highs

Points: 21, at Miami -- 3/6/13

Rebounds: 6, North Carolina -- 1/29/14

Assists: 4, Virginia Tech -- 1/12/13; USC Upstate -- 12/6/14; at Virginia Tech -- 2/9/13

Steals: 4, at Wake Forest -- 1/10/15; Wake Forest -- 1/26/13; at Wake Forest -- 2/16/13

Blocks: 1, 10 times

FG made: 8, at Miami -- 03-06-13; at Miami -- 3/6/13

FG attempts: 18, at Miami -- 03-06-13; at Miami -- 3/6/13

3FG made: 4, 5 times

3FG attempts: 8, 3 times

FT made: 5, at Northwestern -- 12/03/14; Duke -- 2/18/14; Virginia -- 2/3/13

FT attempts: 7, Duke -- 2/18/14; Virginia -- 2/3/13

Minutes: 37, Duke -- 2/18/14; Virginia -- 2/3/13

4 • Demarco Cox • F/C • 6-8 • r-Sr.

- Started all but one game at the five spot, giving Tech a scoring presence and a rock-solid defender around the basket.
- Signed a free agent contract with the Indianapolis Colts (NFL) following the season.
- Tech's third-leading scorer (8.8 ppg) and rebounder (6.0 rpg) ... 8.6 ppg and 5.8 rpg in ACC games.
- Reached double digits in 15 games (nine vs. ACC teams), surpassing his total of five in 102 career games at Ole Miss.
- Scored in double digits in seven of Tech's last 12 games, 14 points and six rebounds in Tech's final regular-season game against North Carolina ... Made a season-high seven field goals in 11 attempts.
- Posted his second double-double against an ACC team with 11 points (5-6 FG) and a season-high 11 rebounds against Louisville ... Scored 12 each in back-to-back against Florida State and Clemson (11-of-16 FG, 5.5 rpg).
- Scored in double-digits in another three straight games - 10 at Miami, 12 vs. NC State, 10 at Duke - averaging 10.7 points and 7.0 rebounds over that stretch.
- Finished second on the team in field goal percentage (50.7 pct.) ... Led team in blocked shots (28).
- Did a fine job defensively against three of the ACC's top post players - Duke's Jahliil Okafor (14 points on 5-12 FG, 3 turnovers), Wake's Devin Thomas (6 points, 5 rebounds, 3-9 FG, 4 turnovers, was benched last 17 minutes of the game) and Louisville's Montrezl Harrell (8 points, 8 rebounds in 38 minutes).
- Exceptional in consecutive games against Wake Forest and Notre Dame back-to-back early in January, averaging 15.5 points and 7.0 rebounds while hitting 12-of-17 shots from the floor and 7-for-9 from the foul line, and blocking four shots.
- Went 6-for-7 for 14 points at Wake Forest, his first double-digit game since Dec. 15 vs. Appalachian State (13 points, 6-7 FG) ... Followed that with a career-high 17 vs. Notre Dame (6-10 FG, 5-6 FT).
- Missed his only start Dec. 30 vs. Charlotte due to a thigh bruise, though he played 17 minutes off the bench.
- Went to the free throw line 81 times (3rd on the team), hitting 49.4 pct., but converted 56.4 percent in ACC games.
- Rarely got into foul trouble (4 at Northwestern, Wake Forest, Pitt and vs. Boston College).

Ole Miss Career Highs

Points: 15, Mississippi Valley State -- 11/22/13; vs. Georgia Tech -- 11/29/13

Rebounds: 13, vs. Georgia Tech -- 11/29/13

Assists: 2, Grambling State -- 11/14/11

Steals: 3, at South Carolina -- 1/18/14

Blocks: 3, vs. Penn State -- 11/30/13; Alcorn State -- 12/30/10

FG made: 6, Mississippi Valley State -- 11/22/13; vs. Georgia Tech -- 11/29/13

FG attempts: 9, vs. Georgia Tech -- 11/29/13

FT made: 3, nine times, last vs. Alabama -- 2/26/14

FT attempts: 6, LSU -- 2/25/12

Minutes: 33, Oregon -- 12/8/13; vs. Georgia Tech -- 11/29/13

Tech Career Highs

Points: 17, Notre Dame -- 1/14/15

Rebounds: 11, Louisville -- 2/23/15

Assists: 3, Vanderbilt -- 12/20/14; Louisville -- 2/23/15

Steals: 2, at Notre Dame -- 1-3-15; at Wake Forest -- 1/10/15; at Notre Dame -- 1/3/15

Blocks: 4, Georgia -- 11/14/14; Wake Forest -- 2/7/15

FG made: 7, North Carolina -- 3/3/15

FG attempts: 16, NC State -- 1/31/15

FT made: 5, Notre Dame -- 1/14/15; IPFW -- 11/21/14

FT attempts: 13, IPFW -- 11/21/14

Minutes: 36 (ot), NC State -- 1/31/15; 31 (regulation), 32 (regulation), Boston College -- 3/10/15

BIO UPDATES

32 • Brooks Doyle • G • 6-4 • Jr.

- Non-scholarship player who enrolled at Tech in the summer of 2012.
- Played in 19 games in his career, four in 2014-15 ... Career-high 13 minutes in Tech's final regular-season game against North Carolina because Marcus Georges-Hunt and Quinton Stephens were both injured.
- Saw action in four ACC games last season as Tech's number of healthy scholarship players dwindled ... Played a season-high nine minutes against Virginia on 2/8 and at Florida State on 3/2, scoring two points against FSU.
- Hit his first collegiate three and scored four points against Alabama State in five minutes in December 2012.
- Career high six minutes against MVSU (3 pts) .

Doyle Career Highs

Points: 4, Alabama State -- 12/17/12

Rebounds: 2, Presbyterian -- 11/8/13

Assists: 2, East Tennessee State -- 12/7/13

FG made: 1, 4 times

FG attempts: 4, at Florida State -- 3/2/14

3FG made: 1, Miss. Valley State -- 11/26/13 ; Alabama State -- 12/17/12

3FG attempts: 3, at Florida State -- 3/2/14

FT made: 1, Tulane -- 11/9/12 ; Alabama State -- 12/17/12

FT attempts: 2, Tulane -- 11/9/12 ; Alabama State -- 12/17/12

Minutes: 13, North Carolina -- 3/3/15

3 • Marcus Georges-Hunt • F • 6-5 • Jr.

- Started and played every game except the ACC Tournament game against Boston College due to a broken right foot suffered in final regular-season game against North Carolina (played just three minutes) ... Played both the 2 and the 3 spots, sometimes also handling the ball and initiating Tech's offense.
- Had surgery to repair the break March 16.
- Tops on the team with 93 career starts and led team in scoring with a career-best 13.6 ppg, and 14.0 ppg in ACC games.
- Finished the season with career bests in scoring average, rebound average (5.5), free throw percentage (76.3 pct.) and steals (1.3 pg) ... Also achieved career highs this season for free throws made, attempted and percentage.
- Ranked 17th in the ACC in scoring, 24th in rebounding, seventh in free throw percentage.
- Career averages of 11.7 ppg, 4.8 rpg, 35.3 percent on threes and 69.9 percent on free throws in conference play.
- Became the 43rd player in Tech history to reach 1,000 career points this season, and finished the season in 35th place on the Tech career list with 1,127 points ... Next up: Jim Nolan (1,136 from 1946-49).
- Scored in double digits in 11 straight games before being injured against North Carolina on March 3, the longest such stretch of his career (had done so in five straight games five times previously).
- Over that stretch, Georges-Hunt averaged 16.5 points, 6.4 rebounds, 2.6 assists. He has shot 50.8 percent from the floor (63-for-124), 41.9 percent on threes (13-for-31) and 75 percent from the free throw line (42-for-56).
- Began the streak with three 20+ games - 20 vs. Boston College, 24 at Miami, 23 vs. NC State, and scored 20 last time out at Clemson
- Hit a career high for an ACC game with 24 points at Miami, making a career-best 10 field goals in 12 attempts (4-of-6 FT).
- Established a career high with 25 against Charlotte and followed with 20 at Notre Dame (Jan. 3), and scored 20+ five more times after that.
- Scored in double digits in 23 of 30 games overall, 63 of 94 games in his career (32 in ACC games).

Georges-Hunt Career Highs

Points: 25, Charlotte -- 12/30/14

Rebounds: 11, vs Boston College -- 3/14/13

Assists: 6, 4 times

Steals: 5, vs Rhode Island -- 11/30/14

Blocks: 2, Louisville -- 2/23/15

FG made: 10, at Miami -- 1/28/15

FG attempts: 20, vs Boston College -- 3/14/13

3FG made: 4, The Citadel -- 12/22/12

3FG attempts: 6, 4 times

FT made: 9, at Pittsburgh -- 1/17/15

FT attempts: 11, at Wake Forest -- 1/10/15 ; vs Boston College -- 3/12/14

Minutes: 45 (2ot), at Notre Dame - 1/3/15 ; 37 (regulation), Boston College -- 1/25/15 ; Notre Dame -- 1/14/14

BIO UPDATES

34 • Abdoulaye Gueye • F • 6-9 • Fr.

- Played in eight games, four in the ACC ... Played a career-high eight minutes in each game against North Carolina, scoring a basket in the Feb. 21 game in Chapel Hill.
- Made his collegiate debut against Alabama A&M, playing six minutes ... Tip-in field goal at the halftime buzzer for his only points.
- Three-star power forward originally from Dakar, Senegal who enrolled at Central Park Christian School in Birmingham in October 2012 as part of the school's exchange program.
- Excellent size, length and skill level allows him to play inside and out ... Has a 7-foot-3 wingspan.
- Has built a reputation as a shot-blocker who can run the floor, handle the ball, shoot jump shots and defend multiple positions.
- Averaged 14 points, 12 rebounds and four blocked shots as a senior to help the Eagles win the National Association of Christian Athletes (NACA) Division 1A Championship.

Gueye Career Highs

Points: 2, Alabama A&M -- 11/18/14 ; at North Carolina -- 2/21/15

Rebounds: 1, 6 times

Steals: 1, Alabama A&M -- 11/18/14 ; USC Upstate -- 12/6/14 ; North Carolina -- 3/3/15

Blocks: 1, IPFW -- 11/21/14 ; at North Carolina -- 2/21/15

FG made: 1, Alabama A&M -- 11/18/14 ; at North Carolina -- 2/21/15

FG attempts: 1, 5 times

3FG attempts: 1, North Carolina -- 3/3/15

FT attempts: 2, North Carolina -- 3/3/15

Minutes: 8, at North Carolina -- 2/21/15 ; North Carolina -- 3/3/15

11 • Josh Heath • G • 6-2 • So.

- Part-time starter at point guard who makes few mistakes ... Can hit the open jumper and has a reliable pull-up runner in the lane.
- Played the entire 2014-15 season with two hernias, which limited his ability to maintain in-season strength and conditioning, but missed no games and practice ... Underwent surgery to repair those on March 24.
- Started four games, including ACC games against Notre Dame (1/14) and Pittsburgh (1/17).
- Enjoyed the best game of his college career in Tech's Feb. 16 win over Clemson, scoring a career-high 14 points (4-5 FG, 6-6 FT) with three assists and three steals with no turnovers in 22 minutes.
- Averaged 2.7 assists per game and has just 40 turnovers (2.08-1 assist-turnover ratio) ... 29 assists and 10 turnovers over Tech's last 13 games ... Had nine zero-turnover games, six in ACC play.
- Came up big in Tech's win at Northwestern, scoring career-high 12 points, including two key baskets in the final 2:30 as the Wildcats drew within a point ... Went 6-for-6 from the floor and had five assists against no turnovers.
- Started Tech's games against Alabama A&M and IPFW due to Travis Jorgenson's sore knee, dishing seven assists against no turnovers in each game ... Averaged 8.0 ppg and 4.0 rpg in those games.
- Former University of South Florida guard and Tampa high school standout who elected to transfer to Tech after his father and USF coach, Stan Heath, left the Bulls at the end of the 2013-14 season.

South Florida Career Highs

Points: 7, vs. Connecticut -- 2/26/14

Rebounds: 4, at Rutgers -- 3/1/14

Assists: 8, at Houston -- 3/4/14

Steals: 3 (twice), last at Houston -- 3/4/14

Blocks: 1, vs. Connecticut -- 2/26/14

FG made: 3, at Rutgers -- 3/1/14

FG attempts: 5 (twice), last at Rutgers -- 3/1/14

3FG made: 1 (twice), last vs. Connecticut -- 2/26/14

3FG attempts: 2 (twice), vs. Connecticut -- 2/26/14

FT made: 3, vs. Louisville -- 1/22/14

FT attempts: 4, vs. Louisville -- 1/22/14

Minutes: 35, at Houston -- 3/4/14

Tech Career Highs

Points: 14, Clemson -- 2/16/15

Rebounds: 4, Alabama A&M -- 11/18/14 ; IPFW -- 11/21/14

Assists: 7, Alabama A&M -- 11/18/14 ; IPFW -- 11/21/14 ; vs Marquette -- 11/27/14

Steals: 3, Notre Dame -- 1/14/15 ; Clemson -- 2/16/15

Blocks: 1, at Miami -- 1/28/15 ; at Dayton -- 12/23/14 ; Louisville -- 2/23/15

FG made: 6, at Northwestern -- 12/03/14

FG attempts: 8, Notre Dame -- 1/14/15

3FG made: 1, Boston College -- 1/25/15 ; Alabama A&M -- 11/18/14 ; at Clemson -- 2/28/15

3FG attempts: 2, Boston College -- 1/25/15 ; Alabama A&M -- 11/18/14 ; at Clemson -- 2/28/15

FT made: 6, Clemson -- 2/16/15

FT attempts: 6, 4 times

Minutes: 30, Notre Dame -- 1/14/15

BIO UPDATES

5 • Corey Heyward • G • 6-0 • r-So.

- Reserve combo guard who played in just four non-conference games, but saw significant action in 14 ACC games (DNP vs. Duke, FSU) - 12.3 minutes per game, three starts - and played 23 minutes in the ACC Tournament loss to Boston College.
- Saw his first ACC action of the season at Wake Forest Jan. 10 (6 minutes, 1-3 FG, 1 assist) and started Tech's next three games against Notre Dame, Pittsburgh and Virginia.
- Did not score much (1.3 ppg), but had 10 assists and six turnovers over that stretch and played solid defense on the perimeter.
- Had team's lowest turnover rate at 1.2 per 40 minutes.
- Sat out the 2012-13 season after tearing the anterior cruciate ligament in his left knee in late June of 2012, had surgery in July ... Re-injured the knee in the fall and underwent a second surgery on Dec. 13, 2012.

Heyward Career Highs

Points: 6, Boston College -- 2/13/14
Rebounds: 5, at Boston College -- 1/21/14 ; at Syracuse -- 3/4/14
Assists: 5, Boston College -- 2/13/14 ; at Clemson -- 2/4/14
Steals: 3, Alabama A&M -- 11/18/14 ; vs Clemson -- 3/14/14
Blocks: 1, 5 times
FG made: 2, Boston College -- 2/13/14 ; vs Boston College -- 3/10/15
FG attempts: 4, Boston College -- 2/13/14 ; vs Boston College -- 3/10/15
3FG made: 2, Boston College -- 2/13/14
3FG attempts: 2, 5 times
FT made: 2, Delaware State -- 11/11/13 ; Duke -- 2/18/14
FT attempts: 2, 12 times
Minutes: 33, Boston College -- 2/13/14

1 • Tadic Jackson • G • 6-2 • Fr.

- Wing guard who struggled to put the ball in the basket from the outside but found other ways to score.
- Started Tech's last six games, replacing Chris Bolden, playing 131 total minutes and averaging 9.8 points, Tech's second-leading scorer over that stretch ... Hit 22-for-69 from the floor (31.9 pct.) with 12 assists and four turnovers.
- Scored 16 points (6-for-15 FG, two 3s) against Boston College in the ACC Tournament, one point shy of his season high of 17 against Marquette (7-for-15) on Nov. 27 in the Orlando Classic.
- Played a career-high 34 minutes against North Carolina on March 3, scoring nine points and grabbing a season-best seven rebounds (3 assists, 1 turnover).
- Averaged 15 minutes and 5.4 points for the season, mostly off the bench (15.3 mpg, 4.2 ppg in ACC games).
- Had three double-digit games against ACC teams, including 12 on Feb. 28 at Clemson ... Also scored 10 off the bench at Virginia Tech.
- Had six double-digit games altogether this season ... Scored 12 each vs. Appalachian State and Dayton.
- Scored 12 points total in Orlando Classic wins against Rider and Rhode Island, going 10-for-11 from the free throw line to help Tech salt away those wins.

Jackson Career Highs

Points: 17, vs Marquette -- 11/27/14
Rebounds: 7, North Carolina -- 3/3/15
Assists: 5, Clemson -- 2/16/15
Steals: 1, 4 times
Blocks: 2, Louisville -- 2/23/15
FG made: 7, vs Marquette -- 11/27/14
FG attempts: 15, vs Marquette -- 11/27/14 ; vs Boston College -- 3/10/15 ; North Carolina -- 3/3/15
3FG made: 3, vs Marquette -- 11/27/14
3FG attempts: 8, vs Marquette -- 11/27/14
FT made: 6, vs Rider -- 11/28/14
FT attempts: 7, at Clemson -- 2/28/15
Minutes: 34, North Carolina -- 3/3/15

10 • Travis Jorgenson • G • 6-0 • r-Fr.

- Starting point guard for 27 games (17 of 19 ACC games, including the ACC Tournament), averaging 3.7 points, 3.3 assists and a 1.85-to-1 assist/turnover ratio (8th in the ACC).
- Played some of his best basketball of the season in Tech's last 12 games, averaging 4.8 points, 3.8 assists while hitting 37.3 percent from the floor, 31.3 percent on threes and 9-of-12 from the free throw line.
- Had seven points (3-6 FG), six assists and one turnover in 21 minutes against Wake Forest.
- Scored career-best 14 points in a career-high 31 minutes against NC State (5-7 FG, 2-2 on 3s, 2-2 FT) with four assists and two turnovers ... Had one of his best games at Miami, scoring six points (4-4 FT) with three rebounds, three assists and two steals.
- Scored six points (2-5 FG, two 3s) with five assists at Pittsburgh in 18 minutes off the bench.
- Had 62 assists against 38 turnovers in ACC regular-season games.
- Top non-conference game came Dec. 20 against Vanderbilt with eight points (3-6 FG, 2-4 on 3s), six assists and no turnovers in 24 minutes ... Had one steal, in which he finished the possession by feeding Robert Sampson for a slam on the break that gave Tech a 4-point lead with 2:19 left.
- Three-point rate finished at an even 30 percent, and was 8-for-23 (34.8 pct.) in ACC games.
- Averaged just 21.7 minutes as coaches regulated his minutes after knee surgery in December of 2013 ... Played as many as 30 minutes only twice, Jan. 31 against NC State (an overtime game), and March 3 vs. North Carolina (Heath limited with a virus) ... Was held out of the Alabama A&M game (2nd game of the season) with soreness in his surgically repaired right knee.

Jorgenson Career Highs

Points: 14, NC State -- 1/31/15
Rebounds: 4, Presbyterian -- 11/8/13
Assists: 6, Vanderbilt -- 12/20/14 ; at Dayton -- 12/23/14 ; Wake Forest -- 2/7/15
Steals: 4, Presbyterian -- 11/8/13
Blocks: 1, at Virginia Tech -- 02/09/15 ; Boston College -- 1/25/15 ; NC State -- 1/31/15
FG made: 5, NC State -- 1/31/15
FG attempts: 9, Louisville -- 2/23/15
3FG made: 2, 4 times
3FG attempts: 4, at Pittsburgh -- 1/17/15 ; Vanderbilt -- 12/20/14 ; at Dayton -- 12/23/14
FT made: 4, at Miami -- 1/28/15
FT attempts: 4, at Miami -- 1/28/15 ; at Georgia -- 11/15/13
Minutes: 31 (overtime), NC State -- 1/31/15 ; 26 (regulation), Charlotte -- 12/30/14 ; at Notre Dame -- 1/3/15 ; NC State -- 1/31/15

BIO UPDATES

44 • Ben Lammers • C • 6-10 • Fr.

- Skilled and capable post player who earned some playing time in relief of Tech's primary three bigs.
- Averaged 5.9 minutes off the bench in 19 games (5.7 mpg in 12 ACC games), scoring a total of 22 points ... Had 28 total rebounds (1.5 per game).
- Played double-digit minutes in both games against North Carolina ... Career-high 16 minutes in Chapel Hill, scoring career-high six points and matching his best with four rebounds ... Also had an assist, a block and a steal ... He one field goal and one rebound in 13 minutes in March 3 game.
- Scored a basket and matched his high with four rebounds at Duke in 13 minutes.
- Played 12 minutes against Appalachian State (1-2 FG, 2 rebs) and 13 against Alabama A&M, his highs during the non-conference season.
- Grabbed a season-best four rebounds in seven minutes against Rhode Island.
- All-state performer and a 3-star prospect who rated the 10th-best overall prospect in the state of Texas according to Texashoops.com, and the 19th-best center in the nation.
- An all-state choice his last three years at Alamo Heights High School for coach Andrew Brewer, and was named the defensive MVP in his school's district all three years.

Lammers Career Highs

Points: 6, at North Carolina -- 2/21/15

Rebounds: 4, vs Rhode Island -- 11/30/14 ; at North Carolina -- 2/21/15 ; at Duke -- 2/4/15

Assists: 1, at North Carolina -- 2/21/15

Steals: 1, Appalachian State -- 12/15/14 ; at North Carolina -- 2/21/15 ; North Carolina -- 3/3/15

Blocks: 2, vs Rhode Island -- 11/30/14

FG made: 3, at North Carolina -- 2/21/15

FG attempts: 5, at North Carolina -- 2/21/15 ; North Carolina -- 3/3/15

FT made: 1, 4 times

FT attempts: 2, 4 times

Minutes: 16, at North Carolina -- 2/21/15

0 • Charles Mitchell • F • 6-8 • Jr.

- Starting 4-man for Tech's first 18 games, off the bench in the last 13.
- Ranks 12th in the ACC in rebound average (7.0 per game) and is No. 2 in offensive rebounds (3.52, 20th nationally).
- Exactly half his rebounds (109 of 218 in all games, 56 of 117 in ACC regular-season games) came on the offensive glass.
- Second on the team in scoring at 9.8 points while hitting a team-high 52.1 percent of his shots from the floor ... 9.2 ppg (50.4 pct. FG) and 6.5 rpg in ACC games.
- Finished the season with a flourish, scoring 14 points with 11 rebounds against Boston College in the ACC Tournament for his seventh double-double of the season and fourth against an ACC team.
- Scored 16 points with eight rebounds to finish the regular season against North Carolina ... Matched his season high with 14 rebounds in just 18 minutes against Louisville.
- Led Tech with 15 points against Wake Forest and 17 at Virginia Tech.
- Broke out of a slump with 18 points (7-13 FG, 4-5 FT) and 11 rebounds against NC State ... Also had double-doubles in Tech's first two ACC games - 14 points/12 rebounds at Notre Dame, 17 points/11 rebounds vs. Syracuse ... 11-of-19 from the floor and 9-of-10 from the free throw line combined.
- Notched double-doubles in the non-conference season against Dayton (10 points, 10 rebounds, 5/7 FG), Alabama A&M (12 points, 14 boards, 6-for-10 FT) and Rider (15 points, 12 rebounds, 7-10 FG) ... Has 11 for his career.
- Top two scoring games came against SEC foes, including a game-high 19 points (9-15 FG) with eight rebounds (seven offensive) against Vanderbilt.
- Came up big in his Tech debut with a career-high 20 points and nine rebounds against Georgia - went 8-of-10 from the floor, 4-of-6 from the free throw line, and had two steals in 27 minutes ... The performance surpassed his best at Maryland (19 points vs. Delaware State).
- Has 31 career double-digit scoring games (15 in 2014-15) and 19 double-digit rebounding games (seven this season) in his career.
- Made tremendous strides at the free throw line, hitting 66.3 percent on 83 attempts after connecting on just 41.7 percent in two seasons at Maryland.

Maryland Career Highs

Points: 19, Delaware State -- 12/29/12

Rebounds: 18, at NC State -- 1/20/14

Assists: 3, vs. Iowa -- 4/2/13

Steals: 3, at Wake Forest -- 3/2/13

FG made: 8, Delaware State -- 12/29/12

FG attempts: 15, at Duke -- 2/15/14

FT made: 4, Lafayette -- 11/20/12

FT attempts: 9, Marist -- 11/22/13

Minutes: 31, at Clemson -- 3/2/14

Mitchell Tech Career Highs

Points: 20, Georgia -- 11/14/14

Rebounds: 14, Alabama A&M -- 11/18/14 ; Louisville -- 2/23/15

Assists: 2, Alabama A&M -- 11/18/14

Steals: 2, NC State -- 1/31/15 ; Georgia -- 11/14/14

Blocks: 3, at Northwestern -- 12/03/14

FG made: 9, Vanderbilt -- 12/20/14

FG attempts: 15, Vanderbilt -- 12/20/14

FT made: 7, Syracuse -- 1/7/15

FT attempts: 10, Alabama A&M -- 11/18/14 ; Wake Forest -- 2/7/15

Minutes: 33 (2 ot), at Notre Dame -- 1/3/15 ; 31 (regulation), Syracuse -- 1/7/15 ; Charlotte -- 12/30/14

BIO UPDATES

31 • Aaron Peek • F • 6-4 • Sr.

- Non-scholarship forward who joined the team after a tryout prior to the beginning of practice in October, 2011.
- Played in 14 games in his career, including two as a senior ... Played a career-high four minutes against Alabama State ... Did not score.

Peek Career Highs

Points: 2, East Tennessee State -- 12/7/13

Rebounds: 2, East Tennessee State -- 12/7/13

Steals: 1, Fordham -- 12/29/12

Blocks: 1, Wake Forest -- 1/26/13 ; Fordham -- 12/29/12

FG made: 1, East Tennessee State -- 12/7/13

FG attempts: 2, East Tennessee State -- 12/7/13

3FG attempts: 1, Presbyterian -- 11/8/13 ; Siena -- 11/23/11

Minutes: 4, Alabama State -- 12/17/12

42 • Rand Rowland • G • 6-7 • So.

- Second year in the program as a non-scholarship player, joining the team in the summer of 2013, did not dress for games last year.
- Made his Tech debut by playing the final two minutes against Appalachian State.
- Works with Tech's big men in practice as part of the Jackets' "Iron Five."
- Versatile athlete who played basketball, golf and tennis and ran cross country at White County High School.
- Played three seasons of basketball for coach Sam Borg, earning second-team all-region honors in 2013.
- Helped carry the golf team to the region 8AAA championship in 2013.

Rowland Career Highs

Minutes: 2, Appalachian State -- 12/15/14

13 • Robert Sampson • F • 6-8 • r-Sr.

- Steady contributor each game in the post with 5.5 points and 6.5 rebounds in 21.4 minutes per game (5.0 ppg, 6.4 rpg in ACC games).
- Was Tech's top frontcourt reserve for most of the season until getting into the starting lineup for the Jackets' last 13 games.
- Ranked 14th in the ACC in rebound average despite barely playing 21 minutes a game ... Grabbed 13 Feb. 28 at Clemson, his best in a Tech uniform and his second double-digit game in the last five.
- Had seven points and 10 rebounds with three blocks in Tech's Feb. 16 win against Clemson.
- Best overall game of his Tech career came at Pittsburgh with team-high 16 points off the bench (6-of-8 FG, 2-of-3 on threes, 2-of-2 FT, eight rebounds, two blocks).
- Did not score more than seven points in any game after that until getting 12 against Boston College (4-6 FG, 3-4 FT) in the ACC Tournament ... Continued to rebound well.
- Started 14 games altogether ... Made his first start of the season against Charlotte (7 points, 6 rebounds, 3-4 FT) in place of injured Demarco Cox.
- Scored nine points with seven rebounds in ACC debut at Notre Dame.
- Played his most productive overall game of the non-conference slate against Appalachian State, scoring 10 points (4-6 FG) with eight rebounds and three assists with one turnover, one block and one steal in 19 minutes ... Followed that by scoring all six of his points in the final 11 minutes of Tech's win over Vandy.
- Grabbed six or more rebounds in 21 games.
- Had 25 blocks and 18 steals for the season (No. 2 and 4 on the team, respectively).
- Scored 11 points at Northwestern, his first double-digit game as a Yellow Jacket, hitting 4-5 FG, and grabbed seven rebounds.

East Carolina Career Highs

Points: 19, at Marshall, -- 2/11/12

Rebounds: 18, Appalachian State -- 11/20/12

Assists: 4, North Carolina Wesleyan -- 1/5/13

Steals: 3, at Central Florida -- 2/18/12 ; North Carolina Wesleyan -- 1/5/13 ; Houston -- 1/16/13 ; Savannah State -- 3/19/13 ; Rider -- 3/23/13

FG made: 7, at Marshall -- 2/11/12 ; Appalachian State -- 11/20/12

FG attempts: 14, at Massachusetts -- 12/22/12

3FG made: 3, at SMU -- 2/1/12

3FG attempts: 6, at Georgia State -- 11/26/12

FT made: 4, Gardner-Webb -- 12/18/12

FT attempts: 10, Gardner-Webb -- 12/18/12

Minutes: 42, Southern Mississippi -- 2/16/13

Tech Career Highs

Points: 16, at Pittsburgh -- 1/17/15

Rebounds: 13, at Clemson -- 2/28/15

Assists: 3, Appalachian State -- 12/15/14

Steals: 2, Alabama A&M -- 11/18/14 ; Florida State -- 2/14/15

Blocks: 3, Clemson -- 2/16/15

FG made: 6, at Pittsburgh -- 1/17/15

FG attempts: 9, at Notre Dame -- 1-3-15 ; at Notre Dame -- 1/3/15 ; Wake Forest -- 2/7/15

3FG made: 2, at Pittsburgh -- 1/17/15

3FG attempts: 3, 8 times

FT made: 4, at Miami -- 1/28/15

FT attempts: 6, North Carolina -- 3/3/15

Minutes: 37 (2 ot), at Notre Dame, 1/3/15 ; 29 (regulation), at Northwestern -- 12/3/14

BIO UPDATES

12 • Quinton Stephens • F • 6-9 • So.

- Wing forward who started Tech's first 11 games at the three-spot, came off the bench in his last 18 during the regular season ... Sat out the last regular-season game against North Carolina with an abdominal strain.
- Replaced the injured Marcus Georges-Hunt in the starting five for Tech's ACC Tournament game against Boston College.
- His 6.0 points-per-game average was fifth on the team (5.1 ppg in ACC games).
- Scored in double digits four times in ACC games ... Scored 17 against Boston College during the regular season and made four three-pointers, most in each category since the season opener against Georgia.
- Scored 10 at Pittsburgh (4-of-7 FG, two 3s), 13 at Wake Forest (5-of-7 FG, three 3s) and 10 at North Carolina (two 3s).
- Tech's biggest surprise of the early season, opening with 22 points and hitting 6-of-8 threes in the Jackets' win over Georgia, but leveled off.
- Finished the season at 29.9 percent on his threes and led the team with 32 threes made and 107 attempts ... Made at least one three in 18 games ... 16-for-49 (32.7 pct.) in ACC games.
- Had only 21 turnovers in 566 minutes (1.5 per 40 minutes, second-best on the team) and went 14-for-19 from the foul line.
- Posted his first career double-double against IPFW with 13 points (6-for-10 FG) and 10 rebounds ... Scored nine of his points, including his only three, in the final 10 minutes after the Mastodons rallied to within a point in two occasions.

Stephens Career Highs

- Points: 22, Georgia -- 11/14/14**
- Rebounds: 10, IPFW -- 11/21/14**
- Assists: 4, Pittsburgh -- 1/14/14**
- Steals: 3, at North Carolina -- 2/21/15**
- Blocks: 3, Boston College -- 1/25/15 ; USC Upstate -- 12/6/14**
- FG made: 7, Georgia -- 11/14/14**
- FG attempts: 14, Boston College -- 1/25/15**
- 3FG made: 6 [t-1st], Georgia -- 11/14/14**
- 3FG attempts: 9 [t-10th], Boston College -- 1/25/15 ; vs Boston College -- 3/10/15**
- FT made: 3, Charlotte -- 12/30/14 ; vs Boston College -- 3/10/15**
- FT attempts: 4, vs Boston College -- 3/10/15**
- Minutes: 34, IPFW -- 11/21/14**

BRIAN GREGORY

Head Coach - 4th season at Tech

Brian Gregory, who led the University of Dayton to 97 victories over his last four seasons there and worked under Tom Izzo at Michigan State when the Spartans won the 2000 NCAA Championship, was named Georgia Tech's head basketball coach on March 28, 2011.

Gregory is the 13th head coach in Yellow Jacket history.

Gregory coached eight seasons at Dayton where he compiled a record of 172-94 and participated in the NCAA Tournament or NIT five times. His 2003-04 and 2008-09 teams earned NCAA Tournament berths and last season the Flyers captured the NIT crown after beating North Carolina in the championship game.

Gregory has gone about laying the foundation for similar success in the Yellow Jackets' program. Gregory's first season saw Tech score victories over a pair of NCAA Tournament teams in VCU and NC State, both away from home, and defeat Georgia in Athens for the program's first victory there in 35 years.

Tech has won 16 games each of the next two seasons, something the Yellow Jackets have not accomplished in back-to-back years since 2003-04 and only once since the mid-1990s. Tech also has beaten a top-25 team on the road each of the past three seasons (No. 6 Miami in 2013, No. 7 Syracuse in 2014, No. 23 Miami in 2015) and won seven ACC road games in the past three seasons after winning a total of three in the four years before that.

The Yellow Jackets have defeated rival Georgia for four straight years, something Tech hasn't done since the early 1960s, and beaten the Bulldogs twice in a row in Athens for the first time since 1961.

They developed their first All-ACC player in 2014 in center Daniel Miller, who made the all-conference third team in 2014 as well as the ACC All-Defensive team two years in a row.

Four players - Chris Bolden, Marcus Georges-Hunt, Trae Golden and Tadic Jackson - have made the ACC All-Academic team, while Georges-Hunt has been selected twice. All nine of the four-year seniors in the Tech program since Gregory arrived have graduated.

Gregory as a Head Coach

Season	School	Overall	Conference	Postseason
2003-04	Dayton	24-9	12-4/1st West	NCAA
2004-05	Dayton	18-11	10-6/T2nd West	
2005-06	Dayton	14-17	6-10/T11th	
2006-07	Dayton	19-12	8-8/T7th	
2007-08	Dayton	23-11	8-8/T7th	NIT
2008-09	Dayton	27-8	11-5/T2nd	NCAA Tournament
2009-10	Dayton	25-12	8-8/T7th	NIT Champions
2010-11	Dayton	22-14	7-9/T8th	NIT
Dayton Totals		172-94	70-58	
2011-12	Georgia Tech	11-20	4-12	--
2012-13	Georgia Tech	16-15	6-12	--
2013-14	Georgia Tech	16-17	6-12	--
2014-15	Georgia Tech	12-19	3-15	--
Georgia Tech Totals		55-71	19-51	
Career Totals		227-165	89-109	

Gregory as an Assistant Coach

- Michigan State (1992-96, 1999-2003)
- Associate head coach under Tom Izzo, 2001-03
- Assistant coach under Tom Izzo, 1999-2000
- Assistant coach under Tom Izzo, 1995
- Assistant coach under Jud Heathcote 1992-94
- 2000 NCAA champions; Two Final Fours
- Northwestern (1997-99) - Assistant coach under Kevin O'Neill
- Toledo (1996-97)

Personal

- Master of arts in athletic administration at Michigan State, 1992
- Bachelor of arts in secondary education from Oakland University, 1990
- Three-time all-conference selection
- Named Academic All-American in 1990
- Inducted into Oakland University Hall of Fame in 1997
- Attended the U.S. Naval Academy in 1985-86
- Played on the Navy team that featured David Robinson and advanced to the Elite Eight of the NCAA Tournament
- Family: Gregory and his wife, Yvette, have two daughters, Isabella and Elyse

MISCELLANEOUS

Starting Lineups

Game	F	F	C	G	G	
N14	GEORGIA	Stephens	Mitchell	Cox	Jorgenson	Georges-Hunt
N18	ALABAMA A&M	Stephens	Mitchell	Cox	Heath	Georges-Hunt
N21	IPFW	Stephens	Mitchell	Cox	Heath	Georges-Hunt
N27	vs. Marquette	Stephens	Mitchell	Cox	Jorgenson	Georges-Hunt
N28	vs. Rider	Stephens	Mitchell	Cox	Jorgenson	Georges-Hunt
N30	vs. Rhode Island	Stephens	Mitchell	Cox	Jorgenson	Georges-Hunt
D3	at Northwestern	Stephens	Mitchell	Cox	Jorgenson	Georges-Hunt
D6	USC UPSTATE	Stephens	Mitchell	Cox	Jorgenson	Georges-Hunt
D15	APPALACHIAN STATE	Stephens	Mitchell	Cox	Jorgenson	Georges-Hunt
D20	VANDERBILT	Stephens	Mitchell	Cox	Jorgenson	Georges-Hunt
D23	at Dayton	Stephens	Mitchell	Cox	Jorgenson	Georges-Hunt
D30	CHARLOTTE	Georges-Hunt	Mitchell	Sampson	Jorgenson	Bolden
J3	at Notre Dame	Georges-Hunt	Mitchell	Cox	Jorgenson	Bolden
J7	SYRACUSE	Georges-Hunt	Mitchell	Cox	Jorgenson	Bolden
J10	at Wake Forest	Georges-Hunt	Mitchell	Cox	Jorgenson	Bolden
J14	NOTRE DAME	Georges-Hunt	Mitchell	Cox	Heath	Heyward
J17	at Pittsburgh	Georges-Hunt	Mitchell	Cox	Heath	Heyward
J22	at Virginia	Georges-Hunt	Mitchell	Cox	Jorgenson	Heyward
J25	BOSTON COLLEGE	Georges-Hunt	Sampson	Cox	Jorgenson	Bolden
J28	at Miami	Georges-Hunt	Sampson	Cox	Jorgenson	Bolden
J31	NC STATE	Georges-Hunt	Sampson	Cox	Jorgenson	Bolden
F4	at Duke	Georges-Hunt	Sampson	Cox	Jorgenson	Bolden
F7	WAKE FOREST	Georges-Hunt	Sampson	Cox	Jorgenson	Bolden
F9	at Virginia Tech	Georges-Hunt	Sampson	Cox	Jorgenson	Bolden
F14	FLORIDA STATE	Georges-Hunt	Sampson	Cox	Jorgenson	Bolden
F16	CLEMSON	Georges-Hunt	Sampson	Cox	Jorgenson	Jackson
F21	at North Carolina	Georges-Hunt	Sampson	Cox	Jorgenson	Jackson
F23	LOUISVILLE	Georges-Hunt	Sampson	Cox	Jorgenson	Jackson
F28	at Clemson	Georges-Hunt	Sampson	Cox	Jorgenson	Jackson
M3	NORTH CAROLINA	Georges-Hunt	Sampson	Cox	Jorgenson	Jackson
M10	vs. Boston College	Stephens	Sampson	Cox	Jorgenson	Jackson

Specialty Stats (GT/Opp)

Game	Paint	Off TO	2ndCh	FBreak	Bench	
N14	GEORGIA	36/38	14/11	11/15	8/16	13/20
N18	ALABAMA A&M	40/16	20/11	20/12	14/10	19/17
N21	IPFW	42/28	11/10	18/2	12/11	22/12
N27	vs. Marquette	26/20	18/18	12/11	0/0	35/7
N28	vs. Rider	26/20	8/10	20/6	0/2	21/15
N30	vs. Rhode Island	26/34	16/18	6/5	4/6	23/17
D3	at Northwestern	32/30	16/9	10/6	2/2	34/21
D6	USC UPSTATE	30/8	13/23	8/12	13/5	26/21
D15	APPALACHIAN STATE	32/28	19/8	14/6	12/15	32/10
D20	VANDERBILT	38/28	18/6	16/9	9/6	15/27
D23	at Dayton	36/20	5/18	6/4	6/9	24/11
D30	CHARLOTTE	34/46	12/14	17/8	14/14	13/19
J3	at Notre Dame	40/54	6/14	17/9	5/8	20/8
J7	SYRACUSE	22/18	12/9	9/10	6/9	6/2
J10	at Wake Forest	38/30	16/16	11/19	6/7	23/25
J14	NOTRE DAME	28/24	10/4	8/6	4/15	24/20
J17	at Pittsburgh	28/26	2/14	19/11	4/10	34/6
J22	at Virginia	20/26	0/4	4/5	2/2	10/25
J25	BOSTON COLLEGE	24/28	18/16	15/7	4/7	27/5
J28	at Miami	34/20	17/14	4/8	7/3	10/25
J31	NC STATE	38/30	6/13	21/4	17/12	21/7
F4	at Duke	30/40	13/20	11/17	8/12	18/11
F7	WAKE FOREST	30/24	10/1	5/6	22/9	28/28
F9	at Virginia Tech	36/38	14/18	19/3	4/6	36/15
F14	FLORIDA STATE	32/22	19/4	8/4	19/10	13/27
F16	CLEMSON	40/20	20/18	6/7	14/9	28/17
F21	at North Carolina	30/46	8/16	8/13	9/8	25/19
F23	LOUISVILLE	36/24	12/12	16/12	19/7	10/8
F28	at Clemson	22/28	21/18	15/5	2/0	16/6
M3	NORTH CAROLINA	34/36	14/25	11/16	6/22	21/43
M10	vs. Boston College	38/20	6/11	28/10	6/8	20/2

MISCELLANEOUS GAME-BY-GAME

Opponent	Uniform	Tip	Large Lead	Large Deficit	Ties	Lead Changes	Long Run	Opp. Run	1st GT Sub	Time	On the Floor at the End
GEORGIA	Gold	UGA	16	1	1	2	10-0	8-0	Bolden, Sampson	16:10	Georges-Hunt, Heath, Mitchell, Sampson, Stephens
ALABAMA A&M	White	GT	28	4	1	2	11-0	11-0	Bolden, Sampson	15:46	Bolden, Gueye, Heyward, Jackson, Lammers
IPFW	White	GT	12	--	--	--	9-0	4-0	Sampson	16:34	Heath, Jackson, Jorgenson, Sampson, Stephens
vs. Marquette	White	GT	4	11	4	3	9-0	9-0	Heath	16:47	Bolden, Georges-Hunt, Heath, Jackson, Sampson
vs. Rider	White	GT	9	2	5	3	11-0	5-0	Heath, Jackson, Sampson	15:52	Bolden, Georges-Hunt, Heath, Jackson, Stephens
vs. Rhode Island	Gold	URI	14	4	5	4	17-0	8-0	Heath, Jackson, Sampson	15:16	Georges-Hunt, Heath, Jackson, Sampson, Stephens
at Northwestern	Navy	GT	18	--	1	--	18-0	7-0	Heath, Sampson	15:41	Bolden, Georges-Hunt, Heath, Jorgenson, Sampson
USC UPSTATE	White	GT	11	5	4	5	14-0	7-0	Heath, Sampson	16:14	Bolden, Georges-Hunt, Heath, Jackson, Sampson
APPALACHIAN STATE	White	ASU	21	5	3	3	11-0	7-0	Bolden, Heath, Lammers, Sampson	15:48	Doyle, Gueye, Heyward, Peek, Rowland
VANDERBILT	Gold	GT	6	9	10	2	6-0	6-0	Bolden, Heath, Sampson	15:49	Bolden, Heath, Jackson, Jorgenson, Stephens
at Dayton	Navy	GT	4	16	1	1	6-0	12-0	Bolden, Heath, Jackson, Sampson	14:05	Georges-Hunt, Heath, Jackson, Mitchell, Stephens
CHARLOTTE	White	CHA	12	5	8	15	10-0	8-0	Cox	18:59	Bolden, Cox, Georges-Hunt, Jorgenson, Stephens
at Notre Dame	Gold	GT	11	8	3	5	11-0	7-0	Heath, Sampson, Stephens	16:03	Bolden, Georges-Hunt, Heath, Jorgenson, Sampson
SYRACUSE	White	GT	4	3	9	14	7-0	7-0	Heath, Sampson, Stephens	16:06	Bolden, Georges-Hunt, Jorgenson, Mitchell, Stephens
at Wake Forest	Gold	WF	4	10	4	6	7-0	7-0	Sampson	15:34	Cox, Georges-Hunt, Jorgenson, Sampson, Stephens
NOTRE DAME	White	ND	12	6	3	6	8-0	7-0	Bolden	16:24	Bolden, Cox, Georges-Hunt, Jackson, Stephens
at Pittsburgh	Gold	GT	4	9	10	7	8-0	8-0	Jackson, Jorgenson	17:25	Jorgenson, Mitchell, Georges-Hunt, Sampson, Stephens
at Virginia	Navy	VA	--	33	1	0	4-0	12-0	Heath, Jackson, Sampson	16:28	Gueye, Heath, Heyward, Jackson, Lammers
BOSTON COLLEGE	White	BC	7	11	2	4	8-0	6-0	Heath, Mitchell	16:00	Cox, Georges-Hunt, Heath, Sampson, Stephens
at Miami	Gold	GT	24	--	--	--	9-0	7-0	Mitchell	16:14	Bolden, Doyle, Heyward, Jorgenson, Lammers
NC STATE	White	ST	6	14	7	4	9-0	9-0	Mitchell	17:54	Bolden, Georges-Hunt, Heath, Jorgenson, Stephens
at Duke	Gold	GT	5	10	3	2	7-0	8-0	Stephens	18:18	Bolden, Georges-Hunt, Heath, Jackson, Sampson
WAKE FOREST	White	GT	23	--	--	--	13-0	7-0	Heath	17:10	Bolden, Gueye, Heath, Heyward, Lammers
at Virginia Tech	Navy	VT	10	12	4	4	11-0	8-0	Mitchell	17:39	Bolden, Georges-Hunt, Jackson, Jorgenson, Mitchell
FLORIDA STATE	White	FS	5	9	6	13	8-0	9-0	Heath	16:37	Bolden, Cox, Georges-Hunt, Jorgenson, Sampson
CLEMSON	White	CU	18	--	3	--	14-0	9-0	Heath	16:53	Georges-Hunt, Heath, Jackson, Jorgenson, Sampson
at North Carolina	Navy	GT	--	38	--	--	6-0	10-0	Heath	16:58	Doyle, Gueye, Heyward, Lammers, Stephens
LOUISVILLE	White	GT	13	4	9	5	7-0	11-0	Heath	16:34	Cox, Georges-Hunt, Heath, Jackson, Sampson
at Clemson	Gold	GT	--	23	1	--	9-0	8-0	Heath, Mitchell, Stephens	16:31	Cox, Georges-Hunt, Heath, Jorgenson, Sampson
NORTH CAROLINA	White	NC	--	32	--	--	4-0	11-0	Heath, Heyward	16:40	Gueye, Heath, Jackson, Lammers, Peek
vs. Boston College	Gold	GT	6	7	10	14	9-0	7-0	Heath, Mitchell	15:08	Cox, Heyward, Jackson, Jorgenson, Stephens

2014-15 ROSTER

NUMERICAL

No.	Name	Pos.	Ht.	Wt.	Cl.	Hometown (High School/College)
0	Charles Mitchell	F	6-8	269	Jr.	Marietta, Ga. (Wheeler HS/Maryland)
1	Tadric Jackson	G	6-2	215	Fr.	Tifton, Ga. (Tift County HS)
2	Chris Bolden**	G	6-3	223	Jr.	Tifton, Ga. (North Gwinnett HS)
3	Marcus Georges-Hunt**	F	6-5	214	Jr.	College Park, Ga. (North Clayton HS)
4	Demarco Cox	C	6-8	276	r-Sr.	Yazoo City, Miss. (Yazoo City HS/Mississippi)
5	Corey Heyward*	G	6-1	214	r-So.	Duluth, Ga. (Peachtree Ridge HS/Hargrave Military Academy)
10	Travis Jorgenson*	G	6-0	177	r-Fr.	Columbia, Mo. (Rock Bridge HS/New Hampton School)
11	Josh Heath	G	6-2	172	So.	Tampa, Fla. (Tampa Prep/South Florida)
12	Quinton Stephens*	F	6-9	187	So.	Atlanta, Ga. (Marist School)
13	Robert Sampson	F	6-8	224	r-Sr.	Atlanta, Ga. (Bullis [Md.] School/East Carolina)
30	Bernard Woodside	G	5-10	179	Fr.	Tampa, Fla. (Tampa Prep)
31	Aaron Peek***	F	6-4	204	Sr.	Atlanta, Ga. (Benjamin E. Mays HS)
32	Brooks Doyle**	G	6-4	205	Jr.	Atlanta, Ga. (Marist School)
34	Abdoulaye Gueye	F	6-9	208	Fr.	Dakar, Senegal (Central Park Christian/Birmingham, Ala.)
35	Patrick Lamar	G	6-0	198	Fr.	Marietta, Ga. (Blessed Trinity Catholic HS)
42	Rand Rowland	F	6-7	206	So.	Cleveland, Ga. (White County HS)
44	Ben Lammers	C	6-10	241	Fr.	San Antonio, Texas (Alamo Heights HS)
54	Nick Jacobs#	F	6-8	260	Sr.	Atlanta, Ga. (South Atlanta HS/Alabama)

ALPHABETICAL

No.	Name	Pos.	Ht.	Wt.	Cl.	Hometown (High School/College)
2	Chris Bolden**	G	6-3	223	Jr.	Tifton, Ga. (North Gwinnett HS)
4	Demarco Cox	C	6-8	276	r-Sr.	Yazoo City, Miss. (Yazoo City HS/Mississippi)
32	Brooks Doyle**	G	6-4	205	Jr.	Atlanta, Ga. (Marist School)
3	Marcus Georges-Hunt**	F	6-5	214	Jr.	College Park, Ga. (North Clayton HS)
34	Abdoulaye Gueye	F	6-9	208	Fr.	Dakar, Senegal (Central Park Christian/Birmingham, Ala.)
11	Josh Heath	G	6-2	172	So.	Tampa, Fla. (Tampa Prep/South Florida)
5	Corey Heyward*	G	6-1	214	r-So.	Duluth, Ga. (Peachtree Ridge HS/Hargrave Military Academy)
1	Tadric Jackson	G	6-2	215	Fr.	Tifton, Ga. (Tift County HS)
54	Nick Jacobs#	F	6-8	260	Sr.	Atlanta, Ga. (South Atlanta HS/Alabama)
10	Travis Jorgenson*	G	6-0	177	r-Fr.	Columbia, Mo. (Rock Bridge HS/New Hampton School)
35	Patrick Lamar	G	6-0	198	Fr.	Marietta, Ga. (Blessed Trinity Catholic HS)
44	Ben Lammers	C	6-10	241	Fr.	San Antonio, Texas (Alamo Heights HS)
0	Charles Mitchell	F	6-8	269	Jr.	Marietta, Ga. (Wheeler HS/Maryland)
31	Aaron Peek***	F	6-4	204	Sr.	Atlanta, Ga. (Benjamin E. Mays HS)
42	Rand Rowland	F	6-7	206	So.	Cleveland, Ga. (White County HS)
13	Robert Sampson	F	6-8	224	r-Sr.	Atlanta, Ga. (Bullis [Md.] School/East Carolina)
12	Quinton Stephens*	F	6-9	187	So.	Atlanta, Ga. (Marist School)
30	Bernard Woodside	G	5-10	179	Fr.	Tampa, Fla. (Tampa Prep)

*denotes varsity letters earned; #must sit out 2014-15 season as a transfer

Head Coach: Brian Gregory (Oakland, 1990), 4th year

Associate Head Coach: Chad Dollar (Milligan, 1996), 4th year

Assistant Coaches: Tom Herrion (Merrimack, 1989), 1st year; Mamadou N'Diaye (Auburn, 2011), 1st year

Director of Player Development: Bruce Evans (Furman, 1992), 3rd year

Director of Basketball Operations: Chris Jacobs (Coe College, 1999), 11th year

Strength and Conditioning Coach: Mike Bewley (Eastern Kentucky, 1998), 4th year

Athletic Trainer: Richard Stewart (Salisbury, 2005), 8th year

Video Coordinator: Trent Angelucci (South Carolina, 2009), 4th year

Pronunciations

Abdoulaye Gueye	ab-DOO-lay gay
Tadric Jackson	TODD-rick
Mamadou N'Diaye	MAMA-doo IN-jye

BY CLASS

Freshmen:

Abdoulaye Gueye, Tadric Jackson, Travis Jorgenson (r), Patrick Lamar, Ben Lammers, Bernard Woodside

Sophomores:

Josh Heath, Corey Heyward (r), Rand Rowland, Quinton Stephens

Juniors:

Chris Bolden, Brooks Doyle, Marcus Georges-Hunt, Charles Mitchell

Seniors:

Demarco Cox (r), Nick Jacobs, Aaron Peek, Robert Sampson (r)

BY STATE/COUNTRY

Florida: Josh Heath, Bernard Woodside

Georgia:

Chris Bolden, Brooks Doyle, Corey Heyward, Marcus Georges-Hunt, Tadric Jackson, Nick Jacobs, Patrick Lamar, Charles Mitchell, Aaron Peek, Rand Rowland, Robert Sampson, Quinton Stephens

Mississippi: Demarco Cox

Missouri: Travis Jorgenson

Senegal: Abdoulaye Gueye

BY BIRTHDATE

March 1, 1995	Quinton Stephens
March 18, 1996	Patrick Lamar
March 21, 1993	Chris Bolden
March 28, 1994	Marcus Georges-Hunt
April 5, 1993	Aaron Peek
April 26, 1995	Travis Jorgenson
May 16, 1995	Bernard Woodside
June 23, 1992	Robert Sampson
August 8, 1995	Rand Rowland
August 29, 1993	Corey Heyward
September 25, 1992	Nick Jacobs
October 26, 1994	Tadric Jackson
November 12, 1995	Ben Lammers
November 24, 1994	Abdoulaye Gueye
November 26, 1990	Demarco Cox
November 30, 1993	Brooks Doyle
December 28, 1994	Josh Heath

BY MAJOR

Biomedical Engineering: Patrick Lamar

Building Construction (masters):

Demarco Cox

Business Administration:

Brooks Doyle, Abdoulaye Gueye, Corey Heyward, Travis Jorgenson, Josh Heath, Rand Rowland, Robert Sampson, Quinton Stephens

History, Science & Technology:

Nick Jacobs, Charles Mitchell

Literature, Media & Communications:

Tadric Jackson, Bernard Woodside

Mechanical Engineering: Ben Lammers

Public Policy: Aaron Peek


Science, Technology and Culture:

Chris Bolden, Marcus Georges-Hunt

BY HEIGHT

5-10	Bernard Woodside
6-0	Travis Jorgenson, Patrick Lamar
6-1	Corey Heyward
6-2	Josh Heath, Tadric Jackson
6-3	Chris Bolden
6-4	Brooks Doyle, Aaron Peek
6-5	Marcus Georges-Hunt
6-7	Rand Rowland
6-8	Demarco Cox, Nick Jacobs, Charles Mitchell, Robert Sampson
6-9	Abdoulaye Gueye, Quinton Stephens
6-10	Ben Lammers

RADIO-TV ROSTER



Chris Bolden
G • 6-3 • Jr.

2



Demarco Cox
F • 6-8 • r-Sr.

4



Brooks Doyle
G • 6-4 • Jr.

32



Marcus Georges-Hunt
F • 6-5 • Jr.

3



Abdoulaye Gueye
F • 6-9 • Fr.

34



Josh Heath
G • 6-2 • So.

11



Corey Heyward
G • 6-1 • r-So.

5



Tadic Jackson
G • 6-2 • Fr.

1



Nick Jacobs
F • 6-8 • Sr.

54




Travis Jorgenson
G • 6-0 • r-Fr.

10



Patrick Lamar
G • 6-0 • Fr.

35



Ben Lammers
C • 6-10 • Fr.

44



Charles Mitchell
F • 6-8 • Jr.

0



Aaron Peek
F • 6-4 • Sr.

31



Rand Rowland
F • 6-7 • So.

42




Robert Sampson
F • 6-8 • r-Sr.

13



Quinton Stephens
F • 6-9 • So.

12



Bernard Woodside
G • 5-10 • Fr.

30



Brian Gregory
Head Coach



Chad Dollar
Associate Head Coach



Tom Herrion
Assistant Coach



Mamadou N'Diaye
Assistant Coach



Bruce Evans
Director of Player Development



Chris Jacobs
Director of Operations



2014-15 Georgia Tech Basketball
 Georgia Tech Combined Team Statistics (as of Mar 11, 2015)
All games

RECORD:	OVERALL	HOME	AWAY	NEUTRAL
ALL GAMES	12-19	8-8	2-9	2-2
CONFERENCE	3-15	2-7	1-8	0-0
NON-CONFERENCE	9-4	6-1	1-1	2-2

#	Player	gp-gs	min	avg	Total		3-Point		F-Throw		Rebounds				pf	dq	a	to	blk	stl	pts	avg		
					fg-fga	fg%	3fg-fga	3fg%	ft-fa	ft%	off	def	tot	avg										
03	Georges-Hunt, Marcus	30-30	926	30.9	135-313	.431	21-73	.288	116-152	.763	56	109	165	5.5	64	1	54	59	4	39	407	13.6		
00	Mitchell, Charles	31-18	684	22.1	124-238	.521	0-0	.000	55-83	.663	109	109	218	7.0	79	2	12	66	14	11	303	9.8		
04	Cox, Demarco	31-30	826	26.6	116-229	.507	0-0	.000	40-81	.494	76	112	188	6.1	69	0	19	44	28	14	272	8.8		
02	Bolden, Chris	25-11	532	21.3	66-161	.410	30-92	.326	10-13	.769	2	43	45	1.8	49	3	25	26	3	17	172	6.9		
12	Stephens, Quinton	30-12	566	18.9	67-194	.345	32-107	.299	14-19	.737	32	54	86	2.9	38	0	13	21	13	15	180	6.0		
13	Sampson, Robert	31-14	664	21.4	63-160	.394	12-52	.231	32-59	.542	66	134	200	6.5	82	1	17	40	25	19	170	5.5		
01	Jackson, Tadic	30-6	451	15.0	55-201	.274	16-90	.178	37-60	.617	16	35	51	1.7	36	1	28	17	4	4	163	5.4		
11	Heath, Josh	31-4	605	19.5	47-114	.412	3-13	.231	36-53	.679	9	35	44	1.4	37	0	83	40	3	20	133	4.3		
10	Jorgenson, Travis	30-27	651	21.7	42-135	.311	15-50	.300	12-16	.750	3	38	41	1.4	20	0	100	54	3	22	111	3.7		
05	Heyward, Corey	19-3	225	11.8	8-26	.308	2-11	.182	7-13	.538	3	11	14	0.7	29	0	10	8	1	10	25	1.3		
44	Lammers, Ben	19-0	113	5.9	9-21	.429	0-0	.000	4-9	.444	9	19	28	1.5	7	0	1	3	4	3	22	1.2		
34	Gueye, Abdoulaye	8-0	34	4.3	2-5	.400	0-1	.000	0-2	.000	2	4	6	0.8	3	0	0	5	2	3	4	0.5		
32	Doyle, Brooks	4-0	19	4.8	0-3	.000	0-2	.000	0-0	.000	0	1	1	0.3	2	0	0	1	0	0	0	0.0		
31	Peek, Aaron	2-0	4	2.0	0-0	.000	0-0	.000	0-0	.000	0	0	0	0.0	0	0	0	1	0	0	0	0.0		
42	Rowland, Rand	1-0	2	2.0	0-0	.000	0-0	.000	0-0	.000	0	0	0	0.0	1	0	0	0	0	0	0	0.0		
Team											61	39	100											
Total.....		31	6302		734-1800	.408	131-491	.267	363-560	.648	444	743	1187	38.3	516	8	362	394	104	177	1962	63.3		
Opponents.....		31	6300		723-1644	.440	172-540	.319	384-555	.692	258	704	962	31.0	539	8	393	363	122	202	2002	64.6		

TEAM STATISTICS	GT	OPP	Date	Opponent	Score	Att.
SCORING	1962	2002	11/14/14	GEORGIA	w 80-73	8127
Points per game	63.3	64.6	11/18/14	ALABAMA A&M	w 66-46	4722
Scoring margin	-1.3	-	11/21/14	IPFW	w 78-69	5297
FIELD GOALS-ATT	734-1800	723-1644	11/27/14	vs Marquette	L 70-72	3216
Field goal pct	.408	.440	11/28/14	vs Rider	w 61-54	3449
3 POINT FG-ATT	131-491	172-540	11/30/14	vs Rhode Island	w 64-61	4842
3-point FG pct	.267	.319	12/3/14	at Northwestern	w 66-58	6133
3-pt FG made per game	4.2	5.5	12/6/14	USC UPSTATE	L 54-59	4901
FREE THROWS-ATT	363-560	384-555	12/15/14	APPALACHIAN STATE	w 70-57	4961
Free throw pct	.648	.692	12/20/14	VANDERBILT	w 65-60	6081
F-Throws made per game	11.7	12.4	12/23/14	at Dayton	L 61-75	12424
REBOUNDS	1187	962	12/30/14	CHARLOTTE	w 67-66	5567
Rebounds per game	38.3	31.0	* 1/3/15	at Notre Dame	Lo2 76-83	7582
Rebounding margin	+7.3	-	* 1/7/15	SYRACUSE	L 45-46	7831
ASSISTS	362	393	* 1/10/15	at Wake Forest	L 69-76	11514
Assists per game	11.7	12.7	* 1/14/15	NOTRE DAME	L 59-62	7282
TURNOVERS	394	363	* 1/17/15	at Pittsburgh	L 65-70	12508
Turnovers per game	12.7	11.7	* 1/22/15	at Virginia	L 28-57	13809
Turnover margin	-1.0	-	* 1/25/15	BOSTON COLLEGE	L 62-64	5587
Assist/turnover ratio	0.9	1.1	* 1/28/15	at Miami	w 70-50	5031
STEALS	177	202	* 1/31/15	NC STATE	Lot 80-81	6384
Steals per game	5.7	6.5	* 2/4/15	at Duke	L 66-72	9314
BLOCKS	104	122	* 2/7/15	WAKE FOREST	w 73-59	6580
Blocks per game	3.4	3.9	* 2/9/15	at Virginia Tech	L 63-65	5346
ATTENDANCE	99212	133503	* 2/14/15	FLORIDA STATE	L 53-57	6317
Home games-Avg/Game	16-6201	11-10272	* 2/16/15	CLEMSON	w 63-52	5653
Neutral site-Avg/Game	-	4-5128	* 2/21/15	at North Carolina	L 60-89	20779
Score by Periods	1st	2nd	OT	OT2	Totals	
Georgia Tech	909	1021	25	7	1962	
Opponents	896	1059	33	14	2002	
* 2/23/15					LOUISVILLE	L 51-52 7009
* 2/28/15					at Clemson	Lot 63-70 8553
* 3/3/15					NORTH CAROLINA	L 49-81 6913
* 3/10/15					vs Boston College	L 65-66 9003

* = Conference game



2014-15 Georgia Tech Basketball
 Georgia Tech Combined Team Statistics (as of Mar 10, 2015)
Conference games

RECORD:	OVERALL	HOME	AWAY	NEUTRAL
ALL GAMES	3-15	2-7	1-8	0-0
CONFERENCE	3-15	2-7	1-8	0-0
NON-CONFERENCE	0-0	0-0	0-0	0-0

#	Player	gp-gs	min	avg	Total		3-Point		F-Throw		Rebounds				pf	dq	a	to	blk	stl	pts	avg
					fg-fga	fg%	3fg-fga	3fg%	ft-fa	ft%	off	def	tot	avg								
03	Georges-Hunt, Marcus	18-18	575	31.9	82-187	.439	17-45	.378	71-94	.755	37	66	103	5.7	34	0	37	37	4	22	252	14.0
00	Mitchell, Charles	18-6	374	20.8	66-131	.504	0-0	.000	33-49	.673	56	61	117	6.5	43	1	6	33	6	5	165	9.2
04	Cox, Demarco	18-18	498	27.7	66-137	.482	0-0	.000	22-39	.564	43	62	105	5.8	40	0	10	26	15	9	154	8.6
02	Bolden, Chris	13-10	343	26.4	39-98	.398	20-56	.357	4-5	.800	1	28	29	2.2	22	1	13	16	1	13	102	7.8
12	Stephens, Quinton	17-0	241	14.2	34-96	.354	16-49	.327	2-5	.400	14	19	33	1.9	24	0	7	10	6	7	86	5.1
13	Sampson, Robert	18-12	388	21.6	35-100	.350	7-35	.200	13-25	.520	36	80	116	6.4	39	0	8	25	13	9	90	5.0
01	Jackson, Tadic	17-5	260	15.3	26-104	.250	9-44	.205	10-24	.417	10	20	30	1.8	20	1	17	9	4	3	71	4.2
11	Heath, Josh	18-2	342	19.0	23-65	.354	2-6	.333	24-31	.774	5	19	24	1.3	20	0	37	21	2	15	72	4.0
10	Jorgenson, Travis	18-16	403	22.4	27-85	.318	8-26	.308	8-10	.800	2	21	23	1.3	14	0	62	38	3	18	70	3.9
05	Heyward, Corey	14-3	172	12.3	5-20	.250	2-10	.200	6-11	.545	3	9	12	0.9	25	0	8	5	1	5	18	1.3
44	Lammers, Ben	12-0	68	5.7	6-14	.429	0-0	.000	1-3	.333	6	11	17	1.4	4	0	1	1	2	2	13	1.1
34	Gueye, Abdoulaye	4-0	20	5.0	1-3	.333	0-1	.000	0-2	.000	0	4	4	1.0	1	0	0	0	1	1	2	0.5
32	Doyle, Brooks	3-0	16	5.3	0-2	.000	0-2	.000	0-0	.000	0	1	1	0.3	2	0	0	0	0	0	0	0.0
31	Peek, Aaron	1-0	2	2.0	0-0	.000	0-0	.000	0-0	.000	0	0	0	0.0	0	0	0	1	0	0	0	0.0
Team											36	20	56				6					
Total.....		18	3702		410-1042	.393	81-274	.296	194-298	.651	249	421	670	37.2	288	3	206	228	58	109	1095	60.8
Opponents.....		18	3700		441-978	.451	99-290	.341	205-302	.679	162	428	590	32.8	290	4	242	207	79	122	1186	65.9

TEAM STATISTICS	GT	OPP	Date	Opponent	Score	Att.
SCORING	1095	1186	* 1/3/15	at Notre Dame	Lo2 76-83	7582
Points per game	60.8	65.9	* 1/7/15	SYRACUSE	L 45-46	7831
Scoring margin	-5.1	-	* 1/10/15	at Wake Forest	L 69-76	11514
FIELD GOALS-ATT	410-1042	441-978	* 1/14/15	NOTRE DAME	L 59-62	7282
Field goal pct	.393	.451	* 1/17/15	at Pittsburgh	L 65-70	12508
3 POINT FG-ATT	81-274	99-290	* 1/22/15	at Virginia	L 28-57	13809
3-point FG pct	.296	.341	* 1/25/15	BOSTON COLLEGE	L 62-64	5587
3-pt FG made per game	4.5	5.5	* 1/28/15	at Miami	W 70-50	5031
FREE THROWS-ATT	194-298	205-302	* 1/31/15	NC STATE	Lot 80-81	6384
Free throw pct	.651	.679	* 2/4/15	at Duke	L 66-72	9314
F-Throws made per game	10.8	11.4	* 2/7/15	WAKE FOREST	W 73-59	6580
REBOUNDS	670	590	* 2/9/15	at Virginia Tech	L 63-65	5346
Rebounds per game	37.2	32.8	* 2/14/15	FLORIDA STATE	L 53-57	6317
Rebounding margin	+4.4	-	* 2/16/15	CLEMSON	W 63-52	5653
ASSISTS	206	242	* 2/21/15	at North Carolina	L 60-89	20779
Assists per game	11.4	13.4	* 2/23/15	LOUISVILLE	L 51-52	7009
TURNOVERS	228	207	* 2/28/15	at Clemson	Lot 63-70	8553
Turnovers per game	12.7	11.5	* 3/3/15	NORTH CAROLINA	L 49-81	6913
Turnover margin	-1.2	-				
Assist/turnover ratio	0.9	1.2				
STEALS	109	122				
Steals per game	6.1	6.8				
BLOCKS	58	79				
Blocks per game	3.2	4.4				
ATTENDANCE	59556	94436				
Home games-Avg/Game	9-6617	9-10493				
Neutral site-Avg/Game	-	0-0				

* = Conference game

Score by Periods	1st	2nd	OT	OT2	Totals
Georgia Tech	496	567	25	7	1095
Opponents	543	596	33	14	1186



2014-15 Georgia Tech Basketball
 Georgia Tech Combined Team Statistics (as of Jan 27, 2015)
Non-conference games

RECORD:	OVERALL	HOME	AWAY	NEUTRAL
ALL GAMES	9-3	6-1	1-1	2-1
CONFERENCE	0-0	0-0	0-0	0-0
NON-CONFERENCE	9-3	6-1	1-1	2-1

#	Player	gp-gs	min	avg	Total		3-Point		F-Throw		Rebounds				pf	dq	a	to	blk	stl	pts	avg
					fg-fga	fg%	3fg-fga	3fg%	ft-fa	ft%	off	def	tot	avg								
03	Georges-Hunt, Marcus	12-12	351	29.3	53-126	.421	4-28	.143	45-58	.776	19	43	62	5.2	30	1	17	22	0	17	155	12.9
00	Mitchell, Charles	12-12	288	24.0	51-97	.526	0-0	.000	22-34	.647	46	44	90	7.5	35	1	5	31	8	5	124	10.3
04	Cox, Demarco	12-11	296	24.7	46-82	.561	0-0	.000	17-41	.415	28	46	74	6.2	26	0	8	15	12	5	109	9.1
12	Stephens, Quinton	12-11	297	24.8	32-86	.372	16-49	.327	9-10	.900	16	29	45	3.8	12	0	6	11	7	8	89	7.4
01	Jackson, Tadic	12-0	162	13.5	23-82	.280	5-41	.122	25-32	.781	5	11	16	1.3	15	0	10	8	0	1	76	6.3
02	Bolden, Chris	12-1	189	15.8	27-63	.429	10-36	.278	6-8	.750	1	15	16	1.3	27	2	12	10	2	4	70	5.8
13	Sampson, Robert	12-1	255	21.3	24-54	.444	4-16	.250	16-30	.533	26	51	77	6.4	40	1	7	15	12	9	68	5.7
11	Heath, Josh	12-2	244	20.3	23-46	.500	1-7	.143	12-22	.545	4	15	19	1.6	14	0	44	19	1	5	59	4.9
10	Jorgenson, Travis	11-10	222	20.2	14-47	.298	7-24	.292	3-4	.750	1	16	17	1.5	5	0	35	14	0	4	38	3.5
44	Lammers, Ben	7-0	45	6.4	3-7	.429	0-0	.000	3-6	.500	3	8	11	1.6	3	0	0	2	2	1	9	1.3
05	Heyward, Corey	4-0	30	7.5	1-2	.500	0-1	.000	1-2	.500	0	1	1	0.3	3	0	0	2	0	3	3	0.8
34	Gueye, Abdoulaye	4-0	14	3.5	1-2	.500	0-0	.000	0-0	.000	2	0	2	0.5	2	0	0	5	1	2	2	0.5
31	Peek, Aaron	1-0	2	2.0	0-0	.000	0-0	.000	0-0	.000	0	0	0	0.0	0	0	0	0	0	0	0	0.0
32	Doyle, Brooks	1-0	3	3.0	0-1	.000	0-0	.000	0-0	.000	0	0	0	0.0	0	0	0	1	0	0	0	0.0
42	Rowland, Rand	1-0	2	2.0	0-0	.000	0-0	.000	0-0	.000	0	0	0	0.0	1	0	0	0	0	0	0	0.0
Team											25	19	44				2					
Total.....		12	2400		298-695	.429	47-202	.233	159-247	.644	176	298	474	39.5	213	5	144	157	45	64	802	66.8
Opponents.....		12	2400		261-619	.422	65-230	.283	163-232	.703	91	255	346	28.8	235	4	140	148	41	76	750	62.5

TEAM STATISTICS	GT	OPP	Date	Opponent	Score	Att.
SCORING	802	750	11/14/14	GEORGIA	w 80-73	8127
Points per game	66.8	62.5	11/18/14	ALABAMA A&M	w 66-46	4722
Scoring margin	+4.3	-	11/21/14	IPFW	w 78-69	5297
FIELD GOALS-ATT	298-695	261-619	11/27/14	vs Marquette	L 70-72	3216
Field goal pct	.429	.422	11/28/14	vs Rider	w 61-54	3449
3 POINT FG-ATT	47-202	65-230	11/30/14	vs Rhode Island	w 64-61	4842
3-point FG pct	.233	.283	12/03/14	at Northwestern	w 66-58	6133
3-pt FG made per game	3.9	5.4	12/6/14	USC UPSTATE	L 54-59	4901
FREE THROWS-ATT	159-247	163-232	12/15/14	APPALACHIAN STATE	w 70-57	4961
Free throw pct	.644	.703	12/20/14	VANDERBILT	w 65-60	6081
F-Throws made per game	13.3	13.6	12/23/14	at Dayton	L 61-75	12424
REBOUNDS	474	346	12/30/14	CHARLOTTE	w 67-66	5567
Rebounds per game	39.5	28.8				
Rebounding margin	+10.7	-				
ASSISTS	144	140				
Assists per game	12.0	11.7				
TURNOVERS	157	148				
Turnovers per game	13.1	12.3				
Turnover margin	-0.7	-				
Assist/turnover ratio	0.9	0.9				
STEALS	64	76				
Steals per game	5.3	6.3				
BLOCKS	45	41				
Blocks per game	3.8	3.4				
ATTENDANCE	39656	30064				
Home games-Avg/Game	7-5665	2-9278				
Neutral site-Avg/Game	-	3-3836				

* = Conference game

Score by Periods	1st	2nd	Totals
Georgia Tech	379	423	802
Opponents	318	432	750



2014-15 Georgia Tech Basketball
 Georgia Tech Points-Rebounds-Assists (as of Mar 10, 2015)
All games

Opponent	Date	Score								
			00	01	02	03	04	05	10	
			MITCHELL,C	JACKSON,TA	BOLDEN,CHR	GEORGES-HU	COX,DEMARC	HEYWARD,CO	JORGENSON,	
GEORGIA	11/14/14	80-73	w	20-9-0	4-0-0	3-1-1	11-4-5	10-8-1	DNP	4-3-2
ALABAMA A&M	11/18/14	66-46	w	12-14-2	8-4-0	7-0-0	8-5-0	13-3-0	0-0-0	DNP
IPFW	11/21/14	78-69	w	6-4-0	3-4-1	0-0-0	13-5-1	15-7-0	DNP	8-0-3
vs Marquette	11/27/14	70-72	L	7-8-1	17-3-1	6-2-0	14-4-2	7-8-0	DNP	0-2-1
vs Rider	11/28/14	61-54	w	15-12-0	8-0-0	7-0-0	10-6-1	10-8-0	0-0-0	0-3-2
vs Rhode Island	11/30/14	64-61	w	4-4-1	4-0-1	5-0-0	16-4-2	11-6-1	DNP	3-2-1
at Northwestern	12/3/14	66-58	w	13-4-1	0-0-0	9-4-0	8-3-1	6-5-1	2-0-0	3-1-5
USC UPSTATE	12/6/14	54-59	L	6-7-0	7-3-2	10-4-4	8-7-0	8-8-1	DNP	0-1-1
APPALACHIAN STATE	12/15/14	70-57	w	3-3-0	12-1-1	4-2-2	15-5-2	13-5-0	1-1-0	2-1-3
VANDERBILT	12/20/14	65-60	w	19-8-0	1-0-1	6-3-2	14-4-1	6-9-3	DNP	8-1-6
at Dayton	12/23/14	61-75	L	10-10-0	12-0-1	5-0-3	13-8-1	6-4-0	DNP	5-2-6
CHARLOTTE	12/30/14	67-66	w	9-7-0	0-1-2	8-0-0	25-7-1	4-3-1	DNP	5-1-5
at Notre Dame	1/3/15	76-83	L	14-12-1	0-0-2	14-4-2	20-8-1	8-4-1	DNP	0-1-4
SYRACUSE	1/7/15	45-46	L	17-11-0	2-1-0	3-4-2	9-6-1	5-6-1	DNP	5-2-4
at Wake Forest	1/10/15	69-76	L	12-4-0	3-0-1	2-0-1	16-6-1	14-7-0	2-0-1	2-2-4
NOTRE DAME	1/14/15	59-62	L	2-9-0	0-0-1	13-0-2	6-5-3	17-7-2	4-0-1	0-2-2
at Pittsburgh	1/17/15	65-70	L	10-9-0	2-3-1	0-1-0	13-4-2	5-7-0	1-0-3	6-0-5
at Virginia	1/22/15	28-57	L	6-3-0	4-2-0	0-1-0	7-4-0	2-5-0	1-1-1	2-0-1
BOSTON COLLEGE	1/25/15	62-64	L	2-4-1	0-0-0	9-3-0	20-9-4	4-3-0	1-1-0	0-0-0
at Miami	1/28/15	70-50	w	4-1-0	DNP	13-4-2	24-6-3	10-7-0	0-2-0	6-3-3
NC STATE	1/31/15	80-81	L	18-11-0	0-0-1	3-3-0	23-7-3	12-10-0	0-0-1	14-2-4
at Duke	2/4/15	66-72	L	4-2-1	7-0-0	16-2-1	14-9-2	10-4-0	DNP	6-0-3
WAKE FOREST	2/7/15	73-59	w	15-6-1	0-3-0	14-2-2	13-5-2	7-6-0	4-3-0	7-3-6
at Virginia Tech	2/9/15	63-65	L	17-8-1	10-3-0	10-3-0	11-5-0	2-6-0	0-1-0	4-2-4
FLORIDA STATE	2/14/15	53-57	L	8-5-0	0-0-0	5-2-1	17-9-5	12-2-0	DNP	4-0-5
CLEMSON	2/16/15	63-52	w	6-3-1	4-2-5	DNP	11-4-0	12-9-2	2-1-1	1-2-2
at North Carolina	2/21/15	60-89	L	5-2-0	9-4-1	DNP	15-2-1	5-1-1	0-0-0	3-1-5
LOUISVILLE	2/23/15	51-52	L	6-14-0	9-2-1	DNP	13-5-3	11-11-3	0-0-0	4-2-3
at Clemson	2/28/15	63-70	L	3-5-0	12-3-1	DNP	20-9-6	4-2-0	3-2-0	5-0-3
NORTH CAROLINA	3/3/15	49-81	L	16-8-0	9-7-3	DNP	0-0-0	14-8-0	0-1-0	1-1-4
vs Boston College	3/10/15	65-66	L	14-11-1	16-5-1	DNP	DNP	9-9-1	4-1-2	3-1-3

Opponent	Date	Score								
			11	12	13	31	32	34	44	
			HEATH,JOSH	STEPHENS,Q	SAMPSON,RO	PEEK,AARON	DOYLE,BROO	GUEYE,ABDO	LAMMERS,BE	
GEORGIA	11/14/14	80-73	w	1-0-4	22-5-0	3-8-0	DNP	DNP	DNP	2-1-0
ALABAMA A&M	11/18/14	66-46	w	7-4-7	7-3-0	1-6-0	DNP	DNP	2-1-0	1-2-0
IPFW	11/21/14	78-69	w	9-4-7	13-10-1	9-6-2	DNP	DNP	0-0-0	2-0-0
vs Marquette	11/27/14	70-72	L	6-2-7	7-2-0	6-9-1	DNP	DNP	DNP	DNP
vs Rider	11/28/14	61-54	w	4-0-2	5-5-0	2-7-0	DNP	DNP	DNP	DNP
vs Rhode Island	11/30/14	64-61	w	7-1-2	7-5-1	6-2-0	DNP	DNP	DNP	1-4-0
at Northwestern	12/3/14	66-58	w	12-3-5	2-3-2	11-7-0	DNP	DNP	DNP	0-1-0
USC UPSTATE	12/6/14	54-59	L	6-0-2	6-5-1	3-5-1	DNP	DNP	0-1-0	DNP
APPALACHIAN STATE	12/15/14	70-57	w	2-0-3	5-1-0	10-8-3	0-0-0	0-0-0	0-0-0	3-2-0
VANDERBILT	12/20/14	65-60	w	2-1-1	3-3-0	6-5-0	DNP	DNP	DNP	0-1-0
at Dayton	12/23/14	61-75	L	3-2-1	3-0-0	4-8-0	DNP	DNP	DNP	DNP
CHARLOTTE	12/30/14	67-66	w	0-2-3	9-3-1	7-6-0	DNP	DNP	DNP	DNP
at Notre Dame	1/3/15	76-83	L	6-2-1	5-2-0	9-7-0	DNP	DNP	DNP	0-0-0
SYRACUSE	1/7/15	45-46	L	2-2-0	0-1-0	2-3-1	DNP	DNP	DNP	0-2-0
at Wake Forest	1/10/15	69-76	L	0-2-5	13-1-0	5-3-0	DNP	DNP	DNP	DNP
NOTRE DAME	1/14/15	59-62	L	6-1-3	3-1-0	8-6-0	DNP	DNP	DNP	DNP
at Pittsburgh	1/17/15	65-70	L	2-0-1	10-4-1	16-8-1	DNP	DNP	DNP	DNP
at Virginia	1/22/15	28-57	L	2-2-0	0-2-0	2-7-0	DNP	DNP	0-1-0	2-1-0
BOSTON COLLEGE	1/25/15	62-64	L	7-0-3	17-4-1	2-9-1	DNP	DNP	DNP	0-1-0
at Miami	1/28/15	70-50	w	6-2-2	0-0-0	7-5-0	DNP	0-0-0	DNP	0-1-0
NC STATE	1/31/15	80-81	L	3-3-2	0-3-3	7-8-0	DNP	DNP	DNP	DNP
at Duke	2/4/15	66-72	L	3-0-2	2-2-1	2-6-1	DNP	DNP	DNP	2-4-0
WAKE FOREST	2/7/15	73-59	w	2-0-4	7-1-0	4-7-0	DNP	DNP	0-1-0	0-1-0
at Virginia Tech	2/9/15	63-65	L	5-3-2	4-4-0	0-1-1	DNP	DNP	DNP	DNP
FLORIDA STATE	2/14/15	53-57	L	0-1-5	5-2-0	2-9-0	DNP	DNP	DNP	DNP
CLEMSON	2/16/15	63-52	w	14-1-3	6-2-0	7-10-1	DNP	DNP	DNP	0-1-0
at North Carolina	2/21/15	60-89	L	2-1-2	10-4-1	3-4-1	DNP	0-0-0	2-1-0	6-4-1
LOUISVILLE	2/23/15	51-52	L	2-0-2	2-0-0	4-5-0	DNP	DNP	DNP	0-1-0
at Clemson	2/28/15	63-70	L	8-2-0	2-0-0	6-13-0	DNP	DNP	DNP	0-0-0
NORTH CAROLINA	3/3/15	49-81	L	2-2-0	DNP	4-5-1	0-0-0	0-1-0	0-1-0	3-1-0
vs Boston College	3/10/15	65-66	L	2-1-2	5-8-0	12-7-2	DNP	DNP	DNP	DNP



2014-15 Georgia Tech Basketball
 Georgia Tech Team Game-by-Game Comparison (as of Mar 10, 2015)
All games

Opponent	1st	2nd	Score	Mar	Total FG	FG Pct	3-Pointers	3FG Pct	Free Throws	FT Pct	Rebounds	Assist	T/Over	Block	Steal	Fouls
GEORGIA	42/32	38/41	80-73	+7	28-63/26-62	.444/.419	7-19/5-20	.368/.250	17-27/16-21	.630/.762	41/36 +5	13/16	12/12	5/5	7/7	18/23
ALABAMA A&M	34/20	32/26	66-46	+20	24-56/17-47	.429/.362	3-16/7-26	.188/.269	15-27/5-12	.556/.417	45/26 +19	9/8	14/20	2/4	11/5	17/22
IPFW	32/26	46/43	78-69	+9	31-59/24-55	.525/.436	5-13/7-18	.385/.389	11-25/14-28	.440/.500	43/26 +17	15/14	12/9	3/2	4/4	21/19
Marquette	31/29	39/43	70-72	(2)	28-63/20-47	.444/.426	7-24/9-22	.292/.409	7-11/23-32	.636/.719	41/29 +12	13/7	16/13	3/2	4/10	23/17
Rider	30/30	31/24	61-54	+7	22-58/21-51	.379/.412	2-15/3-19	.133/.158	15-20/9-14	.750/.643	49/26 +23	5/9	12/8	3/2	5/8	15/18
Rhode Island	29/18	35/43	64-61	+3	19-42/22-50	.452/.440	5-9/3-16	.556/.188	21-31/14-18	.677/.778	30/29 +1	9/11	18/16	2/2	8/7	20/25
Northwestern	31/18	35/40	66-58	+8	25-55/23-55	.455/.418	2-9/4-23	.222/.174	14-18/8-14	.778/.571	35/35 -	15/14	11/12	6/6	4/3	16/22
USC UPSTATE	28/28	26/31	54-59	(5)	20-54/16-53	.370/.302	3-21/10-26	.143/.385	11-20/17-22	.550/.773	42/30 +12	12/11	17/11	6/3	5/10	16/23
APPALACHIAN STATE	36/25	34/32	70-57	+13	25-56/23-49	.446/.469	2-15/3-14	.133/.214	18-29/8-8	.621/1000	35/26 +9	14/10	11/17	3/3	3/3	15/25
VANDERBILT	25/33	40/27	65-60	+5	26-67/21-45	.388/.467	4-22/3-15	.182/.200	9-13/15-20	.692/.750	39/30 +9	14/13	7/13	2/6	6/3	18/16
Dayton	33/39	28/36	61-75	(14)	25-63/21-46	.397/.457	4-20/10-18	.200/.556	7-10/23-31	.700/.742	39/27 +12	12/15	14/6	6/3	1/8	20/11
CHARLOTTE	28/20	39/46	67-66	+1	25-59/27-59	.424/.458	3-19/1-13	.158/.077	14-16/11-12	.875/.917	35/26 +9	13/12	13/11	4/3	6/8	14/14
Notre Dame	31/27	28/32	76-83	(7)	30-73/32-60	.411/.533	5-16/4-19	.313/.211	11-13/15-21	.846/.714	46/31 +15	12/15	15/13	0/4	11/6	17/14
SYRACUSE	27/28	18/18	45-46	(1)	15-57/18-52	.263/.346	3-17/4-9	.176/.444	12-15/6-10	.800/.600	43/33 +10	9/13	14/12	4/5	6/7	12/13
Wake Forest	29/34	40/42	69-76	(7)	28-61/25-51	.459/.490	5-14/7-19	.357/.368	8-17/19-31	.471/.613	29/41 (12)	13/13	12/17	4/5	8/7	24/15
NOTRE DAME	38/30	21/32	59-62	(3)	21-51/20-46	.412/.435	5-10/7-17	.500/.412	12-15/15-19	.800/.789	33/26 +7	14/16	9/9	4/1	6/5	16/16
Pittsburgh	31/31	34/39	65-70	(5)	21-53/24-55	.396/.436	6-14/2-11	.429/.182	17-20/20-26	.850/.769	39/29 +10	14/17	15/6	2/3	3/7	21/18
Virginia	16/28	12/29	28-57	(29)	12-49/24-53	.245/.453	0-12/5-9	.000/.556	4-8/4-6	.500/.667	33/36 (3)	2/13	10/4	3/3	3/4	8/12
BOSTON COLLEGE	24/26	38/38	62-64	(2)	21-55/23-50	.382/.460	8-23/9-20	.348/.450	12-18/9-13	.667/.692	35/27 +8	10/11	13/12	7/2	5/6	18/19
Miami	34/26	36/24	70-50	+20	25-44/19-55	.568/.345	2-10/6-26	.200/.231	18-22/6-9	.818/.667	32/29 +3	10/9	10/12	2/1	7/4	15/18
NC STATE	31/40	37/28	80-81	(1)	29-73/30-62	.397/.484	5-17/10-22	.294/.455	17-21/11-19	.810/.579	49/31 +18	14/19	11/8	1/5	5/5	16/20
Duke	34/38	32/34	66-72	(6)	26-56/26-57	.464/.456	8-11/5-18	.727/.278	6-12/15-24	.500/.625	33/40 (7)	11/13	14/10	3/4	7/9	20/16
WAKE FOREST	34/22	39/37	73-59	+14	27-59/19-64	.458/.297	9-20/7-26	.450/.269	10-17/14-17	.588/.824	41/33 +8	15/12	10/9	6/4	4/4	17/14
Virginia Tech	31/26	32/39	63-65	(2)	23-61/25-48	.377/.521	4-19/5-12	.211/.417	13-19/10-17	.684/.588	39/27 +12	8/11	13/13	3/4	4/6	18/19
FLORIDA STATE	23/32	30/25	53-57	(4)	21-59/22-48	.356/.458	3-15/4-12	.200/.333	8-14/9-12	.571/.750	34/35 (1)	16/13	11/18	3/9	8/4	14/16
CLEMSON	23/21	40/31	63-52	+11	25-54/20-55	.463/.364	4-11/4-15	.364/.267	9-16/8-12	.563/.667	38/29 +9	15/7	15/14	4/5	7/9	13/16
North Carolina	29/43	31/46	60-89	(29)	23-60/38-61	.383/.623	6-16/5-9	.375/.556	8-17/8-11	.471/.727	29/37 (8)	13/26	11/8	3/5	6/11	10/13
LOUISVILLE	24/17	27/35	51-52	(1)	23-56/20-54	.411/.370	1-11/5-16	.091/.313	4-10/7-17	.400/.412	40/34 +6	12/8	14/13	6/3	4/9	17/10
Clemson	16/35	44/25	63-70	(7)	21-63/22-43	.333/.512	6-22/4-12	.273/.333	15-25/22-27	.600/.815	39/33 +6	10/9	13/18	1/8	9/8	21/23
NORTH CAROLINA	21/39	28/42	49-81	(32)	19-58/34-64	.328/.531	1-16/6-18	.063/.333	10-19/7-11	.526/.636	38/39 (1)	8/17	18/11	2/8	6/11	11/18
Boston College	34/35	31/31	65-66	(1)	26-63/21-47	.413/.447	3-15/8-20	.200/.400	10-15/16-21	.667/.762	43/26 +17	12/11	9/8	1/2	4/4	15/14

Note: Game totals are displayed in the format TEAM/OPPONENT for each category



2014-15 Georgia Tech Basketball
 Georgia Tech Combined Team Statistics (as of Mar 10, 2015)
Home games

RECORD:	OVERALL	HOME	AWAY	NEUTRAL
ALL GAMES	8-8	8-8	0-0	0-0
CONFERENCE	2-7	2-7	0-0	0-0
NON-CONFERENCE	6-1	6-1	0-0	0-0

#	Player	gp-gs	min	avg	Total		3-Point		F-Throw		Rebounds				pf	dq	a	to	blk	stl	pts	avg		
					fg-fga	fg%	3fg-fga	3fg%	ft-fa	ft%	off	def	tot	avg										
03	Georges-Hunt, Marcus	16-16	469	29.3	68-151	.450	11-39	.282	59-80	.738	27	60	87	5.4	29	1	31	33	2	17	206	12.9		
00	Mitchell, Charles	16-9	357	22.3	64-133	.481	0-0	.000	37-54	.685	56	67	123	7.7	44	2	5	41	6	7	165	10.3		
04	Cox, Demarco	16-15	436	27.3	69-129	.535	0-0	.000	25-52	.481	51	54	105	6.6	36	0	14	16	20	6	163	10.2		
12	Stephens, Quinton	15-6	278	18.5	38-97	.392	20-55	.364	9-12	.750	18	26	44	2.9	17	0	7	12	9	8	105	7.0		
02	Bolden, Chris	13-6	282	21.7	33-85	.388	17-54	.315	2-4	.500	1	23	24	1.8	23	1	16	12	1	9	85	6.5		
13	Sampson, Robert	16-8	336	21.0	31-83	.373	3-27	.111	14-33	.424	34	72	106	6.6	40	0	10	13	15	13	79	4.9		
10	Jorgenson, Travis	15-13	331	22.1	24-76	.316	8-27	.296	7-10	.700	2	19	21	1.4	4	0	50	25	2	9	63	4.2		
11	Heath, Josh	16-3	305	19.1	24-54	.444	2-8	.250	15-19	.789	3	18	21	1.3	19	0	49	23	1	12	65	4.1		
01	Jackson, Tadic	16-3	224	14.0	21-101	.208	3-47	.064	14-21	.667	6	22	28	1.8	15	0	18	5	3	2	59	3.7		
05	Heyward, Corey	9-1	96	10.7	3-9	.333	2-5	.400	4-8	.500	1	6	7	0.8	16	0	3	6	1	5	12	1.3		
44	Lammers, Ben	11-0	67	6.1	4-11	.364	0-0	.000	3-7	.429	5	8	13	1.2	4	0	0	3	1	2	11	1.0		
34	Gueye, Abdoulaye	6-0	24	4.0	1-4	.250	0-1	.000	0-2	.000	2	2	4	0.7	3	0	0	5	1	3	2	0.3		
32	Doyle, Brooks	2-0	16	8.0	0-3	.000	0-2	.000	0-0	.000	0	1	1	0.5	2	0	0	1	0	0	0	0.0		
31	Peek, Aaron	2-0	4	2.0	0-0	.000	0-0	.000	0-0	.000	0	0	0	0.0	0	0	0	1	0	0	0	0.0		
42	Rowland, Rand	1-0	2	2.0	0-0	.000	0-0	.000	0-0	.000	0	0	0	0.0	1	0	0	0	0	0	0	0.0		
Team											32	15	47											
Total.....		16	3227		380-936	.406	66-265	.249	189-302	.626	238	393	631	39.4	253	4	203	201	62	93	1015	63.4		
Opponents.....		16	3225		360-865	.416	92-287	.321	172-253	.680	140	347	487	30.4	284	5	200	199	68	100	984	61.5		

TEAM STATISTICS	GT	OPP	Date	Opponent	Score	Att.
SCORING	1015	984	11/14/14	GEORGIA	w 80-73	8127
Points per game	63.4	61.5	11/18/14	ALABAMA A&M	w 66-46	4722
Scoring margin	+1.9	-	11/21/14	IPFW	w 78-69	5297
FIELD GOALS-ATT	380-936	360-865	12/6/14	USC UPSTATE	L 54-59	4901
Field goal pct	.406	.416	12/15/14	APPALACHIAN STATE	w 70-57	4961
3 POINT FG-ATT	66-265	92-287	12/20/14	VANDERBILT	w 65-60	6081
3-point FG pct	.249	.321	12/30/14	CHARLOTTE	w 67-66	5567
3-pt FG made per game	4.1	5.8	* 1/7/15	SYRACUSE	L 45-46	7831
FREE THROWS-ATT	189-302	172-253	* 1/14/15	NOTRE DAME	L 59-62	7282
Free throw pct	.626	.680	* 1/25/15	BOSTON COLLEGE	L 62-64	5587
F-Throws made per game	11.8	10.8	* 1/31/15	NC STATE	Lot 80-81	6384
REBOUNDS	631	487	* 2/7/15	WAKE FOREST	w 73-59	6580
Rebounds per game	39.4	30.4	* 2/14/15	FLORIDA STATE	L 53-57	6317
Rebounding margin	+9.0	-	* 2/16/15	CLEMSON	w 63-52	5653
ASSISTS	203	200	* 2/23/15	LOUISVILLE	L 51-52	7009
Assists per game	12.7	12.5	* 3/3/15	NORTH CAROLINA	L 49-81	6913
TURNOVERS	201	199	* = Conference game			
Turnovers per game	12.6	12.4				
Turnover margin	-0.1	-				
Assist/turnover ratio	1.0	1.0				
STEALS	93	100				
Steals per game	5.8	6.3				
BLOCKS	62	68				
Blocks per game	3.9	4.3				
ATTENDANCE	99212	0				
Home games-Avg/Game	16-6201	0-0				
Neutral site-Avg/Game	-	0-0				

Score by Periods	1st	2nd	OT	Totals
Georgia Tech	470	533	12	1015
Opponents	439	532	13	984



2014-15 Georgia Tech Basketball
 Georgia Tech Combined Team Statistics (as of Mar 10, 2015)
Away games

RECORD:	OVERALL	HOME	AWAY	NEUTRAL
ALL GAMES	2-9	0-0	2-9	0-0
CONFERENCE	1-8	0-0	1-8	0-0
NON-CONFERENCE	1-1	0-0	1-1	0-0

#	Player	gp-gs	min	avg	Total		3-Point		F-Throw		Rebounds				pf	dq	a	to	blk	stl	pts	avg
					fg-fga	fg%	3fg-fga	3fg%	ft-fa	ft%	off	def	tot	avg								
3	Georges-Hunt, Marcus	11-11	366	33.3	52-128	.406	9-29	.310	48-61	.787	25	39	64	5.8	26	0	18	18	2	16	161	14.6
0	Mitchell, Charles	11-6	229	20.8	43-75	.573	0-0	.000	12-21	.571	35	25	60	5.5	24	0	4	17	7	2	98	8.9
2	Bolden, Chris	9-5	209	23.2	26-63	.413	9-29	.310	8-9	.889	1	18	19	2.1	19	2	9	12	1	7	69	7.7
4	Cox, Demarco	11-11	281	25.5	32-70	.457	0-0	.000	8-17	.471	13	39	52	4.7	25	0	3	16	5	6	72	6.5
13	Sampson, Robert	11-5	245	22.3	24-57	.421	6-19	.316	11-16	.688	21	48	69	6.3	28	1	4	21	9	4	65	5.9
1	Jackson, Tadic	10-2	153	15.3	20-65	.308	8-28	.286	11-23	.478	6	9	15	1.5	15	1	7	8	1	1	59	5.9
12	Stephens, Quinton	11-2	182	16.5	21-63	.333	9-32	.281	0-0	.000	7	15	22	2.0	16	0	5	7	3	6	51	4.6
11	Heath, Josh	11-1	208	18.9	16-44	.364	1-3	.333	16-25	.640	5	14	19	1.7	11	0	21	11	2	6	49	4.5
10	Jorgenson, Travis	11-10	247	22.5	16-50	.320	6-18	.333	4-4	1.000	1	11	12	1.1	11	0	43	24	1	11	42	3.8
44	Lammers, Ben	7-0	39	5.6	5-10	.500	0-0	.000	0-0	.000	3	8	11	1.6	3	0	1	0	1	1	10	1.4
5	Heyward, Corey	8-2	103	12.9	3-12	.250	0-5	.000	3-5	.600	2	4	6	0.8	12	0	5	1	0	3	9	1.1
34	Gueye, Abdoulaye	2-0	10	5.0	1-1	1.000	0-0	.000	0-0	.000	0	2	2	1.0	0	0	0	0	1	0	2	1.0
32	Doyle, Brooks	2-0	3	1.5	0-0	.000	0-0	.000	0-0	.000	0	0	0	0.0	0	0	0	0	0	0	0	0.0
Team											25	17	42				3					
Total.....		11	2275		259-638	.406	48-163	.294	121-181	.669	144	249	393	35.7	190	4	120	138	33	63	687	62.5
Opponents.....		11	2275		279-584	.478	57-176	.324	150-217	.691	94	271	365	33.2	181	2	155	119	46	73	765	69.5

TEAM STATISTICS	GT	OPP
SCORING	687	765
Points per game	62.5	69.5
Scoring margin	-7.1	-
FIELD GOALS-ATT	259-638	279-584
Field goal pct	.406	.478
3 POINT FG-ATT	48-163	57-176
3-point FG pct	.294	.324
3-pt FG made per game	4.4	5.2
FREE THROWS-ATT	121-181	150-217
Free throw pct	.669	.691
F-Throws made per game	11.0	13.6
REBOUNDS	393	365
Rebounds per game	35.7	33.2
Rebounding margin	+2.5	-
ASSISTS	120	155
Assists per game	10.9	14.1
TURNOVERS	138	119
Turnovers per game	12.5	10.8
Turnover margin	-1.7	-
Assist/turnover ratio	0.9	1.3
STEALS	63	73
Steals per game	5.7	6.6
BLOCKS	33	46
Blocks per game	3.0	4.2
ATTENDANCE	0	112993
Home games-Avg/Game	0-0	11-10272
Neutral site-Avg/Game	-	0-0

Date	Opponent	Score	Att.
12/3/14	at Northwestern	W 66-58	6133
12/23/14	at Dayton	L 61-75	12424
* 1/3/15	at Notre Dame	Lo2 76-83	7582
* 1/10/15	at Wake Forest	L 69-76	11514
* 1/17/15	at Pittsburgh	L 65-70	12508
* 1/22/15	at Virginia	L 28-57	13809
* 1/28/15	at Miami	W 70-50	5031
* 2/4/15	at Duke	L 66-72	9314
* 2/9/15	at Virginia Tech	L 63-65	5346
* 2/21/15	at North Carolina	L 60-89	20779
* 2/28/15	at Clemson	Lot 63-70	8553

* = Conference game

Score by Periods	1st	2nd	OT	OT2	Totals
Georgia Tech	315	352	13	7	687
Opponents	345	386	20	14	765



2014-15 Georgia Tech Basketball
 Georgia Tech Combined Team Statistics (as of Mar 10, 2015)
Neutral site games

RECORD:	OVERALL	HOME	AWAY	NEUTRAL
ALL GAMES	2-2	0-0	0-0	2-2
CONFERENCE	0-0	0-0	0-0	0-0
NON-CONFERENCE	2-2	0-0	0-0	2-2

#	Player	gp-gs	min	avg	Total		3-Point		F-Throw		Rebounds				pf	dq	a	to	blk	stl	pts	avg
					fg-fga	fg%	3fg-fga	3fg%	ft-fta	ft%	off	def	tot	avg								
03	Georges-Hunt, Marcus	3-3	91	30.3	15-34	.441	1-5	.200	9-11	.818	4	10	14	4.7	9	0	5	8	0	6	40	13.3
01	Jackson, Tadic	4-1	74	18.5	14-35	.400	5-15	.333	12-16	.750	4	4	8	2.0	6	0	3	4	0	1	45	11.3
00	Mitchell, Charles	4-3	98	24.5	17-30	.567	0-0	.000	6-8	.750	18	17	35	8.8	11	0	3	8	1	2	40	10.0
04	Cox, Demarco	4-4	109	27.3	15-30	.500	0-0	.000	7-12	.583	12	19	31	7.8	8	0	2	12	3	2	37	9.3
13	Sampson, Robert	4-1	83	20.8	8-20	.400	3-6	.500	7-10	.700	11	14	25	6.3	14	0	3	6	1	2	26	6.5
12	Stephens, Quinton	4-4	106	26.5	8-34	.235	3-20	.150	5-7	.714	7	13	20	5.0	5	0	1	2	1	1	24	6.0
02	Bolden, Chris	3-0	41	13.7	7-13	.538	4-9	.444	0-0	.000	0	2	2	0.7	7	0	0	2	1	1	18	6.0
11	Heath, Josh	4-0	92	23.0	7-16	.438	0-2	.000	5-9	.556	1	3	4	1.0	7	0	13	6	0	2	19	4.8
05	Heyward, Corey	2-0	26	13.0	2-5	.400	0-1	.000	0-0	.000	0	1	1	0.5	1	0	2	1	0	2	4	2.0
10	Jorgenson, Travis	4-4	73	18.3	2-9	.222	1-5	.200	1-2	.500	0	8	8	2.0	5	0	7	5	0	2	6	1.5
44	Lammers, Ben	1-0	7	7.0	0-0	.000	0-0	.000	1-2	.500	1	3	4	4.0	0	0	0	0	2	0	1	1.0
Team											4	7	11				1					
Total.....		4	800		95-226	.420	17-63	.270	53-77	.688	62	101	163	40.8	73	0	39	55	9	21	260	65.0
Opponents.....		4	800		84-195	.431	23-77	.299	62-85	.729	24	86	110	27.5	74	1	38	45	8	29	253	63.2

TEAM STATISTICS	GT	OPP	Date	Opponent	Score	Att.
SCORING	260	253	11/27/14	vs Marquette	L 70-72	3216
Points per game	65.0	63.2	11/28/14	vs Rider	W 61-54	3449
Scoring margin	+1.8	-	11/30/14	vs Rhode Island	W 64-61	4842
FIELD GOALS-ATT	95-226	84-195	3/10/15	vs Boston College	L 65-66	0
Field goal pct	.420	.431	* = Conference game			
3 POINT FG-ATT	17-63	23-77				
3-point FG pct	.270	.299				
3-pt FG made per game	4.3	5.8				
FREE THROWS-ATT	53-77	62-85				
Free throw pct	.688	.729				
F-Throws made per game	13.3	15.5				
REBOUNDS	163	110				
Rebounds per game	40.8	27.5				
Rebounding margin	+13.3	-				
ASSISTS	39	38				
Assists per game	9.8	9.5				
TURNOVERS	55	45				
Turnovers per game	13.8	11.3				
Turnover margin	-2.5	-				
Assist/turnover ratio	0.7	0.8				
STEALS	21	29				
Steals per game	5.3	7.3				
BLOCKS	9	8				
Blocks per game	2.3	2.0				
ATTENDANCE	0	11507				
Home games-Avg/Game	0-0	0-0				
Neutral site-Avg/Game	-	4-2877				

Score by Periods	1st	2nd	Totals
Georgia Tech	124	136	260
Opponents	112	141	253



2014-15 Georgia Tech Basketball
 Georgia Tech Individual Game-by-Game (as of Mar 10, 2015)
All games

#00 Mitchell, Charles

Opponent	Date	gs	min	Total		3-Pointers		Free throws		Rebounds				pf	a	t/o	blk	stl	pts	avg	
				fg-fga	pct	3fg-fga	pct	ft-fa	pct	off	def	tot	avg								
GEORGIA	11/14/14	*	27	8-10	.800	0-0	.000	4-6	.667	3	6	9	9.0	3	0	3	1	2	20	20.0	
ALABAMA A&M	11/18/14	*	23	3-10	.300	0-0	.000	6-10	.600	9	5	14	11.5	4	2	5	0	0	12	16.0	
IPFW	11/21/14	*	16	3-7	.429	0-0	.000	0-0	.000	3	1	4	9.0	4	0	2	0	1	6	12.7	
vs Marquette	11/27/14	*	25	2-5	.400	0-0	.000	3-4	.750	5	3	8	8.8	4	1	3	1	0	7	11.3	
vs Rider	11/28/14	*	27	7-10	.700	0-0	.000	1-2	.500	4	8	12	9.4	3	0	1	0	0	15	12.0	
vs Rhode Island	11/30/14	*	24	1-5	.200	0-0	.000	2-2	1.000	2	2	4	8.5	3	1	2	0	1	4	10.7	
at Northwestern	12/3/14	*	24	5-8	.625	0-0	.000	3-3	1.000	2	2	4	7.9	3	1	2	3	0	13	11.0	
USC UPSTATE	12/6/14	*	25	3-5	.600	0-0	.000	0-0	.000	2	5	7	7.8	3	0	5	0	0	6	10.4	
APPALACHIAN STATE	12/15/14	*	15	1-7	.143	0-0	.000	1-2	.500	2	1	3	7.2	0	0	0	0	0	3	9.6	
VANDERBILT	12/20/14	*	26	9-15	.600	0-0	.000	1-1	1.000	7	1	8	7.3	5	0	3	1	1	19	10.5	
at Dayton	12/23/14	*	25	5-7	.714	0-0	.000	0-2	.000	4	6	10	7.5	1	0	2	1	0	10	10.5	
CHARLOTTE	12/30/14	*	31	4-8	.500	0-0	.000	1-2	.500	3	4	7	7.5	2	0	3	1	0	9	10.3	
at Notre Dame	1/3/15	*	33	6-9	.667	0-0	.000	2-2	1.000	6	6	12	7.8	2	1	1	0	1	14	10.6	
SYRACUSE	1/7/15	*	31	5-10	.500	0-0	.000	7-8	.875	4	7	11	8.1	2	0	5	1	0	17	11.1	
at Wake Forest	1/10/15	*	27	6-9	.667	0-0	.000	0-0	.000	2	2	4	7.8	4	0	3	2	0	12	11.1	
NOTRE DAME	1/14/15	*	18	1-5	.200	0-0	.000	0-0	.000	4	5	9	7.9	2	0	3	1	0	2	10.6	
at Pittsburgh	1/17/15	*	21	4-7	.571	0-0	.000	2-3	.667	7	2	9	7.9	4	0	3	0	0	10	10.5	
at Virginia	1/22/15	*	16	3-4	.750	0-0	.000	0-0	.000	2	1	3	7.7	0	0	1	0	0	6	10.3	
BOSTON COLLEGE	1/25/15		16	1-3	.333	0-0	.000	0-0	.000	1	3	4	7.5	3	1	3	0	0	2	9.8	
at Miami	1/28/15		14	2-5	.400	0-0	.000	0-0	.000	0	1	1	7.2	1	0	1	0	0	4	9.6	
NC STATE	1/31/15		35	7-13	.538	0-0	.000	4-5	.800	4	7	11	7.3	0	0	1	0	2	18	10.0	
at Duke	2/4/15		18	2-5	.400	0-0	.000	0-0	.000	1	1	2	7.1	3	1	1	1	0	4	9.7	
WAKE FOREST	2/7/15		19	5-9	.556	0-0	.000	5-10	.500	2	4	6	7.0	2	1	0	1	0	15	9.9	
at Virginia Tech	2/9/15		22	7-10	.700	0-0	.000	3-7	.429	7	1	8	7.1	2	1	0	0	0	17	10.2	
FLORIDA STATE	2/14/15		21	3-8	.375	0-0	.000	2-3	.667	3	2	5	7.0	5	0	1	0	1	8	10.1	
CLEMSON	2/16/15		12	2-7	.286	0-0	.000	2-2	1.000	1	2	3	6.8	4	1	0	0	0	6	10.0	
at North Carolina	2/21/15		16	2-5	.400	0-0	.000	1-2	.500	0	2	2	6.7	2	0	0	0	0	5	9.8	
LOUISVILLE	2/23/15		18	3-6	.500	0-0	.000	0-0	.000	4	10	14	6.9	4	0	3	0	0	6	9.6	
at Clemson	2/28/15		13	1-6	.167	0-0	.000	1-2	.500	4	1	5	6.9	2	0	3	0	1	3	9.4	
NORTH CAROLINA	3/3/15		24	6-10	.600	0-0	.000	4-5	.800	4	4	8	6.9	1	0	4	0	0	16	9.6	
vs Boston College	3/10/15		22	7-10	.700	0-0	.000	0-0	.000	7	4	11	7.0	1	1	2	0	1	14	9.8	
Totals			18	684	124-238	.521	0-0	.000	55-83	.663	109	109	218	7.0	79	12	66	14	11	303	9.8

Games played: 31
 Minutes/game: 22.1
 Points/game: 9.8
 FG Pct: 52.1
 FT Pct: 66.3

Rebounds/game: 7.0
 Assists/game: 0.4
 Turnovers/game: 2.1
 Assist/turnover ratio: 0.2
 Steals/game: 0.4
 Blocks/game: 0.5



2014-15 Georgia Tech Basketball
 Georgia Tech Individual Game-by-Game (as of Mar 10, 2015)
All games

#01 Jackson, Tadic

Opponent	Date	gs	min	Total		3-Pointers		Free throws		Rebounds				pf	a	t/o	blk	stl	pts	avg
				fg-fga	pct	3fg-fga	pct	ft-fa	pct	off	def	tot	avg							
GEORGIA	11/14/14		10	0-5	.000	0-3	.000	4-4	1.000	0	0	0	0.0	2	0	0	0	0	4	4.0
ALABAMA A&M	11/18/14		21	3-11	.273	0-6	.000	2-2	1.000	0	4	4	2.0	0	0	1	0	0	8	6.0
IPFW	11/21/14		10	1-6	.167	0-2	.000	1-2	.500	1	3	4	2.7	1	1	0	0	0	3	5.0
vs Marquette	11/27/14		17	7-15	.467	3-8	.375	0-1	.000	3	0	3	2.8	3	1	1	0	0	17	8.0
vs Rider	11/28/14		13	1-3	.333	0-2	.000	6-6	1.000	0	0	0	2.2	0	0	1	0	1	8	8.0
vs Rhode Island	11/30/14		15	0-2	.000	0-0	.000	4-5	.800	0	0	0	1.8	2	1	2	0	0	4	7.3
at Northwestern	12/3/14		5	0-3	.000	0-0	.000	0-0	.000	0	0	0	1.6	1	0	1	0	0	0	6.3
USC UPSTATE	12/6/14		17	3-8	.375	0-4	.000	1-3	.333	1	2	3	1.8	1	2	1	0	0	7	6.4
APPALACHIAN STATE	12/15/14		16	4-11	.364	1-7	.143	3-4	.750	0	1	1	1.7	1	1	0	0	0	12	7.0
VANDERBILT	12/20/14		7	0-4	.000	0-2	.000	1-2	.500	0	0	0	1.5	1	1	0	0	0	1	6.4
at Dayton	12/23/14		23	4-11	.364	1-5	.200	3-3	1.000	0	0	0	1.4	3	1	1	0	0	12	6.9
CHARLOTTE	12/30/14		8	0-3	.000	0-2	.000	0-0	.000	0	1	1	1.3	0	2	0	0	0	0	6.3
at Notre Dame	1/3/15		8	0-4	.000	0-2	.000	0-0	.000	0	0	0	1.2	1	2	0	0	0	0	5.8
SYRACUSE	1/7/15		9	1-5	.200	0-3	.000	0-0	.000	0	1	1	1.2	0	0	0	0	0	2	5.6
at Wake Forest	1/10/15		4	1-1	1.000	0-0	.000	1-1	1.000	0	0	0	1.1	0	1	0	0	0	3	5.4
NOTRE DAME	1/14/15		6	0-2	.000	0-1	.000	0-0	.000	0	0	0	1.1	1	1	0	0	0	0	5.1
at Pittsburgh	1/17/15		15	0-4	.000	0-1	.000	2-2	1.000	1	2	3	1.2	0	1	1	0	0	2	4.9
at Virginia	1/22/15		19	2-7	.286	0-3	.000	0-2	.000	1	1	2	1.2	1	0	2	0	0	4	4.8
BOSTON COLLEGE	1/25/15		2	0-2	.000	0-0	.000	0-0	.000	0	0	0	1.2	0	0	0	0	0	0	4.6
NC STATE	1/31/15		5	0-2	.000	0-2	.000	0-0	.000	0	0	0	1.1	1	1	0	0	0	0	4.4
at Duke	2/4/15		9	2-6	.333	2-3	.667	1-2	.500	0	0	0	1.0	1	0	0	0	0	7	4.5
WAKE FOREST	2/7/15		13	0-3	.000	0-2	.000	0-0	.000	0	3	3	1.1	3	0	1	0	0	0	4.3
at Virginia Tech	2/9/15		18	4-9	.444	2-4	.500	0-0	.000	1	2	3	1.2	2	0	1	0	0	10	4.5
FLORIDA STATE	2/14/15		10	0-5	.000	0-2	.000	0-0	.000	0	0	0	1.2	1	0	0	0	0	0	4.3
CLEMSON	2/16/15	*	29	2-8	.250	0-1	.000	0-2	.000	2	0	2	1.2	1	5	1	1	1	4	4.3
at North Carolina	2/21/15	*	22	3-8	.375	1-3	.333	2-6	.333	2	2	4	1.3	1	1	0	1	0	9	4.5
LOUISVILLE	2/23/15	*	27	4-11	.364	1-3	.333	0-0	.000	0	2	2	1.3	0	1	0	2	1	9	4.7
at Clemson	2/28/15	*	30	4-12	.333	2-7	.286	2-7	.286	1	2	3	1.4	5	1	2	0	1	12	4.9
NORTH CAROLINA	3/3/15	*	34	3-15	.200	1-7	.143	2-2	1.000	2	5	7	1.6	2	3	1	0	0	9	5.1
vs Boston College	3/10/15	*	29	6-15	.400	2-5	.400	2-4	.500	1	4	5	1.7	1	1	0	0	0	16	5.4
Totals		6	451	55-201	.274	16-90	.178	37-60	.617	16	35	51	1.7	36	28	17	4	4	163	5.4

Games played: 30
 Minutes/game: 15.0
 Points/game: 5.4
 FG Pct: 27.4
 3FG Pct: 17.8
 FT Pct: 61.7

Rebounds/game: 1.7
 Assists/game: 0.9
 Turnovers/game: 0.6
 Assist/turnover ratio: 1.6
 Steals/game: 0.1
 Blocks/game: 0.1



2014-15 Georgia Tech Basketball
 Georgia Tech Individual Game-by-Game (as of Mar 10, 2015)
All games

#02 Bolden, Chris

Opponent	Date	gs	min	Total		3-Pointers		Free throws		Rebounds				pf	a	t/o	blk	stl	pts	avg	
				fg-fga	pct	3fg-fga	pct	ft-fa	pct	off	def	tot	avg								
GEORGIA	11/14/14		16	1-4	.250	1-3	.333	0-0	.000	0	1	1	1.0	1	1	0	0	0	3	3.0	
ALABAMA A&M	11/18/14		13	3-5	.600	1-3	.333	0-0	.000	0	0	0	0.5	1	0	1	0	0	7	5.0	
IPFW	11/21/14		8	0-3	.000	0-2	.000	0-0	.000	0	0	0	0.3	1	0	1	0	0	0	3.3	
vs Marquette	11/27/14		14	2-2	1.000	2-2	1.000	0-0	.000	0	2	2	0.8	1	0	1	1	0	6	4.0	
vs Rider	11/28/14		13	3-8	.375	1-5	.200	0-0	.000	0	0	0	0.6	2	0	0	0	0	7	4.6	
vs Rhode Island	11/30/14		14	2-3	.667	1-2	.500	0-0	.000	0	0	0	0.5	4	0	1	0	1	5	4.7	
at Northwestern	12/3/14		16	2-6	.333	0-3	.000	5-6	.833	0	4	4	1.0	0	0	0	0	0	9	5.3	
USC UPSTATE	12/6/14		19	4-9	.444	1-6	.167	1-2	.500	1	3	4	1.4	3	4	1	0	2	10	5.9	
APPALACHIAN STATE	12/15/14		19	2-5	.400	0-1	.000	0-0	.000	0	2	2	1.4	1	2	2	1	0	4	5.7	
VANDERBILT	12/20/14		22	3-9	.333	0-4	.000	0-0	.000	0	3	3	1.6	5	2	0	0	1	6	5.7	
at Dayton	12/23/14		15	2-4	.500	1-1	1.000	0-0	.000	0	0	0	1.5	5	3	1	0	0	5	5.6	
CHARLOTTE	12/30/14	*	20	3-5	.600	2-4	.500	0-0	.000	0	0	0	1.3	3	0	2	0	0	8	5.8	
at Notre Dame	1/3/15	*	34	5-9	.556	2-4	.500	2-2	1.000	1	3	4	1.5	5	2	2	0	1	14	6.5	
SYRACUSE	1/7/15	*	29	1-8	.125	1-6	.167	0-0	.000	0	4	4	1.7	2	2	0	0	0	3	6.2	
at Wake Forest	1/10/15	*	27	1-8	.125	0-2	.000	0-0	.000	0	0	0	1.6	3	1	2	0	4	2	5.9	
NOTRE DAME	1/14/15		24	5-6	.833	3-3	1.000	0-0	.000	0	0	0	1.5	3	2	1	0	1	13	6.4	
at Pittsburgh	1/17/15		7	0-1	.000	0-1	.000	0-0	.000	0	1	1	1.5	0	0	0	0	0	0	6.0	
at Virginia	1/22/15		14	0-4	.000	0-3	.000	0-0	.000	0	1	1	1.4	1	0	0	0	0	0	5.7	
BOSTON COLLEGE	1/25/15	*	28	3-9	.333	2-6	.333	1-2	.500	0	3	3	1.5	2	0	2	0	2	9	5.8	
at Miami	1/28/15	*	33	6-11	.545	1-4	.250	0-0	.000	0	4	4	1.7	1	2	3	0	1	13	6.2	
NC STATE	1/31/15	*	28	1-7	.143	1-5	.200	0-0	.000	0	3	3	1.7	0	0	1	0	0	3	6.0	
at Duke	2/4/15	*	33	6-9	.667	4-6	.667	0-0	.000	0	2	2	1.7	3	1	2	1	1	16	6.5	
WAKE FOREST	2/7/15	*	26	5-8	.625	4-7	.571	0-0	.000	0	2	2	1.7	0	2	1	0	2	14	6.8	
at Virginia Tech	2/9/15	*	30	4-11	.364	1-5	.200	1-1	1.000	0	3	3	1.8	1	0	2	0	0	10	7.0	
FLORIDA STATE	2/14/15	*	30	2-7	.286	1-4	.250	0-0	.000	0	2	2	1.8	1	1	0	0	1	5	6.9	
Totals			11	532	66-161	.410	30-92	.326	10-13	.769	2	43	45	1.8	49	25	26	3	17	172	6.9

Games played: 25
 Minutes/game: 21.3
 Points/game: 6.9
 FG Pct: 41.0
 3FG Pct: 32.6
 FT Pct: 76.9

Rebounds/game: 1.8
 Assists/game: 1.0
 Turnovers/game: 1.0
 Assist/turnover ratio: 1.0
 Steals/game: 0.7
 Blocks/game: 0.1



2014-15 Georgia Tech Basketball
 Georgia Tech Individual Game-by-Game (as of Mar 10, 2015)
All games

#03 Georges-Hunt, Marcus

Opponent	Date	gs	min	Total		3-Pointers		Free throws		Rebounds				pf	a	t/o	blk	stl	pts	avg	
				fg-fga	pct	3fg-fga	pct	ft-fa	pct	off	def	tot	avg								
GEORGIA	11/14/14	*	32	5-9	.556	0-0	.000	1-5	.200	1	3	4	4.0	2	5	1	0	3	11	11.0	
ALABAMA A&M	11/18/14	*	27	2-6	.333	0-2	.000	4-6	.667	1	4	5	4.5	0	0	0	0	2	8	9.5	
IPFW	11/21/14	*	28	5-10	.500	2-3	.667	1-1	1.000	1	4	5	4.7	5	1	1	0	0	13	10.7	
vs Marquette	11/27/14	*	23	7-13	.538	0-3	.000	0-0	.000	0	4	4	4.5	4	2	3	0	1	14	11.5	
vs Rider	11/28/14	*	34	2-8	.250	0-0	.000	6-8	.750	3	3	6	4.8	1	1	1	0	0	10	11.2	
vs Rhode Island	11/30/14	*	34	6-13	.462	1-2	.500	3-3	1.000	1	3	4	4.7	4	2	4	0	5	16	12.0	
at Northwestern	12/3/14	*	25	2-7	.286	0-1	.000	4-6	.667	2	1	3	4.4	3	1	1	0	2	8	11.4	
USC UPSTATE	12/6/14	*	25	2-5	.400	0-2	.000	4-5	.800	2	5	7	4.8	3	0	2	0	2	8	11.0	
APPALACHIAN STATE	12/15/14	*	21	4-10	.400	0-3	.000	7-9	.778	2	3	5	4.8	4	2	3	0	0	15	11.4	
VANDERBILT	12/20/14	*	33	4-15	.267	1-6	.167	5-5	1.000	1	3	4	4.7	1	1	1	0	0	14	11.7	
at Dayton	12/23/14	*	35	5-14	.357	0-2	.000	3-3	1.000	3	5	8	5.0	2	1	2	0	0	13	11.8	
CHARLOTTE	12/30/14	*	34	9-16	.563	0-4	.000	7-7	1.000	2	5	7	5.2	1	1	3	0	2	25	12.9	
at Notre Dame	1/3/15	*	45	7-19	.368	2-5	.400	4-4	1.000	3	5	8	5.4	3	1	1	0	2	20	13.5	
SYRACUSE	1/7/15	*	34	2-8	.250	1-3	.333	4-5	.800	4	2	6	5.4	0	1	4	0	2	9	13.1	
at Wake Forest	1/10/15	*	25	5-12	.417	1-3	.333	5-11	.455	2	4	6	5.5	4	1	0	0	2	16	13.3	
NOTRE DAME	1/14/15	*	28	0-6	.000	0-1	.000	6-7	.857	4	1	5	5.4	2	3	0	0	1	6	12.9	
at Pittsburgh	1/17/15	*	33	2-9	.222	0-2	.000	9-9	1.000	1	3	4	5.4	4	2	1	0	0	13	12.9	
at Virginia	1/22/15	*	29	3-9	.333	0-0	.000	1-2	.500	1	3	4	5.3	1	0	0	0	1	7	12.6	
BOSTON COLLEGE	1/25/15	*	37	7-13	.538	1-2	.500	5-7	.714	2	7	9	5.5	0	4	2	0	0	20	12.9	
at Miami	1/28/15	*	36	10-12	.833	0-1	.000	4-6	.667	2	4	6	5.5	1	3	3	1	3	24	13.5	
NC STATE	1/31/15	*	39	7-15	.467	1-3	.333	8-9	.889	2	5	7	5.6	3	3	2	0	1	23	14.0	
at Duke	2/4/15	*	35	4-9	.444	2-2	1.000	4-5	.800	3	6	9	5.7	3	2	4	0	3	14	14.0	
WAKE FOREST	2/7/15	*	23	5-8	.625	2-3	.667	1-1	1.000	0	5	5	5.7	3	2	2	0	1	13	13.9	
at Virginia Tech	2/9/15	*	37	3-12	.250	1-4	.250	4-4	1.000	2	3	5	5.7	2	0	1	1	0	11	13.8	
FLORIDA STATE	2/14/15	*	34	6-11	.545	2-3	.667	3-5	.600	3	6	9	5.8	2	5	2	0	1	17	13.9	
CLEMSON	2/16/15	*	34	5-8	.625	1-2	.500	0-0	.000	0	4	4	5.7	1	0	4	0	1	11	13.8	
at North Carolina	2/21/15	*	25	5-10	.500	2-4	.500	3-3	1.000	1	1	2	5.6	2	1	4	0	0	15	13.9	
LOUISVILLE	2/23/15	*	37	5-11	.455	0-2	.000	3-8	.375	2	3	5	5.6	2	3	6	2	1	13	13.8	
at Clemson	2/28/15	*	41	6-15	.400	1-5	.200	7-8	.875	5	4	9	5.7	1	6	1	0	3	20	14.0	
NORTH CAROLINA	3/3/15	*	3	0-0	.000	0-0	.000	0-0	.000	0	0	0	5.5	0	0	0	0	0	0	13.6	
Totals			30	926	135-313	.431	21-73	.288	116-152	.763	56	109	165	5.5	64	54	59	4	39	407	13.6

Games played: 30
 Minutes/game: 30.9
 Points/game: 13.6
 FG Pct: 43.1
 3FG Pct: 28.8
 FT Pct: 76.3

Rebounds/game: 5.5
 Assists/game: 1.8
 Turnovers/game: 2.0
 Assist/turnover ratio: 0.9
 Steals/game: 1.3
 Blocks/game: 0.1



2014-15 Georgia Tech Basketball
 Georgia Tech Individual Game-by-Game (as of Mar 10, 2015)
All games

#04 Cox, Demarco

Opponent	Date	gs	min	Total		3-Pointers		Free throws		Rebounds				pf	a	t/o	blk	stl	pts	avg	
				fg-fga	pct	3fg-fga	pct	ft-fa	pct	off	def	tot	avg								
GEORGIA	11/14/14	*	25	4-9	.444	0-0	.000	2-2	1.000	3	5	8	8.0	3	1	0	4	0	10	10.0	
ALABAMA A&M	11/18/14	*	22	6-8	.750	0-0	.000	1-4	.250	3	0	3	5.5	2	0	2	0	0	13	11.5	
IPFW	11/21/14	*	30	5-7	.714	0-0	.000	5-13	.385	2	5	7	6.0	2	0	0	2	1	15	12.7	
vs Marquette	11/27/14	*	25	3-5	.600	0-0	.000	1-2	.500	3	5	8	6.5	2	0	5	0	1	7	11.3	
vs Rider	11/28/14	*	25	4-9	.444	0-0	.000	2-3	.667	3	5	8	6.8	2	0	2	2	1	10	11.0	
vs Rhode Island	11/30/14	*	27	4-6	.667	0-0	.000	3-6	.500	1	5	6	6.7	1	1	2	0	0	11	11.0	
at Northwestern	12/3/14	*	23	3-8	.375	0-0	.000	0-0	.000	1	4	5	6.4	4	1	2	1	1	6	10.3	
USC UPSTATE	12/6/14	*	28	4-9	.444	0-0	.000	0-3	.000	3	5	8	6.6	3	1	0	1	0	8	10.0	
APPALACHIAN STATE	12/15/14	*	23	6-7	.857	0-0	.000	1-4	.250	2	3	5	6.4	1	0	1	0	1	13	10.3	
VANDERBILT	12/20/14	*	30	2-6	.333	0-0	.000	2-4	.500	6	3	9	6.7	3	3	0	0	0	6	9.9	
at Dayton	12/23/14	*	21	3-4	.750	0-0	.000	0-0	.000	0	4	4	6.5	0	0	0	1	0	6	9.5	
CHARLOTTE	12/30/14		17	2-4	.500	0-0	.000	0-0	.000	1	2	3	6.2	3	1	1	1	0	4	9.1	
at Notre Dame	1/3/15	*	22	4-7	.571	0-0	.000	0-0	.000	3	1	4	6.0	4	1	2	0	2	8	9.0	
SYRACUSE	1/7/15	*	27	2-10	.200	0-0	.000	1-2	.500	6	0	6	6.0	3	1	0	3	1	5	8.7	
at Wake Forest	1/10/15	*	28	6-7	.857	0-0	.000	2-3	.667	3	4	7	6.1	4	0	2	1	2	14	9.1	
NOTRE DAME	1/14/15	*	29	6-10	.600	0-0	.000	5-6	.833	3	4	7	6.1	2	2	2	3	0	17	9.6	
at Pittsburgh	1/17/15	*	25	2-5	.400	0-0	.000	1-2	.500	0	7	7	6.2	4	0	2	0	0	5	9.3	
at Virginia	1/22/15	*	24	0-3	.000	0-0	.000	2-2	1.000	2	3	5	6.1	0	0	3	1	0	2	8.9	
BOSTON COLLEGE	1/25/15	*	19	2-4	.500	0-0	.000	0-0	.000	3	0	3	5.9	4	0	1	1	0	4	8.6	
at Miami	1/28/15	*	29	4-6	.667	0-0	.000	2-2	1.000	0	7	7	6.0	2	0	0	0	0	10	8.7	
NC STATE	1/31/15	*	36	5-16	.313	0-0	.000	2-2	1.000	8	2	10	6.2	2	0	1	0	1	12	8.9	
at Duke	2/4/15	*	33	5-12	.417	0-0	.000	0-2	.000	0	4	4	6.1	3	0	2	0	0	10	8.9	
WAKE FOREST	2/7/15	*	24	2-6	.333	0-0	.000	3-4	.750	1	5	6	6.1	1	0	1	4	0	7	8.8	
at Virginia Tech	2/9/15	*	20	1-5	.200	0-0	.000	0-1	.000	2	4	6	6.1	2	0	2	0	0	2	8.5	
FLORIDA STATE	2/14/15	*	31	5-8	.625	0-0	.000	2-3	.667	0	2	2	5.9	2	0	2	1	0	12	8.7	
CLEMSON	2/16/15	*	32	6-8	.750	0-0	.000	0-2	.000	3	6	9	6.0	1	2	3	0	1	12	8.8	
at North Carolina	2/21/15	*	22	2-7	.286	0-0	.000	1-4	.250	1	0	1	5.9	0	1	0	0	1	5	8.7	
LOUISVILLE	2/23/15	*	33	5-6	.833	0-0	.000	1-2	.500	4	7	11	6.0	2	3	0	0	0	11	8.8	
at Clemson	2/28/15	*	34	2-6	.333	0-0	.000	0-1	.000	1	1	2	5.9	2	0	1	1	0	4	8.6	
NORTH CAROLINA	3/3/15	*	30	7-11	.636	0-0	.000	0-1	.000	3	5	8	6.0	2	0	2	0	1	14	8.8	
vs Boston College	3/10/15	*	32	4-10	.400	0-0	.000	1-1	1.000	5	4	9	6.1	3	1	3	1	0	9	8.8	
Totals			30	826	116-229	.507	0-0	.000	40-81	.494	76	112	188	6.1	69	19	44	28	14	272	8.8

Games played: 31
 Minutes/game: 26.6
 Points/game: 8.8
 FG Pct: 50.7
 FT Pct: 49.4

Rebounds/game: 6.1
 Assists/game: 0.6
 Turnovers/game: 1.4
 Assist/turnover ratio: 0.4
 Steals/game: 0.5
 Blocks/game: 0.9



2014-15 Georgia Tech Basketball
 Georgia Tech Individual Game-by-Game (as of Mar 10, 2015)
All games

#05 Heyward, Corey

Opponent	Date	gs	min	Total		3-Pointers		Free throws		Rebounds				pf	a	t/o	blk	stl	pts	avg
				fg-fga	pct	3fg-fga	pct	ft-fa	pct	off	def	tot	avg							
ALABAMA A&M	11/18/14		12	0-0	.000	0-0	.000	0-0	.000	0	0	0	0.0	1	0	2	0	3	0	0.0
vs Rider	11/28/14		3	0-1	.000	0-1	.000	0-0	.000	0	0	0	0.0	0	0	0	0	0	0	0.0
at Northwestern	12/3/14		7	1-1	1.000	0-0	.000	0-0	.000	0	0	0	0.0	2	0	0	0	0	2	0.7
APPALACHIAN STATE	12/15/14		8	0-0	.000	0-0	.000	1-2	.500	0	1	1	0.3	0	0	0	0	0	1	0.8
at Wake Forest	1/10/15		6	1-3	.333	0-1	.000	0-0	.000	0	0	0	0.2	1	1	0	0	0	2	1.0
NOTRE DAME	1/14/15	*	22	1-2	.500	1-2	.500	1-2	.500	0	0	0	0.2	2	1	0	0	1	4	1.5
at Pittsburgh	1/17/15	*	20	0-2	.000	0-0	.000	1-2	.500	0	0	0	0.1	3	3	0	0	1	1	1.4
at Virginia	1/22/15	*	18	0-1	.000	0-0	.000	1-2	.500	1	0	1	0.3	1	1	1	0	1	1	1.4
BOSTON COLLEGE	1/25/15		12	0-1	.000	0-1	.000	1-2	.500	1	0	1	0.3	3	0	1	1	0	1	1.3
at Miami	1/28/15		18	0-2	.000	0-2	.000	0-0	.000	0	2	2	0.5	3	0	0	0	0	0	1.2
NC STATE	1/31/15		9	0-0	.000	0-0	.000	0-0	.000	0	0	0	0.5	4	1	1	0	1	0	1.1
WAKE FOREST	2/7/15		15	1-2	.500	1-1	1.000	1-2	.500	0	3	3	0.7	2	0	0	0	0	4	1.3
at Virginia Tech	2/9/15		14	0-1	.000	0-1	.000	0-0	.000	1	0	1	0.7	1	0	0	0	1	0	1.2
CLEMSON	2/16/15		7	1-2	.500	0-0	.000	0-0	.000	0	1	1	0.7	1	1	0	0	0	2	1.3
at North Carolina	2/21/15		8	0-1	.000	0-1	.000	0-0	.000	0	0	0	0.7	0	0	0	0	0	0	1.2
LOUISVILLE	2/23/15		5	0-1	.000	0-1	.000	0-0	.000	0	0	0	0.6	2	0	0	0	0	0	1.1
at Clemson	2/28/15		12	1-1	1.000	0-0	.000	1-1	1.000	0	2	2	0.7	1	0	0	0	0	3	1.2
NORTH CAROLINA	3/3/15		6	0-1	.000	0-0	.000	0-0	.000	0	1	1	0.7	1	0	2	0	0	0	1.2
vs Boston College	3/10/15		23	2-4	.500	0-0	.000	0-0	.000	0	1	1	0.7	1	2	1	0	2	4	1.3
Totals		3	225	8-26	.308	2-11	.182	7-13	.538	3	11	14	0.7	29	10	8	1	10	25	1.3

Games played: 19
 Minutes/game: 11.8
 Points/game: 1.3
 FG Pct: 30.8
 3FG Pct: 18.2
 FT Pct: 53.8

Rebounds/game: 0.7
 Assists/game: 0.5
 Turnovers/game: 0.4
 Assist/turnover ratio: 1.3
 Steals/game: 0.5
 Blocks/game: 0.1



2014-15 Georgia Tech Basketball
 Georgia Tech Individual Game-by-Game (as of Mar 10, 2015)
All games

#10 Jorgenson, Travis

Opponent	Date	gs	min	Total		3-Pointers		Free throws		Rebounds				pf	a	t/o	blk	stl	pts	avg	
				fg-fga	pct	3fg-fga	pct	ft-fa	pct	off	def	tot	avg								
GEORGIA	11/14/14	*	22	1-8	.125	0-2	.000	2-2	1.000	1	2	3	3.0	0	2	2	0	0	4	4.0	
IPFW	11/21/14		17	3-4	.750	1-1	1.000	1-2	.500	0	0	0	1.5	1	3	3	0	0	8	6.0	
vs Marquette	11/27/14	*	14	0-1	.000	0-0	.000	0-0	.000	0	2	2	1.7	2	1	1	0	1	0	4.0	
vs Rider	11/28/14	*	17	0-2	.000	0-2	.000	0-0	.000	0	3	3	2.0	2	2	1	0	1	0	3.0	
vs Rhode Island	11/30/14	*	16	1-3	.333	1-3	.333	0-0	.000	0	2	2	2.0	0	1	1	0	0	3	3.0	
at Northwestern	12/3/14	*	21	1-4	.250	1-2	.500	0-0	.000	0	1	1	1.8	0	5	1	0	0	3	3.0	
USC UPSTATE	12/6/14	*	15	0-2	.000	0-2	.000	0-0	.000	0	1	1	1.7	0	1	2	0	0	0	2.6	
APPALACHIAN STATE	12/15/14	*	25	1-3	.333	0-2	.000	0-0	.000	0	1	1	1.6	0	3	0	0	0	2	2.5	
VANDERBILT	12/20/14	*	24	3-6	.500	2-4	.500	0-0	.000	0	1	1	1.6	0	6	0	0	1	8	3.1	
at Dayton	12/23/14	*	25	2-7	.286	1-4	.250	0-0	.000	0	2	2	1.6	0	6	2	0	0	5	3.3	
CHARLOTTE	12/30/14	*	26	2-7	.286	1-2	.500	0-0	.000	0	1	1	1.5	0	5	1	0	1	5	3.5	
at Notre Dame	1/3/15	*	26	0-5	.000	0-1	.000	0-0	.000	1	0	1	1.5	0	4	2	0	3	0	3.2	
SYRACUSE	1/7/15	*	23	2-6	.333	1-3	.333	0-0	.000	0	2	2	1.5	0	4	3	0	2	5	3.3	
at Wake Forest	1/10/15	*	22	1-3	.333	0-1	.000	0-0	.000	0	2	2	1.6	2	4	2	0	0	2	3.2	
NOTRE DAME	1/14/15		10	0-2	.000	0-0	.000	0-0	.000	0	2	2	1.6	0	2	0	0	0	0	3.0	
at Pittsburgh	1/17/15		18	2-5	.400	2-4	.500	0-0	.000	0	0	0	1.5	2	5	2	0	0	6	3.2	
at Virginia	1/22/15	*	21	1-5	.200	0-0	.000	0-0	.000	0	0	0	1.4	0	1	0	0	0	2	3.1	
BOSTON COLLEGE	1/25/15	*	17	0-3	.000	0-1	.000	0-0	.000	0	0	0	1.3	0	0	2	1	2	0	2.9	
at Miami	1/28/15	*	24	1-2	.500	0-1	.000	4-4	1.000	0	3	3	1.4	2	3	3	0	2	6	3.1	
NC STATE	1/31/15	*	31	5-7	.714	2-2	1.000	2-2	1.000	1	1	2	1.5	0	4	2	1	0	14	3.7	
at Duke	2/4/15	*	23	3-5	.600	0-0	.000	0-0	.000	0	0	0	1.4	3	3	3	0	1	6	3.8	
WAKE FOREST	2/7/15	*	21	3-6	.500	1-2	.500	0-0	.000	0	3	3	1.5	0	6	1	0	0	7	3.9	
at Virginia Tech	2/9/15	*	24	2-4	.500	0-1	.000	0-0	.000	0	2	2	1.5	1	4	3	1	2	4	3.9	
FLORIDA STATE	2/14/15	*	25	2-5	.400	0-1	.000	0-0	.000	0	0	0	1.4	1	5	2	0	1	4	3.9	
CLEMSON	2/16/15	*	20	0-3	.000	0-1	.000	1-2	.500	0	2	2	1.4	0	2	4	0	0	1	3.8	
at North Carolina	2/21/15	*	20	1-6	.167	1-2	.500	0-0	.000	0	1	1	1.4	0	5	3	0	1	3	3.8	
LOUISVILLE	2/23/15	*	25	2-9	.222	0-1	.000	0-0	.000	0	2	2	1.4	1	3	0	0	0	4	3.8	
at Clemson	2/28/15	*	23	2-4	.500	1-2	.500	0-0	.000	0	0	0	1.4	1	3	3	0	2	5	3.8	
NORTH CAROLINA	3/3/15	*	30	0-5	.000	0-3	.000	1-2	.500	0	1	1	1.4	1	4	3	0	2	1	3.7	
vs Boston College	3/10/15	*	26	1-3	.333	0-0	.000	1-2	.500	0	1	1	1.4	1	3	2	0	0	3	3.7	
Totals			27	651	42-135	.311	15-50	.300	12-16	.750	3	38	41	1.4	20	100	54	3	22	111	3.7

Games played: 30
 Minutes/game: 21.7
 Points/game: 3.7
 FG Pct: 31.1
 3FG Pct: 30.0
 FT Pct: 75.0

Rebounds/game: 1.4
 Assists/game: 3.3
 Turnovers/game: 1.8
 Assist/turnover ratio: 1.9
 Steals/game: 0.7
 Blocks/game: 0.1



2014-15 Georgia Tech Basketball
 Georgia Tech Individual Game-by-Game (as of Mar 10, 2015)
All games

#11 Heath, Josh

Opponent	Date	gs	min	Total		3-Pointers		Free throws		Rebounds				pf	a	t/o	blk	stl	pts	avg
				fg-fga	pct	3fg-fga	pct	ft-fa	pct	off	def	tot	avg							
GEORGIA	11/14/14		18	0-2	.000	0-1	.000	1-2	.500	0	0	0	0.0	3	4	1	0	1	1	1.0
ALABAMA A&M	11/18/14	*	28	3-6	.500	1-2	.500	0-1	.000	0	4	4	2.0	3	7	0	0	1	7	4.0
IPFW	11/21/14	*	24	3-5	.600	0-0	.000	3-4	.750	1	3	4	2.7	0	7	0	0	0	9	5.7
vs Marquette	11/27/14		26	2-5	.400	0-1	.000	2-2	1.000	1	1	2	2.5	4	7	1	0	0	6	5.8
vs Rider	11/28/14		23	2-4	.500	0-1	.000	0-1	.000	0	0	0	2.0	0	2	1	0	1	4	5.4
vs Rhode Island	11/30/14		24	2-4	.500	0-0	.000	3-6	.500	0	1	1	1.8	0	2	4	0	1	7	5.7
at Northwestern	12/3/14		19	6-6	1.000	0-0	.000	0-1	.000	0	3	3	2.0	0	5	0	0	0	12	6.6
USC UPSTATE	12/6/14		25	2-4	.500	0-0	.000	2-2	1.000	0	0	0	1.8	1	2	3	0	0	6	6.5
APPALACHIAN STATE	12/15/14		11	1-2	.500	0-0	.000	0-0	.000	0	0	0	1.6	2	3	2	0	0	2	6.0
VANDERBILT	12/20/14		17	1-2	.500	0-1	.000	0-1	.000	0	1	1	1.5	0	1	3	0	0	2	5.6
at Dayton	12/23/14		15	1-5	.200	0-1	.000	1-2	.500	1	1	2	1.5	1	1	2	1	0	3	5.4
CHARLOTTE	12/30/14		14	0-1	.000	0-0	.000	0-0	.000	1	1	2	1.6	0	3	2	0	1	0	4.9
at Notre Dame	1/3/15		24	2-5	.400	0-0	.000	2-2	1.000	1	1	2	1.6	1	1	2	0	0	6	5.0
SYRACUSE	1/7/15		17	1-3	.333	0-0	.000	0-0	.000	0	2	2	1.6	0	0	2	0	0	2	4.8
at Wake Forest	1/10/15		18	0-4	.000	0-0	.000	0-2	.000	1	1	2	1.7	1	5	1	0	0	0	4.5
NOTRE DAME	1/14/15	*	30	3-8	.375	0-1	.000	0-0	.000	0	1	1	1.6	1	3	3	0	3	6	4.6
at Pittsburgh	1/17/15	*	22	1-5	.200	0-0	.000	0-0	.000	0	0	0	1.5	1	1	2	0	2	2	4.4
at Virginia	1/22/15		19	1-1	1.000	0-0	.000	0-0	.000	0	2	2	1.6	0	0	1	0	0	2	4.3
BOSTON COLLEGE	1/25/15		23	2-4	.500	1-2	.500	2-2	1.000	0	0	0	1.5	1	3	1	0	1	7	4.4
at Miami	1/28/15		17	1-2	.500	0-0	.000	4-6	.667	0	2	2	1.5	1	2	0	1	0	6	4.5
NC STATE	1/31/15		14	1-4	.250	0-1	.000	1-1	1.000	0	3	3	1.6	3	2	0	0	0	3	4.4
at Duke	2/4/15		17	1-4	.250	0-0	.000	1-2	.500	0	0	0	1.5	1	2	0	0	2	3	4.4
WAKE FOREST	2/7/15		18	1-1	1.000	0-0	.000	0-0	.000	0	0	0	1.4	1	4	1	0	0	2	4.3
at Virginia Tech	2/9/15		16	0-1	.000	0-0	.000	5-6	.833	1	2	3	1.5	1	2	1	0	1	5	4.3
FLORIDA STATE	2/14/15		15	0-2	.000	0-0	.000	0-0	.000	0	1	1	1.5	0	5	1	0	2	0	4.1
CLEMSON	2/16/15		22	4-5	.800	0-0	.000	6-6	1.000	0	1	1	1.5	1	3	0	0	3	14	4.5
at North Carolina	2/21/15		18	1-4	.250	0-0	.000	0-0	.000	0	1	1	1.4	1	2	0	0	0	2	4.4
LOUISVILLE	2/23/15		15	1-2	.500	0-0	.000	0-0	.000	0	0	0	1.4	2	2	2	1	0	2	4.3
at Clemson	2/28/15		23	2-7	.286	1-2	.500	3-4	.750	1	1	2	1.4	3	0	2	0	1	8	4.4
NORTH CAROLINA	3/3/15		14	1-3	.333	0-0	.000	0-0	.000	1	1	2	1.4	1	0	2	0	0	2	4.4
vs Boston College	3/10/15		19	1-3	.333	0-0	.000	0-0	.000	0	1	1	1.4	3	2	0	0	0	2	4.3
Totals		4	605	47-114	.412	3-13	.231	36-53	.679	9	35	44	1.4	37	83	40	3	20	133	4.3

Games played: 31
 Minutes/game: 19.5
 Points/game: 4.3
 FG Pct: 41.2
 3FG Pct: 23.1
 FT Pct: 67.9

Rebounds/game: 1.4
 Assists/game: 2.7
 Turnovers/game: 1.3
 Assist/turnover ratio: 2.1
 Steals/game: 0.6
 Blocks/game: 0.1



2014-15 Georgia Tech Basketball
 Georgia Tech Individual Game-by-Game (as of Mar 10, 2015)
All games

#12 Stephens, Quinton

Opponent	Date	gs	min	Total		3-Pointers		Free throws		Rebounds				pf	a	t/o	blk	stl	pts	avg	
				fg-fga	pct	3fg-fga	pct	ft-fa	pct	off	def	tot	avg								
GEORGIA	11/14/14	*	26	7-11	.636	6-8	.750	2-2	1.000	3	2	5	5.0	0	0	3	0	0	22	22.0	
ALABAMA A&M	11/18/14	*	21	3-7	.429	1-3	.333	0-0	.000	2	1	3	4.0	1	0	1	0	2	7	14.5	
IPFW	11/21/14	*	34	6-10	.600	1-3	.333	0-0	.000	3	7	10	6.0	2	1	1	0	1	13	14.0	
vs Marquette	11/27/14	*	30	3-11	.273	1-7	.143	0-0	.000	1	1	2	5.0	0	0	1	0	0	7	12.3	
vs Rider	11/28/14	*	21	2-7	.286	1-3	.333	0-0	.000	2	3	5	5.0	1	0	1	1	1	5	10.8	
vs Rhode Island	11/30/14	*	27	2-4	.500	1-1	1.000	2-3	.667	2	3	5	5.0	2	1	0	0	0	7	10.2	
at Northwestern	12/3/14	*	29	1-6	.167	0-2	.000	0-0	.000	0	3	3	4.7	0	2	0	0	0	2	9.0	
USC UPSTATE	12/6/14	*	23	2-8	.250	2-5	.400	0-0	.000	2	3	5	4.8	1	1	1	3	0	6	8.6	
APPALACHIAN STATE	12/15/14	*	21	1-2	.500	1-1	1.000	2-2	1.000	0	1	1	4.3	0	0	0	1	0	5	8.2	
VANDERBILT	12/20/14	*	21	1-5	.200	1-4	.250	0-0	.000	0	3	3	4.2	1	0	0	0	2	3	7.7	
at Dayton	12/23/14	*	20	1-6	.167	1-6	.167	0-0	.000	0	0	0	3.8	3	0	3	1	1	3	7.3	
CHARLOTTE	12/30/14		24	3-9	.333	0-6	.000	3-3	1.000	1	2	3	3.8	1	1	0	1	1	9	7.4	
at Notre Dame	1/3/15		17	2-5	.400	1-2	.500	0-0	.000	1	1	2	3.6	0	0	1	0	2	5	7.2	
SYRACUSE	1/7/15		8	0-3	.000	0-2	.000	0-0	.000	1	0	1	3.4	2	0	0	0	0	0	6.7	
at Wake Forest	1/10/15		24	5-7	.714	3-4	.750	0-0	.000	1	0	1	3.3	3	0	1	1	0	13	7.1	
NOTRE DAME	1/14/15		11	1-4	.250	1-2	.500	0-0	.000	0	1	1	3.1	0	0	0	0	0	3	6.9	
at Pittsburgh	1/17/15		17	4-7	.571	2-3	.667	0-0	.000	2	2	4	3.2	1	1	0	0	0	10	7.1	
at Virginia	1/22/15		14	0-8	.000	0-4	.000	0-0	.000	0	2	2	3.1	1	0	0	0	0	0	6.7	
BOSTON COLLEGE	1/25/15		26	6-14	.429	4-9	.444	1-2	.500	3	1	4	3.2	3	1	0	3	0	17	7.2	
at Miami	1/28/15		4	0-1	.000	0-1	.000	0-0	.000	0	0	0	3.0	2	0	0	0	0	0	6.9	
NC STATE	1/31/15		9	0-2	.000	0-1	.000	0-2	.000	2	1	3	3.0	1	3	2	0	0	0	6.5	
at Duke	2/4/15		4	1-2	.500	0-0	.000	0-0	.000	1	1	2	3.0	0	1	0	0	0	2	6.3	
WAKE FOREST	2/7/15		15	3-6	.500	1-3	.333	0-0	.000	1	0	1	2.9	1	0	0	0	0	7	6.3	
at Virginia Tech	2/9/15		14	2-6	.333	0-2	.000	0-0	.000	1	3	4	2.9	2	0	0	1	0	4	6.3	
FLORIDA STATE	2/14/15		10	2-6	.333	0-2	.000	1-1	1.000	0	2	2	2.9	1	0	1	1	0	5	6.2	
CLEMSON	2/16/15		17	2-6	.333	2-5	.400	0-0	.000	0	2	2	2.8	1	0	1	0	1	6	6.2	
at North Carolina	2/21/15		25	4-10	.400	2-5	.400	0-0	.000	1	3	4	2.9	0	1	1	0	3	10	6.3	
LOUISVILLE	2/23/15		12	1-4	.250	0-1	.000	0-0	.000	0	0	0	2.8	2	0	2	0	1	2	6.2	
at Clemson	2/28/15		14	1-5	.200	0-3	.000	0-0	.000	0	0	0	2.7	4	0	1	0	0	2	6.0	
vs Boston College	3/10/15	*	28	1-12	.083	0-9	.000	3-4	.750	2	6	8	2.9	2	0	0	0	0	5	6.0	
Totals			12	566	67-194	.345	32-107	.299	14-19	.737	32	54	86	2.9	38	13	21	13	15	180	6.0

Games played: 30
 Minutes/game: 18.9
 Points/game: 6.0
 FG Pct: 34.5
 3FG Pct: 29.9
 FT Pct: 73.7

Rebounds/game: 2.9
 Assists/game: 0.4
 Turnovers/game: 0.7
 Assist/turnover ratio: 0.6
 Steals/game: 0.5
 Blocks/game: 0.4



2014-15 Georgia Tech Basketball
 Georgia Tech Individual Game-by-Game (as of Mar 10, 2015)
All games

#13 Sampson, Robert

Opponent	Date	gs	min	Total		3-Pointers		Free throws		Rebounds				pf	a	t/o	blk	stl	pts	avg	
				fg-fga	pct	3fg-fga	pct	ft-fa	pct	off	def	tot	avg								
GEORGIA	11/14/14		19	1-4	.250	0-2	.000	1-4	.250	3	5	8	8.0	4	0	1	0	1	3	3.0	
ALABAMA A&M	11/18/14		14	0-0	.000	0-0	.000	1-2	.500	2	4	6	7.0	4	0	0	2	2	1	2.0	
IPFW	11/21/14		28	4-6	.667	1-2	.500	0-3	.000	1	5	6	6.7	3	2	3	0	1	9	4.3	
vs Marquette	11/27/14		26	2-6	.333	1-3	.333	1-2	.500	3	6	9	7.3	3	1	0	1	1	6	4.8	
vs Rider	11/28/14		24	1-6	.167	0-1	.000	0-0	.000	4	3	7	7.2	4	0	4	0	0	2	4.2	
vs Rhode Island	11/30/14		12	1-2	.500	1-1	1.000	3-4	.750	0	2	2	6.3	4	0	2	0	0	6	4.5	
at Northwestern	12/3/14		29	4-5	.800	1-1	1.000	2-2	1.000	1	6	7	6.4	3	0	3	2	1	11	5.4	
USC UPSTATE	12/6/14		20	0-3	.000	0-2	.000	3-5	.600	1	4	5	6.3	1	1	0	2	0	3	5.1	
APPALACHIAN STATE	12/15/14		19	4-6	.667	0-1	.000	2-4	.500	2	6	8	6.4	3	3	1	1	1	10	5.7	
VANDERBILT	12/20/14		17	3-5	.600	0-1	.000	0-0	.000	2	3	5	6.3	2	0	0	1	1	6	5.7	
at Dayton	12/23/14		21	2-5	.400	0-1	.000	0-0	.000	3	5	8	6.5	5	0	0	2	0	4	5.5	
CHARLOTTE	12/30/14	*	26	2-6	.333	0-1	.000	3-4	.750	4	2	6	6.4	4	0	1	1	1	7	5.7	
at Notre Dame	1/3/15		37	4-9	.444	0-2	.000	1-3	.333	2	5	7	6.5	1	0	4	0	0	9	5.9	
SYRACUSE	1/7/15		15	1-4	.250	0-0	.000	0-0	.000	0	3	3	6.2	2	1	0	0	1	2	5.6	
at Wake Forest	1/10/15		19	2-7	.286	1-3	.333	0-0	.000	1	2	3	6.0	2	0	1	0	0	5	5.6	
NOTRE DAME	1/14/15		22	4-6	.667	0-0	.000	0-0	.000	0	6	6	6.0	3	0	0	0	0	8	5.8	
at Pittsburgh	1/17/15		22	6-8	.750	2-3	.667	2-2	1.000	3	5	8	6.1	2	1	4	2	0	16	6.4	
at Virginia	1/22/15		17	1-6	.167	0-2	.000	0-0	.000	1	6	7	6.2	3	0	2	2	1	2	6.1	
BOSTON COLLEGE	1/25/15	*	18	0-2	.000	0-2	.000	2-3	.667	3	6	9	6.3	2	1	0	1	0	2	5.9	
at Miami	1/28/15	*	23	1-3	.333	1-1	1.000	4-4	1.000	1	4	5	6.3	2	0	0	0	1	7	6.0	
NC STATE	1/31/15	*	19	3-7	.429	1-3	.333	0-0	.000	3	5	8	6.3	2	0	1	0	0	7	6.0	
at Duke	2/4/15	*	22	1-2	.500	0-0	.000	0-1	.000	1	5	6	6.3	2	1	2	1	0	2	5.8	
WAKE FOREST	2/7/15	*	21	2-9	.222	0-2	.000	0-0	.000	2	5	7	6.3	3	0	2	1	1	4	5.7	
at Virginia Tech	2/9/15	*	5	0-2	.000	0-2	.000	0-0	.000	1	0	1	6.1	4	1	2	0	0	0	5.5	
FLORIDA STATE	2/14/15	*	24	1-7	.143	0-3	.000	0-2	.000	2	7	9	6.2	1	0	1	1	2	2	5.4	
CLEMSON	2/16/15	*	26	3-7	.429	1-2	.500	0-0	.000	4	6	10	6.4	3	1	1	3	0	7	5.4	
at North Carolina	2/21/15	*	18	1-3	.333	0-1	.000	1-2	.500	1	3	4	6.3	2	1	3	0	0	3	5.3	
LOUISVILLE	2/23/15	*	25	2-6	.333	0-3	.000	0-0	.000	1	4	5	6.3	2	0	1	1	1	4	5.3	
at Clemson	2/28/15	*	32	2-7	.286	1-3	.333	1-2	.500	6	7	13	6.5	2	0	0	0	1	6	5.3	
NORTH CAROLINA	3/3/15	*	23	1-5	.200	0-3	.000	2-6	.333	4	1	5	6.4	1	1	1	1	1	4	5.3	
vs Boston College	3/10/15	*	21	4-6	.667	1-1	1.000	3-4	.750	4	3	7	6.5	3	2	0	0	1	12	5.5	
Totals			14	664	63-160	.394	12-52	.231	32-59	.542	66	134	200	6.5	82	17	40	25	19	170	5.5

Games played: 31
 Minutes/game: 21.4
 Points/game: 5.5
 FG Pct: 39.4
 3FG Pct: 23.1
 FT Pct: 54.2

Rebounds/game: 6.5
 Assists/game: 0.5
 Turnovers/game: 1.3
 Assist/turnover ratio: 0.4
 Steals/game: 0.6
 Blocks/game: 0.8



2014-15 Georgia Tech Basketball
 Georgia Tech Individual Game-by-Game (as of Mar 10, 2015)
All games

#31 Peek, Aaron

Opponent	Date	gs	min	Total		3-Pointers		Free throws		Rebounds				pf	a	t/o	blk	stl	pts	avg
				fg-fga	pct	3fg-fga	pct	ft-fga	pct	off	def	tot	avg							
APPALACHIAN STATE	12/15/14		2	0-0	.000	0-0	.000	0-0	.000	0	0	0	0.0	0	0	0	0	0	0	0.0
NORTH CAROLINA	3/3/15		2	0-0	.000	0-0	.000	0-0	.000	0	0	0	0.0	0	0	1	0	0	0	0.0
Totals		0	4	0-0	.000	0-0	.000	0-0	.000	0	0	0	0.0	0	0	1	0	0	0	0.0

Games played: 2
 Minutes/game: 2.0

Turnovers/game: 0.5

#32 Doyle, Brooks

Opponent	Date	gs	min	Total		3-Pointers		Free throws		Rebounds				pf	a	t/o	blk	stl	pts	avg
				fg-fga	pct	3fg-fga	pct	ft-fga	pct	off	def	tot	avg							
APPALACHIAN STATE	12/15/14		3	0-1	.000	0-0	.000	0-0	.000	0	0	0	0.0	0	0	1	0	0	0	0.0
at Miami	1/28/15		1	0-0	.000	0-0	.000	0-0	.000	0	0	0	0.0	0	0	0	0	0	0	0.0
at North Carolina	2/21/15		2	0-0	.000	0-0	.000	0-0	.000	0	0	0	0.0	0	0	0	0	0	0	0.0
NORTH CAROLINA	3/3/15		13	0-2	.000	0-2	.000	0-0	.000	0	1	1	0.3	2	0	0	0	0	0	0.0
Totals		0	19	0-3	.000	0-2	.000	0-0	.000	0	1	1	0.3	2	0	1	0	0	0	0.0

Games played: 4
 Minutes/game: 4.8
 FG Pct: 0.0
 3FG Pct: 0.0

Rebounds/game: 0.3
 Turnovers/game: 0.3



2014-15 Georgia Tech Basketball
 Georgia Tech Individual Game-by-Game (as of Mar 10, 2015)
All games

#34 Gueye, Abdoulaye

Opponent	Date	gs	min	Total		3-Pointers		Free throws		Rebounds				pf	a	t/o	blk	stl	pts	avg
				fg-fga	pct	3fg-fga	pct	ft-fa	pct	off	def	tot	avg							
ALABAMA A&M	11/18/14		6	1-1	1.000	0-0	.000	0-0	.000	1	0	1	1.0	0	0	1	0	1	2	2.0
IPFW	11/21/14		2	0-0	.000	0-0	.000	0-0	.000	0	0	0	0.5	1	0	1	1	0	0	1.0
USC UPSTATE	12/6/14		3	0-1	.000	0-0	.000	0-0	.000	1	0	1	0.7	0	0	2	0	1	0	0.7
APPALACHIAN STATE	12/15/14		3	0-0	.000	0-0	.000	0-0	.000	0	0	0	0.5	1	0	1	0	0	0	0.5
at Virginia	1/22/15		2	0-0	.000	0-0	.000	0-0	.000	0	1	1	0.6	0	0	0	0	0	0	0.4
WAKE FOREST	2/7/15		2	0-1	.000	0-0	.000	0-0	.000	0	1	1	0.7	1	0	0	0	0	0	0.3
at North Carolina	2/21/15		8	1-1	1.000	0-0	.000	0-0	.000	0	1	1	0.7	0	0	0	1	0	2	0.6
NORTH CAROLINA	3/3/15		8	0-1	.000	0-1	.000	0-2	.000	0	1	1	0.8	0	0	0	0	1	0	0.5
Totals		0	34	2-5	.400	0-1	.000	0-2	.000	2	4	6	0.8	3	0	5	2	3	4	0.5

Games played: 8
 Minutes/game: 4.3
 Points/game: 0.5
 FG Pct: 40.0
 3FG Pct: 0.0
 FT Pct: 0.0

Rebounds/game: 0.8
 Turnovers/game: 0.6
 Steals/game: 0.4
 Blocks/game: 0.3

#42 Rowland, Rand

Opponent	Date	gs	min	Total		3-Pointers		Free throws		Rebounds				pf	a	t/o	blk	stl	pts	avg
				fg-fga	pct	3fg-fga	pct	ft-fa	pct	off	def	tot	avg							
APPALACHIAN STATE	12/15/14		2	0-0	.000	0-0	.000	0-0	.000	0	0	0	0.0	1	0	0	0	0	0	0.0
Totals		0	2	0-0	.000	0-0	.000	0-0	.000	0	0	0	0.0	1	0	0	0	0	0	0.0

Games played: 1
 Minutes/game: 2.0



2014-15 Georgia Tech Basketball
 Georgia Tech Individual Game-by-Game (as of Mar 10, 2015)
All games

#44 Lammers, Ben

Opponent	Date	gs	min	Total		3-Pointers		Free throws		Rebounds				pf	a	t/o	blk	stl	pts	avg
				fg-fga	pct	3fg-fga	pct	ft-fa	pct	off	def	tot	avg							
GEORGIA	11/14/14		5	1-1	1.000	0-0	.000	0-0	.000	0	1	1	1.0	0	0	1	0	0	2	2.0
ALABAMA A&M	11/18/14		13	0-2	.000	0-0	.000	1-2	.500	1	1	2	1.5	1	0	1	0	0	1	1.5
IPFW	11/21/14		3	1-1	1.000	0-0	.000	0-0	.000	0	0	0	1.0	1	0	0	0	0	2	1.7
vs Rhode Island	11/30/14		7	0-0	.000	0-0	.000	1-2	.500	1	3	4	1.8	0	0	0	2	0	1	1.5
at Northwestern	12/3/14		2	0-1	.000	0-0	.000	0-0	.000	0	1	1	1.6	0	0	0	0	0	0	1.2
APPALACHIAN STATE	12/15/14		12	1-2	.500	0-0	.000	1-2	.500	0	2	2	1.7	1	0	0	0	1	3	1.5
VANDERBILT	12/20/14		3	0-0	.000	0-0	.000	0-0	.000	1	0	1	1.6	0	0	0	0	0	0	1.3
at Notre Dame	1/3/15		4	0-1	.000	0-0	.000	0-0	.000	0	0	0	1.4	0	0	0	0	0	0	1.1
SYRACUSE	1/7/15		7	0-0	.000	0-0	.000	0-0	.000	0	2	2	1.4	1	0	0	0	0	0	1.0
at Virginia	1/22/15		7	1-1	1.000	0-0	.000	0-0	.000	0	1	1	1.4	0	0	0	0	0	2	1.1
BOSTON COLLEGE	1/25/15		2	0-0	.000	0-0	.000	0-0	.000	0	1	1	1.4	0	0	0	0	0	0	1.0
at Miami	1/28/15		1	0-0	.000	0-0	.000	0-0	.000	0	1	1	1.3	0	0	0	0	0	0	0.9
at Duke	2/4/15		6	1-2	.500	0-0	.000	0-0	.000	1	3	4	1.5	1	0	0	0	0	2	1.0
WAKE FOREST	2/7/15		3	0-0	.000	0-0	.000	0-0	.000	1	0	1	1.5	0	0	1	0	0	0	0.9
CLEMSON	2/16/15		3	0-0	.000	0-0	.000	0-2	.000	1	0	1	1.5	0	0	0	0	0	0	0.9
at North Carolina	2/21/15		16	3-5	.600	0-0	.000	0-0	.000	2	2	4	1.6	2	1	0	1	1	6	1.2
LOUISVILLE	2/23/15		3	0-0	.000	0-0	.000	0-0	.000	0	1	1	1.6	0	0	0	0	0	0	1.1
at Clemson	2/28/15		3	0-0	.000	0-0	.000	0-0	.000	0	0	0	1.5	0	0	0	0	0	0	1.1
NORTH CAROLINA	3/3/15		13	1-5	.200	0-0	.000	1-1	1.000	1	0	1	1.5	0	0	0	1	1	3	1.2
Totals		0	113	9-21	.429	0-0	.000	4-9	.444	9	19	28	1.5	7	1	3	4	3	22	1.2

Games played: 19
 Minutes/game: 5.9
 Points/game: 1.2
 FG Pct: 42.9
 FT Pct: 44.4

Rebounds/game: 1.5
 Assists/game: 0.1
 Turnovers/game: 0.2
 Assist/turnover ratio: 0.3
 Steals/game: 0.2
 Blocks/game: 0.2



Individual Career History

Bolden, Chris

Season	gp-gs	min/avg	Total		3-Point		F-Throws		Rebounds				Scoring							
			fg-fga	pct	fg-fga	pct	ft-fta	pct	off	def	tot	avg	pf	fo	ast	to	blk	stl	pts	avg
2012-13	31-15	740/23.9	84-232	.362	35-115	.304	22-35	.629	7	59	66	2.1	53	0	39	41	4	25	225	7.3
2013-14	30-14	725/24.2	59-198	.298	32-105	.305	13-19	.684	15	58	73	2.4	54	0	38	33	3	17	163	5.4
2014-15	25-11	532/21.3	66-161	.410	30-92	.326	10-13	.769	2	43	45	1.8	49	3	25	26	3	17	172	6.9
TOTAL	86-40	1997/23.2	209-591	.354	97-312	.311	45-67	.672	24	160	184	2.1	156	3	102	100	10	59	560	6.5

Cox, Demarco

Season	gp-gs	min/avg	Total		3-Point		F-Throws		Rebounds				Scoring							
			fg-fga	pct	fg-fga	pct	ft-fta	pct	off	def	tot	avg	pf	fo	ast	to	blk	stl	pts	avg
2014-15	31-30	826/26.6	116-229	.507	0-0	.000	40-81	.494	76	112	188	6.1	69	0	19	44	28	14	272	8.8
TOTAL	31-30	826/26.6	116-229	.507	0-0	.000	40-81	.494	76	112	188	6.1	69	0	19	44	28	14	272	8.8

Doyle, Brooks

Season	gp-gs	min/avg	Total		3-Point		F-Throws		Rebounds				Scoring							
			fg-fga	pct	fg-fga	pct	ft-fta	pct	off	def	tot	avg	pf	fo	ast	to	blk	stl	pts	avg
2012-13	7-0	17/2.4	1-3	.333	1-2	.500	2-4	.500	0	2	2	0.3	2	0	0	0	0	0	5	0.7
2013-14	8-0	36/4.5	3-9	.333	1-6	.167	0-0	.000	0	4	4	0.5	7	0	3	2	0	0	7	0.9
2014-15	4-0	19/4.8	0-3	.000	0-2	.000	0-0	.000	0	1	1	0.3	2	0	0	1	0	0	0	0.0
TOTAL	19-0	72/3.8	4-15	.267	2-10	.200	2-4	.500	0	7	7	0.4	11	0	3	3	0	0	12	0.6

Georges-Hunt, Marcus

Season	gp-gs	min/avg	Total		3-Point		F-Throws		Rebounds				Scoring							
			fg-fga	pct	fg-fga	pct	ft-fta	pct	off	def	tot	avg	pf	fo	ast	to	blk	stl	pts	avg
2012-13	31-30	896/28.9	123-289	.426	32-96	.333	56-89	.629	57	94	151	4.9	65	1	46	35	3	24	334	10.8
2013-14	33-33	1028/31.2	133-320	.416	29-85	.341	91-135	.674	55	87	142	4.3	84	4	68	53	5	27	386	11.7
2014-15	30-30	926/30.9	135-313	.431	21-73	.288	116-152	.763	56	109	165	5.5	64	1	54	59	4	39	407	13.6
TOTAL	94-93	2850/30.3	391-922	.424	82-254	.323	263-376	.699	168	290	458	4.9	213	6	168	147	12	90	1127	12.0

Gueye, Abdoulaye

Season	gp-gs	min/avg	Total		3-Point		F-Throws		Rebounds				Scoring							
			fg-fga	pct	fg-fga	pct	ft-fta	pct	off	def	tot	avg	pf	fo	ast	to	blk	stl	pts	avg
2014-15	8-0	34/4.3	2-5	.400	0-1	.000	0-2	.000	2	4	6	0.8	3	0	0	5	2	3	4	0.5
TOTAL	8-0	34/4.3	2-5	.400	0-1	.000	0-2	.000	2	4	6	0.8	3	0	0	5	2	3	4	0.5

Heath, Josh

Season	gp-gs	min/avg	Total		3-Point		F-Throws		Rebounds				Scoring							
			fg-fga	pct	fg-fga	pct	ft-fta	pct	off	def	tot	avg	pf	fo	ast	to	blk	stl	pts	avg
2014-15	31-4	605/19.5	47-114	.412	3-13	.231	36-53	.679	9	35	44	1.4	37	0	83	40	3	20	133	4.3
TOTAL	31-4	605/19.5	47-114	.412	3-13	.231	36-53	.679	9	35	44	1.4	37	0	83	40	3	20	133	4.3

Heyward, Corey

Season	gp-gs	min/avg	Total		3-Point		F-Throws		Rebounds				Scoring							
			fg-fga	pct	fg-fga	pct	ft-fta	pct	off	def	tot	avg	pf	fo	ast	to	blk	stl	pts	avg
2013-14	32-15	527/16.5	10-35	.286	6-14	.429	6-13	.462	10	39	49	1.5	59	0	45	26	4	22	32	1.0
2014-15	19-3	225/11.8	8-26	.308	2-11	.182	7-13	.538	3	11	14	0.7	29	0	10	8	1	10	25	1.3
TOTAL	51-18	752/14.7	18-61	.295	8-25	.320	13-26	.500	13	50	63	1.2	88	0	55	34	5	32	57	1.1

Jackson, Tadic

Season	gp-gs	min/avg	Total		3-Point		F-Throws		Rebounds				Scoring							
			fg-fga	pct	fg-fga	pct	ft-fta	pct	off	def	tot	avg	pf	fo	ast	to	blk	stl	pts	avg
2014-15	30-6	451/15.0	55-201	.274	16-90	.178	37-60	.617	16	35	51	1.7	36	1	28	17	4	4	163	5.4
TOTAL	30-6	451/15.0	55-201	.274	16-90	.178	37-60	.617	16	35	51	1.7	36	1	28	17	4	4	163	5.4



Individual Career History

Jorgenson, Travis

Season	gp-gs	min/avg	Total		3-Point		F-Throws		Rebounds				Scoring							
			fg-fga	pct	fg-fga	pct	ft-fta	pct	off	def	tot	avg	pf	fo	ast	to	blk	stl	pts	avg
2013-14	4-0	78/19.5	5-16	.313	2-5	.400	5-6	.833	1	7	8	2.0	2	0	10	9	0	5	17	4.3
2014-15	30-27	651/21.7	42-135	.311	15-50	.300	12-16	.750	3	38	41	1.4	20	0	100	54	3	22	111	3.7
TOTAL	34-27	729/21.4	47-151	.311	17-55	.309	17-22	.773	4	45	49	1.4	22	0	110	63	3	27	128	3.8

Lammers, Ben

Season	gp-gs	min/avg	Total		3-Point		F-Throws		Rebounds				Scoring							
			fg-fga	pct	fg-fga	pct	ft-fta	pct	off	def	tot	avg	pf	fo	ast	to	blk	stl	pts	avg
2014-15	19-0	113/5.9	9-21	.429	0-0	.000	4-9	.444	9	19	28	1.5	7	0	1	3	4	3	22	1.2
TOTAL	19-0	113/5.9	9-21	.429	0-0	.000	4-9	.444	9	19	28	1.5	7	0	1	3	4	3	22	1.2

Mitchell, Charles

Season	gp-gs	min/avg	Total		3-Point		F-Throws		Rebounds				Scoring							
			fg-fga	pct	fg-fga	pct	ft-fta	pct	off	def	tot	avg	pf	fo	ast	to	blk	stl	pts	avg
2014-15	31-18	684/22.1	124-238	.521	0-0	.000	55-83	.663	109	109	218	7.0	79	2	12	66	14	11	303	9.8
TOTAL	31-18	684/22.1	124-238	.521	0-0	.000	55-83	.663	109	109	218	7.0	79	2	12	66	14	11	303	9.8

Peek, Aaron

Season	gp-gs	min/avg	Total		3-Point		F-Throws		Rebounds				Scoring							
			fg-fga	pct	fg-fga	pct	ft-fta	pct	off	def	tot	avg	pf	fo	ast	to	blk	stl	pts	avg
2011-12	4-0	3/0.8	0-2	.000	0-1	.000	0-0	.000	0	1	1	0.3	0	0	0	0	0	0	0	0.0
2012-13	5-0	11/2.2	0-1	.000	0-0	.000	0-0	.000	0	2	2	0.4	2	0	0	1	2	1	0	0.0
2013-14	3-0	9/3.0	1-3	.333	0-1	.000	0-0	.000	1	2	3	1.0	1	0	0	0	0	0	2	0.7
2014-15	2-0	4/2.0	0-0	.000	0-0	.000	0-0	.000	0	0	0	0.0	0	0	0	1	0	0	0	0.0
TOTAL	14-0	27/1.9	1-6	.167	0-2	.000	0-0	.000	1	5	6	0.4	3	0	0	2	2	1	2	0.1

Rowland, Rand

Season	gp-gs	min/avg	Total		3-Point		F-Throws		Rebounds				Scoring							
			fg-fga	pct	fg-fga	pct	ft-fta	pct	off	def	tot	avg	pf	fo	ast	to	blk	stl	pts	avg
2014-15	1-0	2/2.0	0-0	.000	0-0	.000	0-0	.000	0	0	0	0.0	1	0	0	0	0	0	0	0.0
TOTAL	1-0	2/2.0	0-0	.000	0-0	.000	0-0	.000	0	0	0	0.0	1	0	0	0	0	0	0	0.0

Sampson, Robert

Season	gp-gs	min/avg	Total		3-Point		F-Throws		Rebounds				Scoring							
			fg-fga	pct	fg-fga	pct	ft-fta	pct	off	def	tot	avg	pf	fo	ast	to	blk	stl	pts	avg
2014-15	31-14	664/21.4	63-160	.394	12-52	.231	32-59	.542	66	134	200	6.5	82	1	17	40	25	19	170	5.5
TOTAL	31-14	664/21.4	63-160	.394	12-52	.231	32-59	.542	66	134	200	6.5	82	1	17	40	25	19	170	5.5

Stephens, Quinton

Season	gp-gs	min/avg	Total		3-Point		F-Throws		Rebounds				Scoring							
			fg-fga	pct	fg-fga	pct	ft-fta	pct	off	def	tot	avg	pf	fo	ast	to	blk	stl	pts	avg
2013-14	32-0	408/12.8	43-114	.377	15-48	.313	13-16	.813	24	44	68	2.1	44	3	25	20	8	9	114	3.6
2014-15	30-12	566/18.9	67-194	.345	32-107	.299	14-19	.737	32	54	86	2.9	38	0	13	21	13	15	180	6.0
TOTAL	62-12	974/15.7	110-308	.357	47-155	.303	27-35	.771	56	98	154	2.5	82	3	38	41	21	24	294	4.7



Official Basketball Box Score -- Game Totals -- Final Statistics
Georgia vs Georgia Tech
 11/14/14 7 p.m. at McCamish Pavilion, Atlanta, Ga.

Georgia 73 • 0-1

##	Player	Total			3-Ptr			Rebounds			PF	TP	A	TO	Blk	Stl	Min
		FG	FGA	FT	FTA	Off	Def	Tot									
02	Thornton, Marcus	r	5-10	0-1	2-2	1	4	5	3	12	0	2	0	0	0	31	
42	DJurisic, Nemanja	r	5-12	3-7	5-6	1	2	3	2	18	2	0	0	0	2	34	
03	Parker, Juwan	g	2-4	0-2	2-2	1	4	5	4	6	1	3	0	1	0	24	
04	Mann, Charles	g	3-11	0-1	3-5	1	3	4	3	9	6	3	0	0	0	35	
30	Frazier, J.J.	g	3-8	1-4	1-2	0	5	5	3	8	4	1	2	1	0	29	
01	Maten, Yante	g	1-3	0-0	0-0	2	1	3	3	2	1	1	1	0	0	15	
11	Forte, Cameron	g	2-2	0-0	1-2	2	1	3	1	5	0	0	1	1	4	1	
12	Gaines, Kenny	g	4-10	1-4	2-2	1	0	1	4	11	2	2	1	2	18		
24	Kessler, Houston	g	1-1	0-0	0-0	0	0	0	0	2	0	0	0	0	0	1	
25	Geno, Kenny Paul	g	0-1	0-1	0-0	0	2	2	0	0	0	0	0	0	0	9	
Team						3	2	5									
Totals			26-62	5-20	16-21	12	24	36	23	73	16	12	5	7	200		

FG % 1st Half: 11-35 31.4% 2nd half: 15-27 55.6% Game: 26-62 41.9% Deadball Rebounds 2
 3FG % 1st Half: 4-16 25.0% 2nd half: 1-4 25.0% Game: 5-20 25.0%
 FT % 1st Half: 6-9 66.7% 2nd half: 10-12 83.3% Game: 16-21 76.2%

Georgia Tech 80 • 1-0

##	Player	Total			3-Ptr			Rebounds			PF	TP	A	TO	Blk	Stl	Min
		FG	FGA	FT	FTA	Off	Def	Tot									
00	Mitchell, Charles	r	8-10	0-0	4-6	3	6	9	3	20	0	3	1	2	27		
03	Georges-Hunt, Marcus	r	5-9	0-0	1-5	1	3	4	2	11	5	1	0	3	32		
12	Stephens, Quinton	r	7-11	6-8	2-2	3	2	5	0	22	0	3	0	0	26		
04	Cox, Demarco	c	4-9	0-0	2-2	3	5	8	3	10	1	0	4	0	25		
10	Jorgenson, Travis	g	1-8	0-2	2-2	1	2	3	0	4	2	2	0	0	22		
01	Jackson, Tadic	g	0-5	0-3	4-4	0	0	0	2	4	0	0	0	0	10		
02	Bolden, Chris	g	1-4	1-3	0-0	0	1	1	1	3	1	0	0	0	16		
11	Heath, Josh	g	0-2	0-1	1-2	0	0	0	3	1	4	1	0	1	18		
13	Sampson, Robert	g	1-4	0-2	1-4	3	5	8	4	3	0	1	0	1	19		
44	Lammers, Ben	g	1-1	0-0	0-0	0	1	1	0	2	0	1	0	0	5		
Team						1	1	2									
Totals			28-63	7-19	17-27	15	26	41	18	80	13	12	5	7	200		

FG % 1st Half: 16-33 48.5% 2nd half: 12-30 40.0% Game: 28-63 44.4% Deadball Rebounds 6.1
 3FG % 1st Half: 3-8 37.5% 2nd half: 4-11 36.4% Game: 7-19 36.8%
 FT % 1st Half: 7-10 70.0% 2nd half: 10-17 58.8% Game: 17-27 63.0%

Officials: Karl Hess, Roger Ayers, Chuck Jones
 Technical fouls: Georgia-None. Georgia Tech-None.
 Attendance: 8127

Score by periods	1st	2nd	Total
Georgia	32	41	73
Georgia Tech	42	38	80

Last FG - UGA 2nd-00:11, GT 2nd-01:22.
 Largest lead - UGA by 1 1st-17:44, GT by 16 1st-02:40.
 UGA led for 00:26. GT led for 38:23. Game was tied for 01:08.

Score tied - 1 time.
 Lead changed - 2 times.



Official Basketball Box Score -- Game Totals -- Final Statistics
Alabama A&M vs Georgia Tech
 11/18/14 7 p.m. at McCamish Pavilion, Atlanta, Ga.

Alabama A&M 46 • 0-2

##	Player	Total			3-Ptr			Rebounds			PF	TP	A	TO	Blk	Stl	Min
		FG	FGA	FT	FTA	Off	Def	Tot									
23	Tabb, Ladarius	r	4-10	2-7	0-0	1	1	2	3	10	0	2	0	1	28		
35	West, Nicolas	r	4-11	0-1	3-6	1	3	4	2	11	1	4	2	1	33		
00	Cotton, Isaiah	c	2-4	0-0	0-0	2	1	3	1	4	0	1	1	0	12		
10	Battle, Rakiya	g	0-1	0-1	2-4	1	5	6	3	2	4	3	0	0	35		
22	Davis, Tyler	g	1-5	0-4	0-0	0	1	1	2	2	0	2	0	1	21		
04	Colvin, Justin	g	2-4	2-3	0-2	1	0	1	1	6	1	2	0	2	19		
11	Cotton, Matthew	g	0-1	0-1	0-0	0	0	0	0	0	1	0	1	2	0		
20	Jackson, Zachary	g	2-4	2-4	0-0	0	0	0	3	6	1	1	0	0	5		
30	Edwards, Adrian	g	0-0	0-0	0-0	0	0	0	0	0	1	0	2	0	2		
33	Houston, Baryn	g	2-6	1-4	0-0	1	3	4	2	5	0	0	0	0	20		
34	Hutchins, Michael	g	0-1	0-1	0-0	0	0	0	3	0	0	1	1	0	10		
Team						1	4	5									
Totals			17-47	7-26	5-12	8	18	26	22	46	8	20	4	5	200		

FG % 1st Half: 9-23 39.1% 2nd half: 8-24 33.3% Game: 17-47 36.2% Deadball Rebounds 4.3
 3FG % 1st Half: 2-9 22.2% 2nd half: 5-17 29.4% Game: 7-26 26.9%
 FT % 1st Half: 0-0 0.0% 2nd half: 5-12 41.7% Game: 5-12 41.7%

Georgia Tech 66 • 2-0

##	Player	Total			3-Ptr			Rebounds			PF	TP	A	TO	Blk	Stl	Min
		FG	FGA	FT	FTA	Off	Def	Tot									
00	Mitchell, Charles	r	3-10	0-0	6-10	9	5	14	4	12	2	5	0	0	23		
03	Georges-Hunt, Marcus	r	2-6	0-2	4-6	1	4	5	0	8	0	0	0	2	27		
12	Stephens, Quinton	r	3-7	1-3	0-0	2	1	3	1	7	0	1	0	2	21		
04	Cox, Demarco	c	6-8	0-0	1-4	3	0	3	2	13	0	2	0	0	22		
11	Heath, Josh	g	3-6	1-2	0-1	0	4	4	3	7	0	0	0	1	28		
01	Jackson, Tadic	g	3-11	0-6	2-2	0	4	4	0	8	0	1	0	0	21		
02	Bolden, Chris	g	3-5	1-3	0-0	0	0	0	1	7	0	1	0	0	13		
05	Heyward, Corey	g	0-0	0-0	0-0	0	0	0	0	1	0	0	2	3	12		
13	Sampson, Robert	g	0-0	0-0	1-2	2	4	6	4	1	0	0	2	2	14		
34	Gueye, Abdoulaye	g	1-1	0-0	0-0	1	0	1	0	2	0	1	0	1	6		
44	Lammers, Ben	g	0-2	0-0	1-2	1	1	2	1	1	0	1	0	0	13		
Team						1	2	3									
Totals			24-56	3-16	15-27	20	25	45	17	66	9	14	2	11	200		

FG % 1st Half: 13-29 44.8% 2nd half: 11-27 40.7% Game: 24-56 42.9% Deadball Rebounds 3
 3FG % 1st Half: 2-9 22.2% 2nd half: 1-7 14.3% Game: 3-16 18.8%
 FT % 1st Half: 6-13 46.2% 2nd half: 9-14 64.3% Game: 15-27 55.6%

Officials: Sean Hull, Bill Covington, Jr., Tim Comer
 Technical fouls: Alabama A&M-None. Georgia Tech-Mitchell, Charles.
 Attendance: 4722

Score by periods	1st	2nd	Total
Alabama A&M	20	26	46
Georgia Tech	34	32	66

Last FG - AAMU-M 2nd-02:29, GT 2nd-01:17.
 Largest lead - AAMU-M by 4 1st-17:38, GT by 28 2nd-04:14.
 AAMU-M led for 02:15. GT led for 37:01. Game was tied for 00:13.

Score tied - 1 time.
 Lead changed - 2 times.



Official Basketball Box Score -- Game Totals -- Final Statistics
IPFW vs Georgia Tech
 11/21/14 7 p.m. at McCamish Pavilion, Atlanta, Ga.

IPFW 69 • 2-1

##	Player	Total			3-Ptr			Rebounds			PF	TP	A	TO	Blk	Stl	Min
		FG	FGA	FT	FTA	Off	Def	Tot									
44	Reed, Joe	r	3-5	1-1	0-1	2	2	4	3	7	3	1	0	0	37		
54	Forbes, Steve	r	6-16	0-0	5-10	3	7	10	3	17	0	3	2	0	32		
00	Evans, Mo	g	6-13	3-9	1-4	0	3	3	16	2	2	0	0	0	30		
11	McCray, Isaiah	g	3-4	1-2	2-5	0	0	0	5	9	0	0	0	0	16		
53	Edwards, Joe	g	1-5	1-2	5-5	0	1	1	2	8	5	1	0	2	36		
10	Landis, Max	g	3-5	1-3	0-0	0	0	0	1	7	1	1	0	1	22		
12	Calder, Michael	g	2-4	0-0	1-3	0	3	3	1	5	1	1	0	1	16		
23	Harden, Kevin	g	0-0	0-0	0-0	0	1	1	0	0	0	0	0	0	3		
32	Gunjina, Jure	g	0-1	0-1	0-0	0	0	0	0	0	1	0	0	0	4		
50	Calhoun, Brent	g	0-2	0-0	0-0	1	1	2	1	0	1	0	0	0	4		
Team						2	0	2									
Totals			24-55	7-18	14-28	8	18	26	19	69	14	9	2	4	200		

FG % 1st Half: 9-28 32.1% 2nd half: 15-27 55.6% Game: 24-55 43.6% Deadball Rebounds 6.3
 3FG % 1st Half: 1-5 20.0% 2nd half: 6-13 46.2% Game: 7-18 38.9%
 FT % 1st Half: 7-10 70.0% 2nd half: 7-18 38.9% Game: 14-28 50.0%

Georgia Tech 78 • 3-0

##	Player	Total			3-Ptr			Rebounds			PF	TP	A	TO	Blk	Stl	Min
		FG	FGA	FT	FTA	Off	Def	Tot									
00	Mitchell, Charles	r	3-7	0-0	0-0	3	1	4	4	6	0	2	0	1	16		
03	Georges-Hunt, Marcus	r	5-10	2-3	1-1	1	4	5	5	13	1	1	0	0	28		
12	Stephens, Quinton	r	6-10	1-3	0-0	3	7	10	2	13	1	1	0	1	34		
04	Cox, Demarco	c	5-7	0-0	5-13	2	5	7	2	15	0	0	2	1	30		
11	Heath, Josh	g	3-5	0-0	3-4	1	3	4	0	9	7	0	0	0	24		
01	Jackson, Tadic	g	1-6	0-2	1-2	1	3	4	1	3	1	0	0	0	10		
02	Bolden, Chris	g	0-3	0-2	0-0	0	0	0	1	0	0	1	0	0	8		
10	Jorgenson, Travis	g	3-4	1-1	1-2	0	0	0	1	8	3	3	0	0	17		
13	Sampson, Robert	g	4-6	1-2	0-3	1	5	6	3	9	2	3	0	1	28		
34	Gueye, Abdoulaye	g	0-0	0-0	0-0	0	0	0	1	0	0	1	1	0	2		
44	Lammers, Ben	g	1-1	0-0	0-0	0	0	0	1	2	0	0	0	0	3		
Team						1	2	3									
Totals			31-59	5-13	11-25	13	30	43	21	78	15	12	3	4	200		

FG % 1st Half: 14-31 45.2% 2nd half: 17-28 60.7% Game: 31-59 52.5% Deadball Rebounds 8.1
 3FG % 1st Half: 2-5 40.0% 2nd half: 3-8 37.5% Game: 5-13 38.5%
 FT % 1st Half: 2-8 25.0% 2nd half: 9-17 52.9% Game: 11-25 44.0%

Officials: Jamie Luckie, Tim Nestor, Anthony Franklin
 Technical fouls: IPFW-None. Georgia Tech-Sampson, Robert.
 Attendance: 5297



Rider 54 • 2-4

##	Player	Total			3-Ptr			Rebounds			PF	TP	A	TO	Blk	Stl	Min
		FG-FGA	FG-FGA	FT-FTA	FG-FGA	FG-FGA	FT-FTA	Off	Def	Tot							
42	Thomas, Kahlil	r	1-4	0-0	3-4	0	3	3	3	5	2	1	2	0	0	16	
35	Lopez, Matt	c	6-9	0-0	1-3	0	5	5	1	13	0	2	0	0	0	31	
02	Sadler, Zedric	g	3-7	1-4	2-2	0	4	4	1	9	1	1	0	1	0	28	
03	Taylor, Jimmie	g	2-6	1-4	0-0	0	1	1	3	5	0	1	0	1	0	27	
05	Okerearor, Teddy	g	2-9	0-6	3-4	0	4	4	3	7	5	2	0	3	0	36	
10	D'Orazio, Anthony	g	2-4	0-1	0-1	2	1	3	1	4	0	0	0	0	0	12	
11	Lundy, Xavier	g	0-1	0-1	0-0	0	1	1	3	0	0	0	0	0	0	5	
14	Valentine, Shawn	g	4-6	1-3	0-0	0	0	0	0	9	0	1	0	2	0	22	
15	Alford, Khalil	g	1-2	0-0	0-0	0	0	0	1	2	1	0	0	1	0	14	
25	Fortunat, Junior	g	0-3	0-0	0-0	0	1	1	2	0	0	0	0	0	0	9	
Team						2	2	4									
Totals			21-51	3-19	9-14	4	22	26	18	54	9	8	2	8	200		

FG % 1st Half: 12-25 48.0% 2nd half: 9-26 34.6% Game: 21-51 41.2% Deadball Rebounds 1
 3FG % 1st Half: 2-7 28.6% 2nd half: 1-12 8.3% Game: 3-19 15.8%
 FT % 1st Half: 4-6 66.7% 2nd half: 5-8 62.5% Game: 9-14 64.3%

Georgia Tech 61 • 4-1

##	Player	Total			3-Ptr			Rebounds			PF	TP	A	TO	Blk	Stl	Min
		FG-FGA	FG-FGA	FT-FTA	FG-FGA	FG-FGA	FT-FTA	Off	Def	Tot							
00	Mitchell, Charles	r	7-10	0-0	1-2	4	8	12	3	15	0	1	0	0	0	27	
03	Georges-Hunt, Marcus	r	2-8	0-0	6-8	3	3	6	1	10	1	1	0	0	0	34	
12	Stephens, Quinton	r	2-7	1-3	0-0	2	3	5	1	5	0	1	1	1	0	21	
04	Cox, Demarco	c	4-9	0-0	2-3	3	5	8	2	10	0	2	2	1	0	25	
10	Jorgenson, Travis	g	0-2	0-2	0-0	0	3	3	2	0	2	1	0	1	0	17	
01	Jackson, Tadic	g	1-3	0-2	6-6	0	0	0	0	8	0	1	0	1	0	13	
02	Bolden, Chris	g	3-8	1-5	0-0	0	0	0	2	7	0	0	0	0	0	13	
05	Heyward, Corey	g	0-1	0-1	0-0	0	0	0	0	0	0	0	0	0	0	3	
11	Heath, Josh	g	2-4	0-1	0-1	0	0	0	0	4	2	1	0	1	0	23	
13	Sampson, Robert	g	1-6	0-1	0-0	4	3	7	4	2	0	4	0	0	0	24	
Team						3	5	8									
Totals			22-58	2-15	15-20	19	30	49	15	61	5	12	3	5	200		

FG % 1st Half: 13-33 39.4% 2nd half: 9-25 36.0% Game: 22-58 37.9% Deadball Rebounds 0
 3FG % 1st Half: 1-6 16.7% 2nd half: 1-9 11.1% Game: 2-15 13.3%
 FT % 1st Half: 3-5 60.0% 2nd half: 12-15 80.0% Game: 15-20 75.0%

Officials: Karl Hess, Terry Wymer, Tim Clougherty
 Technical fouls: Rider-None. Georgia Tech-None.
 Attendance: 3449
 Orlando Classic Game Seven

Score by periods				1st	2nd	Total	Points	In	Off	2nd	Fast	Bench
Rider	30	24	54	RID	20	10	6	2	15	3		
Georgia Tech	30	31	61	GT	26	8	20	0	21	15		

Last FG - RID 2nd-02:05, GT 2nd-02:32.
 Largest lead - RID by 2 1st-18:31, GT by 9 2nd-16:15.
 RID led for 02:05. GT led for 34:21. Game was tied for 03:11.
 Score tied - 5 times.
 Lead changed - 3 times.



Rhode Island 61 • 4-2

##	Player	Total			3-Ptr			Rebounds			PF	TP	A	TO	Blk	Stl	Min
		FG-FGA	FG-FGA	FT-FTA	FG-FGA	FG-FGA	FT-FTA	Off	Def	Tot							
12	MARTIN, Hassan	r	4-5	0-0	2-2	1	7	8	4	10	0	0	1	2	0	30	
55	BIRUTA, Gilyvdas	r	3-10	0-3	1-2	1	3	4	2	7	2	2	1	0	0	29	
00	MATTHEWS, E.C.	g	6-13	3-8	2-2	0	2	2	2	17	4	5	0	2	0	35	
10	MINNIS, Biggie	g	0-1	0-0	0-0	0	2	2	1	0	0	3	0	0	0	19	
32	TERRELL, Jared	g	3-10	0-4	4-5	0	2	2	5	10	0	2	0	2	0	31	
01	GARRETT, Jarvis	g	0-0	0-0	0-0	1	0	1	2	0	0	2	0	0	0	12	
02	REISCHEL, Jarelle	g	2-4	0-1	1-2	1	2	3	4	5	0	0	0	0	0	12	
11	BUTLER, Matthew	g	0-1	0-0	0-0	0	0	0	0	0	0	1	0	0	0	2	
13	BUCHANAN, T.J.	g	3-4	0-0	3-4	0	1	1	4	9	5	0	0	0	0	20	
33	WATSON, Earl	g	1-2	0-0	1-1	0	0	0	1	3	0	1	0	1	0	10	
Team						2	4	6									
Totals			22-50	3-16	14-18	6	23	29	25	61	11	16	2	7	200		

FG % 1st Half: 8-24 33.3% 2nd half: 14-26 53.8% Game: 22-50 44.0% Deadball Rebounds 3
 3FG % 1st Half: 1-9 11.1% 2nd half: 2-7 28.6% Game: 3-16 18.8%
 FT % 1st Half: 1-1 100.0 2nd half: 13-17 76.5% Game: 14-18 77.8%

Georgia Tech 64 • 5-1

##	Player	Total			3-Ptr			Rebounds			PF	TP	A	TO	Blk	Stl	Min
		FG-FGA	FG-FGA	FT-FTA	FG-FGA	FG-FGA	FT-FTA	Off	Def	Tot							
00	Mitchell, Charles	r	1-5	0-0	2-2	2	2	4	3	4	1	2	0	1	0	24	
03	Georges-Hunt, Marcus	r	6-13	1-2	3-3	1	3	4	4	16	2	4	0	5	0	34	
12	Stephens, Quinton	r	2-4	1-1	2-3	2	3	5	2	7	1	0	0	0	0	27	
04	Cox, Demarco	c	4-6	0-0	3-6	1	5	6	1	11	1	2	0	0	0	27	
10	Jorgenson, Travis	g	1-3	1-3	0-0	0	2	2	0	3	1	1	0	0	0	16	
01	Jackson, Tadic	g	0-2	0-0	4-5	0	0	0	2	4	1	2	0	0	0	15	
02	Bolden, Chris	g	2-3	1-2	0-0	0	0	0	4	5	0	1	0	1	0	14	
11	Heath, Josh	g	2-4	0-0	3-6	0	1	1	0	7	2	4	0	1	0	24	
13	Sampson, Robert	g	1-2	1-1	3-4	0	2	2	4	6	2	0	0	0	0	12	
44	Lammers, Ben	g	0-0	0-0	1-2	1	3	4	0	1	0	0	2	0	0	7	
Team						0	2	2									
Totals			19-42	5-9	21-31	7	23	30	20	64	9	18	2	8	200		

FG % 1st Half: 11-23 47.8% 2nd half: 8-19 42.1% Game: 19-42 45.2% Deadball Rebounds 3
 3FG % 1st Half: 2-4 50.0% 2nd half: 3-5 60.0% Game: 5-9 55.6%
 FT % 1st Half: 5-9 55.6% 2nd half: 16-22 72.7% Game: 21-31 67.7%

Officials: James Breeding, Zelton Steed, Brian O'Connell
 Technical fouls: Rhode Island-None. Georgia Tech-None.
 Attendance: 4842
 Orlando Classic Game Twelve

Score by periods				1st	2nd	Total	Points	In	Off	2nd	Fast	Bench
Rhode Island	18	43	61	RID	20	10	6	2	15	3		
Georgia Tech	29	35	64	GT	26	16	6	4	23	15		

Last FG - URI 2nd-00:44, GT 2nd-00:44.
 Largest lead - URI by 4 1st-17:14, GT by 14 2nd-19:38.
 URI led for 09:16. GT led for 26:40. Game was tied for 04:04.
 Score tied - 5 times.
 Lead changed - 4 times.



Georgia Tech 66 • 6-1

##	Player	Total			3-Ptr			Rebounds			PF	TP	A	TO	Blk	Stl	Min
		FG-FGA	FG-FGA	FT-FTA	FG-FGA	FG-FGA	FT-FTA	Off	Def	Tot							
0	Mitchell, Charles	r	5-8	0-0	3-3	2	2	4	3	13	1	2	3	0	0	24	
12	Stephens, Quinton	r	1-6	0-2	0-0	0	3	3	0	2	2	0	0	0	0	29	
3	Georges-Hunt, Marcus	r	2-7	0-1	4-6	2	1	3	3	8	1	1	0	2	0	25	
4	Cox, Demarco	c	3-8	0-0	0-0	1	4	5	4	6	1	2	1	1	0	23	
10	Jorgenson, Travis	g	1-4	1-2	0-0	0	1	1	0	3	5	1	0	0	0	21	
1	Jackson, Tadic	g	0-3	0-0	0-0	0	0	0	1	0	0	1	0	0	0	5	
11	Heath, Josh	g	6-6	0-0	0-1	0	3	3	0	12	5	0	0	0	0	19	
13	Sampson, Robert	g	4-5	1-1	2-2	1	6	7	3	11	0	3	2	1	0	29	
2	Bolden, Chris	g	2-6	0-3	5-6	0	4	4	0	9	0	0	0	0	0	16	
44	Lammers, Ben	g	0-1	0-0	0-0	0	1	1	0	0	0	0	0	0	0	2	
5	Heyward, Corey	g	1-1	0-0	0-0	0	0	0	2	2	0	0	0	0	0	7	
Team						2	2	4									
Totals			25-55	2-9	14-18	8	27	35	16	66	15	11	6	4	200		

FG % 1st Half: 13-28 46.4% 2nd half: 12-27 44.4% Game: 25-55 45.5% Deadball Rebounds 1
 3FG % 1st Half: 1-5 20.0% 2nd half: 1-4 25.0% Game: 2-9 22.2%
 FT % 1st Half: 4-4 100.0 2nd half: 10-14 71.4% Game: 14-18 77.8%

Northwestern 58 • 5-2

##	Player	Total			3-Ptr			Rebounds			PF	TP	A	TO	Blk	Stl	Min
		FG-FGA	FG-FGA	FT-FTA	FG-FGA	FG-FGA	FT-FTA	Off	Def	Tot							
34	Lumpkin, Sanjay	r	4-8	1-3	3-4	1	1	2	4	12	0	1	0	0	0	29	
4	Law, Vic	r	1-3	0-2	0-2	0	1	1	4	2	0	5	0	0	0	13	
22	Olah, Alex	c	8-12	1-1	2-3	1	9	10	4	19	1	3	2	2	0	38	
23	Cobb, JerShon	g	1-5	0-4	0-0	0	3	3	2	2	3	1	0	0	0	31	
10	Jorgenson, Travis	g	1-10	0-5	0-0	1	2	3	2	7	2	3	1	0	0	18	
01	Jackson, Tadic	g	3-8	0-4	1-3	1	2	3	1	7	2	1	0	0	0	17	
02	Bolden, Chris	g	4-9	1-6	1-2	1	3	4	3	10	4	1	0	2	0	19	
11	Heath, Josh	g	2-4	0-0	2-2	0	0	0	0	6	2	3	0	0	0	25	
13	Sampson, Robert	g	0-3	0-2	3-5	1	4	5									



Official Basketball Box Score -- Game Totals -- Final Statistics
Appalachian State vs Georgia Tech
 12/15/14 7 p.m. at McCamish Pavilion, Atlanta, Ga.

Appalachian State 57 • 3-4

#	Player	FG-FGA	3-Ptr FG-FGA	FT-FTA	Rebounds			PF	TP	A TO	Blk	Stl	Min	
					Off	Def	Tot							
04	Obacha, Michael	1-1	0-0	0-0	0	4	4	3	2	0	1	1	0	25
15	Spagnolo, Tommy	4-9	0-1	0-0	0	4	4	3	8	0	0	1	1	20
03	Clarke, Dustin	6-8	1-2	0-0	3	6	9	1	13	2	3	0	0	25
10	Burgess, Chris	6-11	1-4	2-2	0	1	1	2	15	3	1	0	0	30
21	Eaves, Frank	3-8	1-4	2-2	0	2	2	2	9	0	3	0	1	22
00	Kobani, Mike	0-0	0-0	2-2	0	0	0	2	2	0	0	0	0	6
01	Goesling, London	0-4	0-1	0-0	0	0	0	1	0	0	1	0	0	10
02	Hamilton, Tab	1-2	0-0	0-0	0	0	0	3	2	1	0	0	0	12
05	Kinney, Griffin	1-2	0-0	0-0	0	2	2	2	1	4	0	1	1	10
12	Gilbert, Rantavious	0-0	0-0	0-0	0	2	2	1	0	1	1	0	0	10
14	Kostic, Milos	0-1	0-1	2-2	0	0	0	0	2	1	0	0	0	4
23	Jackson, Logan	1-1	0-0	0-0	0	0	0	1	2	0	0	0	0	5
24	Sanders, Jalen	0-0	0-0	0-0	0	0	0	1	0	0	0	0	0	2
25	Babic, Jake	0-1	0-1	0-0	0	1	1	0	0	2	0	0	0	13
34	Lawson, Jacob	0-1	0-0	0-0	0	1	1	3	0	0	2	0	0	6
	Team				0	0	0			1				
	Totals	23-49	3-14	8-8	3	23	26	25	57	10	17	3	3	200

FG % 1st Half: 12-27 44.4% 2nd half: 11-22 50.0% Game: 23-49 46.9%
 3FG % 1st Half: 1-7 14.3% 2nd half: 2-7 28.6% Game: 3-14 21.4%
 FT % 1st Half: 0-0 0.0% 2nd half: 8-8 100.0% Game: 8-8 100.0%

Georgia Tech 70 • 7-2

#	Player	FG-FGA	3-Ptr FG-FGA	FT-FTA	Rebounds			PF	TP	A TO	Blk	Stl	Min	
					Off	Def	Tot							
00	Mitchell, Charles	1-7	0-0	1-2	2	1	3	0	3	0	0	0	0	15
03	Georges-Hunt, Marcus	4-10	0-3	7-9	2	3	5	4	15	2	3	0	0	21
12	Stephens, Quinton	1-2	1-1	2-2	0	1	1	0	5	0	0	1	0	21
04	Cox, Demarco	6-7	0-0	1-4	2	3	5	1	13	0	1	0	1	23
10	Jorgenson, Travis	1-3	0-2	0-0	0	1	1	0	2	3	0	0	0	25
01	Jackson, Tadic	4-11	1-7	3-4	0	1	1	1	12	1	0	0	0	16
02	Bolden, Chris	2-5	0-1	0-0	0	2	2	1	4	2	2	1	0	19
05	Heyward, Corey	0-0	0-0	1-2	0	1	1	0	1	0	0	0	0	8
11	Heath, Josh	1-2	0-0	0-0	0	0	0	2	2	3	2	0	0	11
13	Sampson, Robert	4-6	0-1	2-4	2	6	8	3	10	3	1	1	1	19
31	Peek, Aaron	0-0	0-0	0-0	0	0	0	0	0	0	0	0	0	2
32	Doyle, Brooks	0-1	0-0	0-0	0	0	0	0	0	1	0	0	0	3
34	Gueye, Abdoulaye	0-0	0-0	0-0	0	0	0	1	0	1	0	0	0	3
42	Rowland, Rand	0-0	0-0	0-0	0	0	0	1	0	0	0	0	0	2
44	Lammers, Ben	1-2	0-0	1-2	0	2	2	1	3	0	0	0	1	12
	Team				5	1	6			3				
	Totals	25-56	2-15	18-29	13	22	35	15	70	14	11	3	3	200

FG % 1st Half: 12-29 41.4% 2nd half: 13-27 48.1% Game: 25-56 44.6%
 3FG % 1st Half: 0-6 0.0% 2nd half: 2-9 22.2% Game: 2-15 13.3%
 FT % 1st Half: 12-18 66.7% 2nd half: 6-11 54.5% Game: 18-29 62.1%

Officials: Sean Hull, John Gaffney, Earl Walton
 Technical fouls: Appalachian State-None. Georgia Tech-None.
 Attendance: 4961

Score by periods	1st	2nd	Total
Appalachian State	25	32	57
Georgia Tech	36	34	70

	Points	In Paint	Off T/O	2nd Chance	Fast Break	Bench
APP	28	8	6	15	10	
GT	32	19	14	12	32	

Last FG - APP 2nd-00:52, GT 2nd-06:01.
 Largest lead - APP by 5 1st-17:02, GT by 21 2nd-06:01.
 APP led for 05:44, GT led for 30:54. Game was tied for 03:04.

Score tied - 3 times.
 Lead changed - 3 times.



Official Basketball Box Score -- Game Totals -- Final Statistics
Vanderbilt vs Georgia Tech
 12/20/14 2 p.m. at McCamish Pavilion, Atlanta, Ga.

Vanderbilt 60 • 7-3

#	Player	FG-FGA	3-Ptr FG-FGA	FT-FTA	Rebounds			PF	TP	A TO	Blk	Stl	Min	
					Off	Def	Tot							
03	Kornet, Luke	0-2	0-1	0-0	0	3	3	2	0	1	3	1	0	19
11	Roberson, Jeff	4-5	0-1	0-0	0	2	2	3	8	1	1	0	1	19
30	Jones, Damian	4-9	0-0	4-6	4	3	7	1	12	0	1	2	1	27
04	Baldwin IV, Wade	1-3	0-1	1-2	0	1	1	1	3	3	3	0	1	27
13	Lachance, Riley	3-7	2-6	2-2	0	1	1	1	10	1	1	0	0	36
00	Mitchell, Shelton	1-5	0-1	1-2	1	5	6	0	3	6	2	0	0	20
05	Fisher-Davis, Matthe	1-6	1-5	0-0	0	2	2	2	3	0	0	0	0	17
35	Siakam, James	2-3	0-0	5-6	1	1	2	5	9	1	2	2	0	24
40	Henderson, Josh	5-5	0-0	2-2	1	2	3	1	2	3	1	0	1	0
	Team				1	2	3							
	Totals	21-45	3-15	15-20	8	22	30	16	60	13	13	6	3	200

FG % 1st Half: 12-22 54.5% 2nd half: 9-23 39.1% Game: 21-45 46.7%
 3FG % 1st Half: 3-8 37.5% 2nd half: 0-7 0.0% Game: 3-15 20.0%
 FT % 1st Half: 6-8 75.0% 2nd half: 9-12 75.0% Game: 15-20 75.0%

Georgia Tech 65 • 8-2

#	Player	FG-FGA	3-Ptr FG-FGA	FT-FTA	Rebounds			PF	TP	A TO	Blk	Stl	Min	
					Off	Def	Tot							
00	Mitchell, Charles	9-15	0-0	1-1	7	1	8	5	19	0	3	1	1	26
12	Stephens, Quinton	1-5	1-4	0-0	0	3	3	1	3	0	0	0	2	21
04	Cox, Demarco	2-6	0-0	2-4	6	3	9	3	6	3	0	0	0	30
03	Georges-Hunt, Marcus	4-15	1-6	5-5	1	3	4	1	14	1	1	0	0	33
10	Jorgenson, Travis	3-6	2-4	0-0	0	1	1	0	8	6	0	0	1	24
01	Jackson, Tadic	0-4	0-2	1-2	0	0	0	1	1	1	0	0	0	7
02	Bolden, Chris	3-9	0-4	0-0	0	3	3	5	6	2	0	0	1	22
11	Heath, Josh	1-2	0-1	0-1	0	1	1	0	2	1	3	0	0	17
13	Sampson, Robert	3-5	0-1	0-0	2	3	5	2	6	0	0	1	1	17
44	Lammers, Ben	0-0	0-0	0-0	1	0	1	0	0	0	0	0	0	3
	Team				3	1	4							
	Totals	26-67	4-22	9-13	20	19	39	18	65	14	7	2	6	200

FG % 1st Half: 10-36 27.8% 2nd half: 16-31 51.6% Game: 26-67 38.8%
 3FG % 1st Half: 2-12 16.7% 2nd half: 2-10 20.0% Game: 4-22 18.2%
 FT % 1st Half: 3-3 100.0% 2nd half: 6-10 60.0% Game: 9-13 69.2%

Officials: Joe Lindsay, Jamie Luckie, Brian Shey
 Technical fouls: Vanderbilt-None. Georgia Tech-None.
 Attendance: 6081
 Time of Game: 2:00

Score by periods	1st	2nd	Total
Vanderbilt	33	27	60
Georgia Tech	25	40	65

	Points	In Paint	Off T/O	2nd Chance	Fast Break	Bench
VU	28	6	9	6	27	
GT	38	18	16	9	15	

Last FG - VU 2nd-01:08, GT 2nd-01:16.
 Largest lead - VU by 9 1st-03:15, GT by 6 1st-17:24.
 VU led for 16:43, GT led for 17:23. Game was tied for 05:53.

Score tied - 10 times.
 Lead changed - 2 times.



Official Basketball Box Score -- Game Totals -- Final Statistics
Georgia Tech vs Dayton
 12/23/14 8:00 pm ET at University of Dayton Arena (Dayton, OH)

Georgia Tech 61 • 8-3

#	Player	FG-FGA	3-Ptr FG-FGA	FT-FTA	Rebounds			PF	TP	A TO	Blk	Stl	Min	
					Off	Def	Tot							
00	Mitchell, Charles	5-7	0-0	0-2	4	6	10	1	10	0	2	1	0	25
12	Stephens, Quinton	1-6	1-6	0-0	0	0	0	3	3	0	3	1	1	20
04	Cox, Demarco	3-4	0-0	0-0	0	4	4	0	6	0	0	1	0	21
03	Georges-Hunt, Marcus	5-14	0-2	3-3	3	5	8	2	13	1	2	0	0	35
10	Jorgenson, Travis	2-7	1-4	0-0	0	2	2	0	5	6	2	0	0	25
01	Jackson, Tadic	4-11	1-5	3-3	0	0	0	3	12	1	1	0	0	23
02	Bolden, Chris	2-4	1-1	0-0	0	0	0	5	5	3	1	0	0	15
11	Heath, Josh	1-5	0-1	1-2	1	1	2	1	3	1	2	1	0	15
13	Sampson, Robert	2-5	0-1	0-0	3	5	8	5	4	0	0	2	0	21
	Team				4	1	5			1				
	Totals	25-63	4-20	7-10	15	24	39	20	61	12	14	6	1	200

FG % 1st Half: 16-33 48.5% 2nd half: 9-30 30.0% Game: 25-63 39.7%
 3FG % 1st Half: 1-10 10.0% 2nd half: 3-10 30.0% Game: 4-20 20.0%
 FT % 1st Half: 0-0 0.0% 2nd half: 7-10 70.0% Game: 7-10 70.0%

Dayton 75 • 9-2

#



Official Basketball Box Score -- Game Totals -- Final Statistics
Georgia Tech vs Notre Dame
 1/13/15 2:30 p.m. at Notre Dame, Ind. (Purcell Pavilion)

Georgia Tech 76 • 9-4, 0-1 ACC

##	Player	Total			3-Ptr			Rebounds			PF	TP	A	TO	Blk	Stl	Min
		FG	FGA	FT	FTA	Off	Def	Tot									
00	Mitchell, Charles	6-9	0-0	2-2	6	6	12	2	14	1	1	0	1			33	
03	Georges-Hunt, Marcus	7-19	2-5	4-4	3	5	8	3	20	1	1	0	2			45	
04	Cox, Demarco	4-7	0-0	0-0	3	1	4	4	8	1	2	0	2			22	
02	Bolden, Chris	5-9	2-4	2-2	1	3	4	5	14	2	2	0	1			34	
10	Jorgenson, Travis	0-5	0-1	0-0	1	0	1	0	0	4	2	0	3			26	
01	Jackson, Tadic	0-4	0-2	0-0	0	0	0	1	0	2	0	0	0			8	
11	Heath, Josh	2-5	0-0	2-2	1	1	2	1	6	1	2	0	0			24	
12	Stephens, Quinton	2-5	1-2	0-0	1	1	2	0	5	0	1	0	2			17	
13	Sampson, Robert	4-9	0-2	1-3	2	5	7	1	9	0	4	0	0			37	
44	Lammers, Ben	0-1	0-0	0-0	0	0	0	0	0	0	0	0	0			4	
Team					1 5 6												
Totals		30-73	5-16	11-13	19	27	46	17	76	12	15	0	11			250	

FG % 1st Half: 12-31 38.7% 2nd half: 11-23 47.8% OT: 7-19 36.8% Game: 30-73 41.1% Deadball Rebounds: 0
 3FG % 1st Half: 3-7 42.9% 2nd half: 1-4 25.0% OT: 1-5 20.0% Game: 5-16 31.3%
 FT % 1st Half: 4-4 100.0 2nd half: 5-7 71.4% OT: 2-2 100.0 Game: 11-13 84.6%

Notre Dame 83 • 14-1, 2-0 ACC

##	Player	Total			3-Ptr			Rebounds			PF	TP	A	TO	Blk	Stl	Min
		FG	FGA	FT	FTA	Off	Def	Tot									
30	Zach Augustine	4-6	0-0	5-6	2	2	4	4	13	1	1	1	0			25	
11	Demetrius Jackson	5-13	1-5	0-0	1	4	5	2	11	3	2	0	2			45	
22	Jerian Grant	10-18	0-4	4-6	0	1	1	2	24	6	5	1	1			50	
24	Pat Connaughton	4-8	2-5	0-2	0	8	8	1	10	1	2	2	1			50	
32	Steve Vasturia	5-10	1-5	6-7	1	5	6	1	17	3	1	0	1			42	
01	Austin Torres	2-2	0-0	0-0	0	0	0	2	4	1	0	0	0			12	
03	V.J. Beachem	1-2	0-0	0-0	0	1	1	1	2	0	1	0	0			10	
20	Austin Burgett	1-1	0-0	0-0	0	1	1	0	2	0	0	0	0			5	
23	Martinas Geben	0-0	0-0	0-0	0	3	3	1	0	0	1	0	0			11	
Team					1 1 2												
Totals		32-60	4-19	15-21	5	26	31	14	83	15	13	4	6			250	

FG % 1st Half: 12-24 50.0% 2nd half: 12-22 54.5% OT: 8-14 57.1% Game: 32-60 53.3% Deadball Rebounds: 2
 3FG % 1st Half: 1-7 14.3% 2nd half: 0-5 0.0% OT: 3-7 42.9% Game: 4-19 21.1%
 FT % 1st Half: 2-2 100.0 2nd half: 8-9 88.9% OT: 5-10 50.0% Game: 15-21 71.4%

Officials: Roger Ayers, Brian Dorsey, Tim Comer
 Technical fouls: Georgia Tech-None. Notre Dame-None.
 Attendance: 7582

Score by periods	1st	2nd	OT	OT2	Total
Georgia Tech	31	28	10	7	76
Notre Dame	27	32	10	14	83

Last FG - GT OT2-00:36, ND OT2-00:32.
 Largest lead - GT by 11 1st-17:01, ND by 8 OT2-00:42.
 GT led for 30:42. ND led for 17:05. Game was tied for 01:34.

Score tied - 3 times.
 Lead changed - 5 times.



Official Basketball Box Score -- Game Totals -- Final Statistics
Syracuse vs Georgia Tech
 1/7/15 7 p.m. at McCamish Pavilion, Atlanta, Ga.

Syracuse 46 • 11-4, 2-0 ACC

##	Player	Total			3-Ptr			Rebounds			PF	TP	A	TO	Blk	Stl	Min
		FG	FGA	FT	FTA	Off	Def	Tot									
05	McCullough, Chris	1-7	0-0	1-4	2	2	4	2	2	4	2	3	0	1	0	2	
25	Christmas, Rakeem	7-17	0-0	4-4	3	5	8	2	18	3	4	2	2			40	
00	Gbinije, Michael	6-11	2-2	0-0	2	8	10	3	14	1	1	1	0			36	
10	Cooney, Trevor	3-10	2-6	1-2	0	1	1	1	9	1	2	0	2			39	
14	Joseph, Kaleb	0-2	0-0	0-0	0	3	3	1	0	5	1	0	0			25	
04	Patterson, Ron	0-2	0-1	0-0	0	0	0	0	0	2	0	2	1			16	
21	Roberson, Tyler	1-3	0-0	0-0	1	3	4	2	1	3	0	0	0			20	
Team					3 0 3												
Totals		18-52	4-9	6-10	11	22	33	13	46	13	12	5	7			200	

FG % 1st Half: 11-33 33.3% 2nd half: 7-19 36.8% Game: 18-52 34.6% Deadball Rebounds: 3.2
 3FG % 1st Half: 3-7 42.9% 2nd half: 1-2 50.0% Game: 4-9 44.4%
 FT % 1st Half: 3-6 50.0% 2nd half: 3-4 75.0% Game: 6-10 60.0%

Georgia Tech 45 • 9-5, 0-2 ACC

##	Player	Total			3-Ptr			Rebounds			PF	TP	A	TO	Blk	Stl	Min
		FG	FGA	FT	FTA	Off	Def	Tot									
00	Mitchell, Charles	5-10	0-0	7-8	4	7	11	2	17	0	5	1	0			31	
03	Georges-Hunt, Marcus	2-8	1-3	4-5	4	2	6	0	9	1	4	0	2			34	
04	Cox, Demarco	2-10	0-0	1-2	6	0	6	3	5	1	0	3	1			27	
02	Bolden, Chris	1-8	1-6	0-0	0	4	4	2	3	2	0	0	0			29	
10	Jorgenson, Travis	2-6	1-3	0-0	0	2	2	0	5	4	3	0	0			23	
01	Jackson, Tadic	1-5	0-3	0-0	0	1	1	0	2	0	0	0	0			9	
11	Heath, Josh	1-3	0-0	0-0	0	2	2	0	2	0	2	0	0			17	
12	Stephens, Quinton	0-3	0-2	0-0	1	0	1	0	2	0	0	0	0			8	
13	Sampson, Robert	1-4	0-0	0-0	0	3	3	2	2	1	0	0	1			15	
44	Lammers, Ben	0-0	0-0	0-0	0	2	2	1	0	0	0	0	0			7	
Team					4 1 5												
Totals		15-57	3-17	12-15	19	24	43	12	45	9	14	4	6			200	

FG % 1st Half: 10-28 35.7% 2nd half: 5-29 17.2% Game: 15-57 26.3% Deadball Rebounds: 2
 3FG % 1st Half: 1-8 12.5% 2nd half: 2-9 22.2% Game: 3-17 17.6%
 FT % 1st Half: 6-8 75.0% 2nd half: 6-7 85.7% Game: 12-15 80.0%

Officials: Jamie Luckie, Raymon Styons, Mike Stuart
 Technical fouls: Syracuse-None. Georgia Tech-None.
 Attendance: 7831

Score by periods	1st	2nd	Total
Syracuse	28	18	46
Georgia Tech	27	18	45

Points	In Paint	Off T/O	2nd Chance	Fast Break	Bench
Syracuse	18	9	10	9	2
Georgia Tech	22	12	9	6	6

Last FG - SU 2nd-04:33, GT 2nd-08:51.
 Largest lead - SU by 3 1st-18:17, GT by 4 1st-14:29.
 SU led for 14:03. GT led for 18:39. Game was tied for 07:17.

Score tied - 9 times.
 Lead changed - 14 times.



Official Basketball Box Score -- Game Totals -- Final Statistics
Georgia Tech vs Wake Forest
 1/10/15 12:00 p.m. at Winston-Salem, N.C. - LJM Coliseum

Georgia Tech 69 • 9-6, 0-3 ACC

##	Player	Total			3-Ptr			Rebounds			PF	TP	A	TO	Blk	Stl	Min
		FG	FGA	FT	FTA	Off	Def	Tot									
00	Mitchell, Charles	6-9	0-0	0-0	2	2	4	4	12	0	3	2	0			27	
03	Georges-Hunt, Marcus	5-12	1-3	5-11	2	4	6	4	16	1	0	0	2			25	
04	Cox, Demarco	6-7	0-0	2-3	3	4	7	4	14	0	2	1	2			28	
02	Bolden, Chris	1-8	0-2	0-0	0	0	0	3	2	1	2	0	4			27	
10	Jorgenson, Travis	1-3	0-1	0-0	0	2	2	2	2	4	2	0	0			22	
01	Jackson, Tadic	1-1	0-0	1-1	0	0	0	0	3	1	0	0	0			4	
05	Heyward, Corey	1-3	0-1	0-0	0	0	0	1	2	1	0	0	0			6	
11	Heath, Josh	0-4	0-0	0-2	1	1	2	1	0	5	1	0	0			18	
12	Stephens, Quinton	5-7	3-4	0-0	1	0	1	3	13	0	1	1	0			24	
13	Sampson, Robert	2-7	1-3	0-0	1	2	3	2	5	0	1	0	0			19	
Team					2 2 4												
Totals		28-61	5-14	8-17	12	17	29	24	69	13	12	4	8			200	

FG % 1st Half: 13-29 44.8% 2nd half: 15-32 46.9% Game: 28-61 45.9% Deadball Rebounds: 4
 3FG % 1st Half: 2-7 28.6% 2nd half: 3-7 42.9% Game: 5-14 35.7%
 FT % 1st Half: 1-5 20.0% 2nd half: 7-12 58.3% Game: 8-17 47.1%

Wake Forest 76 • 9-8, 1-3 ACC

##	Player	Total			3-Ptr			Rebounds			PF	TP	A	TO	Blk	Stl	Min
		FG	FGA	FT	FTA	Off	Def	Tot									
02	Thomas, Devin	5-9	0-0	7-10	4	10	14	4	17	2	7	1	0			30	
11	McClinton, Greg	1-1	0-0	0-0	1	0	1	1	2	0	1	0	0			14	
13	Leonard, Darius	5-7	2-4	1-3	2	2	4	1	13	0	0	1	1			23	
00	Miller-McIntyre, Codi	2-4	0-0	1-2	0	3	3	3	5	4	3	0	2			24	
10	Wilbekin, Mitchell	4-8	3-6	3-4	0	3	3	0	14	3	0	1	2			33	
01	Jones, Madison	3-8	0-1	3-4	1	1	2	1	9	2	3	0	1			28	
25	Hudson, Cornelius	3-6	2-5	3-4	1	2	3	2									



Official Basketball Box Score -- Game Totals -- Final Statistics
Georgia Tech vs Pittsburgh
 1/17/15 4:00 PM at Petersen Events Center, Pittsburgh, PA

Georgia Tech 65 • (9-8, 0-5 ACC)

##	Player	Total			3-Ptr			Rebounds			PF	TP	A	TO	Blk	Stl	Min
		FG	FGA	FT	FTA	Off	Def	Tot									
00	Mitchell, Charles	r	4-7	0-0	2-3	7	2	9	4	10	0	3	0	0	0	21	
03	Georges-Hunt, Marcus	r	2-9	0-2	9-9	1	3	4	4	13	2	1	0	0	0	33	
04	Cox, Demarco	c	2-5	0-0	1-2	0	7	7	4	5	0	2	0	0	0	25	
05	Heyward, Corey	g	0-2	0-0	1-2	0	0	0	3	1	3	0	0	1	0	20	
11	Heath, Josh	g	1-5	0-0	0-0	0	0	0	1	2	1	2	0	2	0	22	
01	Jackson, Tadic	gt	0-4	0-1	2-2	1	2	3	0	2	1	1	0	0	0	15	
02	Bolden, Chris	g	0-1	0-1	0-0	0	1	1	0	0	0	0	0	0	0	7	
10	Jorgenson, Travis	g	2-5	2-4	0-0	0	0	0	2	6	5	2	0	0	0	18	
12	Stephens, Quinton	g	4-7	2-3	0-0	2	2	4	1	10	1	0	0	0	0	17	
13	Sampson, Robert	g	6-8	2-3	2-2	3	5	8	2	16	1	4	2	0	0	22	
	Team					2	1	3									
	Totals		21-53	6-14	17-20	16	23	39	21	65	14	15	2	3	0	200	

FG % 1st Half: 9-24 37.5% 2nd half: 12-29 41.4% Game: 21-53 39.6% Deadball Rebounds 2
 3FG % 1st Half: 2-5 40.0% 2nd half: 4-9 44.4% Game: 6-14 42.9%
 FT % 1st Half: 11-13 84.6% 2nd half: 6-7 85.7% Game: 17-20 85.0%

Pittsburgh 70 • (13-5, 3-2 ACC)

##	Player	Total			3-Ptr			Rebounds			PF	TP	A	TO	Blk	Stl	Min
		FG	FGA	FT	FTA	Off	Def	Tot									
01	Jamel Artis	r	7-14	1-3	5-6	1	4	5	1	20	1	0	1	0	0	32	
02	Michael Young	r	5-8	0-0	6-9	4	2	6	4	16	2	2	1	1	1	31	
00	James Robinson	g	1-7	0-2	0-0	0	4	4	3	2	9	1	0	2	0	33	
03	Cameron Wright	g	7-11	1-2	5-7	0	2	2	3	20	2	1	1	4	0	34	
12	Chris Jones	g	1-4	0-2	4-4	1	1	2	2	6	2	0	0	0	0	23	
04	Ryan Luther	g	0-1	0-0	0-0	2	0	2	1	0	0	0	0	0	0	3	
13	Josh Newkirk	g	2-6	0-1	0-0	0	0	0	1	4	1	1	0	0	0	17	
15	A Phillips-Nwankwo	g	0-1	0-0	0-0	1	1	2	2	0	0	1	0	0	0	13	
21	Sheldon Jeter	g	1-3	0-1	0-0	1	0	1	1	2	0	0	0	0	0	12	
50	Joseph Uchebo	g	0-0	0-0	0-0	0	1	1	0	0	0	0	0	0	0	2	
	Team					2	2	4									
	Totals		24-55	2-11	20-26	12	17	29	18	70	17	6	3	7	0	200	

FG % 1st Half: 12-30 40.0% 2nd half: 12-25 48.0% Game: 24-55 43.6% Deadball Rebounds 2
 3FG % 1st Half: 0-6 0.0% 2nd half: 2-5 40.0% Game: 2-11 18.2%
 FT % 1st Half: 7-9 77.8% 2nd half: 13-17 76.5% Game: 20-26 76.9%

Officials: Tim Nestor (R), Ray Perone, Tony Chiazza
 Technical fouls: Georgia Tech-None. Pittsburgh-None.
 Attendance: 12508

Score by periods	1st	2nd	Total
Georgia Tech	31	34	65
Pittsburgh	31	39	70

	Points	In Paint	Off T/O	2nd Chance	Fast Break	Bench
Georgia Tech	28	2	19	4	34	
Pittsburgh	26	14	11	10	6	

Last FG - GT 2nd-00:06, UP 2nd-01:42. Score tied - 10 times.
 Largest lead - GT by 4 2nd-13:20, UP by 9 1st-09:25. Lead changed - 7 times.
 GT led for 10:00. UP led for 23:58. Game was tied for 06:02.



Official Basketball Box Score -- Game Totals -- Final Statistics
Georgia Tech vs Virginia
 1/22/15 8 p.m. at Charlottesville, Va. (JPJ)

Georgia Tech 28 • 9-9, 0-6 ACC

##	Player	Total			3-Ptr			Rebounds			PF	TP	A	TO	Blk	Stl	Min
		FG	FGA	FT	FTA	Off	Def	Tot									
00	Mitchell, Charles	r	3-4	0-0	0-0	2	1	3	0	6	0	1	0	0	0	21	
03	Georges-Hunt, Marcus	r	3-9	0-0	1-2	1	3	4	1	7	0	0	0	1	0	16	
04	Cox, Demarco	c	0-3	0-0	2-2	2	3	5	0	2	0	3	1	0	0	24	
05	Heyward, Corey	g	0-1	0-0	1-2	1	0	1	1	1	1	1	0	1	0	18	
10	Jorgenson, Travis	g	1-5	0-0	0-0	0	0	0	0	2	1	0	0	0	0	21	
01	Jackson, Tadic	gt	2-7	0-3	0-2	1	1	2	1	4	0	2	0	0	0	19	
02	Bolden, Chris	g	0-4	0-3	0-0	0	1	1	1	0	0	0	0	0	0	14	
11	Heath, Josh	g	1-1	0-0	0-0	0	2	2	0	2	0	1	0	0	0	19	
12	Stephens, Quinton	g	0-8	0-0	0-0	0	2	2	1	0	0	1	0	0	0	14	
13	Sampson, Robert	g	1-6	0-2	0-0	1	6	7	3	2	0	2	2	0	0	17	
34	Gucey, Abdoulaye	g	0-0	0-0	0-0	0	1	1	0	0	0	0	0	0	0	2	
44	Lammers, Ben	g	1-1	0-0	0-0	0	1	1	0	2	0	0	0	0	0	7	
	Team					2	2	4									
	Totals		12-49	0-12	4-8	10	23	33	8	28	2	10	3	3	0	200	

FG % 1st Half: 7-24 29.2% 2nd half: 5-25 20.0% Game: 12-49 24.5% Deadball Rebounds 2
 3FG % 1st Half: 0-5 0.0% 2nd half: 0-7 0.0% Game: 0-12 0.0%
 FT % 1st Half: 2-2 100.0 2nd half: 2-6 33.3% Game: 4-8 50.0%

Virginia 57 • 18-0, 6-0 ACC

##	Player	Total			3-Ptr			Rebounds			PF	TP	A	TO	Blk	Stl	Min
		FG	FGA	FT	FTA	Off	Def	Tot									
05	Darion Atkins	r	2-6	0-0	1-2	3	5	8	2	5	0	0	0	0	0	21	
10	Mike Tobey	c	1-5	0-0	0-0	0	1	1	1	2	1	0	1	1	1	21	
01	Justin Anderson	g	3-7	1-2	0-0	0	3	3	2	7	4	0	1	1	0	28	
15	Malcolm Branton	g	6-8	1-2	0-0	1	3	4	1	13	4	2	0	1	0	30	
32	London Perrantes	g	2-5	1-1	0-0	0	3	3	0	5	2	1	0	0	0	26	
00	Devon Hall	g	0-0	0-0	0-0	0	1	1	0	0	0	0	0	0	0	7	
02	B. J. Stith	g	0-2	0-2	0-0	0	1	1	0	0	0	0	0	0	0	5	
04	Marial Shayok	g	3-6	0-0	0-0	0	3	3	2	6	1	0	1	0	0	19	
11	Evan Nolte	g	2-2	1-1	0-0	0	2	2	0	5	1	0	0	0	0	6	
13	Anthony Gill	g	2-6	0-0	3-4	1	6	7	0	7	0	0	0	1	0	16	
21	Isaiah Wilkins	g	2-3	1-1	0-0	0	0	0	1	5	0	0	0	0	0	13	
22	Malek Frazier	g	0-0	0-0	0-0	0	0	0	0	0	0	0	0	0	0	2	
23	Rob Vozenilek	g	0-0	0-0	0-0	0	0	0	0	0	0	0	0	0	0	2	
24	Caid Kirven	g	0-1	0-0	0-0	0	0	0	0	0	0	1	0	0	0	2	
34	Jeff Jones	g	1-2	0-0	0-0	1	0	1	0	2	0	0	0	0	0	2	
	Team					1	2	3									
	Totals		24-53	5-9	4-6	7	29	36	12	57	13	4	3	4	0	200	

FG % 1st Half: 11-23 47.8% 2nd half: 13-30 43.3% Game: 24-53 45.3% Deadball Rebounds 1,1
 3FG % 1st Half: 3-4 75.0% 2nd half: 2-5 40.0% Game: 5-9 55.6%
 FT % 1st Half: 3-4 75.0% 2nd half: 1-2 50.0% Game: 4-6 66.7%

Officials: Michael Stephens (R), William Humes, Tim Clougherty
 Technical fouls: Georgia Tech-None. Virginia-None.
 Attendance: 13809

Score by periods	1st	2nd	Total
Georgia Tech	16	12	28
Virginia	28	29	57

	Points	In Paint	T/O	Chance	Fast Break	Bench
Georgia Tech	20	0	4	2	10	
VA	26	4	5	2	25	

Last FG - GT 2nd-00:55, VA 2nd-01:25. Score tied - 1 time.
 Largest lead - GT None, VA by 33 2nd-03:48. Lead changed - 0 times.
 GT led for 00:00. VA led for 37:33. Game was tied for 01:55.



Official Basketball Box Score -- Game Totals -- Final Statistics
Boston College vs Georgia Tech
 1/25/15 1 p.m. at McCamish Pavilion, Atlanta, Ga.

Boston College 64 • 9-9, 1-5

##	Player	Total			3-Ptr			Rebounds			PF	TP	A	TO	Blk	Stl	Min
		FG	FGA	FT	FTA	Off	Def	Tot									
11	Maqarity, Will	r	4-6	1-3	0-1	3	2	5	4	9	2	1	1	1	0	28	
01	Batten, Dimitri	g	1-5	0-2	0-0	0	3	3	3	2	0	1	0	1	0	25	
21	Hanlan, Olivier	g	9-18	4-5	3-4	1	6	7	2	25	2	6	0	0	0	38	
22	Brown, Aaron	g	3-11	2-6	3-4	0	1	1	4	11	2	2	0	1	0	34	
33	Hackmann, Patrick	g	4-6	1-2	3-4	0	2	2	1	12	2	0	0	2	0	32	
00	Owens, Garland	g	1-2	1-1	0-0	0	3	3	3	3	0	1	1	0	0	15	
04	Odlo, Eddie	g	1-2	0-1	0-0	1	0	1	1	2	2	0	0	0	0	14	
13	Cain Carney, John	g	0-0	0-0	0-0	0	2	2	1	0	1	0	0	1	0	13	
23	Dragicevich, Alex	g	0-0	0-0	0-0	0	0	0	0	0	0	1	0	0	0	1	
	Team					2	1	3									
	Totals		23-50	9-20	9-13	7	20	27	19	64	11	12	2	6	0	200	

FG % 1st Half: 10-28 35.7% 2nd half: 13-22 59.1% Game: 23-50 46.0% Deadball Rebounds 2,3
 3FG % 1st Half: 4-12 33.3% 2nd half: 5-8 62.5% Game: 9-20 45.0%
 FT % 1st Half: 2-3 66.7% 2nd half: 7-10 70.0% Game: 9-13 69.2%

Georgia Tech 62 • 9-10, 0-7

##	Player	Total			3-Ptr			Rebounds			PF	TP	A	TO	Blk	Stl	Min
		FG	FGA	FT	FTA	Off	Def	Tot									
03	Georges-Hunt, Marcus	r	7-13	1-2	5-7	2	7	9	0	20	4	2	0	0	0	37	
13	Sampson, Robert	r	0-2	0-2	2-3	3	6	9	2	2	1	0	1	0	0	18	
04	Cox, Demarco	c	2-4	0-0	0-0	3	0	3	4	4	0	1	1	0	0	19	
02	Bolden, Chris	g	3-9	2-6	1-2	0	3	3	2								



Official Basketball Box Score -- Game Totals -- Final Statistics
NC State vs Georgia Tech
 1/31/15 12 p.m. at McCamish Pavilion, Atlanta, Ga.

NC State 81 • 14-9, 5-5

##	Player	Total			3-Ptr			Rebounds			PF	TP	A	TO	Blk	Stl	Min
		FG-FGA	FG-FGA	FT-FTA	FG-FGA	FG-FGA	FT-FTA	Off	Def	Tot							
32	Washington, Kyle	r	5-12	0-0	4-4	2	3	5	4	14	1	1	1	0	0	35	
00	Abu, Abdul-Malik	g	3-5	0-0	1-6	0	5	5	5	7	3	2	1	1	22		
01	Lacey, Trevor	g	8-17	3-8	0	0	6	6	2	19	4	0	0	1	41		
12	Barber, Anthony	g	9-12	4-5	1-1	2	1	3	2	23	7	1	0	2	45		
22	Turner, Ralston	g	2-11	2-7	5-7	0	1	1	4	11	3	1	0	0	31		
05	Lee, Desmond	g	0-0	0-0	0-0	0	0	0	0	0	0	0	0	1	6		
10	Freeman, Lennard	g	1-1	0-0	0-0	0	1	1	1	2	0	1	1	0	23		
14	Martin, Caleb	g	1-1	1-1	0-0	0	0	0	0	3	0	1	2	0	6		
15	Martin, Cody	g	1-3	0-1	0-0	0	1	1	2	1	0	1	0	0	6		
21	Any, Beejay	g	0-0	0-0	0-0	1	1	2	1	0	0	0	0	0	10		
Team						2	5	7		8	1	8	5	5	225		
Totals			30-62	10-22	11-19	7	24	31	20	81	19	8	5	5	225		

FG % 1st Half: 16-31 51.6% 2nd half: 9-24 37.5% OT: 5-7 71.4% Game: 30-62 48.4% Deadball Rebounds 5
 3FG % 1st Half: 6-13 46.2% 2nd half: 2-5 40.0% OT: 2-4 50.0% Game: 10-22 45.5%
 FT % 1st Half: 2-4 50.0% 2nd half: 8-13 61.5% OT: 1-2 50.0% Game: 11-19 57.9%

Georgia Tech 80 • 10-11, 1-8

##	Player	Total			3-Ptr			Rebounds			PF	TP	A	TO	Blk	Stl	Min
		FG-FGA	FG-FGA	FT-FTA	FG-FGA	FG-FGA	FT-FTA	Off	Def	Tot							
03	Georges-Hunt, Marcus	r	7-15	1-3	8-9	2	5	7	3	23	3	2	0	1	39		
13	Sampson, Robert	r	3-7	1-3	0-0	3	5	8	2	7	0	1	0	0	19		
04	Cox, Demarco	c	5-16	0-0	2-2	8	2	10	2	12	0	1	0	1	36		
02	Bolden, Chris	g	1-7	1-5	0-0	0	3	3	0	3	0	1	0	0	28		
10	Jorgenson, Travis	g	5-7	2-2	2-2	1	1	2	0	14	4	2	1	0	31		
00	Mitchell, Charles	g	7-13	0-0	4-5	4	7	11	0	18	0	1	0	2	35		
01	Jackson, Tadic	g	0-2	0-2	0-0	0	0	0	1	0	1	0	0	0	5		
05	Heyward, Corey	g	0-0	0-0	0-0	0	0	0	4	0	1	1	0	1	9		
11	Heath, Josh	g	1-4	0-1	1-1	0	3	3	3	3	2	0	0	0	14		
12	Stephens, Quinton	g	0-2	0-1	0-2	2	1	3	1	0	3	2	0	0	9		
Team						2	0	2									
Totals			29-73	5-17	17-21	22	27	49	16	80	14	11	1	5	225		

FG % 1st Half: 11-32 34.4% 2nd half: 15-33 45.5% OT: 3-8 37.5% Game: 29-73 39.7% Deadball Rebounds 3
 3FG % 1st Half: 3-10 30.0% 2nd half: 2-6 33.3% OT: 0-1 0.0% Game: 5-17 29.4%
 FT % 1st Half: 6-7 85.7% 2nd half: 5-5 100.0% OT: 6-9 66.7% Game: 17-21 81.0%

Officials: Tim Nestor, Tim Kelly, William Humes
 Technical fouls: NC State-None. Georgia Tech-None.
 Attendance: 6384
 Time of Game: 2:18

Score by periods	1st	2nd	OT	Total
NC State	40	28	13	81
Georgia Tech	31	37	12	80

Points	In	Off	2nd	Fast	Bench
ST	30	13	4	12	7
GT	38	6	21	17	21

Last FG - ST 00-00:01, GT 02-02:09.
 Largest lead - ST by 14 1st-14:00, GT by 6 2nd-07:38.
 ST led for 29:45. GT led for 11:44. Game was tied for 03:30.

Score tied - 7 times.
 Lead changed - 4 times.



Official Basketball Box Score -- Game Totals -- Final Statistics
Georgia Tech vs Duke
 2/4/15 7:01 pm at Cameron Indoor Stadium (Durham, N.C.)

Georgia Tech 66 • 10-12 (1-9)

##	Player	Total			3-Ptr			Rebounds			PF	TP	A	TO	Blk	Stl	Min
		FG-FGA	FG-FGA	FT-FTA	FG-FGA	FG-FGA	FT-FTA	Off	Def	Tot							
03	Georges-Hunt, Marcus	r	4-9	2-2	4-5	3	6	9	3	14	2	4	0	0	3	35	
13	Sampson, Robert	r	1-2	0-0	0-1	1	5	6	2	2	1	2	1	0	22		
04	Cox, Demarco	c	5-12	0-0	0-2	0	4	4	3	10	0	2	0	0	33		
02	Bolden, Chris	g	6-9	4-6	0-0	0	2	2	3	16	1	2	1	1	33		
10	Jorgenson, Travis	g	3-5	0-0	0-0	0	0	0	3	6	3	3	0	1	23		
00	Mitchell, Charles	g	2-5	0-0	0-0	1	1	2	3	4	1	1	1	0	18		
01	Jackson, Tadic	g	2-6	2-3	1-2	0	0	0	1	7	0	0	0	0	9		
11	Heath, Josh	g	1-4	0-0	1-2	0	0	0	1	3	2	0	0	2	17		
12	Stephens, Quinton	g	1-2	0-0	0-0	1	1	2	0	2	1	0	0	0	4		
44	Lammers, Ben	g	1-2	0-0	0-0	1	3	4	1	2	0	0	0	0	6		
Team						3	1	4									
Totals			26-56	8-11	6-12	10	23	33	20	66	11	14	3	7	200		

FG % 1st Half: 15-28 53.6% 2nd half: 11-28 39.3% Game: 26-56 46.4% Deadball Rebounds 0
 3FG % 1st Half: 3-5 60.0% 2nd half: 5-6 83.3% Game: 8-11 72.7%
 FT % 1st Half: 1-3 33.3% 2nd half: 5-9 55.6% Game: 6-12 50.0%

Duke 72 • 19-3 (6-3)

##	Player	Total			3-Ptr			Rebounds			PF	TP	A	TO	Blk	Stl	Min
		FG-FGA	FG-FGA	FT-FTA	FG-FGA	FG-FGA	FT-FTA	Off	Def	Tot							
12	Justise Winslow	r	5-6	1-1	4-7	3	7	10	3	15	3	1	2	2	26		
21	Amile Jefferson	r	3-4	0-0	0-0	1	4	5	4	6	1	0	0	1	33		
15	Jahill Okafor	c	5-12	0-0	4-8	3	5	8	3	14	0	3	2	1	37		
02	Quinn Cook	g	6-14	1-8	4-5	0	3	3	1	17	4	0	0	1	33		
05	Tyus Jones	g	3-10	2-4	1-2	0	2	2	2	9	5	4	0	3	38		
03	Grayson Allen	g	0-1	0-1	0-0	1	0	1	0	0	0	0	0	0	3		
13	Matt Jones	g	4-9	1-4	2-2	3	2	5	0	11	0	1	0	1	22		
40	Marshall Plumlee	g	0-1	0-0	0-0	1	1	2	3	0	0	0	0	0	8		
Team						2	2	4									
Totals			26-57	5-18	15-24	14	26	40	16	72	13	10	4	9	200		

FG % 1st Half: 15-34 44.1% 2nd half: 11-23 47.8% Game: 26-57 45.6% Deadball Rebounds 3
 3FG % 1st Half: 3-11 27.3% 2nd half: 2-7 28.6% Game: 5-18 27.8%
 FT % 1st Half: 5-7 71.4% 2nd half: 10-17 58.8% Game: 15-24 62.5%

Officials: Bryan Kersey, Mike Eades, Joe Lindsay
 Technical fouls: Georgia Tech-None. Duke-None.
 Attendance: 9314

Score by periods	1st	2nd	Total
Georgia Tech	34	32	66
Duke	38	34	72

Points	In	Off	2nd	Fast	Bench
GT	30	13	11	8	18
DU	40	20	17	12	11

Last FG - GT 2nd-00:18, DU 2nd-03:21.
 Largest lead - GT by 5 1st-16:01, DU by 10 1st-05:15.
 GT led for 05:35. DU led for 31:54. Game was tied for 02:26.

Score tied - 3 times.
 Lead changed - 2 times.



Official Basketball Box Score -- Game Totals -- Final Statistics
Wake Forest vs Georgia Tech
 2/7/15 12 p.m. at McCamish Pavilion, Atlanta, Ga.

Wake Forest 59 • 11-13, 3-8 ACC

##	Player	Total			3-Ptr			Rebounds			PF	TP	A	TO	Blk	Stl	Min
		FG-FGA	FG-FGA	FT-FTA	FG-FGA	FG-FGA	FT-FTA	Off	Def	Tot							
02	Thomas, Devin	r	3-9	0-0	0-0	1	4	5	0	6	2	4	0	0	19		
33	Rountree, Aaron	r	0-2	0-0	0-0	2	1	3	2	0	0	0	0	0	12		
44	Mitoglou, Dinos	g	5-9	3-5	2-2	2	4	6	1	15	0	0	0	1	25		
00	Miller-McIntyre, Codi	g	3-10	0-2	1-1	2	3	5	2	7	3	2	0	2	32		
10	Wilbekin, Mitchell	g	1-6	1-6	0-0	0	3	3	2	3	2	0	0	1	30		
01	Jones, Madison	g	0-5	0-0	0-0	0	3	3	1	0	4	2	0	0	21		
04	Green, Daniel	g	0-0	0-0	1-2	1	0	1	0	1	0	0	0	0	1		
13	Leonard, Darius	g	1-5	0-3	0-0	0	1	1	0	2	0	0	0	0	12		
23	Watson, Rondale	g	0-1	0-1	0-0	0	0	0	0	0	0	0	0	0	3		
25	Hudson, Cornelius	g	4-13	3-9	8-10	1	1	2	2	19	1	1	0	0	26		
31	Washington, Andre	g	2-4	0-0	2-2	2	0	2	4	6	0	0	4	0	15		
51	O'Brien, Grant	g	0-0	0-0	0-0	0	0	0	0	0	0	0	0	0	3		
52	Niedrich, Doug	g	0-0	0-0	0-0	0	0	0	0	0	0	0	0	0	1		
Team						1	1	2									
Totals			19-64	7-26	14-17	12	21	33	14	59	12	9	4	4	200		

FG % 1st Half: 6-30 20.0% 2nd half: 13-34 38.2% Game: 19-64 29.7% Deadball Rebounds 1.3
 3FG % 1st Half: 3-12 25.0% 2nd half: 4-14 28.6% Game: 7-26 26.9%
 FT % 1st Half: 7-9 77.8% 2nd half: 7-8 87.5% Game: 14-17 82.4%

Georgia Tech 73 • 11-12, 2-9 ACC

##	Player	Total			3-Ptr			Rebounds			PF	TP	A	TO	Blk	Stl	Min
----	--------	-------	--	--	-------	--	--	----------	--	--	----	----	---	----	-----	-----	-----



Florida State 57 • 14-12; 6-7 ACC

##	Player	Total		3-Ptr		Rebounds			PF	TP	A	TO	Blk	Stl	Min
		FG-FGA	FG-FGA	FT-FTA	Off	Def	Tot								
00	Cofer, Phil	0-5	0-0	0-0	1	2	3	2	0	0	0	0	0	0	17
50	Ojo, Michael	0-0	0-0	0-0	0	2	2	3	0	0	0	1	0	0	9
01	Bookert, Devon	2-6	1-4	2-2	0	3	3	2	7	6	4	0	1	0	40
22	Rathan-Mayes, Xavier	9-17	2-5	0-1	0	6	6	2	20	2	5	0	1	1	38
32	Brandon, Montay	1-5	0-1	1-2	0	8	8	2	3	3	4	1	0	0	38
05	Smith, Jarquez	6-8	1-2	2-3	2	4	6	1	15	1	2	3	0	0	22
11	Turpin, Kiel	3-5	0-0	0-0	2	4	6	2	6	0	2	1	0	0	15
15	Bojanovsky, Boris	1-2	0-0	4-4	1	0	1	0	6	1	0	3	1	1	16
24	Berwick, Robbie	0-0	0-0	0-0	0	0	0	1	0	0	1	0	0	0	2
40	Allen, Brandon	0-0	0-0	0-0	0	0	0	1	0	0	0	0	1	0	3
	Team				0	0	0								
	Totals	22-48	4-12	9-12	6	29	35	16	57	13	18	9	4	0	200

FG % 1st Half: 14-29 48.3% 2nd half: 8-19 42.1% Game: 22-48 45.8% Deadball Rebounds 0.2
 3FG % 1st Half: 3-9 33.3% 2nd half: 1-3 33.3% Game: 4-12 33.3%
 FT % 1st Half: 1-2 50.0% 2nd half: 8-10 80.0% Game: 9-12 75.0%

Georgia Tech 53 • 11-14, 2-11 ACC

##	Player	Total		3-Ptr		Rebounds			PF	TP	A	TO	Blk	Stl	Min
		FG-FGA	FG-FGA	FT-FTA	Off	Def	Tot								
03	Georges-Hunt, Marcus	6-11	2-3	3-5	3	6	9	2	17	5	2	0	1	0	34
13	Sampson, Robert	1-7	0-3	0-2	2	7	9	1	2	0	1	1	2	0	24
04	Cox, Demarco	5-8	0-0	2-3	0	2	2	2	12	0	2	1	0	0	31
02	Bolden, Chris	2-7	1-4	0-0	0	2	2	1	5	1	0	0	1	1	30
10	Jorgenson, Travis	2-5	0-1	0-0	0	0	0	1	4	5	2	0	1	1	25
00	Mitchell, Charles	3-8	0-0	2-3	3	2	5	5	8	0	1	0	1	0	21
01	Jackson, Tadic	0-5	0-2	0-0	0	0	0	1	0	0	0	0	0	0	10
11	Heath, Josh	0-2	0-0	0-0	0	1	1	0	0	5	1	0	2	1	15
12	Stephens, Quinton	2-6	0-2	1-1	0	2	2	1	5	0	1	1	0	0	10
	Team				4	0	4								
	Totals	21-59	3-15	8-14	12	22	34	14	53	16	11	3	8	0	200

FG % 1st Half: 9-28 32.1% 2nd half: 12-31 38.7% Game: 21-59 35.6% Deadball Rebounds 1.1
 3FG % 1st Half: 1-6 16.7% 2nd half: 2-9 22.2% Game: 3-15 20.0%
 FT % 1st Half: 4-6 66.7% 2nd half: 4-8 50.0% Game: 8-14 57.1%

Officials: Tony Greene, Tim Kelly, Raymond Styons
 Technical fouls: Florida State-None. Georgia Tech-None.
 Attendance: 6317

Score by periods	1st	2nd	Total	Points	In	Off	2nd	Fast	Bench
Florida State	32	25	57	FS	22	4	4	10	27
Georgia Tech	23	30	53	GT	32	19	8	19	13

Last FG - FS 2nd-00:54, GT 2nd-04:10.
 Largest lead - FS by 9 1st-00:47, GT by 5 2nd-03:31.
 FS led for 21:33. GT led for 12:28. Game was tied for 05:38.
 Score tied - 6 times.
 Lead changed - 13 times.



Clemson 52 • 15-11, 7-7 ACC

##	Player	Total		3-Ptr		Rebounds			PF	TP	A	TO	Blk	Stl	Min
		FG-FGA	FG-FGA	FT-FTA	Off	Def	Tot								
05	Blossomgame, Jaron	5-11	0-1	0-0	3	4	7	2	10	0	2	1	0	0	30
15	Grantham, Donte	1-6	1-2	0-0	1	2	3	3	0	2	0	1	0	1	25
35	Nnok, Landry	3-10	0-0	2-2	1	4	5	1	8	2	1	2	2	1	31
12	Hall, Rod	2-6	0-2	4-5	0	1	1	1	8	3	2	0	1	1	37
20	Roper, Jordan	3-9	0-4	0-0	0	3	2	6	1	3	0	1	0	1	25
01	Ajukwa, Austin	4-6	1-2	1-3	2	1	3	5	10	1	1	1	1	3	14
10	Devoe, Gabe	0-0	0-0	0-0	0	0	0	0	0	0	0	0	0	0	1
21	Harrison, Damarcus	2-7	2-4	1-2	0	1	1	2	7	0	0	0	0	0	20
33	Smith, Josh	0-0	0-0	0-0	1	2	3	0	0	0	3	0	0	0	8
50	Djittle, Sidy	0-0	0-0	0-0	0	1	1	0	0	0	1	1	0	1	9
	Team				2	0	2								
	Totals	20-55	4-15	8-12	10	19	29	16	52	7	14	5	9	0	200

FG % 1st Half: 10-27 37.0% 2nd half: 10-28 35.7% Game: 20-55 36.4% Deadball Rebounds 3.1
 3FG % 1st Half: 1-7 14.3% 2nd half: 3-8 37.5% Game: 4-15 26.7%
 FT % 1st Half: 0-1 0.0% 2nd half: 8-11 72.7% Game: 8-12 66.7%

Georgia Tech 63 • 12-14, 3-11 ACC

##	Player	Total		3-Ptr		Rebounds			PF	TP	A	TO	Blk	Stl	Min
		FG-FGA	FG-FGA	FT-FTA	Off	Def	Tot								
03	Georges-Hunt, Marcus	5-8	1-2	0-0	0	4	4	1	11	0	4	0	1	0	34
13	Sampson, Robert	3-7	1-2	0-0	4	6	10	3	7	1	1	3	0	0	26
04	Cox, Demarco	6-8	0-0	0-2	3	6	9	1	12	2	3	0	1	0	32
01	Jackson, Tadic	2-8	0-1	0-2	2	6	2	1	4	5	1	1	1	1	29
10	Jorgenson, Travis	0-3	0-1	1-2	0	2	2	0	1	2	4	0	0	0	20
00	Mitchell, Charles	2-7	0-0	2-2	1	2	3	4	6	1	0	0	0	0	12
05	Heyward, Corey	1-2	0-0	0-0	0	1	1	1	2	1	0	0	0	0	7
11	Heath, Josh	4-5	0-0	6-6	0	1	1	1	14	3	0	0	3	22	
12	Stephens, Quinton	2-6	2-5	0-0	0	2	2	1	6	0	1	0	1	0	17
44	Lammers, Ben	0-0	0-0	0-2	1	0	1	0	0	0	0	0	0	0	3
	Team				2	1	3								
	Totals	25-54	4-11	9-16	13	25	38	13	63	15	15	4	7	0	202

FG % 1st Half: 10-24 41.7% 2nd half: 15-30 50.0% Game: 25-54 46.3% Deadball Rebounds 3.1
 3FG % 1st Half: 1-4 25.0% 2nd half: 3-7 42.9% Game: 4-11 36.4%
 FT % 1st Half: 2-6 33.3% 2nd half: 7-10 70.0% Game: 9-16 56.3%

Officials: Mike Eades, Jeffery Anderson, Tim Clougherty
 Technical fouls: Clemson-None. Georgia Tech-None.
 Attendance: 5653

Score by periods	1st	2nd	Total	Points	In	Off	2nd	Fast	Bench
Clemson	21	31	52	CU	20	18	7	9	17
Georgia Tech	23	40	63	GT	40	20	6	14	28

Last FG - CU 2nd-00:38, GT 2nd-02:02.
 Largest lead - CU None, GT by 18 2nd-04:56.
 CU led for 00:00. GT led for 36:46. Game was tied for 02:05.
 Score tied - 3 times.
 Lead changed - 0 times.



Georgia Tech 60 • 12-15, 3-12 ACC

##	Player	Total		3-Ptr		Rebounds			PF	TP	A	TO	Blk	Stl	Min
		FG-FGA	FG-FGA	FT-FTA	Off	Def	Tot								
03	Georges-Hunt, Marcus	5-10	2-4	3-3	1	1	2	2	15	1	4	0	0	0	25
04	Cox, Demarco	2-7	0-0	1-4	1	0	1	0	5	1	0	0	1	0	22
13	Sampson, Robert	1-3	0-1	1-2	1	3	4	2	3	1	3	0	0	0	18
01	Jackson, Tadic	3-8	1-3	2-6	2	2	4	1	9	1	0	1	0	0	22
10	Jorgenson, Travis	1-6	1-2	0-0	0	1	1	0	3	5	3	0	1	0	20
00	Mitchell, Charles	2-5	0-0	1-2	0	2	2	2	5	0	0	0	0	0	16
05	Heyward, Corey	0-1	0-1	0-0	0	0	0	0	0	0	0	0	0	0	8
11	Heath, Josh	1-4	0-0	0-0	0	1	1	1	2	2	0	0	0	0	18
12	Stephens, Quinton	4-10	2-5	0-0	1	3	4	0	10	1	1	0	3	25	
32	Doyle, Brooks	0-0	0-0	0-0	0	0	0	0	0	0	0	0	0	0	2
34	Gueye, Abdoulaye	1-1	0-0	0-0	0	1	1	0	2	0	0	1	0	0	8
44	Lammers, Ben	3-5	0-0	0-0	2	2	4	2	6	1	0	1	1	1	16
	Team				3	2	5								
	Totals	23-60	6-16	8-17	11	18	29	10	60	13	11	3	6	0	200

FG % 1st Half: 10-33 30.3% 2nd half: 13-27 48.1% Game: 23-60 38.3% Deadball Rebounds 4
 3FG % 1st Half: 4-9 44.4% 2nd half: 2-7 28.6% Game: 6-16 37.5%
 FT % 1st Half: 5-7 71.4% 2nd half: 3-10 30.0% Game: 8-17 47.1%

North Carolina 89 • 19-8, 9-5 ACC

##	Player	Total		3-Ptr		Rebounds			PF	TP	A	TO	Blk	Stl	Min
		FG-FGA	FG-FGA	FT-FTA	Off	Def	Tot								
03	Meeeks, Kennedy	8-13	0-0	2-3	1	5	6	2	18	1	0	3	2	25	
11	Johnson, Brice	7-10	0-0	2-2	1	4	5	1	16	0	1	1	0	20	
13	Tokoto, JP	6-9	0-0	0-2	0	6	6	1	12	5	2	0	1	30	
44	Jackson, Justin	5-10	1-2	0-0	1	5	6	2	11	5	1	1	2	34	
05	Paige, Marcus	5-8	3-5	0-0	1	3	4	3	13	10	0	0	4	31	
00	Britt, Nate	1-2	1-2	0-0	0	1	1	0	3	4	2	0	1	23	
21	Simmons, Jackson	1-1	0-0	0-0	0	0	0	1	2	1	0	0	0	7	
22	Hicks, Isaiah	4-4	0-0	4-4	0	1	1	1	12	1	0	0	1	13	
25	Coleman, Justin	0-0	0-0	0-0	0	0	0	0	0	0	1	0	0	2	
42	James, Joel	1-4	0-0	0-0	1	2	3	2	2	0	0	0	0	15	
	Team				2	3	5								
	Totals	38-61	5-9	8-11	7	30	37	13	89	26	8	5	11	0	200

FG % 1st Half: 19-31 61.3% 2nd half: 19-30 63.3% Game: 38-61 62.3% Deadball Rebounds 1.1
 3FG % 1st Half: 3-5 60.0% 2nd half: 2-4 50.0% Game: 5-9 55.6%
 FT % 1st Half: 2-3 66.7% 2nd half: 6-8 75.0% Game: 8-11 72.7%



Official Basketball Box Score -- Game Totals -- Final Statistics
Georgia Tech vs Clemson
 2/28/15 12:00 PM at Clemson, SC (Littlejohn Coliseum)

Georgia Tech 63 • 12-17, 3-14 ACC

##	Player	Total			3-Ptr			Rebounds			PF	TP	A	TO	Blk	Stl	Min
		FG-FGA	FG-FGA	FT-FTA	Off	Def	Tot	Off	Def	Tot							
03	Georges-Hunt, Marcus	6-15	1-5	7-8	5	4	9	1	20	6	1	0	3			41	
13	Sampson, Robert	2-7	1-3	1-2	6	7	13	2	6	0	0	1	1			32	
04	Cox, Demarco	2-6	0-0	0-1	1	1	2	2	4	0	1	1	0			34	
01	Jackson, Tadic	4-12	2-7	2-7	1	2	3	5	12	1	2	0	1			30	
10	Jorgenson, Travis	2-4	1-2	0-0	0	0	0	1	5	3	3	0	2			23	
00	Mitchell, Charles	1-6	0-0	1-2	4	1	5	2	3	0	3	0	1			13	
05	Heyward, Corey	1-1	0-0	1-1	0	2	2	1	3	0	0	0	0			12	
11	Heath, Josh	2-7	1-2	3-4	1	1	2	3	8	0	2	0	1			23	
12	Stephens, Quinton	1-5	0-3	0-0	0	0	0	4	2	0	1	0	0			14	
44	Lammers, Ben	0-0	0-0	0-0	0	0	0	0	0	0	0	0	0			3	
	Team				3	0	3										
Totals		21-63	6-22	15-25	21	18	39	21	63	10	13	1	9			225	
FG % 1st Half:		4-24	16.7%	2nd half:	16-29	55.2%	OT:	1-10	10.0%	Game:	21-63	33.3%	Deadball Rebounds				
3FG % 1st Half:		2-10	20.0%	2nd half:	4-10	40.0%	OT:	0-2	0.0%	Game:	6-22	27.3%	4				
FT % 1st Half:		6-10	60.0%	2nd half:	8-13	61.5%	OT:	1-2	50.0%	Game:	15-25	60.0%					

Clemson 70 • 16-12, 8-8 ACC

##	Player	Total			3-Ptr			Rebounds			PF	TP	A	TO	Blk	Stl	Min
		FG-FGA	FG-FGA	FT-FTA	Off	Def	Tot	Off	Def	Tot							
05	Blossomgame, Jaron	7-11	1-2	4-5	1	8	9	2	19	1	3	1	1			39	
15	Grantham, Donte	3-6	0-0	1-2	0	4	4	3	7	1	3	1	2			28	
35	Nnoko, Landry	4-5	0-0	0-0	1	4	5	3	8	1	2	5	0			30	
12	Hall, Rod	5-9	1-3	4-5	0	3	3	3	15	4	4	0	0			41	
21	Harrison, Damarcus	2-5	2-5	9-11	1	2	3	5	15	1	1	0	1			26	
01	Ajukwa, Austin	1-3	0-1	4-4	0	3	3	1	6	1	1	1	3			22	
10	Devove, Gabe	0-1	0-1	0-0	0	0	0	0	0	0	0	0	0			4	
20	Roper, Jordan	0-1	0-0	0-0	0	1	1	0	0	0	1	0	1			14	
33	Smith, Josh	0-2	0-0	0-0	3	1	4	2	0	0	0	0	0			17	
50	Djitte, Sidy	0-0	0-0	0-0	0	0	0	4	0	2	0	0	0			4	
	Team				0	1	1			1							
Totals		22-43	4-12	22-27	6	27	33	23	70	9	18	8	8			225	
FG % 1st Half:		11-22	50.0%	2nd half:	9-17	52.9%	OT:	2-4	50.0%	Game:	22-43	51.2%	Deadball Rebounds				
3FG % 1st Half:		3-7	42.9%	2nd half:	1-5	20.0%	OT:	0-0	0.0%	Game:	4-12	33.3%	3				
FT % 1st Half:		10-13	76.9%	2nd half:	6-6	100.0%	OT:	6-8	75.0%	Game:	22-27	81.5%					

Officials: Bryan Kersey, Raymond Styons, Tim Kelly
 Technical fouls: Georgia Tech-None. Clemson-None.
 Attendance: 8553

Score by periods	1st	2nd	OT	Total
Georgia Tech	16	44	3	63
Clemson	35	25	10	70

	Points	In Paint	Off T/O	2nd Chance	Fast Break	Bench
GT	22	21	15	2	16	
CU	28	18	5	0	6	

Last FG - GT 01:24, CU 01:17.
 Largest lead - GT None, CU by 23 1st-04:59.
 GT led for 00:00, CU led for 42:30. Game was tied for 02:29.

Score tied - 1 time.
 Lead changed - 0 times.



Official Basketball Box Score -- Game Totals -- Final Statistics
North Carolina vs Georgia Tech
 3/3/15 7 p.m. at McCamish Pavilion, Atlanta, Ga.

North Carolina 81 • 21-9, 11-6 ACC

##	Player	Total			3-Ptr			Rebounds			PF	TP	A	TO	Blk	Stl	Min
		FG-FGA	FG-FGA	FT-FTA	Off	Def	Tot	Off	Def	Tot							
03	Meeks, Kennedy	3-6	0-0	2-2	3	2	5	4	8	2	3	2	0			19	
11	Johnson, Brice	1-9	0-0	0-0	1	8	9	2	2	0	0	4	0			29	
13	Tokoto, JP	4-6	0-0	0-3	0	6	6	2	8	3	2	1	3			20	
05	Paige, Marcus	3-6	1-4	0-0	0	1	1	1	7	4	2	1	6			30	
44	Jackson, Justin	6-10	0-4	1-2	2	3	5	0	13	3	0	0	0			29	
00	Britt, Nate	3-6	1-4	2-2	0	2	2	3	9	2	0	0	1			14	
01	Pinson, Theo	2-3	1-1	0-0	0	1	1	1	5	0	0	0	0			2	
02	II, Joel Berry	5-8	3-5	2-2	0	1	1	0	15	2	1	0	0			20	
04	Davis, Luke	0-0	0-0	0-0	0	0	0	0	0	0	0	0	0			1	
21	Simmons, Jackson	0-0	0-0	0-0	0	0	0	0	0	0	0	0	0			2	
22	Hicks, Isiah	4-4	0-0	0-0	1	0	1	3	8	0	3	0	0			9	
25	Coleman, Justin	0-0	0-0	0-0	0	0	0	0	0	0	0	0	0			2	
42	James, Joel	3-6	0-0	0-0	2	1	3	2	6	0	0	0	0			19	
43	Dalton, Spenser	0-0	0-0	0-0	0	0	0	0	0	0	0	0	0			1	
45	White, Stillman	0-0	0-0	0-0	1	0	1	0	0	0	0	0	0			3	
	Team				1	3	4										
Totals		34-64	6-18	7-11	11	28	39	18	81	17	11	8	11			200	
FG % 1st Half:		17-36	47.2%	2nd half:	17-28	60.7%	Game:	34-64	53.1%	Deadball Rebounds							
3FG % 1st Half:		4-11	36.4%	2nd half:	2-7	28.6%	Game:	6-18	33.3%	1,1							
FT % 1st Half:		1-2	50.0%	2nd half:	6-9	66.7%	Game:	7-11	63.6%								

Georgia Tech 49 • 12-18, 3-15 ACC

##	Player	Total			3-Ptr			Rebounds			PF	TP	A	TO	Blk	Stl	Min
		FG-FGA	FG-FGA	FT-FTA	Off	Def	Tot	Off	Def	Tot							
03	Georges-Hunt, Marcus	0-0	0-0	0-0	0	0	0	0	0	0	0	0	0			3	
13	Sampson, Robert	1-5	0-3	2-6	4	1	5	1	4	1	1	1	1			23	
04	Cox, Demarco	7-11	0-0	0-1	3	5	8	2	14	0	2	0	1			30	
01	Jackson, Tadic	3-15	1-7	2-2	2	5	7	2	9	3	1	0	0			34	
10	Jorgenson, Travis	0-5	0-3	1-2	0	1	1	1	1	4	3	0	2			30	
00	Mitchell, Charles	6-10	0-0	4-5	4	4	8	1	16	0	4	0	0			24	
05	Heyward, Corey	0-1	0-0	0-0	0	1	1	0	0	2	0	0	0			6	
11	Heath, Josh	1-3	0-0	0-0	1	1	2	1	2	0	2	0	0			14	
31	Peek, Aaron	0-0	0-0	0-0	0	0	0	0	0	0	1	0	0			2	
32	Doyle, Brooks	0-2	0-2	0-0	0	1	1	2	0	0	0	0	0			13	
34	Gueye, Abdoulaye	0-1	0-1	0-2	0	1	1	0	0	0	0	0	1			8	
44	Lammers, Ben	1-5	0-0	1-1	1	0	1	0	3	0	0	1	1			13	
	Team				1	2	3										
Totals		19-58	1-16	10-19	16	22	38	11	49	8	18	2	6			200	
FG % 1st Half:		10-26	38.5%	2nd half:	9-32	28.1%	Game:	19-58	32.8%	Deadball Rebounds							
3FG % 1st Half:		0-6	0.0%	2nd half:	1-10	10.0%	Game:	1-16	6.3%	3							
FT % 1st Half:		1-3	33.3%	2nd half:	9-16	56.3%	Game:	10-19	52.6%								

Officials: Mike Eades, Michael Roberts, Lamar Simpson
 Technical fouls: North Carolina-None. Georgia Tech-None.
 Attendance: 6913

Score by periods	1st	2nd	Total
North Carolina	39	42	81
Georgia Tech	21	28	49

	Points	In Paint	Off T/O	2nd Chance	Fast Break	Bench
NC	36	25	16	22	43	
GT	34	14	11	6	21	

Last FG - NC 2nd-00:24, GT 2nd-01:43.
 Largest lead - NC by 32 2nd-00:24, GT None.
 NC led for 39:38, GT led for 00:00. Game was tied for 00:21.

Score tied - 0 times.
 Lead changed - 0 times.



Official Basketball Box Score -- Game Totals -- Final Statistics
Georgia Tech vs Boston College
 3/10/15 1 p.m. at Greensboro Coliseum

Georgia Tech 65 • 12-19

##	Player	Total			3-Ptr			Rebounds			PF	TP	A	TO	Blk	Stl	Min
		FG-FGA	FG-FGA	FT-FTA	Off	Def	Tot	Off	Def	Tot							
04	Cox, Demarco	4-10	0-0	1-1	5	4	9	3	9	1	3	1	0			32	
12	Stephens, Quinton	1-12	0-9	3-4	2	6	8	2	5	0	0	0	0			28	
13	Sampson, Robert	4-6	1-1	3-4	4	3	7	3	12	2	0						