



GEORGIA TECH BASKETBALL 2015-16

ACC Champions 1985, 1990, 1993 • Final Four 1990, 2004 • 16 NCAA Tournament appearances

2015-16 SCHEDULE & RESULTS

N13	CORNELL	W, 116-81
N16	TENNESSEE	W, 69-67
N19	GREEN BAY*	W, 107-77
N22	EAST TENNESSEE STATE*	L, 68-69
N26	vs. Arkansas*	W, 83-73
N27	vs. Villanova* (8/9)	L, 52-69
D1	WOFFORD	W, 77-61
D5	at Tulane	W, 76-68
D15	VCU	W, 77-64
D19	at Georgia	L, 61-75
D21	SOUTHEASTERN LOUISIANA	W, 75-62
D23	COLGATE	W, 76-60
D29	DUQUESNE	W, 73-67
J2	at North Carolina (7/8)	L, 78-86
J6	at Pittsburgh (24/21)	L, 84-89
J9	VIRGINIA (4/4)	W, 68-64
J13	at Notre Dame	L, 64-72
J16	VIRGINIA TECH	L, 77-78
J23	LOUISVILLE (17/16)	L, 71-75
J27	at NC State	W, 90-83
J30	at Syracuse	L, 57-60
F2	DUKE (rv/rv)	L, 71-80
F7	MIAMI (17/15)	L, 68-75
F10	WAKE FOREST	W, 71-66
F13	at Clemson	L, 52-66
F17	at Florida State	W, 86-80
F20	NOTRE DAME (19/18)	W, 63-62
F23	CLEMSON	W, 75-73
F27	at Boston College	W, 76-71
M1	at Louisville (11/x)	L, 53-56
M5	PITTSBURGH (x/rv)	W, 63-59
M9	vs. Clemson#	W, 88-85 (ot)
M10	vs. Virginia# (4/4)	L, 52-72
M16	HOUSTON+	W, 81-62
M21	at South Carolina+	W, 83-66
M23	at San Diego State+	L, 56-72

All times Eastern; home games in ACC CAPS
 *NIT Season Tipoff, Barclays Center, Brooklyn, N.Y.
 #ACC Tournament, Verizon Center, Washington, D.C.
 +National Invitation Tournament
 (AP/USA) - rankings in AP/coaches polls at time of game,
 current rankings for upcoming games (rv=receiving votes)

TELEVISION:

Play-by-play	n/a
Analyst	n/a

RADIO: Georgia Tech/IMG Sports Network

Play-by-play	Brandon Gaudin
Analyst	Randy Waters
Engineer	Miller Pope
In Atlanta	680 AM, 93.7 FM
Satellite	not available
Online	GT Gameday App, Ramblinwreck.com
TuneIn	buzz.gt/LiveTuneIn

COMMUNICATIONS

GTMBB contact	Mike Stamus
Phone	404-894-5446 (ofc), 404-218-9723 (cell)
E-mail	mstamus@athletics.gatech.edu

SOCIAL MEDIA: #TogetherWeSwarm

Official Twitter/in-game updates	@GTMBB
Coach Brian Gregory	@GTBrianGregory
Facebook	gtmensbasketball
Instagram	gtmensbasketball

GEORGIA TECH (21-15, 8-10 ACC, 11th place)

National Invitation Tournament • Quarterfinals

Tech Season Comes to End in Quarterfinals of NIT

Georgia Tech, seeded fourth in the National Invitation Tournament, saw its 2015-16 season come to an end with a 72-56 loss to No. 2 seed San Diego State in the quarterfinals of the National Invitation Tournament at Viejas Arena in San Diego, Calif. The 2015-16 season ended with Tech's 24th post-season appearance in Georgia Tech's basketball history, and the eighth appearance for the Yellow Jackets in the NIT.

The Yellow Jackets compiled a 21-15 overall record this season, the most wins by a Tech team since the 2009-10 season, and went 8-10 in the ACC, only the 15th team to win as many conference games in the program's 37-year history in the league. Only two Tech teams have won more games overall since 1996.

The Jackets went to San Diego having won eight of their last 10 games, including an 81-62 victory over Houston opening round of the NIT and an 83-66 win on the road over No. 1 seed South Carolina in the second round. Over its last six regular season games, Tech defeated Florida State, No. 19 Notre Dame, Clemson, Boston College and Pittsburgh, and lost only to No. 11 Louisville (on the road by three). The Jackets then defeated Clemson in the first round of the ACC Tournament before falling to fourth-ranked Virginia.

Along the way, Tech defeated five teams that made the NCAA Tournament - Green Bay, Notre Dame, Pittsburgh, VCU and Virginia, and defeated two top-10 teams in Notre Dame and Virginia. Among Tech's 15 losses were 10 the teams in the NCAA Tournament or to Louisville, which would have made the field if not for a self-imposed ban.

In the end, five Georgia Tech seniors - Marcus Georges-Hunt, Charles Mitchell, Nick Jacobs, Adam Smith and James White - played the best basketball of their careers over the last half of the season for the Yellow Jackets.

"Maybe we didn't appreciate what these seniors have done," said head coach Brian Gregory. "You're rebuilding a program and when you go through that, sometimes it's difficult because you get competitive like we have the last two years, but you're not able to get over the hump. And in this day and age, guys don't stick with that. They just don't."

Transition Points

- **Free basketball** - Georgia Tech played in the post-season for the first time since 2010, when the Yellow Jackets last played in the NCAA Tournament. Tech played in the NIT for the first time since 2003, and has advanced to the quarterfinals for the fourth time.
- **Twenty-something** - Tech's win over Houston in the first round of the NIT gave the Yellow Jackets their first 20-win season since 2009-10, and their fourth in the last 20 years. Tech has won 20 games in a season 15 times in its history. Only two Tech teams have won more games since 1996 - the 2004 Final Four team (28) and the 2010 NCAA second-round team (23).

Roster At-A-Glance (# indicates exhausted eligibility; ppg & rpg)

3	Marcus Georges-Hunt# G..... 6-5 216 ... Sr..... College Park, Ga 16.7 3.4 > Career 1,728 points, 11th all-time at Tech; set season records for FTM & FTA; career mark for games played
34	Abdoulaye Gueye F..... 6-9 218 ... So..... Dakar, Senegal -- -- > Reserve post player saw action in 8 games last season, sitting out this season as a redshirt
11	Josh Heath G..... 6-2 179 ... Jr..... Tampa, Fla 2.7 1.1 > 95-to-30 assist-turnover ratio (3.17-1); 2.79 assists per game; started 21 games
5	Corey Heyward G..... 6-1 210 ... r-Jr..... Duluth, Ga 0.6 0.1 > Played in 8 games, 2 field goals
1	Tadric Jackson G..... 6-2 209 ... So..... Tifton, Ga 4.7 1.2 > Double-figures vs. Duke, (15), Miami (13); Virginia (11); made one start this season vs. Wake Forest
32	Nick Jacobs# F..... 6-8 262 ... r-Sr..... Atlanta, Ga 10.5 5.8 > Double-digit points in 18 games; 3 double-doubles; 11.3 ppg, 5.7 rpg, 48.3% FG in ACC games
10	Travis Jorgenson G..... 6-0 184 ... r-So..... Columbia, Mo 1.9 0.9 > 58 assists and 18 turnovers for the season (14 zero-turnover games)
44	Ben Lammers C..... 6-10 231 ... So..... San Antonio, Texas 3.6 4.0 > 57-87 FG (65.5%) with team-high 47 blocks (4.3 rpg, 27 blocks in ACC games)
0	Charles Mitchell# F..... 6-8 256 ... Sr..... Atlanta, Ga 10.1 9.7 > Double-doubles in 16 games; 4th in ACC in reb. avg. (31st in NCAA), 2nd in offensive reb. (3.83, 14th NCAA)
24	Sylvester Ogbonda F..... 6-10 238 ... Fr..... Port Harcourt, Nigeria -- -- > Exchange student played last 2 yrs at Central Park Christian School, Birmingham, Ala.; redshirting in 2015-16
42	Rand Rowland F..... 6-7 213 ... Jr..... Cleveland, Ga 0.0 0.0 > Tech's only on-scholarship player saw action in 6 games, played in first two NIT games
12	Quinton Stephens F..... 6-9 203 ... Jr..... Atlanta, Ga 5.0 3.8 > 32.0% on 3-pointers; double figures in 7 games
2	Adam Smith# G..... 6-1 165 ... Gr..... Jonesboro, Ga 15.0 2.3 > Led ACC in 3-pt FG per game (3.03), 2nd in percentage (41.4%); 16-of-35 on 3s in ACC/NIT Tournaments
33	James White# F..... 6-8 226 ... Gr..... Jonesboro, Ga 3.5 4.4 > Tech's 3rd-leading rebounder, two double-doubles; started 11 games; 5.0 rpg, 6-10 FG in ACC/NIT Tournaments

GAME NOTES

TECH NOTEBOOK

Tech Team Statistics

Category	2015-16	#ACC	*NCAA
Scoring offense	73.2	11	170
Scoring defense	70.7	10	146
Scoring margin	+2.6	11	146
Field goal pct.	.449	9	127
Field goal pct. def.	.442	12	215
3-pt FG pct.	.357	6	125
3-pt FG made	5.9	13	279
3-pt FG pct. def.	.320	3	46
3-pt FG allowed	5.7	4	n/a
Free throw pct.	.722	8	87
FT made	13.7	11	157
Rebound average	38.8	3	57
Rebound margin	+7.4	2	21
O-Reb per game	13.0	4	33
D-Reb per game	25.8	3	132
Assists per game	13.5	6	153
Turnover margin	-1.4	13	279
Assist/TO ratio	1.2	7	85
Turnovers per game	11.2	8	47
Turnovers forced	9.8	14	336
Blocks per game	4.2	7	82
Steals per game	4.4	15	331
Fouls per game	17.9	9	80

#ACC rankings through games of April 3

*NCAA rankings (346 teams ranked) through games of April 3

n/a = no ranking available

Games Started

	Consec.	2015-16	Career	Conf.
Marcus Georges-Hunt	36	36	129	77
Abdoulaye Gueye	0	0	0	0
Josh Heath	0	21	*29	13
Corey Heyward	0	0	18	15
Tadic Jackson	0	1	7	7
Nick Jacobs	11	28	*57	27
Travis Jorgenson	0	1	28	18
Ben Lammers	0	0	0	0
Charles Mitchell	15	34	*69	35
Sylvester Ogbonda	0	0	0	0
Rand Rowland	0	0	0	0
Adam Smith	12	35	*94	51
Quinton Stephens	11	14	26	12
James White	0	11	*63	31

*includes starts at previous school

Career ACC includes ACC Tournament starts

Tech's 20-Win Seasons

Year	Overall	Conf.	Post-season
2016	21-15	8-10	NIT quarterfinals
2010	23-13	7-9	NCAA
2007	20-12*	8-8	NCAA
2005	20-12	8-8	NCAA 2nd round
2004	28-10*	9-7	NCAA runner-up
1996	24-12*	13-3	NCAA Sweet 16
1992	23-12*	8-8	NCAA
1990	28-7*	8-6	Final Four
1989	20-12*	8-6	NCAA
1988	22-10*	8-6	NCAA
1986	27-7*	11-3	NCAA Sweet 16
1985	27-8*	9-5	NCAA Elite Eight
1971	23-9*	na	NIT runner-up
1963	21-5*	10-4	none
1960	22-6*	11-3	NCAA Sweet 16

*won 20 games by end of regular season

- **Tough at home** - Tech finished the season 14-5 at home, percentage-wise its best home record, and its most home wins, in five seasons under Brian Gregory. The Jackets, who closed out the home schedule with five straight wins, have not had a better home record since going 14-2 in 2009-10.

- **On the road** - Tech was 5-8 in road games this season, winning at Tulane, NC State, Florida State, Boston College and South Carolina. The Jackets last won five road games in the 2013-14 season, and last won six road games in the 2007-08 season.

- **Stellar seven** - Tech played seven of the teams that have advanced to the NCAA Sweet 16, the six ACC teams plus Villanova, and went 2-7 against them. The Jackets played three of the four Final Four teams.

- **All-Conference** - Marcus Georges-Hunt was named second-team All-ACC by the league's coaches and third-team by the Atlantic Coast Sports Media Association. He is the second all-conference honoree for Tech under Brian Gregory (Daniel Miller third-team in 2014).

- **Senior citizens** - Five Georgia Tech seniors - Marcus Georges-Hunt, Charles Mitchell, Nick Jacobs, Adam Smith and James White - accounted for 139 of a possible 175 starts, 62.2 percent of the minutes played and 76.2 percent of the Yellow Jackets' scoring.

- **Experienced** - According to KenPom.com, Tech had the ninth most experienced roster in the nation, with an average number of years experience at 2.37. Tech had five seniors (one a fifth-year), three juniors (one in his fourth year in the program) and four sophomores (one in his third year).

- **Finishing strong** - Georgia Tech won five of its last six regular-season games (the lone loss by three points at No. 11 Louisville). It was the Yellow Jackets' best finish since they won seven of nine to close out the 2001-02 regular season.

- **Winning** - Georgia Tech achieved its highest win total, both overall and in the ACC, under Brian Gregory, and has its most wins overall since 2009-10 (23-13) and most in the ACC since 2006-07 (8-8).

- **Historical look** - In Tech's 37 years in the ACC, 15 Yellow Jacket teams have won eight or more ACC games in the regular season. Only four have won nine or more.

- **No cigar** - ESPN's Basketball Power Index (BPI) ranked Tech No. 48 with an overall schedule strength ranking of No. 3. The Yellow Jackets were the highest-rated team to not receive an at-large bid to the NCAA Tournament.

- **Close calls** - Tech's 18 regular-season ACC games were decided by an average of 5.2 points, only one of those by double digits (66-52 loss at Clemson on Feb. 13). The Yellow Jackets won their eight ACC games this season by an average of 4.3 points, and their 10 losses came by an average of 6.3 points. Tech's last seven games before the ACC Tournament quarterfinal loss to Virginia, which included six wins, were decided by a total of 24 points.

- **Close calls II** - Tech lost by double digits only four times all year, two of those to top-2 seeds in the NCAA Tournament - Villanova (69-52) back in November and No. 4 Virginia (72-52) in the quarterfinals of the ACC Tournament - and one on the road to an NIT Final Four team in San Diego State. Until defeating Houston in the first round of the NIT, Tech had not won a game by more than seven points since Dec. 23.

- **Old school** - All five of the schools that Tech's four transfers attended previously (Adam Smith attended two schools before Tech) played in the postseason. Maryland (Charles Mitchell), UNC-Wilmington (Adam Smith) and Arkansas-Little Rock (James White) are in the NCAA tournament. Alabama (Nick Jacobs) and Virginia Tech (Smith) are in the NIT.

- **Coaching change** - Tech director of athletics Mike Bobinski announced on Friday, March 25, that head coach Brian Gregory would not be retained as the Yellow Jackets' head coach after five seasons.

Tech's NIT History

Georgia Tech has a 10-8 record all-time in eight appear-

NIT Record: 10-8

1970 (1-1 • Quarterfinals)

Madison Square Garden, New York

1st round: Georgia Tech 78, Duquesne 68

Quarterfinals: St. John's 56, Georgia Tech 55

1971 (3-1 • Finals)

Madison Square Garden, New York

1st round: Georgia Tech 70, LaSalle 67

Quarterfinals: Georgia Tech 78, Michigan 70

Semifinals: Georgia Tech 76, St. Bonaventure 71 (2 ot)

Finals: North Carolina 84, Georgia Tech 64

1984 (0-1)

Cassell Coliseum, Blacksburg, Va.

1st round: Virginia Tech 77, Georgia Tech 74

1994 (0-1)

Knickerbocker Arena, Albany, N.Y.

1st round: Siena 74, Georgia Tech 69

1998 (2-1 • Quarterfinals)

Alexander Memorial Coliseum, Atlanta, Ga.

1st round: Georgia Tech 88, Seton Hall 78

2nd round: Georgia Tech 80, Georgetown 79 (ot)

Quarterfinals: Penn State 75, Georgia Tech 70

1999 (0-1)

McArthur Court, Eugene, Ore.

1st round: Oregon 67, Georgia Tech 64

2003 (2-1 • Quarterfinals)

Alexander Memorial Coliseum, Atlanta, Ga.

1st round: Georgia Tech 72, Ohio State 58

Carver-Hawkeye Arena, Iowa City, Iowa

2nd round: Georgia Tech 79, Iowa 78

United Spirit Arena, Lubbock, Texas

Quarterfinals: Texas Tech 80, Georgia Tech 72

2016 (2-0 • Quarterfinals)

McCamish Pavilion, Atlanta, Ga.

1st round: Georgia Tech 81, Houston 62

Colonial Life Arena, Columbia, S.C.

2nd round: Georgia Tech 83, South Carolina 66

Viejas Arena, San Diego, Calif.

3rd round: San Diego State, Georgia Tech 56

ances in the National Invitation Tournament, reaching the finals once (1971) and the quarterfinals four other times. The Yellow Jackets are 4-1 in post-season NIT games played at home, 1-5 on the road.

- Tech's last appearance in the NIT before this season occurred in 2003, when current NBA stars Chris Bosh and Jarrett Jack were freshmen on a team that also included B.J. Elder, Tech's 12th all-time leading scorer and Marvin Lewis, No. 21 on the all-time scoring list. That team defeated Ohio State at home and Iowa on the road before falling a game short of going to New York in an 80-72 loss to a Bob Knight-coached Texas Tech team.

- Tech also made the quarterfinals in 1998 with a team led by No. 2 all-time leading scorer Matt Harpring, defeating Seton Hall and Georgetown before losing to Penn State, 75-70. All three games were played at home.

- Tech reached the finals in 1971 behind its all-time leading scorer, Rich Yunkus, defeating LaSalle, Michigan and St. Bonaventure before losing to North Carolina in the championship

TECH NOTEBOOK

Georgia Tech Quick Facts

Official Name: Georgia Institute of Technology
Location: Atlanta, Ga.
Enrollment: 21,000
Founded: 1885
Colors: Old Gold and White
Nickname: Yellow Jackets, Ramblin' Wreck
Mascot: Buzz (Yellow Jacket)
Fight Songs: Ramblin' Wreck, White and Gold
Conference: Atlantic Coast (ACC)
Home Arena: McCamish Pavilion (capacity 8,600)
President: Dr. G.P. "Bud" Peterson
Director of Athletics: Mike Bobinski
Faculty Representative for Athletics: Dr. Reginald DesRoches
Head Coach: Brian Gregory (Oakland, 1990) Record at Tech: 76-86 (5th season) Overall: 248-180 (13th season) ACC Regular Season: 27-61 ACC Tournament: 2-5 NCAA Tournament: 1-2
Associate Head Coach: Chad Dollar (Milligan, 1996), 5th season
Assistant Coaches: Tom Herrion (Merrimack, 1999), 2nd season Mamadou N'Diaye (Auburn, 2011), 2nd season
Director of Player Personnel: Bruce Evans (Furman, 1992)
Director of Operations: Chris Jacobs (Coe College, 1999)
Athletic Trainer: Richard Stewart (Salisbury, 2005)
Strength Coach: Mike Bewley (Eastern Kentucky, 1998)
Video Coordinator: Billy Hubly (St. Francis, 2012)

Basketball History

101st season: 1st game, Feb. 17, 1906 vs. Auburn
All-time Record: 1,328-1,191
Winning/Losing/.500 Seasons: 52 / 45 / 4
NCAA Appearances (16): 23-16 record 1960, 1985, 1986, 1987, 1988, 1989, 1990, 1991, 1992, 1993, 1996, 2001, 2004, 2005, 2007, 2010
Final Fours (2): 1990, 2004
NIT Appearances (8): 10-8 record 1970, 1971, 1984, 1994, 1998, 1999, 2003, 2016
ACC Championships (3): 1985, 1990, 1993
ACC Regular-Season Titles (2): 1985 (tie), 1996
ACC Regular-Season Record: 234-341 (158-130 home, 76-212 road)
ACC Tournament Record: 26-34
SEC Championships (1): 1938
SEC Regular-Season Titles (1): 1937
Record at McCamish Pavilion: 4th season, 43-26
Record at Alexander Memorial Coliseum: 55 seasons, 556-194
Record at Phillips Arena: 7-11
Record at Arena at Gwinnett Center: 4-1
Record at Georgia Dome: 9-5
All-Time Head Coaches: 13 (4 since joining ACC)
All-America Selections: 14 (12 players)
Consensus All-Americans: 2
National Players of the Year: 1
All-ACC Selections: 48 times (27 players)
ACC Players of the Year: 2
ACC Rookies of the Year: 11
ACC Tournament MVPs: 3
ACC All-Freshman Team: 13

game. The entire tournament was played at Madison Square Garden in those days.

Toughening up

- ESPN's Basketball Power Index (BPI) ranked Tech No. 48 with an overall schedule strength of No. 3 Tech played the top three teams and went 1-3 against them, and played five of the top 10 teams.
- CBSsports.com ranked Tech No. 69 and its overall strength of schedule at No. 24. The Jackets' non-conference schedule strength was rated No. 103. Tech has played four of the top 10 in that RPI ranking. Seven of Tech' losses came to teams in the top 25, only one to a team outside the top 100.
- Tech was ranked No. 49 in the KenPom.com rankings, having played three of the top five teams and five of the top 12, and had the 12th-ranked toughest schedule.
- Tech played 10 teams that received bids to the NCAA tournament. By seed - 1: North Carolina, Virginia; 2: Villanova, 3: Miami, 4: Duke; 6: Notre Dame, 10: Pittsburgh, VCU, Syracuse 14: Green Bay. The Jackets were 5-8 against them. Tech defeated Virginia, Notre Dame, Pittsburgh, VCU, Green Bay (all at home). Tech lost to North Carolina, Virginia, Villanova, Miami, Duke, Notre Dame, Pittsburgh, Syracuse (six of eight were away or at a neutral site).
- Seven of those teams - Duke, Miami, North Carolina, Notre Dame, Syracuse, Villanova and Virginia - reached the NCAA Sweet 16. Tech was 2-7 in those games. Three - North Carolina, Syracuse and Villanova - reached the Final Four.

The Jackets by Numbers

- **Two-man game** - Senior guards Marcus Georges-Hunt and Adam Smith scored 392 of Tech's 776 points (50.5 percent) in Tech's last 11 games, dating back to Feb. 17 at Florida State. They failed to score in double digits only four times combined, never in the same game.
- **Less post-oriented** - The Jackets' four post players combined for 265 points, or 34.1 percent, of Tech's total scoring during Tech's last 11 games. The foursome has accounted for 37.8 percent of the Jackets' total output for the season. The South Carolina game was the first time since Feb. 10 that both Charles Mitchell and Nick Jacobs scored in double digits in the same game.
- **Still relentless on the boards** - Tech out-rebounded its opponents by 7.4 per game, which ranked 21st in the nation and No. 2 in the ACC. Tech has out-rebounded 30 of 36 opponents with two ties. Tech was No. 3 in the ACC and 33rd nationally in offensive rebounds per game (13.0).
- **Turnovers down** - Tech averaged 11.2 turnovers (8th in the ACC, 47th NCAA), down 1.5 per game from last season (12.7).
- **Scoring up** - Tech finished the season averaging 73.2 points per game, nearly 10 points per game higher than in 2014-15 and its highest output since the 2007-08 season.



Proudly Wearing No. 3

The jersey No. 3 has been worn by several Georgia Tech greats in the last 25 years, and Marcus Georges-Hunt has held up that tradition well.

As the senior from College Park, Ga., continues to climb up the Tech all-time scoring list, it's worth noting that three of the last six players to wear that number - Travis Best, Tony Akins and Georges-Hunt - are in the top 20 in career points.

Two of the others - Stephon Marbury and Jarrett Jack - surely would be there had they played the full four seasons for the Yellow Jackets. The third, Moe Miller, played 115 games (60 starts) in a Tech uniform and ranks 12th on Tech's career assist list.

Here are the last six players to wear No. 3 at Tech and their career scoring totals.

Travis Best (1991-95)	2,057
Stephon Marbury (1995-96)	679
Tony Akins (1998-02)	1,658
Jarrett Jack (2002-05)	1,265
Maurice "Moe" Miller (2007-11)	682
Marcus Georges-Hunt (2012-present)	1,728

The Yellow Jackets scored 70.4 per ACC game, 9.6 points per game better than last year's average and the most since 2009-10.

- **From downtown** - Tech has converted on 41.8 percent of its three-point tries (33-for-79) combined in its five ACC Tournament and NIT games. Tech's 35.7-percent success rate from three-point range for the season exceeded the 2014-15 rate (26.7) by nine percent. The Yellow Jackets hit 33.7 percent against the ACC during the regular season.
- **Profiting from charity** - Tech improved its season conversion rates from the charity stripe to 72.2 percent in all

Exorcising Demons

In building its recent four-game winning streak, Georgia Tech was able to reverse some trends not only in the series with the four opponents, but in the way it played in the latter stages of close calls.

at FSU (2/17)	Snapped 10-game losing streak in series, first win in Tallahassee since 2007; held on after watching 17-point lead dissipate to two in final minute, scored most points against Seminoles since 1/13/2007
Notre Dame (2/20)	Snapped four-game losing streak in the series; rallied from six-point deficit and held Irish to one basket in final four minutes
Clemson (2/23)	Won for second time in four meetings with Clemson after losing 10 in a row; rallied from 13-point deficit over final 16 minutes; scored most points against Clemson since 3/2/2010
Boston Coll. (2/27)	Won at Conte Forum for only the third time after losing at home and in the ACC Tournament to the Eagles last year; built a 15-point half-time lead and rebuffed repeated rallies by BC in the second half
Pittsburgh (3/5)	Snapped a three-game skid in the series and defeated the Panthers for the first time as ACC members; rallied from a seven-point halftime deficit and took the lead for good with 6:24 left in the game
Clemson (3/9)	Beat Clemson twice in the same season for the first time since 2005; rallied from an 18-point deficit over final nine minutes of regulation; scored most points against Clemson since 1/24/2001

TECH NOTEBOOK

Tech's Record ...

	2015-16	Under BG
At home	14-5	50-33
On the road	5-8	18-40
At neutral sites	2-2	8-12
Vs. top-10 opponents	1-3	3-9
Vs. top-25 opponents	2-6	5-24
Vs. teams over .500	14-15	37-73
Vs. teams under .500	6-0	29-8
Vs. teams at .500	1-0	10-5
While in the top 25	0-0	0-0

In November	4-2	22-11
In December	6-1	22-7
In January	2-6	8-33
In February	5-3	15-23
In March	4-3	9-11
In April	0-0	0-0

Wearing white uniforms	15-5	53-36
Wearing gold uniforms	1-4	11-29
Wearing navy uniforms	5-6	10-19
Wearing black uniforms	0-0	0-1

Game is decided by 5 pts. or fewer	8-6	20-25
Game is decided by 10 or fewer	13-10	39-47

Leading at the half	15-6	58-26
Trailing at the half	5-7	17-54
Tied at the half	1-2	2-4
Leading with 5:00 to play	18-3	65-13
Trailing with 5:00 to play	3-12	10-72
Tied with 5:00 to play	0-0	1-3
In overtime games	0-0	1-7
After a bye in the ACC schedule	0-2	0-5

Tech scores 100 or more points	2-0	2-0
Tech scores 70 or more points	17-5	46-17
Tech scores less than 70 points	4-10	30-67
Opponent scores 100 or more points	0-0	0-0
Opponent scores 70 or more	8-10	16-46
Opponent scores less than 70	13-5	60-38
Opponent scores less than 50	0-0	9-2

Tech shoots 50 pct. or better	8-1	29-3
Opponent shoots 50 pct. or better	0-3	1-20
Opponent shoots under 40 pct.	4-3	33-18
Tech has a higher FG% than opponent	15-3	62-17
Tech has a lower FG% than opponent	6-12	14-68
FG percentage is even	0-0	0-0

Tech has more 3-point FGs	10-6	36-24
Tech has fewer 3-point FGs	10-8	38-51
3-point FGs are even	0-1	7-6

Tech attempts more FT than opponent	14-2	52-23
Tech attempts fewer FT than opponent	7-13	21-61
Free throw attempts are even	0-0	3-1

Tech outrebounds opponent	20-10	64-48
Opponent outrebounds Tech	1-3	8-36
Rebounds are even	0-2	4-2

Tech has fewer turnovers than opponent	9-4	33-17
Tech has more turnovers than opponent	11-10	39-61
Turnovers are even	1-1	5-7
Tech has more assists than turnovers	15-7	46-25

Committing more fouls	6-12	27-52
Committing fewer fouls	15-3	47-26
Fouls are even	0-0	3-6

4/more Jackets score in double figures	7-2	28-13
A Jacket scores 20 or more	13-4	28-19
A Jacket scores 30 or more	1-1	1-1

Scoring more bench points	8-10	46-46
Scoring fewer bench points	11-5	28-37
Bench scoring is even	2-0	3-2

games, 72.1 percent in ACC games. No Tech team since 1972-73 finished the season with a better percentage from the line (73.1). The 2002-03 team with freshmen Chris Bosh and Jarrett Jack was the last to shoot better against the ACC (73.5).

• **Advantage Tech** - Tech was outscored from the line in 10 of its first 12 ACC games this season (222-155), but during its last 11 games that trend reversed to the tune of 149-116 in the Jackets' favor.

• **Double up** - Four Georgia Tech players finished the season averaging in double digits - Marcus Georges-Hunt (16.7 ppg), Adam Smith (15.0), Nick Jacobs (10.5) and Charles Mitchell (10.1). Tech had not finished a season with four or more players averaging in double figures since 2008-09.

• **Tinkering** - Head coach Brian Gregory used seven different starting lineups this season. Marcus Georges-Hunt was the only Jacket to start every game. Tech has started Georges-Hunt, Adam Smith and Quinton Stephens on the perimeter, Nick Jacobs and Charles Mitchell in the post in each of the last 11 games and won eight of 11.

Start Me Up

Marcus Georges-Hunt started his 129th career game at San Diego State, the most career starts ever at Georgia Tech (Malcolm Mackey held the former mark of 127 from 1990-93). He also played his 130th career game against the Aztecs to match the most in program history, a mark he shares by Mackey, Marvin Lewis (2000-04) and Anthony McHenry (2001-05).

What made that number impressive is that Georges-Hunt played in only eight post-season games in his career (three NIT and five ACC Tournament games). Mackey played in four NCAA Tournaments and won two ACC Tournament titles (20 games combined). Lewis played in 13 combined ACC and NCAA Tournament games, and McHenry played in 15.

Georges-Hunt ranks ninth all-time at Tech in minutes played with 4,017.

Personnel Trends

• **Marcus Georges-Hunt** broke two Georgia Tech records previously held by the greatest scorer in Georgia Tech history, Rich Yunkus (2,232 points in three seasons from 1968-71). Georges-Hunt broke Yunkus' season record for free throws made against Clemson in the ACC Tournament and broke the mark for free throw attempts in the NIT at South Carolina. The Tech senior made 205 free throws in 249 attempts for the season. Yunkus' marks were 187 free throws in 241 attempts in his senior year of 1970-71.

• **In Tech's last 11 games, Georges-Hunt** has averaged 35.8 minutes, **Smith** 34.6 and **Stephens** 30.1. Collectively they hit 62-for-166 (37.3 pct.) from three-point range.

• Tech went 9-5 in **Quinton Stephens'** 14 starts, and was 7-0 when he scored in double digits, including games against Virginia, Florida State, the second meeting against Clemson and South Carolina.

• **Stephens** played consistently well in Tech's final 12 games, including the last 11 games as Tech's third perimeter starter. Stephens averaged 65.9 points and 5.4 rebounds in that stretch.

• **In ACC games, Georges-Hunt** averaged 18.1 points per game (5th in the ACC) and Adam Smith 15.6 (10th). Georges-Hunt also ranked eighth in field goal percentage (48.6) and ninth in free throw percentage (81.3), and Smith led the conference in three-pointers per game (3.06).

• **Georges-Hunt**, with 1,728 career points, surpassed 24 players on Tech's all-time scoring list to finish his career in 11th place. He came up eight points shy of reaching 10th-place Malcolm Mackey (1,736).

• **Georges-Hunt** ranked sixth in the ACC in free throw percentage (82.3) and third in free throw attempts per game (6.9). Only Cat Barber of NC State, Grayson Allen of Duke and Michael Young of Pittsburgh also ranked in the top 10 in both categories. Georges-Hunt attempted 7.2 per ACC game.

• **Charles Mitchell** recorded 16 double-doubles, but fell short of his bid to become the first Tech player to average in double digits in points and rebounds since Alvin Jones in 2000-01 (10.1 ppg, 9.7 rpg). Only Jones and Malcolm Mackey (1991-92 and 1992-93) have done so since Tech joined the ACC.

• **Mitchell** was fourth in the ACC in rebound average (9.7 per game), having led the conference for most of the season. He ranked No. 2 in offensive rebounds (3.83 per game). Mitchell ranks 31st in the nation in rebound average and 13th in offensive rebounds.

• **Adam Smith** led the ACC in three-point field goals made (3.03 per game, 26th in NCAA) and ranked sixth in percentage (42.1, 46th NCAA). He hit 16-for-34 combined in his two ACC Tournament games plus three NIT games.

• **Smith** made more three-pointers (career-high 109) than any Tech player since Dennis Scott (116 in 1988-89). His was the third-highest single-season total in Tech history. Dennis Scott holds the Tech record with 137 in 1989-90.

One Thousand Times Four

Georgia Tech finished the season with four career 1,000-point scorers on its roster after Nick Jacobs joined the group in the Yellow Jackets' final regular-season game against Pittsburgh.

Jacobs surged at the end of the regular season with 10 double-digit scoring games in ACC play, and finished with 1,057 points for his career.

Charles Mitchell reached the career milestone Feb. 20 against Notre Dame and finished 1,085 career points, 661 of them as a Yellow Jacket.

Marcus Georges-Hunt finished his career in 11th place on the Yellow Jackets' all-time list with 1,728 career points, and Adam Smith, who began the season over the 1,000 plateau, finished with 1,562.

Georges-Hunt Lifted Jackets on his Back

Marcus Georges-Hunt averaged 23.5 points in leading Georgia Tech to four straight wins at the end of February, lifting the Yellow Jackets into the picture for a post-season bid. In those four games, he shot 63.6 percent from the floor, 6-of-11 from three-point range and 76.2 percent from the free throw line, and made all the critical plays down the stretch of those victories.

• Georges-Hunt scored 20 of his 27 in the second half on Feb. 20 at Florida State, making all three of his three-point attempts (5-for-7 overall), and made 7-of-10 free throws as Tech held off a furious Seminole rally. He also had four assists and one turnover in 38 minutes.

• Against No. 19 Notre Dame, Georges-Hunt scored the game-winning basket with one second remaining in the Jackets' 63-62 win. He went 7-for-17 from the floor and 4-for-7 from the free throw line, matched his career high of seven assists and had just one turnover in 40 minutes. He became the first Tech player to play the full 40 minutes in more than 17 years.

• On Feb. 23 against Clemson, Georges-Hunt scored 25 points, including two free throws with three seconds remaining, as Tech came back from a second-half deficit of 13 points to win 75-73. He scored 12 of his points (4-5 FG, 4-5 FT) in the second half while holding Jaron Blossomgame to five points after the Tiger's leading scorer went off for 17 in the first half.

• Georges-Hunt scored 23 more points at Boston College, 15 of them in the first half as Tech built a 48-35 lead at intermission. In the second half, he stymied two BC rallies, first with a drive to the basket for two free throws after the Eagles trimmed Tech's lead to six, then with a blocked shot as BC's Eli Carter drove to the basket with his team down four. Georges-Hunt was then fouled and made two free throws with 10.7 seconds left.

• On Senior Day vs. Pittsburgh, he scored only 10 points, four of those in the second half, but assisted on seven baskets for other Tech players in the second half as the Jackets rebounded from a seven-point deficit to win. He also helped limit

TECH NOTEBOOK

The Last Time a Jacket ...

- Scored 30 or more points:**
Adam Smith, 30 vs. Pittsburgh, 1/6/16
- Led Tech in scoring off the bench:**
Nick Jacobs, 16 vs. Virginia, 1/6/16
- Grabbed 15 or more rebounds:**
Charles Mitchell, 17 at Pittsburgh, 1/6/16
- Had 10 or more assists:**
Iman Shumpert, 11 vs. Virginia Tech, 1/25/11
- Had a double-double:**
Nick Jacobs (10 pts/10 reb) at South Carolina, 3/21/16
- Played 40 minutes in regulation:**
Marcus Georges-Hunt vs. Notre Dame, 2/20/16
- Played every minute of an overtime game:**
Alvin Jones (45 minutes, 1 OT) vs. New Orleans, 11/27/98
- Played every minute of a multiple-OT game:**
Matt Harpring (50 minutes, 2 OT) vs. North Carolina, 2-8-98

The Last Time the Jackets ...

- Scored 100 or more points:**
vs. Cornell (116-81 win), 11/13/15
- Scored 100 or more points in regulation:**
vs. Cornell (116-81 win), 11/13/15
- Scored 100 or more points in consecutive games:**
vs. Jackson St. (100-70) on 11/13/06 and Georgia St. (103-74) on 11/16/06
- Scored 100 or more points twice in one season:**
vs. Cornell (116-81), 11/13/15 and Green Bay (107-77) on 11/19/15
- Allowed 100 or more points:**
vs. Virginia Tech (102-77 loss) on 2/13/11
- Allowed 100 or more points in regulation:**
vs. Virginia Tech (102-77 loss) on 2/13/11
- Shot 60 percent or better:**
.603 (47-78) vs. Cornell, 11/13/15
- Failed to make a three-point basket:**
0-for-12 vs. Virginia, 1/22/15
- Did not allow a three-point basket:**
0-for-11 vs. Pittsburgh, 3/5/16
- Failed to make a free throw:**
0-for-6 vs. Duke, 1/7/14
- Grabbed 50 or more rebounds:**
50 vs. Arkansas, 11/26/15
- Two players had a double-double:**
Charles Mitchell (14 pts/15 reb) and James White (12 pts/13 reb) vs. Southeastern Louisiana, 12/21/15
- Two players had 10 or more rebounds:**
Charles Mitchell (10) and Nick Jacobs (10) vs. Louisville, 1/23/16
- Had 25 or more assists:**
30 vs. Cornell, 11/13/15
- Blocked 10 or more shots:**
12 vs. Tennessee, 11/16/15
- Had 15 or more steals:**
19 vs. Wake Forest, 3/3/11
- Had fewer than 10 turnovers:**
7 vs. Notre Dame, 2/20/16
- Had five or more players in double-figures in points:**
Green Bay (6 players), 11/19/15
- Had no player score 10 or more points:**
Virginia (lost 57-28), 1/22/15
- Had no player play 30 minutes:**
Colgate, 12/23/15
- Won by 30 or more points:**
Green Bay (107-77), 11/19/15
- Won by 40 or more points:**
Kentucky State (98-50), 1/30/10
- Won by 50 or more points:**
Winston-Salem State (97-46), 1/3/07
- Played an overtime game:**
Clemson (won 88-85), 3/9/16
- Defeated a Top 10 team:**
#4/4 Virginia (68-64), 1/9/16
- Defeated a Top 25 team:**
#19/18 Notre Dame (63-62), 1/20/16
- Defeated a Top 10 team on the road:**
#7/7 Syracuse (67-62), 3/4/14
- Defeated a Top 25 team on the road:**
#23/23 Miami (70-50), 1/28/15
- Had a game postponed:**
Boston College (in Atlanta), 2/12/14 (weather)
- Had a game cancelled:**
Fordham (in Atlanta), 11/27/10 (weather)

the Panthers' Michael Young to six second-half points after he scored 18 in the first half.

What They Said About Georges-Hunt

"He is such a class act and has been such a great ambassador for Georgia Tech and for ACC basketball. He's helped Brian lead them through some tough times." - Notre Dame coach Mike Brey after Georges-Hunt's game-winning basket against the Irish

"They've got a guy in Marcus Georges-Hunt who's an all-league type guy. He's a guy who's stayed the course. He's better with the ball. He's a competitor. He carries himself in a way that you like and respect." - Clemson coach Brad Brownell

"He's in control. He knows what shots to take, when to take them. He's so efficient." - Tech coach Brian Gregory after the Yellow Jackets' win at Boston College in which Georges-Hunt went 7-for-7 from the floor and 8-for-10 from the line

"I love him because he's gotten his brains beaten in for three years now; we lost a million close games. He's stuck with it and now he's having as good a senior year as anybody in our league right now." - Gregory again after the Boston College game

"Even though Steve [Vasturia] had a pretty good chest on him, he's so physical and strong." - Notre Dame coach Mike Brey after Georges-Hunt's game-winning basket against the Irish

Tech's Seniors by Numbers

They didn't accumulate all their career numbers on the Flats, but Georgia Tech's five seniors account for some significant statistical numbers when taken in total.

Four of them have more than 1,000 career points, with Nick Jacobs reaching that milestone in the final regular season game, and four of them have more than 500 career rebounds.

Player	Games	Starts	Minutes	Points	Rebounds
Georges-Hunt	130	129	4,017	1,728	580
Jacobs	129	57	2,690	1,057	557
Mitchell	138	68	2,787	1,085	974
Smith	114	95	3,384	1,562	299
White	113	63	2,188	863	545
Totals	623	402	15,066	6,283	2,955

Jackets on the Run

Head coach Brian Gregory said all summer and fall during the pre-season that Georgia Tech would push the tempo on both ends of the floor, and the Yellow Jackets exceeded even their own expectations. The new NCAA rules designed to quicken the pace of games and increase scoring only partly account for Tech's improvement offensively.

• *According to the NCAA (through games of Feb. 14), teams had averaged 73.19 points per game this season, up 5.55 per game from last year. Tech finished above average on both counts, scoring 73.2 points per game and improving 9.9 points over last season.*

• *Other national averages quoted by the NCAA - field goal percentage is 44.06 this season over 43.49 last season (Tech was 44.9 over 40.8), points per possession are 1.043 over 1.028 (Tech was 1.091 over .0972).*

• Tech reached the century mark twice during the season. The Jackets had not scored 100 or more twice since the 2006-07 season.

• Tech scored 70 points or more 22 times, 80 or more nine times. The Jackets reached 70 points only six times during the 2014-15 season and 80 twice.

• *Tech exceeded 50 percent shooting nine times after doing so only once in 2014-15 and 23 times total in Brian Gregory's first four seasons.*

• Tech averaged 26.8 field goals made, 59.7 field goals



B.J. Elder - ACC Legend

B.J. Elder, the top scorer on Georgia Tech's 2004 NCAA runner-up team, is one of fourteen former stand-out players and a three-time Atlantic Coast Conference Coach of the Year that headline this year's class of ACC Basketball Legends presented by New York Life.

One of the most prolific 3-point shooters in school history, the 6-foot-4 Elder made his mark on the 2004 Georgia Tech team that reached the NCAA Championship game. He was named a Wooden Award finalist that season, in which he placed seventh among ACC scorers at 14.9 points per game and shot 78 percent from the foul line. Elder was an honorable mention All-America selection by the Associated Press that season, and was also named All-District 4 by the USBWA, All-District 5 by the NABC and was one of the final 20 candidates for the Wooden Award All-America team. The Madison, Ga., native was voted to All-ACC Freshman team in 2002 and placed third in ACC Freshman of the Year voting. He went on to twice earn All-ACC honors. Despite a hamstring injury that forced him to miss nine full games his senior year and hampered him throughout the remainder of the season, Elder finished his collegiate career with 1,616 points to rank 13th on the Yellow Jackets' all-time scoring list. He finished fourth all-time in 3-point field goals with 222, twice connecting on seven in a single game.

The Legends will be recognized during the 2016 New York Life ACC Tournament, which will be held March 8-12 at Verizon Center in Washington, D.C. They will be featured at the annual ACC Legends Luncheon, Friday, March 11, beginning at noon at the Washington Marriott Marquis hotel. They will then be introduced that evening to the Verizon Center crowd during halftime of the first semifinal game.

Elder, who attended Morgan County High School in Madison, Ga., went on to enjoy a successful 10-professional career in Europe, retiring following the 2014-15 season. He earned his bachelor's degree in management from Tech in December of 2012.

attempted, 5.9 threes, 13.7 free throws made and 18.9 free throw attempts. The Jackets averaged 63.6 points, 23.7 field goals, 56.2 field goal attempts, 5.0 threes, 11.3 free throws made and 17.2 free throw attempts collectively in Tech's first four seasons under Brian Gregory.

• Tech shot 72.2 percent from the free throw line, its best figure since the 1972-73 season. The Jackets converted 72.1 percent in ACC regular-season games, best since 2003-04.

• Tech assisted on 487 of 965 made field goals for the season (50.5 percent). Tech's assist average of 13.5 ranked sixth in the ACC. The Jackets were seventh in the ACC in assist-turnover ratio (1.21-1). Both were significant improvements from last season (11th and 13th, respectively).

• Tech has averaged 67.1 offensive possessions this

TECH NOTEBOOK

Tech Highs/Lows Under Brian Gregory

Longest winning streak: 6 games (2012-13 season)
Longest ACC winning streak: 4 games (2015-16 season)
Longest losing streak: 7 games (2014-15 season)
Longest ACC losing streak: 7 games (2014-15 season)
Most points scored in a game: 116 vs. Cornell (won 116-81), 11/13/15
Most points scored - ACC game: 82 vs. NC State (won 82-71), 1/11/12; Wake Forest (won 82-62), 1/26/13
Fewest points scored in a game: 28 vs. Virginia (lost 57-28), 1/22/15
Fewest points scored - ACC game: 28 vs. Virginia (lost 57-28), 1/22/15
Most points allowed in a game: 93 vs. North Carolina (lost 93-81), 1/29/12
Most points allowed - ACC game: 93 vs. North Carolina (lost 93-81), 1/29/12
Fewest points allowed in a game: 36 vs. Rice (won 54-36), 11/22/12
Fewest points allowed - ACC game: 45 vs. Clemson (lost 45-41), 2/4/14
Largest margin of victory: 35 vs. Cornell (won 116-81), 11/13/15
Largest margin of victory - ACC game: 20 vs. Wake Forest (82-62), 1/26/13; Miami (70-50), 1/28/15
Largest margin of victory - road game: 20 vs. Savannah State (won 65-45), 12/10/11
Largest margin of victory - ACC road game: 20 vs. Miami (70-50), 1/28/15
Largest losing margin: 32 vs. Virginia (70-38), 1/19/12; North Carolina (81-49), 3/3/15
Largest losing margin - ACC game: 32 vs. Virginia (70-38), 1/19/12; North Carolina (81-49), 3/3/15
Most points allowed in a win: 85 vs. Clemson (won 88-85 in overtime), 3/9/16
Most points scored in a loss: 84 vs. Pittsburgh (lost 89-84), 1/6/15
Fewest points scored in a win: 51 vs. Boston College (won 51-47), 2/4/12
Fewest points allowed in a loss: 45 vs. Clemson (lost 45-41), 2/4/14
Largest deficit overcome to win a game: 18 vs. Clemson (won 88-85 in ot), 3/9/16
Largest deficit overcome to win a road game: 13 vs. #6 Miami (won 71-69), 3/6/13
Largest lead given up in a loss: 15 vs. Boston College (lost 84-64, ACC Tournament), 3/14/13; St. John's (lost 69-58), 11/30/13; Virginia Tech (lost 78-77), 1/16/16
Largest 2nd-half lead given up in a loss: 13 vs. Louisville (lost 52-51), 2/23/15
Highest FG pct.: .603 (47-78) vs. Cornell, 11/13/15
Highest FG pct. - ACC game: .583 (28-48) vs. Virginia Tech, 2/18/12
Lowest FG pct.: .245 (12-49) vs. Virginia, 1/22/15
Lowest FG pct. - ACC game: .245 (12-49) vs. Virginia, 1/22/15
Highest 3-pt pct.: .600 (9-15) vs. NC State, 1/11/12
Highest 3-pt pct. - ACC game: .600 (9-15) vs. NC State, 1/11/12
Most 3-pt FG: 11 vs. Wake Forest, 3/3/12, Cornell, 11/13/15
Most 3-pt FG - ACC game: 11 vs. Wake Forest, 3/3/12
Lowest 3-pt pct.: .000 (0-12) vs. Virginia, 1/22/15
Lowest 3-pt pct. - ACC game: .000 (0-12) vs. Virginia, 1/22/15
Highest FG pct. allowed: .623 (38-61) vs. North Carolina, 2/21/15
Highest FG pct. allowed - ACC game: .623 (38-61) vs. North Carolina, 2/21/15
Lowest FG pct. allowed: .229 (11-48) vs. Rice, 11/22/12
Lowest FG pct. allowed - ACC game: .292 (14-48) vs. Wake Forest, 2/16/13
Highest 3-pt pct. allowed: .625 (10-16) vs. North Carolina, 1/29/12
Highest 3-pt pct. allowed - ACC game: .625 (10-16) vs. North Carolina, 1/29/12
Lowest 3-pt pct. allowed: .091 (1-11) vs. NC State, 3/3/13
Lowest 3-pt pct. allowed - ACC game: .091 (1-11) vs. NC State, 3/3/13
Fewest free throws made: 0 (0-6) vs. Duke, 1/7/14
Most assists: 30 vs. Cornell, 11/13/15
Fewest assists: 2 vs. Virginia, 1/22/15
Most turnovers: 24 vs. Florida State, 2/1/12
Fewest turnovers: 5 vs. Notre Dame, 1/13/16

season (67.0 in ACC games) compared to 63.1 last season. Its team offensive efficiency rating was 109.1 (105.8 in ACC games) compared to 97.2 last season.

- KenPom.com ranked Tech 35th in the nation in adjusted offensive efficiency compared to 210th last year.

NCAA rankings (as of March 28)	2015-16	2014-15
Scoring average	170	277
Field goal percentage	127	288
3-pt. percentage	125	343
3-pt. FG per game	279	334
FT percentage	87	312
Free throws made	157	315
Assists per game	153	244
Turnovers per game	47	195
Assist/TO ratio	85	232
KenPom ranking	35	210

Gifting Season Over

One of the most dramatic improvements Georgia Tech made in 2015-16 is in taking care of the basketball.

The Yellow Jackets finished the season with an average of 11.2 turnovers per game, down 1.5 per game from last season, and committed fewer than 10 in 12 games. The Yellow Jackets averaged 11.3 turnovers in ACC regular-season games, sixth-best rate in the ACC.

Tech improved its national standing in turnovers from 195th in 2014-15 to 47th in 2015-16.

The Third Dimension

Georgia Tech ranked No. 343 nationally in 2014-15 in three-point field goal percentage, setting a school record for futility at 26.7 percent. And that was after hitting 23.3 percent against the non-conference schedule.

In 2015-16, the Yellow Jackets ranked No. 124 at 35.7 percent (41.8 percent combined in ACC/NIT tournament games).

The addition of graduate transfer Adam Smith to the Jackets' roster was, no doubt, the biggest catalyst in that improvement. Smith led the ACC in three-pointers per game (3.03) and ranked sixth in percentage (41.4). His 109 threes for the season was the third highest total for a single season in Tech history.

Going Postal

Georgia Tech's improved guard play opened up things for the Yellow Jackets' four-man post rotation – Nick Jacobs, Charles Mitchell, Ben Lammers and James White.

They combined to make 51.3 percent of their field goal tries for the season. Mitchell converted a team-high 51.9 percent of his field goal tries, and Jacobs made 47.6 percent. Lam-

mers hit 65.5 percent, while White finished at 50 percent.

They accounted for 37.8 percent of Tech's total scoring. Mitchell was third in the ACC with 16 double-doubles and averaged 10.1 points and 9.7 rebounds per game. Jacobs scored in double digits in 16 games and averaged 10.5 points and 5.8 rebounds.

Lammers' leads the Tech team with 47 blocked shots despite averaging less than 15 minutes a game, while White has posted two double-doubles.

FSU coach Leonard Hamilton said, "It was a strength with this team they had two big block players. With us playing four guards and them playing two power forwards weighing 260 a piece, I thought it was tough to overcome. They were using body contact to bump us out of the way, and I thought it was like that all night long. Their shooting percentage in the first half came a lot from taking us off the dribble or throwing it inside and offensive put backs."

VCU coach Will Wade said, "They just bring body after body after body. My goodness, [James] White is a live body to be your third post. That's a pretty live body to have."

Second Helpings

Georgia Tech ranked 11th nationally and led the ACC in offensive rebounds per game (14.3) last season, and the Yellow Jackets continued to be relentless on the offensive glass.

Tech averaged 13.0 offensive rebounds per game for the season, No. 4 in the ACC and 33rd nationally. Tech rebounded 39.6 percent of its missed shots and earned 13.4 second-chance points per game. Tech rebounded 41.3 percent of its own missed shots overall last season and averaged 14.3 second-chance points.

Boardwork Empire

One of the cornerstones of head coach Brian Gregory's philosophy was that everybody rebounds and Tech wins the rebounding battle every game in order to fuel transition offense and earn second chances in the half-court.

Tech outrebounded 30 of its 36 opponents (two ties), and 17 of 20 ACC foes, a better rate than 2014-15 when the Yellow Jackets set a school record for rebound margin. Tech ranked No. 3 in the ACC in rebounds per game (38.8, 57th in the NCAA) and No. 2 in rebound margin (+7.4 per game, No. 21 in the NCAA).

The Yellow Jackets equalled their school-record pace for rebound margin set in 2014-15, and had the same margin (+4.4) vs. ACC teams.

In 2014-15, the Yellow Jackets out-rebounded 24 of 31 opponents and out-rebounded their opponents by a program-record 7.3 per game (+4.4 vs. the ACC). They ranked third in the ACC in rebound margin (11th nationally) and first in offensive rebounds (11th nationally).

- Tech has ranked in the top 100 each of the last five

Tech All-Time vs. the ACC

Opponent	Overall	in ACC	Tourney	In McCamish Pavilion	In Opponent Current Venue	Current Streak
Boston College	13-10	9-9	1-2	1-1	3-5	Won 1
Clemson	62-68	34-45	4-1	2-2	8-35	Won 2
Duke	23-69	19-56	3-7	0-1	5-33	Lost 8
Florida State	28-39	18-25	0-2	0-2	8-13	Won 1
Louisville	13-18	0-3	--	0-2	0-1	Lost 5
Miami	8-12	6-12	0-1	0-3	3-4	Lost 1
North Carolina	24-67	22-53	5-4	0-3	4-24	Lost 7
NC State	38-56	30-42	3-3	0-2	3-11	Won 1
Notre Dame	8-6	2-4	0-0	2-1	1-4	Won 1
Pittsburgh	6-3	1-3	0-0	1-1	0-2	Won 1
Syracuse	3-4	1-2	0-0	0-1	1-2	Lost 2
Virginia	40-38	38-37	5-5	2-1	1-5	Lost 1
Virginia Tech	6-16	5-12	1-3	1-2	1-7	Lost 2
Wake Forest	41-38	40-36	0-4	3-0	8-18	Won 2

TECH NOTEBOOK

Media Guidelines

Georgia Tech's practices are generally closed to the public and the media, but coaches and players are available prior to practice, typically once prior to each game before practices that occur on those days. Notices will be announced weekly to confirm the schedule.

TV stations are allowed to shoot B-roll during the first 15 minutes of those practices.

Media are asked to notify Mike Stamus ahead of time to make specific player requests.

Interview requests with players that need to be conducted at other times must be made through the Georgia Tech communications office at least 24 hours in advance. These interviews will be conducted at a time and place convenient to the players' availability and class schedule.

Media are asked not to contact players directly either by phone, e-mail, text or social media. They are instructed not to respond. Every effort will be made to make players available.

Interviews with Coach Gregory

Media wishing to speak with Coach Gregory at times other than scheduled media sessions are asked to set up an appointment in advance through the communications office. He also is available each Monday on the ACC Teleconference (10:40 a.m.).

Post-Game Interviews

Both head coaches will hold a post-game press conference in the designated interview room (Shah Media Room at McCamish Pavilion).

Players requested by the media will be brought to the interview room following the coaches press conferences, outside the team's locker room when the team is on the road.

Brian Gregory Radio Show

Head coach Brian Gregory's weekly radio show airs each Monday from 7-8 p.m. live on "680 the Fan" and 93.7 FM.

ACC Coaches' Weekly Teleconference

The 15 ACC head basketball coaches will be featured on nine Monday teleconferences during the 2015-16 season, beginning on Monday, January 4, 2015, and continuing through February 29. Each coach will have 10 minutes to make an opening statement and answer questions. There will be an instant replay of each teleconference on the Conference's internet site TheACC.com each Monday afternoon.

Georgia Tech head coach Brian Gregory will be on the teleconference at 10:40 a.m. each week.

Coaches that play on Monday in January and February are not required to participate in that day's call. Three schools – Boston College, Georgia Tech and Pittsburgh, do not have a Monday game, so those three coaches will be on every Monday at the same time. The teleconference schedule for each Monday will differ for the other 12 head coaches, depending on what teams play that Monday night.

Contact the ACC media relations office at 336-851-6062 for the call-in number and for questions on the schedule.

years, an unprecedented string. Under Brian Gregory, The Yellow Jackets have ranked 60th, 96th, 97th, 11th and 21st, respectively, the last five years, each team ranking among the top 11 in Tech history.

- Tech out-rebounded 111 of its 162 opponents under Gregory, with six ties, and 58 of its 93 ACC opponents (including tournament games).

Spinning the Scoreboard

- Tech's 116 points against Cornell were the fifth most in the program's history and the most since the Yellow Jackets scored 120 vs. Texas in the Pre-Season NIT on Nov. 27, 1991.

- Prior to the start of this season, Tech had not reached the century mark since Nov. 14, 2009 vs. Florida A&M (100-59), but has done so twice in its first three games.

- Tech placed seven players in double figures against Cornell, six against Green Bay, five against South Carolina.

- Tech has scored 50 or more points in a half five times this season.

- Tech's 47 field goals against Cornell were the sixth most in program history and the most for the Jackets in a game since making 51 vs. Loyola Marymount on Dec. 22, 1990.

- Tech's 30 assists against Cornell tied for the sixth most in program history. The last time the Jackets had 30 or more occurred Nov. 16, 2006 against Georgia State (also 30).

- The Jackets shot 60.3 percent (47-for-78) from the floor against Cornell, the highest they achieved under head coach Brian Gregory.

- Tech has won twice this season by 30 or more points for the first time since the 2013-14 season, when it defeated Presbyterian (88-57) and East Tennessee State (87-57).

Tracking @GTMGH3

Marcus Georges-Hunt reached double figures 92 times in 130 career games at Georgia Tech. He scored in double digits in 29 of 36 games his senior season.

He scored 20 or more points 12 times as a senior, including a career high of 30 against Wake Forest on Feb. 10, and 28 in the Yellow Jackets' ACC Tournament win over Clemson. He exceeded 20 points 21 times in his career.

Georges-Hunt surpassed 24 players on Tech's all-time scoring list to reach 11th place with 1,728 career points.

He set an all-time Tech mark for career games started (128) and tied the mark for most games played (130).

Georges-Hunt ranked third among active ACC players in career points, behind North Carolina's Marcus Paige and Virginia's Malcolm Brogdon.

Marcus on Point

As Georgia Tech's leading scorer as a freshman and a junior and No. 2 as a sophomore, Marcus Georges-Hunt was nothing if not consistent. His 16.7 points-per-game average, 45.4-percent field goal percentage, 34.2-percent success rate on threes and 82.3-percent conversion rate from the free throw line were career bests and continued a steady improvement year-to-year.

But the 6-5 senior from College Park, Ga., took on a new role for Georgia Tech - point guard. In an effort to beef up Tech's lineup physically and defensively, Georges-Hunt was asked to handle the ball and initiate the Yellow Jackets' offense for the majority of the time beginning with Tech's Jan. 9 game against Virginia.

Georges-Hunt, who always was a quality ballhandler and passer in his career, led the Yellow Jackets in assists against the ACC schedule (3.83 per game) and averaged a team-high 3.31 assists overall.

Against Virginia, he subjugated his scoring role (five points) and dogged the Cavaliers' Malcolm Brogdon into working hard for his 19 points (on 20 shots, 1-for-9 on threes). He did the same against Syracuse and Duke, dishing 11 assists, including a career-high seven against the Blue Devils, while scor-

ing 16 total points. He dished as many as seven assists three times in ACC play this season.

In the same stretch, however, he recorded the five highest-scoring games of his career - 27 vs. Virginia Tech, 26 vs. NC State, 30 vs. Wake Forest, 27 at Florida State, 28 against Clemson in the ACC Tournament, and scored 20 or more eight times in that stretch.

He accumulated eight assists, a new career high, at South Carolina with 14 points and no turnovers in 30 minutes.

In the Yellow Jackets' more open offensive attack, Georges-Hunt has flourished, reaching double figures in 29 of 36 games and averaged 18.1 points in ACC regular-season games.

MGH Shines in Crunch Time

Marcus Georges-Hunt delivered some of his best basketball in key moments, and eight Georgia Tech games in 2015-16 are a testament to how the 6-5 senior guard lifted the Yellow Jackets when they need it the most.

In the second half of Tech's ACC regular-season games this season, Georges-Hunt averaged 18.6 minutes (out of possible 20) per game and 9.7 points. He has converted 50.9 percent of his field goals, 7-of-24 threes and 78.1 percent of his free throws.

- He continued that against Clemson in the ACC Tournament, scoring 24 of his game-high 28 points in the second half and overtime, including all of his free throws (15-of-16). He made two game-tying free throws with 13 seconds left to force overtime and went 6-for-6 in the final 1:10.

- With the game tied and the final seconds winding down Feb. 23 against Clemson, Georges-Hunt attacked the basket and was fouled, and knocked down the game-winning points at the free throw line in Tech's 75-73 win. He went 8-for-9 from the free throw line in the game, 8-of-10 from the floor, and scored a game-high 25 points with five rebounds and four assists. Moreso, he took on the assignment of guarding the Tigers' leading scorer, Jaron Blossomgame, who had scored 17 first-half points, and limited him to five in the second half (2-8 FG).

- Against No. 19 Notre Dame, he delivered the fourth last-second, game-winning basket of his career, spinning into the lane and floating a runner that fell over the front of the rim for a 63-62 Tech win. It capped a 19-point effort in which he had seven assists and one turnover while playing the full 40 minutes.

- Georges-Hunt scored 20 of his game-high 27 points in the second half at Florida State, making all three of his three-point attempts and hitting 5-of-7 from the floor overall. He also got to the line 10 times, making seven, to help Tech hold off a furious Seminole rally. He also had four assists and just one turnover in a career-high 38 minutes.

- Georges-Hunt scored 19 of his career-best 30 points after halftime against Wake Forest, rallying the Yellow Jackets from a 39-35 deficit at intermission to a 71-66 win. He went 11-of-15 from the floor, including a key three-point play that gave Tech the lead for good, and 7-for-7 from the foul line, including 4-for-4 inside the final minute of the game.

- He scored 17 of his 26 points after halftime at NC State, including a rare five-point play that included a basket and a foul for a three-point play, plus two technical free throws, that launched a 15-1 run for the Jackets after NC State had whittled a 14-point Tech lead down to one.

- He scored 11 of his 20 points and assisted on four other baskets after halftime Dec. 29 as Tech fought back from a halftime deficit to defeat Duquesne, 73-67.

- Georges-Hunt scored 14 of his 20 points in the second half Dec. 15 against VCU, helping Tech turn a 27-27 halftime tie into a 77-64 victory. He went 9-of-10 from the free throw line after intermission.

- On Dec. 5 at Tulane, he scored 15 of his 19 points in the second half to help Tech hold off the Green Wave on the road. He scored five of those points in the final four minutes, after picking up his fourth foul, also assisting on one other basket and taking a key charge with 1:39 left and Tech nursing a five-point lead.

TECH NOTEBOOK

McCamish Pavilion 411

Name: McCamish Pavilion (mc-CAME-ish), named for Atlanta insurance executive Hank McCamish who gave the lead gift for the facility

Capacity: approximately 8,600 (6935 court level, 1665 balcony level)

Cost: \$50 million

Contractor: Whiting-Turner

Architect: Populous

Cremins Court: the court remains named for the former Tech head coach

Alexander Courtyard: located at the Fowler Street entrance, honors the former Tech director of athletics and the history of the former Tech home arena named for him

Grand entrance: 10th and Fowler Streets, foyer includes graphic representations of retired jerseys and Tech's two Final Four appearances

Other entrances: West entrance off Fowler Street (students and media), East entrance from main arena parking (for club patrons)

Features: center-hung scoreboard and video boards, mezzanine fascia ribbon boards, theatrical lighting, primarily chairback seating, club area

Facts and Dates

- 2,500 cubic yards of concrete removed
- 3,000 cubic yards of concrete installed
- 500 tons of new steel installed
- Over 1 mile of new railing installed
- 20,000 gallons of paint used
- 2,000 feet of new mechanical piping
- 2,500 feet of new ductwork
- \$4M in new audio-visual and scoreboards
- 50 TV's throughout the concourse and Callaway Club
- Farthest distance material has traveled to get on site: 4,835 miles
- Shortest distance material has traveled to get on site: 1 mile
- Number of Tech alumni involved in the project: over 100
- Number of days construction took: 520
- Number of 1950's old style Coke bottles found while installing the underground foundations: 11
- Number of new staircases: 13
- Number of new sports lights for the competition floor: Over 300
- 270-degree court view from concourse

Groundbreaking: May 5, 2011

Opening: October, 2012

First public event: Oct. 21, 2012 - Jacket Jam (men's and women's scrimmages)

First men's game: Nov. 9, 2012 vs. Tulane

Head coaches: Brian Gregory of Georgia Tech, Ed Conroy of Tulane

Officiating crew: Karl Hess, Gary Maxwell, Raymond Styons

TV announce crew: Tom Werme, Cory Alexander (ACC Network)

First Tech points: Marcus Georges-Hunt (2 FT, 18:13, 1st half)

First basket: Tulane's Josh Davis (18:44, 1st half)

Attendance: 8,600 (sellout)

First women's game: Nov. 11, 2012 vs. Tennessee

Tech played 55 seasons in Alexander Memorial Coliseum, compiling a record of 556-194 (.741). Miami was the last team to play Tech there, a game Tech won, and was the first ACC team to play in McCamish Pavilion, which Miami won. For the 2011-12 season, Tech played its home games at Philips Arena and the Arena at Gwinnett.

• **In his junior year**, Georges-Hunt scored 15 of his 20 points in the second half to rally Tech from a 23-point deficit to force overtime at Clemson. He had five assists, three steals and no turnovers, and six of his nine rebounds in the second half of that game. He went 5-of-8 from the floor and 5-of-6 from the free throw line.

• In Tech's ACC win at Miami, Georges-Hunt scored 17 of his 24 points in the second half to help Tech pull away at Miami. He hit 7-of-8 shots from the floor.

• At Notre Dame on Jan. 3 of last season, he scored 12 of his 20 points after halftime, including a basket on a drive to give Tech its last lead at 59-58 with 38 seconds left.

• Against Charlotte, he scored the game-winning basket on a drive to the lane with 1.9 seconds left. He scored 16 of his 25 points in the second half and eight of those in the final 5:06.

• **Two seasons ago** in a win over Boston College, he scored Tech's last eight points and hit the game-winning three-point basket while being fouled. He converted the four-point play and finished with 15 points.

• **In his freshman year at sixth-ranked Miami**, Georges-Hunt followed his own miss with the winning tip-in as time expired, completing a Tech rally from 13 points down for a 71-69 upset in Coral Gables. Georges-Hunt drove into the lane and threw up a one-hander that bounced off the rim. He got his hand on the ball and tapped it back in for only his second basket of the game.

Tracking @StuckLikeChuck1

Charles Mitchell began the 2015-16 season by recording double-doubles in each of Georgia Tech's first nine games and finished the season third in the ACC and No. 23 in the nation with 16 for the season.

No Tech player in the Atlantic Coast Conference era had ever begun a season with nine straight double-doubles, and the longest streak of double-doubles at any point in a season had been five games (Malcolm Mackey in 1991-92 and Gani Lawal in 2008-09).

• Mitchell amassed 23 double-doubles in a Tech uniform and 28 for his career.

• The 6-8 senior fell just short in his bid to become the first Tech player since Alvin Jones in 2000-01 to average in double figures in scoring and rebounding for a full season. Only Jones and Malcolm Mackey (1991-92 and 1992-93) have done so for the Yellow Jackets since they joined the ACC in 1979-80.

• Mitchell ranked No. 4 in the ACC in rebound average (9.7 rpg) and No. 2 in offensive rebounds (3.83 per game). He ranked 31st and 13th, respectively, in the nation.

• Mitchell's 974 career rebounds (567 of them at Tech) was No. 3 among active players in the ACC behind Wake Forest's Devin Thomas and North Carolina's Brice Johnson.

• Mitchell had 36 double-digit scoring games in a Tech uniform, and 52 for his career. He finished his college career with 1,085 career points.

• Mitchell had 43 career double-figure rebound games, establishing a new career high of 19 at Clemson on Feb. 13, a Tech individual record for an ACC game, and has games of 18 rebounds (Nov. 26 vs. Arkansas) and 17 (Jan. 6 at Pittsburgh).

@AdamIIISmith Lets it Fly

Adam Smith's presence on the floor for Georgia Tech was expected to make a significant difference for the Yellow Jackets offensively this season.

After a 13-game non-conference season in which he averaged 13.1 points and shot 43.7 percent from three-point range, the graduate transfer from Virginia Tech took it to another level in the Yellow Jackets' early ACC games. He scored 20 points against North Carolina, 30 against Pittsburgh, 16 against Virginia, 15 at Notre Dame, 20 at NC State and 17 vs. Duke.

Smith scored 20 or more points seven times in Tech's last 11 games, including 20 against Nouston in the NIT opener and

21 at South Carolina.

The 6-foot-1 graduate student averaged 15.6 points in ACC regular-season games, including 25 in Tech's win at Florida State, 20 in the Jackets' win against Clemson and 23 in the regular-season finale against Pittsburgh. He hit 39.0 percent of his threes in Tech's ACC games, leading the conference in threes per game (3.06) and ranking seventh in percentage.

His eight threes at Pittsburgh, a career best, set an individual record for the Petersen Events Center. They were the most threes by a Tech player since Drew Barry made nine against North Carolina in 1996. Barry is one of four Yellow Jackets to make nine in an ACC game.

He became the first Tech player to score 30 points in a game since Iman Shumpert had 30 at North Carolina on Jan. 16, 2011.

Smith made more threes this season (a career-high 109) than any Tech player since Dennis Scott in 1989-90, when he set the Tech record with 137, and recorded the third-highest total for a single season in Tech history.

"I don't think [Adam Smith] had an open shot all night. He made hard shots. Now if those shots don't go in... but they went in. There's no such thing as make-believe. He made hard shots. He has the freedom to take them, so obviously he's a good shooter. We hadn't played anybody who takes shots like that, much less makes them. I saw Stephen Curry take a shot like that in the Oklahoma City game." - Houston coach Kelvin Sampson on Adam Smith

ACC Schedule Rotation Set

The Atlantic Coast Conference announced the 18-game conference matchups for the 2016-17 and 2017-18 seasons.

Every other team in the ACC will visit McCamish Pavilion at least once in the next two years. Clemson and Notre Dame, Tech's permanent home-and-away partners, as well as NC State and Syracuse, will come to Atlanta during both seasons.

Tech's home schedule for next season (2016-17) will also include Boston College, Florida State, Louisville, North Carolina and Pittsburgh. In the 2017-18 season, Duke, Miami, Virginia, Virginia Tech and Wake Forest come to Atlanta.

Along with the Tigers and the Fighting Irish, the Yellow Jackets will play NC State and Syracuse twice next season (home and away) and will face Virginia and Wake Forest twice in 2017-18.

The matchups designate the 18-game home and away opponents for each of the next two seasons. Regular-season ACC matchups for the 2016-17 and 2017-18 seasons are listed below.

Georgia Tech: 2016-17

Home/Road: Clemson, Notre Dame, NC State, Syracuse
Home: Florida State, North Carolina, Louisville, Pitt, Boston College
Road: Miami, Duke, Wake Forest, Virginia, Virginia Tech

Georgia Tech 2017-18

Home/Road: Clemson, Notre Dame, Wake Forest, Virginia
Home: Miami, Duke, NC State, Virginia Tech, Syracuse
Road: Florida State, North Carolina, Louisville, Pitt, Boston College

Beginning Storylines for 2015-16

• Georgia Tech's roster included five transfers, four of whom "came home." Nick Jacobs (transferred from Alabama), Charles Mitchell (Maryland), Adam Smith (Virginia Tech) and James White (Arkansas-Little Rock) are all from metro Atlanta. Seven of Tech's 12 active players are from the metro area.

• Of the five players who started Tech's opening game this season, only Marcus Georges-Hunt began his career with the Yellow Jackets.

• A couple of Tech players received some pre-season recognition from basketball experts. Adam Smith, a graduate transfer from Virginia Tech, has been named one of the nation's

TECH NOTEBOOK

Double-Doubles in 2015-16

Date/Opponent	Player	Pts	Reb
11/13 vs. Cornell	Charles Mitchell	21	11
11/13 vs. Cornell	James White	14	11
11/16 vs. Tennessee	Charles Mitchell	12	12
11/19 vs. Green Bay	Charles Mitchell	15	12
11/22 vs. ETSU	Charles Mitchell	10	11
11/26 vs. Arkansas	Charles Mitchell	18	18
11/27 vs. Villanova	Charles Mitchell	16	11
12/1 vs. Wofford	Charles Mitchell	10	15
12/5 at Tulane	Charles Mitchell	14	14
12/15 vs. VCU	Charles Mitchell	12	11
12/25 vs. SE Louisiana	Charles Mitchell	14	15
12/21 vs. SE Louisiana	James White	12	13
1/6 at Pittsburgh	Charles Mitchell	20	17
1/23 vs. Louisville	Nick Jacobs	16	10
1/27 at NC State	Charles Mitchell	11	10
2/10 vs. Wake Forest	Charles Mitchell	14	15
2/13 at Clemson	Charles Mitchell	11	19
3/1 at Louisville	Charles Mitchell	15	12
3/5 vs. Pittsburgh	Nick Jacobs	19	12
3/21 at South Carolina	Nick Jacobs	10	10

10+ Points off the Bench

Date/Opponent	Player	Pts
11/13 vs. Cornell	Tadric Jackson	11
11/13 vs. Cornell	Quinton Stephens	13
11/13 vs. Cornell	James White	14
11/19 vs. Green Bay	Quinton Stephens	14
11/26 vs. Arkansas	Ben Lammers	10
12/1 vs. Wofford	Quinton Stephens	12
12/19 at Georgia	Tadric Jackson	14
1/9 vs. Virginia	Nick Jacobs	16
1/13 at Notre Dame	Nick Jacobs	10
1/16 vs. Virginia Tech	Nick Jacobs	15
1/23 vs. Louisville	Nick Jacobs	16
1/27 at NC State	Charles Mitchell	11
1/30 at Syracuse	Ben Lammers	10
2/2 vs. Duke	Tadric Jackson	15
2/7 vs. Miami	Tadric Jackson	13
2/10 vs. Wake Forest	Nick Jacobs	11
3/10/16 vs. Virginia	Tadric Jackson	11

Most Double-Doubles in a Season (ACC Era)

Malcolm Mackey (1991-92)	17
Malcolm Mackey (1992-93)	16
Matt Harpring (1997-98)	16
Gani Lawal (2008-09)	15
Charles Mitchell (2014-present)	15
Malcolm Mackey (1990-91)	13
Chris Bosh (2002-03)	13
Jason Collier (1999-2000)	12
Matt Harpring (1995-96)	11
Alvin Jones (1998-99)	11
Derrick Favors (2009-10)	11
Alvin Jones (2000-01)	10

Season Double-Doubles

Since 1953, eight Georgia Tech players have averaged double figures in points and rebounds for an entire season.

Player	Year	PPG	RPG
Alvin Jones	2001	13.4	10.4
Malcolm Mackey	1993	15.6	10.2
Malcolm Mackey	1991	15.3	10.7
Rich Yunkus	1971	25.5	11.1
Rich Yunkus	1970	30.1	12.0
Rich Yunkus	1969	24.1	11.0
Jim Caldwell	1965	17.4	13.8
Jim Caldwell	1964	14.0	14.0
Jim Caldwell	1963	13.7	10.9
Dave Denton	1958	12.0	10.9
Lenny Cohen	1957	13.4	11.1
Dick Lenholt	1955	10.0	10.6
Pete Silas	1953	17.0	13.7

top 20 impact transfers both by Jeff Goodman at ESPN.com and Jon Rothstein at CBSsports.com. Rothstein also tabbed sophomore guard Tadric Jackson as one of 15 under-the-radar players who could have a breakout season.

- Seniors Marcus Georges-Hunt and Charles Mitchell and junior Quinton Stephens served as Tech's captains for 2015-16.

- Sophomore forward Abdoulaye Gueye and freshman center Sylvester Ogbonda sat out the season as redshirts.

- Six of Tech's top eight scorers from 2014-15 returned – Georges-Hunt, Jackson, Jorgenson, plus Charles Mitchell, F; Quinton Stephens, F; Josh Heath G, all perimeter players except Mitchell.

- Tech immediately replaced its two seniors (post players Demarco Cox and Robert Sampson) as transfer Nick Jacobs (6-9, three years at Alabama), a proven scorer in the post, became eligible and 6-10 Sylvester Ogbonda joined the team as a freshman.

- Tech filled its two open scholarships after the season with Adam Smith, a graduate transfer from Virginia Tech, who is from Jonesboro, Ga., and led the ACC in three-point percentage last season while averaging 13.4 points per game, and 6-8 forward James White, a graduate transfer from Arkansas-Little Rock (also from Jonesboro, Ga.) who averaged more than 11 points a game last season.

- In Marcus Georges-Hunt (13.6 ppg) and Adam Smith (13.4), Georgia Tech entered this season with the No. 7 and 8 individuals in scoring average among returning players in the Atlantic Coast Conference.

- Ten of Tech's 13 scholarship players entered the season with significant Division I starting experience. Eight of the Jackets' returning players started at least three games in 2014-15, and those players had combined for 178 starts in a Tech uniform. Transfers Nick Jacobs (29), Adam Smith (59) and James White (51) combined for 129 starts at their former schools.

- Tech was picked to finish 13th in the ACC in a pre-season media poll, and finished 11th.

Bahamas Trip Offers Early Look

Georgia Tech took its first summer trip out of the United States since 1991 when the Yellow Jackets traveled to the Bahamas for a six-day, three-game excursion in early August.

The Jackets won all three games, the first two easily - 101-60 over the Atlantis All Stars and 115-70 over the Providence Storm - before overcoming a 20-8 deficit and holding off the CTG Knights, 77-69, as Nick Jacobs scored 31 points in 22 minutes.

The trip allowed the Jackets to practice 10 times as a team in addition to the NCAA allowance of individual instruction and strength and conditioning time during the summer term. They also got their first taste of the shorter shot clock (30 seconds in 2015-16), working with a 24-second shot clock in the practices as well as the three games, which were played under FIBA rules.

The 6-foot-8, 260-pound Jacobs played in two games, scoring 47 points in about 40 minutes.

Fellow big man Charles Mitchell was also prolific, averaging 17 points and eight rebounds. Sophomore guard Tadric Jackson averaged 14 points, and junior guard Corey Heyward 10.0.

Sophomore point guard Travis Jorgenson was good for 9.3 points and 5.3 assists per game with 16 assists and just three turnovers. Sophomore center Ben Lammers led Tech with 25 rebounds in 53 minutes and averaged 7.3 points.

Tech played without its projected two leading scorers - Marcus Georges-Hunt and Adam Smith - both of whom were protecting injuries.

They said it...

"They've got a very veteran point guard [Marcus Georges-Hunt] and [Adam] Smith makes a lot of bad shots. He allowed

[the post players] to get some separation with those shots and they scored 16 points on second-chance points. We've done that to a lot of teams." - Houston coach Kelvin Sampson

"I think they're a little bit under the radar right now, but they're playing good basketball. Brian [Gregory] has done a good job of really keeping those guys together and focused. They seem like really good kids. They play hard. They're just playing really well. They believe in each other, and they got a guy in Marcus Georges-Hunt who's an all-league type guy. They've now won some big close games." - Clemson head coach Brad Brownell

"They're old, and they're men. They're physical. We had a hard time dealing with them in the post with those big guys early. I think they'll always have a chance coming down the stretch because they are so old and so physical. You've got Georges-Hunt and Smith who are amazing difference-makers." - Notre Dame head coach Mike Brey

"I think Georgia Tech is one of the better teams in the league. They lose by four to Louisville. One to Virginia Tech. I think our schedule is bad -- theirs is probably as bad or worse in terms of trying to get off to a good start. I think that they've played really good basketball. In all their losses, they were at Pitt, at Louisville, at North Carolina. They were in every game -- every game right until the end." - Syracuse head coach Jim Boeheim

"[Georgia Tech's] coaching staff takes away and knows what we run offensively and defensively better than any team in the conference. You always know it's going to be a dogfight because they know what we run so well. They hurt our press and they do certain things that other teams don't do, so I want to give them a lot of credit. They've had a lot of difficult losses..." - Louisville head coach Rick Pitino

"I thought we defended them well, and they made some tough shots. I'm not surprised that they beat Virginia because of how well they played against us." - Pittsburgh head coach Jamie Dixon

"He's such a talented and gifted (player), and he's a man. He's been through the battles of our league. I'm so impressed with Georgia Tech. Brian has done such a great job, kind of re-inventing his group. They are really gifted offensively. They have changed their M.O., and they can come at you and attack you. They've always had bodies. That's such a tough matchup when you have a big guy handling the ball up there, and we have to make some decisions on who would match up with him when he's handling the ball up top." - Notre Dame head coach Mike Brey on Marcus Georges-Hunt and Georgia Tech's improvement

"They're playing at a faster pace, which fits their personnel very well; they've got some changes from what they had last year. But they're opening the floor up. I think the faster pace and opening up the floor has been good for them with Marcus and Smith and some of the shooters they have. I think they're better in every area, but the one that shows up statistically is they were one of the poorer three-point shooting teams last year, and they've had some big days shooting the three-pointer this year. That in itself has opened things up for their big guys as well." -

North Carolina head coach Roy Williams on Georgia Tech

"Georgia Tech played hard. They were hungry, they were physical and aggressive; they are much improved. Brian has done a great job; their balance in scoring. The game Stephens had, the shots that he hit, one or two were open, but some of them were very contested. The addition of Smith, some perimeter shooting, with Georges-Hunt in there, he's such a complete and powerful player on the perimeter. There are some work-horses inside, they have some balance offensively. You could see it on the road, and the physicality that they played with against us." - Virginia head coach Tony Bennett on how Georgia Tech is different from last year

"Brian Gregory and his staff did a nice job adding a couple of quality players who will help immediately. Tech picked up 6-1 Adam Smith -- who led Virginia Tech in both scoring (13.4) and 3-point shooting (42.4 percent) last season -- and

TECH NOTEBOOK

Tech Alumni in the NBA

Player	Team
Chris Bosh	Miami Heat
Derrick Favors	Utah Jazz
Jarrett Jack	Brooklyn Nets
Anthony Morrow	Oklahoma City Thunder
Iman Shumpert	Cleveland Cavaliers
Thaddeus Young	Brooklyn Nets

Other Tech Alums in Pro Ball

Alade Aminu	Hapoel Eilat (Israel)
Tony Akins	Jeonju KCC Egis (South Korea)
Will Bynum	Guangdong Southern Tigers (China)
Demarco Cox	Hapoel Kazrin (Israel)
Mouhammad Faye	Openjobmetis Varese (Italy)
Trae Golden	Etha (Cyprus)
Kammeon Holsey	Grand Rapids Drive (NBA D-League)
Gani Lawal	Westchester Knicks (NBA D-League)
Stephon Marbury	Beijing Ducks (China)
Anthony McHenry	Ryukyu Golden Kings Okinawa (Japan)
Daniel Miller	Akhisar Belediye (Turkey)
Zachery Peacock	JL Bourg Basket (France)
Robert Sampson	Atenas Cordoba (Argentina)
Luke Schenscher	Townsville Crocodiles (Australia)
Jeremis Smith	Hapoel Holon (Israel)
Lance Storr	Aguilas De Tunja (Colombia)
Mfon Udofia	Siarka (Poland)
Mario West	Centro Juventud Sionista de Parana (Argentina)

Former Tech Players in Coaching

Player (at Tech)	Current Position
Ty Anderson (2006-09)	+North Georgia
Rod Balanis (1990-94)	#Notre Dame
Shaun Fein (1999-2001)	#Maine Red Claws (NBDL)
Darryl LaBarrie (1998-01)	#Georgia State
Pierre Jordan (2011-13)	#Tennessee State
Craig Neal (1983-88)	*New Mexico
Winston Neal (1999-01)	*Columbia State (Tenn.)
Kyle Perry (1998-01)	#USC Upstate
Mark Price (1982-86)	*UNC Charlotte
Fred Vinson (1992-94)	#New Orleans Pelicans

**head coach; #assistant coach; +graduate assistant*

Former Tech Coaches in Coaching

Coach (at Tech)	Current Position
Perry Clark (1982-88)	#South Carolina
Sherman Dillard (1988-94)	#Iowa
Billy Schmidt (2011-14)	#OKC Thunder
Cliff Warren (2000-05)	#Maryland
Charlton Young (2005-09)	#Florida State
Peter Zaharis (2000-11)	#Emory

also beat out plenty of high-majors for Arkansas-Little Rock's James White, a 6-8 forward who averaged 11.9 points and 6.6 rebounds last season. Smith will get a shot to start for Gregory, and White could also wind up in the starting lineup. Smith led the Hokies in scoring (13.4 ppg) last season and can also shoot it from deep (42.4 percent). Even if he can't play the point, he'll help Georgia Tech." - **Jeff Goodman on ESPN.com**

"Can a team go 12-19 one year and be in contention for an NCAA bid the next year? It's very possible when you break down what the Yellow Jackets went through last season and what they've added since. Brian Gregory's squad lost 13 ACC games last year by seven points or less including three games that were lost in overtime. Georgia Tech returns two potential All-ACC players in Marcus Georges-Hunt (13.6 points per game, 5.5 rebounds per game in 2014-15) and Charles Mitchell (9.8 points per game, 7.0 rebounds per game in 2014-15) while adding three transfers in Adam Smith (Virginia Tech), Nick Jacobs (Alabama), and James White (Arkansas-Little Rock). The 6-8, 260 pound Jacobs will give this team another option to throw the ball to in the low post while Smith (13.4 points per game, 81 3-pointers last season) should take immense offensive pressure off Georges-Hunt. The wild card for this team? Sophomore guard Tadic Jackson. The 6-2 lefty is a big-time talent, but needs to develop into a consistent scorer to put this team over the top. If Jackson develops as an offensive spark off the bench, things could get real interesting for this team in the ACC." - **Jon Rothstein at CBSsports.com**

Future Jackets

Georgia Tech signed four-star power forward Romello White and a pair of three-star perimeter players in Josh Okogie and Christian Matthews to national letters-of-intent during the November signing period.

White, 6-9 from Suwanee, Ga., and Okogie, 6-4 from Snellville, Ga., are ranked No. 69 and No. 143, respectively, in the Rivals 150 rankings for the class of 2016, while Matthews, 6-6 from Fort Washington, Md., was among the top 150 players ranked by Scout.com.

Christian Matthews, Wing, 6-6, Fort Washington, Md.

Matthews attends the National Christian Academy and is a three-star prospect according to ESPN, Rivals and Scout. CBS-affiliate 247sports.com lists Matthews among the nation's top 150 players while Scout.com ranks him 30th among the country's small forwards and the best in Maryland. The Washington Post described Matthews as "blessed with soft touch and plenty of range."

As a senior, Matthews helped National Christian Academy to a 30-2 record and the Capital Beltway championship, one year after NCA went 20-6 and reached the finals.

Josh Okogie, Guard, 6-5, Snellville, Ga.

Josh Okogie, a 6-5, 185-pound guard from Shiloh High School in Snellville, Ga., was named to the all-state first team in 2015 and 2016 by the Atlanta Journal-Constitution. Rivals and Scout both tab Okogie as a three-star talent. 247sports.com tabs the senior as the state's fourth-best player while Rivals ranks him among the country's top 150 players.

Okogie, a three-year starter at Shiloh High School, led the Generals' to a 28-4 mark and the program's first-ever state semi-final appearance as a junior, then to a 24-6 record and the Region 8-AAAAAA championship as a senior. Okogie was named the Gwinnett Daily Post's Player of the Year as a junior and a senior, and was named first-team All-State by the Atlanta Journal-Constitution in 2016.

Romello White, Forward, 6-9, Suwanee, Ga.

Romello White began his career at Peachtree Ridge High School where he played two seasons before transferring to IMG Academy in Bradenton, Fla., where he was named third-team all-state among independent schools in 2015. In returning to Georgia, White joined a national powerhouse in Wheeler High

School for his senior season, where the Wildcats went 22-6 (19-1 vs. teams in Georgia) and won the Region 5-AAAAAA championship. He earned second-team All-State honors by the Atlanta Journal-Constitution as a senior.

Recruiting services unanimously identify White as one of the top 100 players in the country with ESPN, Rivals and 247Sports.com tabbing him among the top 75. Both Scout.com and 247Sports.com list the four-star talent as one the nation's top 20 power forwards.

Making History

Georgia Tech made some history during its five seasons under head coach Brian Gregory.

- The first came quickly, a 68-56 win over Georgia in Athens on Dec. 7, 2011, the team's first victory in Athens in 35 years.

- Before this year's loss on Dec. 19, Tech had defeated its in-state rival four consecutive games for the first time since winning four straight during its final two seasons in the Southeastern Conference (1962-63, 1963-64). The Jackets also won back-to-back games in Athens for the first time since winning three straight from 1959-61.

- For the first time since Roy McArthur in 1946-47 and 1947-48, Gregory won in his first four tries against state-rival Georgia.

- Tech beat a top-10 team four times, twice on the road - a 67-62 win at No. 7 Syracuse on March 4, 2014 and a 71-69 win over No. 6 Miami on March 6, 2013. The Jackets defeated No. 4 Virginia, 68-64, and No. 9 Notre Dame, 63-62, at home this season.

- Tech won three ACC road games in two straight seasons and went 5-7 overall on the road in 2013-14, the team's best road record since 2007-08. The Jackets again won three ACC road games and went 5-8 in 2015-16.

- Like his two predecessors, Brian Gregory captured his first career ACC victory on the road (82-71 over NC State on Jan. 11). Bobby Cremins defeated Maryland for his first, 45-43 on Dec. 23, 1981, while Paul Hewitt won at Virginia, 73-68, on Jan. 9, 2000.

Arts and Letters

Not only has Georgia Tech improved on the court since Gregory arrived, but has made big strides in the classroom as well. Beginning with Moe Miller and Lance Storr in the summer after Gregory took over the reins at Tech, every four-year senior in the program has graduated.

Derek Craig and Nick Foreman received their Tech degrees in 2012, as did the 2013 senior class of Mfon Udofia, who finished his business administration degree work in the summer, and Pierre Jordan, who completed his Masters degree requirements in building construction in the spring. Brandon Reed graduated in the summer with his management degree before transferring back to Arkansas State to play his final year of basketball.

All three of Tech's four-year seniors in 2013-14 - Kammeon Holsey, Daniel Miller and Jason Morris - graduated that spring. Robert Sampson, the Jackets' only undergraduate scholarship senior in 2014-15, graduated in the spring.

From the 2015-16 squad, Marcus Georges-Hunt and Nick Jacobs were on track to complete their undergraduate degrees in May, Georges-Hunt accomplishing the rare feat of graduating in four years, while Charles Mitchell was on schedule to graduate in the summer.

Georges-Hunt and Tadic Jackson have made the Academic All-ACC team twice, and the Yellow Jackets have had at least one player named to that team since it was instituted for the 2010-11 season.

Tech's men's basketball team has recored the highest Academic Progress Report scores the last four years since the NCAA began tracking academic performance in 2004-05. The Jackets scored a perfect team single year APR score of 1000

TECH NOTEBOOK

Top-25 Wins for Brian Gregory

Dec. 8, 2007	at No. 11 Louisville*	70-65
Dec. 29, 2007	No. 6 Pittsburgh*	80-55
Jan. 9, 2008	No. 22 Rhode Island*	92-83
Nov. 29, 2008	No. 15 Marquette*	89-75
Feb. 11, 2009	No. 14 Xavier*	71-58
Nov. 19, 2009	No. 21 Georgia Tech* (n)	63-59
Mar. 11, 2011	No. 18 Xavier* (n)	68-67
Mar. 6, 2013	at No. 6 Miami	71-69
Mar. 4, 2014	at No. 7 Syracuse	67-62
Jan. 28, 2015	at No. 23 Miami	70-50
Jan. 9, 2016	No. 4/4 Virginia	68-64
Feb. 20, 2016	No. 9/8 Notre Dame	63-62

*at Dayton

Never Missed a Game at Tech

Four-year players who played every game of their careers (ACC era)

Player (Years)	Starts	Games Missed
Malcolm Mackey (1990-93)	127	130 0
Marvin Lewis (2001-04)	121	130 0
Mark Price (1983-86)*	126	126 0
Daniel Miller (2011-14)*	126	126 0
Travis Best (1992-95)	122	124 0

*Only players to start 100% of Tech's games for 4 years

Came Close

Marcus Georges-Hunt (2012-16)	129	130	1
Brian Oliver (1987-90)	113	127	1
Bruce Dalrymple (1984-87)	126	126	1
John Salley (1983-86)	125	125	1
Kammeon Holsey (2011-14)	58	125	1
Alvin Jones (1998-01)	118	124	1
Tony Akins (1999-02)	117	122	1
Matt Harpring (1995-98)	119	124	2
Tom Hammonds (1986-89)	122	123	4

Non-Conference Breakdown

Team (post-season)	Record	Conf.	RPI*	RPI#	Result
Arkansas	16-16	9-9	133	216	W, 83-73
Colgate	13-17	9-9	241	203	W, 76-60
Cornell	10-18	2-10	244	223	W, 116-81
Duquesne (CB)	17-17	6-12	162	123	W, 73-67
ETSU	22-11	14-4	86	77	L, 68-69
Georgia (NT)	20-14	10-8	62	63	L, 61-75
Green Bay (NCAA)	23-13	11-7	112	181	W, 107-77
S.E. Louisiana	11-21	9-9	331	338	W, 75-62
Tennessee	15-19	6-12	145	180	W, 69-67
Tulane	12-22	3-14	232	190	W, 76-68
VCU (NCAA)	25-11	14-4	37	117	W, 77-64
Villanova (NCAA)	34-5	16-2	4	8	L, 52-69
Woford	15-17	11-7	200	234	W, 77-61

GT Strength of schedule rank (overall): 24

GT Strength of schedule rank (non-conference): 103

*CBSSports.com (through games of April 3)

#CBSSports.com (at time of the game, or as of Dec. 1 for November opponents)

three straight years from 2011-13.

Six Tech Alumni on NBA Rosters

Six former Georgia Tech basketball stars are on NBA rosters, and all of them remain a part of the teams with which they finished the 2014-15 season.

Iman Shumpert, a four-year NBA veteran, and Thaddeus Young, in his ninth season, both were traded last year in mid-season to Cleveland and Brooklyn, respectively, and helped their new teams to the playoffs. The Cavaliers advanced to the finals before losing to Golden State.

Jarrett Jack, a 12-year NBA veteran, was traded to Brooklyn prior to last season and helped the Nets reach the playoffs. He is now in his second season with the club but suffered a season-ending knee injury. Anthony Morrow is playing his 10th season in the league as a member of the Oklahoma City Thunder.

Chris Bosh, who spent the first seven years of his NBA career in Toronto, played his fifth season in Miami but saw his season cut short by a heart condition. He returned this season until the All-Star break when health issues re-occurred.

Derrick Favors emerged as a star in his fifth NBA season with Utah and has become a big key to the Jazz' fortunes.

Welcome to The Hank

Georgia Tech is playing its fourth season in McCamish Pavilion, which was for all intents and purposes, brand new when it opened for the 2012-13 season. The only physical elements of McCamish Pavilion that remain from the venerable Alexander Memorial Coliseum are the roof, which was re-covered, and the 32 steel ribs that support it.

The capacity of McCamish Pavilion is 8,600, including 1,665 seats in the new balcony level and 6,935 seats in the lower seating bowl. There are no suites, but there is a premium club area that seats 500. Alexander Memorial Coliseum seated 9,191 spectators in its final configuration.

The most striking features of McCamish Pavilion are its grand entrance, which fronts 10th and Fowler Streets, the ability for patrons to view the court from the main concourse nearly all the way around, and the theatrical lighting system, which concentrates light on the court while leaving the seating areas dark, modeled after the Staples Center in Los Angeles and Madison Square Garden in New York.

Tech played 55 seasons in Alexander Memorial Coliseum, compiling a record of 556-194 (.741). Miami was the last team to play Tech in Alexander Memorial Coliseum, a game Tech won, and was the first ACC team to play in McCamish Pavilion on Jan. 5, which Miami won. For the 2011-12 season, Tech played its home games at Philips Arena and the Arena at Gwinnett.

Tech's NCAA Tournament History

Georgia Tech played in the NCAA Tournament five times in 11 seasons under head coach Paul Hewitt and has played in the event 16 times in its history. Fifteen of those appearances have occurred from 1985 to the present.

Tech has a record of 23-16 in NCAA Tournament play, highlighted by its 2004 trip to the NCAA title game as well as a Final Four berth in 1990. The Yellow Jackets have reached the NCAA Sweet 16 seven times (1960, 1985, 1986, 1990, 1992, 1996, 2004).

The 2004 and 2005 appearances were the Yellow Jackets' first back-to-back appearances since Bobby Cremins led

the Institute to the Big Dance nine straight years from 1985-93.

Georgia Tech has won at least one game in 11 of its 16 NCAA Tournament appearances.

Tech's ACC Tournament History

Georgia Tech has played in 37 ACC Tournaments, and has a 26-34 all-time record in the event. The Yellow Jackets have won three championships, in 1985 (Atlanta), 1990 (Charlotte) and 1993 (Charlotte).

Tech has been a runner-up four times (1986, 1996, 2005, 2010). The 1986, 1996 and 2010 runs to the finals occurred in Greensboro. Tech also made the finals in 2005 at the Verizon Center in Washington, D.C.

Tech was 0-2 in the ACC Tournament under coach Dwane Morrison, 15-16 under Bobby Cremins (including all three titles), 9-11 under Paul Hewitt (runner-up in 2005 and 2010) and 2-5 under Brian Gregory.

BIO UPDATES

3 • Marcus Georges-Hunt • G • 6-5 • Sr.

- Voted second-team All-ACC by the coaches and third-team All-ACC by the media
- Model Georgia Tech student-athlete who takes his basketball, academics and family seriously ... On track to graduate in four years and receive his degree in May
- Well-rounded perimeter player who started all but one game in his career and improved statistically each season in most every category ... Able to play three positions offensively and defend four
- Added point guard to his task list as a senior, performing as Tech's primary ballhandler for the Yellow Jackets' last 11 games and for major stretches before that
- Finished his career No. 11 on Tech's all-time scoring list (1,728 points) after beginning his senior season 35th
- Became the 19th player in Tech history to accumulate 1,000 points and 500 rebounds when he reached the 500-rebound plateau
- Third among active ACC players in career points behind Marcus Paige of North Carolina and Malcolm Brogdon of Virginia
- Started 129 games in his career, surpassing the former Tech record of 127 by Malcolm Mackey (1989-93) ... Played in 130 games, tying a mark shared by Mackey, Marvin Lewis and Anthony McHenry
- Ranks third all-time at Tech in free throws made (468), fourth in attempts (625)
- Scored in double figures in 92 of 129 games in his career (44 ACC games), including 29 of 36 games as a senior ... Scored 20+ in 12 games as a senior (fifth-most in the ACC), 21 times in his career (fourth-most among active ACC players)
- Career averages of 13.3 ppg, 4.5 rpg, 43.3 percent from the floor, 32.9 percent on threes and 74.9 percent on free throws
- Tech's overall season leader in scoring with a career-high 16.7 ppg (8th in the ACC), hit 45.4 pct. of his shots from the floor, and averaged a team-high 3.31 assists per game, all career bests
- **In ACC games only: League's No. 5 scorer at 18.1 ppg, 3.3 rpg, team-high 3.83 apg, 48.6 pct. FG (8th in the ACC), 32.1 pct. on threes, 81.3 pct. FT, 35.1 minutes per game ... Has missed double figures only three times (5 vs. Virginia, 6 at Syracuse, 9 at Louisville)**
- **In the NIT: 17.0 ppg, 5.3 assists per game, 48.6 percent from the floor, 6-of-13 on threes, 11-of-13 from the foul line**
- Averaged 35.1 minutes in ACC games ... Against Notre Dame on Feb. 20, became the first Tech player since 1999 to play all 40 minutes of a game
- Made the game-winning basket with one second left against Notre Dame, and the game-winning free throws against Clemson with three seconds left, among several other late-game heroics
- Set Tech season records for free throws made (205) and attempted (249) and converted a career-high 82.3 percent ... Ranked 10th nationally in free throws made, 17th in attempts ... Ranked sixth in the ACC in free throw percentage, third in free throw attempts per game (6.9)

Career Highs

Points: 30, Wake Forest -- 2/10/16
Rebounds: 11, vs Boston College -- 3/14/13
Assists: 8, at South Carolina -- 3/21/16
Steals: 5, vs Rhode Island -- 11/30/14
Blocks: 2, at NC State -- 1/27/16 ; Louisville -- 2/23/15
FG made: 11, Virginia Tech -- 1/16/16 ; Wake Forest -- 2/10/16
FG attempts: 20, vs Boston College -- 3/14/13
3FG made: 4, Southeastern Louisiana -- 12/21/15 ; The Citadel -- 12/22/12
3FG attempts: 6, 6 times
FT made: 15, vs Clemson -- 3/9/16
FT attempts: 16, at Florida State -- 2/17/16 ; vs Clemson -- 3/9/16
Minutes: 45 (2ot), at Notre Dame - 1/3/15 ; 40 (regulation), Notre Dame -- 2/20/16

34 • Abdoulaye "A.D." Gueye • F • 6-9 • So.

- Sat out the 2015-16 season as a redshirt after playing in eight games (34 total minutes) as a freshman in 2014-15
- Wiry forward who plays the four-spot but is quick and athletic enough to defend the three
- Averaged 13.3 minutes in three games on Tech's August trip to the Bahamas, averaging 5.3 rebounds and 2.3 points ... Top game was seven points and five boards vs. Providence Storm

Gueye Career Highs

Points: 2, Alabama A&M -- 11/18/14 ; at North Carolina -- 2/21/15
Rebounds: 1, 6 times
Steals: 1, Alabama A&M -- 11/18/14 ; USC Upstate -- 12/6/14 ; North Carolina -- 3/3/15
Blocks: 1, IPFW -- 11/21/14 ; at North Carolina -- 2/21/15
FG made: 1, Alabama A&M -- 11/18/14 ; at North Carolina -- 2/21/15
FG attempts: 1, 5 times
3FG attempts: 1, North Carolina -- 3/3/15
FT attempts: 2, North Carolina -- 3/3/15
Minutes: 8, at North Carolina -- 2/21/15 ; North Carolina -- 3/3/15

11 • Josh Heath • G • 6-2 • Jr.

- Tech's starting point guard for the first 15 games of the season, and in 21 games overall ... Had 95 assists and 30 turnovers (3.17-1), would have ranked second in the ACC and in the nation's top 20, but did not have enough assists to qualify
- Averaged 2.79 assists per game (season overall) and had four or more in 12 games ... 61-to-18 ratio in his last 18 games, including 30-to-10 in ACC games
- Played 26 turnover-free minutes at NC State, his first start since Jan. 6, and has committed only three turnovers in his last nine games (140 minutes)
- Thirteen turnover-free games during the season
- Had played just 51 minutes total in nine games before Tech's second-round NIT game at South Carolina, when he played 23 off the bench (5 points, 4 assists) ... Played 20 at San Diego State ... Did not play at all at Florida State or Louisville
- Two double-figure scoring games in 2015-16, including 12 vs. VCU (3-5 FG, 5-6 FT) ... Played season-high 29 minutes in absence of injured teammate Travis Jorgenson
- Scored season-high 13 points against Green Bay and went 6-for-7 from the floor to match his career best in field goals made ... Has four double-figure games at Tech
- Can hit the open jumper and has a reliable pull-up runner in the lane
- Had three solid games on Tech's August trip to the Bahamas, averaging 6.3 points and 4.0 assists while hitting 52.9 percent from the floor
- Former University of South Florida guard and Tampa high school standout who elected to transfer to Tech after his father and USF coach, Stan Heath, left the Bulls at the end of the 2013-14 season ... Stan is now an assistant coach at Boston College

South Florida Career Highs

Points: 7, vs. Connecticut -- 2/26/14
Rebounds: 4, at Rutgers -- 3/1/14
Assists: 8, at Houston -- 3/4/14
Steals: 3 (twice), last at Houston -- 3/4/14
Blocks: 1, vs. Connecticut -- 2/26/14
FG made: 3, at Rutgers -- 3/1/14
FG attempts: 5 (twice), last at Rutgers -- 3/1/14
3FG made: 1 (twice), last vs. Connecticut -- 2/26/14
3FG attempts: 2 (twice), vs. Connecticut -- 2/26/14
FT made: 3, vs. Louisville -- 1/22/14
FT attempts: 4, vs. Louisville -- 1/22/14
Minutes: 35, at Houston -- 3/4/14

Tech Career Highs

Points: 14, Clemson -- 2/16/15
Rebounds: 4, Alabama A&M -- 11/18/14 ; IPFW -- 11/21/14 ; at Clemson -- 2/13/16
Assists: 9, Southeastern Louisiana -- 12/21/15
Steals: 4, Cornell -- 11/13/15
Blocks: 1, 5 times
FG made: 6, Green Bay -- 11/19/15 ; at Northwestern -- 12/03/14
FG attempts: 8, Notre Dame -- 1/14/15
3FG made: 1, 8 times
3FG attempts: 2, 7 times
FT made: 6, Clemson -- 2/16/15
FT attempts: 6, 5 times
Minutes: 30, Notre Dame -- 1/14/15

BIO UPDATES

5 • Corey Heyward • G • 6-0 • r-Jr.

- Reserve combo guard who fully regained his quickness and jumping ability two years removed from two knee surgeries ... Played in eight games with limited minutes
- One of four Tech players to average double figures on the team's August trip to the Bahamas (10.0 ppg) ... Shot 63.2 percent (12-of-19) from the floor, hitting 3-of-7 from three-point range ... Also had 12 assists with five turnovers
- Played in just four non-conference games last year, but saw significant action in 14 ACC games (DNP vs. Duke, FSU) - 12.3 minutes per game, three starts - and played 23 minutes in the ACC Tournament loss to Boston College
- Did not score much (1.3 ppg), but had 10 assists and six turnovers in his four starts and played solid defense on the perimeter

Career Highs

Points: 6, Boston College -- 2/13/14
Rebounds: 5, at Boston College -- 1/21/14 ; at Syracuse -- 3/4/14
Assists: 5, Boston College -- 2/13/14 ; at Clemson -- 2/4/14
Steals: 3, Alabama A&M -- 11/18/14 ; vs Clemson -- 3/14/14
Blocks: 1, 5 times
FG made: 2, Boston College -- 2/13/14 ; vs Boston College -- 3/10/15
FG attempts: 4, Boston College -- 2/13/14 ; vs Boston College -- 3/10/15
3FG made: 2, Boston College -- 2/13/14
3FG attempts: 2, 5 times
FT made: 2, Delaware State -- 11/11/13 ; Duke -- 2/18/14
FT attempts: 2, 12 times
Minutes: 33, Boston College -- 2/13/14

1 • Tadic Jackson • G • 6-2 • So.

- Reserve wing guard who lost about 15 pounds and dipped under 200 pounds during the off-season
- At his best when able to drive and penetrate ... Good ballhandler ... Smooth left-handed shooting touch who can score in a variety of ways
- Averaged 4.7 ppg, sixth on the team, and hit 27.7 percent on threes ... Converted 46.2 percent from inside the arc
- Last 4 games of the season: 6.8 ppg, 10-for-14 from the floor, 4-for-7 beyond the arc
- Scored six points vs. Houston, four vs. South Carolina ... 11 points on 4-for-4 shooting against Virginia in the ACC Tournament
- Put two high-quality games back-to-back - season-high 15 points vs. Duke followed by 13 vs. Miami ... 11-for-22 from the floor combined
- Five double-figure games in 2015-16 ... Scored 14 points at Georgia, 11 in the season opener against Cornell
- Hit three threes at Georgia, matching a career high set early his freshman year against Rhode Island
- Had just 30 turnovers this season and 44 assists (13.8 minutes per game)
- Played one of his best games against VCU (despite going 1-for-7 from the floor), playing a season-high 24 minutes, going 4-for-4 from the FT line and recording four assists ... Handled the ball well against VCU pressure and played good defense
- Hit a pair of threes and shot 4-for-6 from the floor for 11 points, two assists and no turnovers against Cornell
- Averaged 14.0 points, third-highest on the team, over three games on Tech's summer trip to the Bahamas, hitting 42.5 percent from the floor and 5-of-16 on threes ... High game was 21 in second game win over Providence Storm (8-13 FG, 2-6 on 3s)

Career Highs

Points: 17, vs Marquette -- 11/27/14
Rebounds: 7, North Carolina -- 3/3/15
Assists: 5, Clemson -- 2/16/15
Steals: 2, at Georgia -- 12/19/15 ; at Clemson -- 2/13/16 ; vs Clemson -- 3/9/16
Blocks: 2, Louisville -- 2/23/15
FG made: 7, vs Marquette -- 11/27/14
FG attempts: 15, vs Marquette -- 11/27/14 ; vs Boston College -- 3/10/15 ; North Carolina -- 3/3/15
3FG made: 3, vs Marquette -- 11/27/14 ; at Georgia -- 12/19/15
3FG attempts: 8, vs Marquette -- 11/27/14
FT made: 6, vs Rider -- 11/28/14
FT attempts: 7, at Clemson -- 2/28/15
Minutes: 34, North Carolina -- 3/3/15

32 • Nick Jacobs • F • 6-8 • r-Sr.

- Enjoyed his best collegiate season after sitting out 2014-15 as a transfer from Alabama ... Started 28 games, including the last 11
- Dependable scorer in the post area who was Tech's third-leading scorer (10.5 ppg) and No. 2 rebounder (5.8 rpg) ... Had 19 double-figure games, three double-doubles
- ACC/NIT averages: 8.4 ppg, 5.4 rpg, 19-of-44 FG (43.2 pct.) ... Scored 10 points with 10 boards at South Carolina
- Scored double digits in seven straight games from Virginia on Jan. 9 to Duke on Feb. 2, averaged 15.4 points and 7.0 rebounds while hitting 52.9 percent from the floor
- Five double-digit games after that (11 vs. Wake Forest, 12 at Boston College, 19 vs. Pittsburgh, 12 vs. Clemson in the ACC Tournament, 10 at South Carolina).
- Finished regular season with 19 points (6-14 FG, 7-9 FT) and matched his career high with 12 rebounds on Senior Day vs. Pittsburgh
- Turned in a 16-point performance off the bench in Tech's Jan. 9 win over Virginia (5-for-7 from the floor, 6-of-7 FT)
- Surpassed 1,000 career points against Pitt, finishing his career with 1,057 ... Had 557 career rebounds
- Hit 47.6 percent of his shots from the floor and 77.6 percent of his free throw tries for the season
- **In ACC games:** 11.3 ppg, 5.7 rpg, 48.3 pct. FG, 78.6 pct. FT
- Scored career-high 23 points (9-15 FG, 5-6 FT) with nine rebounds to lift Tech past Tennessee ... Went 6-for-7 in the first half and finished with 15 points at Tulane
- Ranked 20th in the ACC in rebound average, reaching double digits four times
- Averaged 23.5 points and 8.0 rebounds in two games on Tech's summer trip to the Bahamas ... Hit 70.4 percent of his shots from the floor and 9-of-11 free throws ... Game-high 31 points (11-15 FG, 9-10 FT) in just 22 minutes in closing win over CTG Knights

Alabama Career Highs

Points: 23, vs. Drexel -- 11/29/13
Rebounds: 12, Tennessee -- 3/15/13
Assists: 2, at South Florida -- 12/7/13 ; Xavier -- 12/21/13
Steals: 3, Texas A&M -- 1/19/13
Blocks: 5, Wichita State -- 11/18/11
FG made: 11, vs. Drexel -- 11/29/13
FG attempts: 15, vs. Drexel -- 11/29/13
3FG attempts: 1, vs. Oklahoma -- 11/8/13
FT made: 7, LSU -- 2/9/13
FT attempts: 11, Alabama A&M -- 11/23/11
Minutes: 42 (ot), Drexel -- 11/29/13 ; 38 (regulation), at LSU -- 2/23/13

Tech Career Highs

Points: 23, Tennessee -- 11/16/15
Rebounds: 12, Notre Dame -- 2/20/16 ; Pittsburgh -- 3/5/16
Assists: 3, Green Bay -- 11/19/15
Steals: 4 [t-9th], at North Carolina -- 01/02/16
Blocks: 4, Green Bay -- 11/19/15
FG made: 9, Tennessee -- 11/16/15
FG attempts: 15, at Syracuse -- 1/30/16 ; Tennessee -- 11/16/15
FT made: 7, Pittsburgh -- 3/5/16
FT attempts: 9, Pittsburgh -- 3/5/16
Minutes: 31, Tennessee -- 11/16/15

BIO UPDATES

10 • Travis Jorgenson • G • 6-0 • r-So.

- Reserve half of Tech's point guard tandem during the first half of the season ... Regained most of the quickness, jumping ability and explosiveness he lost after knee surgery less than two years ago
- Averaged 11.8 minutes mostly off the bench (10.3 in ACC games), but saw his court time diminish after Tech put the ball in Marcus Georges-Hunt's hands at the point ... Did not play in four of Tech's last eight games
- Still a key performer in some key situations, including stints against Louisville (21 minutes) and Florida State (11) that enabled the Jackets to withstand withering defensive pressure
- Made his only start of the season, 28th of his career, against Louisville (2 points, 1-5 FG, 1 assist, 21 minutes)
- Had a career-high six assists and seven points with no turnovers against Colgate ... Five assists and two turnovers in 15 minutes at North Carolina ... Four assists, no turnovers vs. Virginia Tech
- Scored five points with one three, two assists and no turnovers at Tulane, playing the last 7:14 to help Tech expand a five-point lead to eight at the final horn ... Had an assist and two steals in that stretch
- Had 58 assists and 18 turnovers for the season (a ratio that would have been second in the ACC if he had enough assists) ... Ratio was 24-to-12 in ACC games.
- Had 15 zero-turnover games during the season
- Tech's No. 5 scorer (9.3 ppg) during the team's August trip to the Bahamas ... Hit 43.5 percent from the floor, 7-of-9 from the line, had 16 assists and just three turnovers in 68 minutes

Career Highs

Points: 14, NC State -- 1/31/15
Rebounds: 4, Presbyterian -- 11/8/13
Assists: 6, 4 times
Steals: 4, Presbyterian -- 11/8/13
Blocks: 1, at Virginia Tech -- 02/09/15 ; Boston College -- 1/25/15 ; NC State -- 1/31/15
FG made: 5, NC State -- 1/31/15
FG attempts: 9, Louisville -- 2/23/15
3FG made: 2, 5 times
3FG attempts: 4, 5 times
FT made: 4, at Miami -- 1/28/15
FT attempts: 4, at Miami -- 1/28/15 ; at Georgia -- 11/15/13
Minutes: 31 (overtime), NC State -- 1/31/15 ; 26 (regulation), Charlotte -- 12/30/14 ; at Notre Dame -- 1/3/15 ; NC State -- 1/31/15

44 • Ben "The Laminator" Lammers • C • 6-10 • So.

- Important contributor off the bench in the post who added 20 pounds of muscle in the off-season ... Skilled post player who is continually improving, became more aggressive on both ends of the floor
- Quietly improved game-by-game as a sophomore ... Averaged 15.5 minutes in ACC games, making his presence felt as a shot-blocker (27 in 18 games) as a scorer (23-for-40 from the floor) and facilitator (8 assists, 7 turnovers), while averaging 3.1 points and 4.3 rebounds
- Scored nine points (4-4 FG) with five rebounds and two blocks against Houston in the NIT opener ... Added six rebounds at South Carolina
- Blocked four shots against Clemson in Tech's Feb. 23 win, including a three-point try by Donte Grantham with 32 seconds left in the game as Tech clung to a one-point lead ... Blocked two others by grabbing the ball out of the air for a rebound ... Also had seven rebounds and hit both of his field goal attempts in 21 minutes
- Averaged 3.6 ppg and 4.0 rpg in 14.8 minutes per game while hitting 65.5 percent of his field goal tries overall
- Led the team in blocked shots (47), including a career-high four against Virginia Tech and Clemson, three vs. Miami, three at Boston College
- Had his best ACC game of the season at Syracuse, matching his career high with 10 points while grabbing seven rebounds in 22 minutes (tied career high)
- Scored six points with six rebounds and four blocks in just 17 minutes against Virginia Tech ... Six points and six rebounds at Florida State ... Six points (3-3 FG) and three boards vs. Notre Dame
- Set career highs in points twice early in the season, first with eight points and nine rebounds in 19 minutes against Green Bay ... Scored 10 points with eight boards against Arkansas
- Averaged 7.3 points and a team-high 8.3 rebounds in three games in the Bahamas, hitting 58.3 percent from the floor and 8-of-10 from the free throw line

Career Highs

Points: 10, at Syracuse -- 1/30/16 ; vs Arkansas -- 11/26/15
Rebounds: 9, Green Bay -- 11/19/15
Assists: 2, at Pittsburgh -- 1/6/16 ; Cornell -- 11/13/15 ; Wofford -- 12/1/15
Steals: 2, at Syracuse -- 1/30/16 ; at Georgia -- 12/19/15 ; at Louisville -- 3/1/16
Blocks: 4, Virginia Tech -- 1/16/16 ; Clemson -- 2/23/16
FG made: 5, vs Arkansas -- 11/26/15

FG attempts: 8, at Syracuse -- 1/30/16
FT made: 3, at North Carolina -- 01/02/16 ; Duquesne -- 12/29/15
FT attempts: 4, at North Carolina -- 01/02/16 ; Duquesne -- 12/29/15
Minutes: 22, Arkansas -- 11/26/15 ; at Syracuse -- 1/30/16 ; Houston -- 3/16/16

0 • Charles "Chuck" Mitchell • F • 6-8 • Sr.

- Markedly improved his body by losing more than 20 pounds to get down to around 255 ... Lost 20 pounds of fat mass and only 2.67 pounds of lean body mass
- Averaged 12 points and 8.7 rebounds in Tech's three NIT games, finishing his career with his 16th double-double of the season (12 points, 12 rebounds at San Diego State)
- Had 23 double-doubles in a Tech uniform, 16 as a senior, and 28 for his career
- Third among active ACC players in career rebounds (974) behind Devin Thomas of Wake Forest and Brice Johnson of North Carolina
- Had 52 double-digit scoring games and 43 double-digit rebound games (third-most among active ACC players) in his career
- Surpassed 1,000 career points on Feb. 20 against Notre Dame, finishing with 1,085
- Made tremendous strides at the free throw line, hitting 62.4 percent at Tech after connecting on just 41.7 percent in two seasons at Maryland
- Posted double-doubles in Tech's first nine games of his senior season and in 16 games overall, third-most in the ACC ... Fell just short of becoming the first Tech player to average double digits in both points and rebounds since Alvin Jones in 2000-01, finishing at 10.1 ppg anf 9.7 rpg
- No. 2 in the ACC with 3.83 offensive rebounds per game (13th in NCAA)
- In ACC games: 8.4 ppg, 8.7 rpg, 45.9 pct. FG
- Double-doubles in ACC play include 11 points and 10 rebounds at NC State, 14 points and 15 rebounds vs. Wake Forest, 11 points with a career-high 19 boards at Clemson, 15 points and 12 boards at Louisville
- Had perhaps his best ACC game ever at Pittsburgh on Jan. 6 with 20 points (8-of-18 FG) and 17 rebounds, nine of them on the offensive end
- Matched his Maryland career best in rebounds with 18, to go with 18 points, against Arkansas in the NIT Season Tipoff
- Scored a career-high of 21 points while hitting 10 of 11 shots from the floor in the season opener against Cornell
- Averaged 17.0 points and 8.0 rebounds in three games on Tech's summer trip to the Bahamas ... Hit 77.8 percent of his shots from the floor and 9-of-15 from the line ... Scored 28 points (10-12 FG, 8-9 FT) with 10 rebounds in the opening win over the Atlantis All-Stars

Maryland Career Highs

Points: 19, Delaware State -- 12/29/12
Rebounds: 18, at NC State -- 1/20/14
Assists: 3, vs. Iowa -- 4/2/13
Steals: 3, at Wake Forest -- 3/2/13
FG made: 8, Delaware State -- 12/29/12
FG attempts: 15, at Duke -- 2/15/14
FT made: 4, Lafayette -- 11/20/12
FT attempts: 9, Marist -- 11/22/13
Minutes: 31, at Clemson -- 3/2/14

Tech Career Highs

Points: 21, Cornell -- 11/13/15
Rebounds: 19, at Clemson -- 2/13/16
Assists: 3, Virginia Tech -- 1/16/16 ; vs Arkansas -- 11/26/15
Steals: 4, Tennessee -- 11/16/15
Blocks: 3, Tennessee -- 11/16/15 ; at Northwestern -- 12/03/14
FG made: 10, Cornell -- 11/13/15
FG attempts: 18, at Pittsburgh -- 1/6/16
FT made: 8, vs Arkansas -- 11/26/15
FT attempts: 11, Southeastern Louisiana -- 12/21/15
Minutes: 35, at Pittsburgh -- 1/6/16

BIO UPDATES

24 • Sylvester “Ves” Ogbonda • F/C • 6-10 • Fr.

- Pronounced “oh-BOND-uh”
- Physically gifted post player who will sit out the 2015-16 season as a redshirt ... Long and mobile with excellent athletic ability ... Runs the floor well and is agile around the rim ... Good shot blocker who also blocks out well as a rebounder
- Originally from Nigeria, attended the National Christian Academy in Fort Washington ... Rated a three-star prospect by ESPN, Rivals and Scout, and was ranked as high as 26th nationally at the center position ... DMVElite.com ranked Ogbonda No. 6 in the class of 2015 (all positions) in the Washington, D.C./Maryland/Virginia footprint
- Averaged 12.7 minutes in three games on Tech's August trip to the Bahamas, averaging 6.0 points and 5.3 rebounds while hitting 8-of-12 shots from the floor ... Went 6-for-7 and scored 13 points in game 2 vs. Providence Storm

42 • Rand Rowland • G • 6-7 • Jr.

- Third year in the program as a non-scholarship player, joining the team in the summer of 2013, did not dress for games in 2013-14
- Made his Tech debut by playing the final two minutes against Appalachian State ... Played a career-high four minutes vs. Green Bay, saw action in six games as a junior
- Versatile athlete who played basketball, golf and tennis and ran cross country at White County High School
- Played three seasons of basketball for coach Sam Borg, earning second-team all-region honors in 2013
- Helped carry the golf team to the region 8AAA championship in 2013

Career Highs

FG attempts: 1, at South Carolina -- 3/21/16
 Minutes: 4, Green Bay -- 11/19/15

2 • Adam Smith • G • 6-1 • Gr.

- Gave Tech an instant offensive boost with his ability to score from long range and against good defenses ... Also ran the point on occasion
- Led the ACC and ranked 26th nationally in three-point field goals per game (3.03) and ranked sixth in percentage (41.4 pct., 46th in NCAA)
- Second on the team in scoring at 15.0 ppg (18th in the ACC) with 69 assists and just 44 turnovers
- **Scored in double digits in team-high 29 of 36 games**
- **Stepped it up late in the season, scoring in double digits in eight straight games before the finale at San Diego State, getting 20+ in four of the last six, including NIT games against Houston and South Carolina ... Averaged team-high 19.1 ppg over that stretch, hitting 46.5 percent from the floor and 49.2 percent from three-point range**
- **In ACC games only:** 15.8 ppg (10th), 39.0 percent on threes (8th), 41-for-50 (82.0 pct.) from the foul line ... Scored 20 or more points seven times in ACC games
- Averaged 19.5 points and went 8-for-15 from three-point range in two ACC Tournament games
- Scored 20+ points nine times altogether, including an ACC career-high of 30 at Pittsburgh (10-of-16 FG, 8-of-13 on 3s) ... Overall career-best was 32 (with seven threes) against Wake Forest as a freshman at UNC Wilmington
- At Pitt, became the first Tech player to score 30 points since 2011 (Iman Shumpert at North Carolina) ... His eight threes were the most by a Tech player since 1996 (9 by Drew Barry vs. North Carolina), and were a record for the Petersen Events Center
- Made his ACC debut for Georgia Tech by making 6-of-10 from three-point range and scoring 20 points against North Carolina
- Hit one or more threes in 103 of 114 games in his college career, and in 34 of Tech's 36 games in 2015-16
- Surpassed Tech's leader in threes from 2014-15 in the Jackets' first 12 games (Quinton Stephens had 32) ... His 109 for the season were the most for a Tech player since Dennis Scott's 116 (in 32 games) in the 1988-89 season ... Scott has the Tech record of 137 set in 1989-90
- His 272 threes for his career would rank third all-time at Georgia Tech if he had played his entire career with the Yellow Jackets
- Scored 1,562 points in his career (began the season with 1,022), more than half of those (819) on three-point baskets ... In three years as an ACC player, had 1,137 points.
- Rated one of the nation's top 20 impact transfers by Jeff Goodman at ESPN.com and Jon Rothstein at CBSSports.com
- Senior year performance made him of the top three-point marksmen in the ACC for three years running ... Averaged 12.7 points and hit 40.7 percent of his three-point attempts in 47 games in two seasons at Virginia Tech and led the ACC in three-point percentage (42.4) in 2014-15
- Graduated last May from Virginia Tech with his bachelor's degree in communications and enrolled for the second summer session at Georgia Tech to begin graduate studies

Virginia Tech Career Highs

Points: 28, Radford -- 11/29/13
 Rebounds: 7, Presbyterian -- 12/27/14
 Assists: 5, Michigan State -- 11/23/13 ; Radford -- 11/29/13
 Steals: 2, at North Carolina -- 1/18/15
 Blocks: 1, 3 times
 FG made: 9, Michigan State -- 11/23/13 ; Radford -- 11/26/14 ; Pittsburgh -- 1/27/15
 FG attempts: 19, Michigan State -- 11/27/13
 3FG made: 6, Morgan State -- 11/30/14 ; Pittsburgh -- 1/27/15
 3FG attempts: 11, Pittsburgh -- 1/27/15
 FT made: 8, Radford -- 11/29/13
 FT attempts: 10, Radford -- 11/29/13
 Minutes: 42, Pittsburgh (ot) -- 1/27/15

Georgia Tech Career Highs

Points: 30, at Pittsburgh -- 1/6/16
 Rebounds: 6, Virginia -- 1/9/16 ; Duke -- 2/2/16
 Assists: 5, Cornell -- 11/13/15 ; Green Bay -- 11/19/15 ; Miami -- 2/7/16
 Steals: 2, Louisville -- 1/23/16 ; at Tulane -- 12/5/15 ; at Boston College -- 2/27/16
 Blocks: 1, at San Diego State -- 3/23/16
 FG made: 10, at Pittsburgh -- 1/6/16
 FG attempts: 19, Duke -- 2/2/16
 3FG made: 8, at Pittsburgh -- 1/6/16
 3FG attempts: 13, at Pittsburgh -- 1/6/16
 FT made: 8, at Florida State -- 2/17/16
 FT attempts: 11, at Florida State -- 2/17/16
 Minutes: 38, at Louisville -- 3/1/16

12 • Quinton “Q” Stephens • F • 6-9 • Jr.

- Slender sharpshooting forward who managed to gain 16 pounds, most of it lean body mass, since last season ... Streaky shooter with quick-strike capability
- Tech's fifth-leading scorer at 5.0 ppg ... Hit 32.0 percent of his threes, 36.6 percent overall from the floor
- Played consistently well from Tech's Feb. 13 game at Clemson on, averaging 5.8 points and 5.2 rebounds over 12 games
- Tech was 7-0 when he scored in double figures, 9-5 when he started
- Three double-figure games in Tech's last 11 games (11 at FSU, 11 vs. Clemson, 11 at South Carolina) ... Made three threes in each of those games
- Seven double-digit games overall this season, 16 for his career
- Underrated as a rebounder, has a knack for knifing in from odd angles or between bodies to get his hands on balls, and not afraid to tap them out to teammates ... Grabbed five or more in seven of the last 12 games
- Made his first start of the season Jan. 9 against Virginia and scored a season-high 16 points ... Went 4-for-4 from three-point range and 6-for-8 overall, also blocking two shots and taking five rebounds, easily his best game of the season
- Scored a total of 17 points (1-for-11 on 3s) in the eight games between Virginia and the Feb. 13 game at Clemson
- Three other double-figure games this season - 13 vs. Cornell (5-10 FG, 2-6 on 3s), 14 vs. Green Bay (5-11, 2-5) and 12 against Wofford (2-3 FG, 2-3 on 3s, 6-6 FT).

Career Highs

Points: 22, Georgia -- 11/14/14
 Rebounds: 10, IPFW -- 11/21/14
 Assists: 4, Pittsburgh -- 1/14/14 ; Cornell -- 11/13/15
 Steals: 3, at North Carolina -- 2/21/15
 Blocks: 3, Boston College -- 1/25/15 ; USC Upstate -- 12/6/14
 FG made: 7, Georgia -- 11/14/14
 FG attempts: 14, Boston College -- 1/25/15
 3FG made: 6, Georgia -- 11/14/14
 3FG attempts: 9, Boston College -- 1/25/15 ; vs Boston College -- 3/10/15
 FT made: 6, Wofford -- 12/1/15
 FT attempts: 6, Wofford -- 12/1/15
 Minutes: 37 (ot), vs. Clemson -- 3/9/16 ; 36 (regulation), at Louisville -- 3/1/16

BIO UPDATES

33 • James White • F • 6-8 • Gr.

- Graduate transfer student from Arkansas-Little Rock who joined the Yellow Jackets after starting 42 games for the Trojans over the previous two seasons
- Part of a strong four-man post rotation, averaging 14.5 minutes per game ... Averaged 3.5 ppg and hit 50 percent from the floor
- Started 11 games, including nine ACC games
- Had a strong ACC Tournament, averaging 5.0 points and 7.0 rebounds, including an 8-point, 8-rebound game in Tech's overtime win over Clemson ... Scored Tech's only two field goals in the overtime session
- Six points and 11 rebounds total in Tech's three NIT games
- Scored six points (3-4 FG) with six rebounds and two assists (both on offensive rebound kickouts for threes) at Florida State ... Had eight points with six boards at Boston College ... Four rebounds and two blocks at Louisville, three rebounds and two blocks vs. Pitt
- Scored six points against Virginia on Jan. 9 with nine rebounds in 17 minutes ... His three field goals all came on putbacks of missed shots, and he had five offensive rebounds total ... Scored six points (3-5 FG) with three rebounds and two assists at NC State ... Four points, seven boards vs. Duke
- Earned his first start as a Yellow Jacket against Southeastern Louisiana and posted his second double-double of the season with 12 points (6-of-10 FG) and 13 rebounds (six offensive) in a season-high 22 minutes
- Tech's third-leading rebounder at 4.4 per game ... 63 of his 159 rebounds came on the offensive end ... Had five or more rebounds in 15 games this season
- Played one of his best games of the non-conference season against VCU, scoring six points with eight rebounds (five offensive) and no turnovers in 16 minutes
- Impressive Tech debut with his sixth career double-double, scoring 14 points on 6-of-7 shooting with 11 rebounds against Cornell
- Finished his collegiate career with 863 points (7.6 ppg) and 545 rebounds (4.8 rpg)

UALR Career Highs

Points: 23, 2 times, last vs. Central Arkansas -- 11/29/14

Rebounds: 13, Cal State-Northridge -- 11/23/14

Assists: 4, 2 times, last vs. South Carolina -- 11/25/12

Steals: 2, 6 times, last vs. Arkansas State -- 3/1/14

Blocks: 4, 3 times, last at Georgia State -- 1/3/15

FG made: 10, Central Arkansas -- 11/29/14

FG attempts: 17, Louisiana -- 12/30/14

3FG made: 1, 3 times, last vs. Central Arkansas -- 11/29/14

3FG attempts: 3, Tulsa -- 12/15/12

FT made: 11, at Georgia State -- 1/18/14

FT attempts: 13, at Georgia State -- 1/18/14

Minutes: 36, at Western Kentucky -- 1/16/14

Tech Career Highs

Points: 14, Cornell -- 11/13/15

Rebounds: 13, Southeastern Louisiana -- 12/21/15

Assists: 2, at NC State -- 1/27/16 ; at Florida State -- 2/17/16 ; Houston -- 3/16/16

Steals: 2, Colgate -- 12/23/15 ; Wake Forest -- 2/10/16 ; at Boston College -- 2/27/16

Blocks: 4, Tennessee -- 11/16/15

FG made: 6, Cornell -- 11/13/15 ; Southeastern Louisiana -- 12/21/15

FG attempts: 10, Southeastern Louisiana -- 12/21/15

FT made: 4, at South Carolina -- 3/21/16

FT attempts: 6, at South Carolina -- 3/21/16

Minutes: 23 (ot), vs. Clemson -- 3/9/16 ; 22 (regulation), Southeastern Louisiana -- 12/21/15 ; at Boston College -- 2/27/16

Head Coach Brian Gregory

Named Georgia Tech's 13th head basketball coach on March 28, 2011, Brian Gregory's tenure on the Flats came to an end following the 2015-16 season.

In his final season, Gregory, led the Yellow Jackets to their first post-season bid since 2010, compiling their most overall wins since that season and their most ACC wins since 2006-07. Tech advanced to the quarterfinals of the NIT before falling to San Diego State and finishing with a 21-15 record.

Gregory previously coached eight seasons at Dayton where he compiled a record of 172-94 and participated in the NCAA Tournament or NIT five times. His 2003-04 and 2008-09 teams earned NCAA Tournament berths and in 2010 the Flyers captured the NIT crown after beating North Carolina in the championship game.

Gregory's first season saw Tech score victories over a pair of NCAA Tournament teams in VCU and NC State and defeat Georgia in Athens for the program's first victory there in 35 years.

Tech won 16 games each of the next two seasons, something the Yellow Jackets had not accomplished in back-to-back years since 2003-04 and only once since the mid-1990s, and have won 18 games in 2015-16, most since 2009-10, and won eight ACC games, most since 2006-07. Tech also has beaten five top-25 teams, including top-10 teams Miami (2013) and Syracuse (2014) on the road.

The Yellow Jackets defeated rival Georgia for four straight years, something Tech hadn't done since the early 1960s, and beat the Bulldogs twice in a row in Athens for the first time since 1961.

Gregory and his staff developed a pair of All-ACC players in center Daniel Miller, who made the all-conference third team in 2014 as well as the ACC All-Defensive team two years in a row, and Marcus Georges-Hunt, who made the second team by the coaches and the third team by the media in 2015.

With defense and rebounding the cornerstone tenets of his teams, the Yellow Jackets have consistently been one of the better defensive and rebounding teams in the Atlantic Coast Conference, and for two straight seasons have set a school record for rebound margin.

Four players - Chris Bolden, Marcus Georges-Hunt, Trae Golden and Tadic Jackson - have made the ACC All-Academic team, while Georges-Hunt and Jackson have been selected twice. All nine of the four-year seniors in the Tech program since Gregory arrived have graduated.

Gregory as a Head Coach

Season	School	Overall	Conference	Postseason
2003-04	Dayton	24-9	12-4/1st West	NCAA Tournament
2004-05	Dayton	18-11	10-6/T2nd West	
2005-06	Dayton	14-17	6-10/T11th	
2006-07	Dayton	19-12	8-8/T7th	
2007-08	Dayton	23-11	8-8/T7th	NIT
2008-09	Dayton	27-8	11-5/T2nd	NCAA Tournament
2009-10	Dayton	25-12	8-8/T7th	NIT Champions
2010-11	Dayton	22-14	7-9/T8th	NIT
Dayton Totals		172-94	70-58	
2011-12	Georgia Tech	11-20	4-12	--
2012-13	Georgia Tech	16-15	6-12	--
2013-14	Georgia Tech	16-17	6-12	--
2014-15	Georgia Tech	12-19	3-15	--
2015-16	Georgia Tech	21-15	8-10	NIT quarterfinals
Georgia Tech Totals		76-86	27-61	
Career Totals		248-180	97-119	

Gregory as an Assistant Coach

- Michigan State (1992-96, 1999-2003)
- Associate head coach under Tom Izzo, 2001-03
- Assistant coach under Tom Izzo, 1999-2000
- Assistant coach under Tom Izzo, 1995
- Assistant coach under Jud Heathcote 1992-94
- 2000 NCAA champions; Two Final Fours
- Northwestern (1997-99) - Assistant coach under Kevin O'Neill
- Toledo (1996-97)

Personal

- Master of arts in athletic administration at Michigan State, 1992
- Bachelor of arts in secondary education from Oakland University, 1990
- Three-time all-conference selection
- Named Academic All-American in 1990
- Inducted into Oakland University Hall of Fame in 1997
- Attended the U.S. Naval Academy in 1985-86
- Played on the Navy team that featured David Robinson and advanced to the Elite Eight of the NCAA Tournament
- Family: Gregory and his wife, Yvette, have two daughters, Isabella and Elyse

MISCELLANEOUS

Starting Lineups

Game	F	F	G	G	G
N13 CORNELL	Jacobs	Mitchell	Heath	Smith	Georges-Hunt
N16 TENNESSEE	Jacobs	Mitchell	Heath	Smith	Georges-Hunt
N19 GREEN BAY	Jacobs	Mitchell	Heath	Smith	Georges-Hunt
N22 EAST TENNESSEE STATE	Jacobs	Mitchell	Heath	Smith	Georges-Hunt
N26 vs. Arkansas	Jacobs	Mitchell	Heath	Smith	Georges-Hunt
N27 vs. Villanova	Jacobs	Mitchell	Heath	Smith	Georges-Hunt
D1 WOFFORD	Jacobs	Mitchell	Heath	Smith	Georges-Hunt
D5 at Tulane	Jacobs	Mitchell	Heath	Smith	Georges-Hunt
D15 VCU	Jacobs	Mitchell	Heath	Smith	Georges-Hunt
D19 at Georgia	Jacobs	Mitchell	Heath	Smith	Georges-Hunt
D21 SE LOUISIANA	White	Mitchell	Heath	Smith	Georges-Hunt
D23 COLGATE	White	Mitchell	Heath	Smith	Georges-Hunt
D29 DUQUESNE	Jacobs	Mitchell	Heath	Smith	Georges-Hunt
J2 at North Carolina	Jacobs	Mitchell	Heath	Smith	Georges-Hunt
J6 at Pittsburgh	Jacobs	Mitchell	Heath	Smith	Georges-Hunt
J9 VIRGINIA	White	Mitchell	Stephens	Smith	Georges-Hunt
J13 at Notre Dame	White	Mitchell	Stephens	Smith	Georges-Hunt
J16 VIRGINIA TECH	White	Mitchell	Stephens	Smith	Georges-Hunt
J23 LOUISVILLE	White	Mitchell	Jorgenson	Smith	Georges-Hunt
J27 at NC State	White	Jacobs	Heath	Smith	Georges-Hunt
J30 at Syracuse	White	Jacobs	Heath	Smith	Georges-Hunt
F2 DUKE	White	Jacobs	Heath	Smith	Georges-Hunt
F7 MIAMI	Jacobs	Mitchell	Heath	Smith	Georges-Hunt
F10 WAKE FOREST	White	Mitchell	Heath	Jackson	Georges-Hunt
F13 at Clemson	White	Mitchell	Heath	Smith	Georges-Hunt
F17 at Florida State	Jacobs	Mitchell	Stephens	Smith	Georges-Hunt
F20 NOTRE DAME	Jacobs	Mitchell	Stephens	Smith	Georges-Hunt
F23 CLEMSON	Jacobs	Mitchell	Stephens	Smith	Georges-Hunt
F27 at Boston College	Jacobs	Mitchell	Stephens	Smith	Georges-Hunt
M1 at Louisville	Jacobs	Mitchell	Stephens	Smith	Georges-Hunt
M5 PITTSBURGH	Jacobs	Mitchell	Stephens	Smith	Georges-Hunt
M9 vs. Clemson	Jacobs	Mitchell	Stephens	Smith	Georges-Hunt
M10 vs. Virginia	Jacobs	Mitchell	Stephens	Smith	Georges-Hunt
M16 HOUSTON	Jacobs	Mitchell	Stephens	Smith	Georges-Hunt
M21 at South Carolina	Jacobs	Mitchell	Stephens	Smith	Georges-Hunt
M23 at San Diego State	Jacobs	Mitchell	Stephens	Smith	Georges-Hunt

Specialty Stats (GT/Opp)

Game	Paint	Off TO	2ndCh	FBreak	Bench
N13 CORNELL	64/28	17/8	29/7	29/16	49/31
N16 TENNESSEE	36/44	12/17	14/16	16/14	8/19
N19 GREEN BAY	38/40	20/17	21/12	15/22	40/40
N22 EAST TENNESSEE STATE	22/36	7/11	6/14	13/10	15/14
N26 vs. Arkansas	38/30	18/16	26/5	7/2	16/27
N27 vs. Villanova	30/28	8/14	11/5	4/4	19/18
D1 WOFFORD	26/30	13/7	15/6	4/6	37/32
D5 at Tulane	34/32	20/12	15/13	2/4	15/18
D15 VCU	32/26	17/19	14/16	8/16	18/32
D19 at Georgia	18/32	12/22	12/12	2/9	25/5
D21 SE LOUISIANA	28/34	9/6	19/6	15/13	17/8
D23 COLGATE	36/30	15/8	16/7	13/7	25/23
D29 DUQUESNE	24/34	12/9	7/13	9/23	12/14
J2 at North Carolina	28/46	14/9	8/13	4/10	9/18
J6 at Pittsburgh	30/36	5/9	20/17	9/7	12/18
J9 VIRGINIA	18/34	8/10	15/7	8/13	19/8
J13 at Notre Dame	32/38	8/4	16/16	0/4	21/8
J16 VIRGINIA TECH	52/38	20/14	11/3	28/14	33/27
J23 LOUISVILLE	30/32	10/8	15/10	14/17	32/28
J27 at NC State	36/30	10/10	15/11	11/0	14/9
J30 at Syracuse	28/30	7/16	13/11	0/2	19/7
F2 DUKE	46/30	11/4	7/12	14/17	23/10
F7 MIAMI	26/36	7/18	15/3	10/6	15/20
F10 WAKE FOREST	48/36	22/17	9/4	10/13	20/22
F13 at Clemson	20/40	6/17	10/21	2/4	17/8
F17 at Florida State	24/40	5/21	10/13	4/9	13/37
F20 NOTRE DAME	40/32	14/9	20/17	6/0	9/7
F23 CLEMSON	18/28	9/11	4/3	5/7	9/21
F27 at Boston College	22/24	13/15	8/13	2/2	12/8
M1 at Louisville	22/36	5/15	12/13	0/2	4/16
M5 PITTSBURGH	22/38	10/16	13/10	7/6	5/14
M9 vs. Clemson	34/34	8/11	21/14	0/5	14/27
M10 vs. Virginia	22/30	5/22	5/10	4/2	19/17
M16 HOUSTON	34/22	13/11	7/16	11/10	20/20
M21 at South Carolina	32/26	14/15	10/4	5/7	15/20
M23 at San Diego State	28/40	6/6	5/17	4/4	12/21

Miscellaneous Game-by-Game

Opponent	Uniform	Tip	Large Lead	Large Deficit	Ties	Lead Changes	GT Led	Opp Led	Game Tied	1st GT Sub	Time	On the Floor at the End
CORNELL	White	GT	35	--	--	--	39:34	--	0:05	Jorgenson, Lammers	16:29	Heath, Heyward, Lammers, Rowland, White
TENNESSEE	White	UT	7	9	7	7	28:45	7:10	3:38	Jorgenson, Lammers, Stephens	16:02	Georges-Hunt, Jackson, Jacobs, Jorgenson, Mitchell
GREEN BAY	White	GT	37	--	--	--	39:40	--	0:20	Jorgenson, Lammers	15:42	Heyward, Jorgenson, Lammers, Rowland, Stephens
EAST TENN. ST.	Gold	GT	9	7	5	5	30:28	7:33	1:59	Lammers	16:23	Georges-Hunt, Jacobs, Jorgenson, Lammers, Smith
vs. Arkansas	White	ARK	10	2	2	2	37:44	0:33	1:43	Lammers	17:34	Georges-Hunt, Heath, Jorgenson, Mitchell, Stephens
vs. Villanova	Navy	VU	1	19	2	2	0:36	37:42	1:42	Jorgenson, Lammers	15:21	Heath, Jackson, Lammers, Stephens, White
WOFFORD	White	WOF	25	6	1	3	21:40	17:10	1:10	Jorgenson, Lammers, Stephens, White	14:32	Heyward, Jackson, Rowland, Stephens, White
at Tulane	Navy	TUL	10	5	5	7	30:56	5:13	2:53	Jorgenson, Stephens	14:58	Georges-Hunt, Heath, Jackson, Jorgenson, Mitchell
VCU	White	VCU	15	4	7	9	24:39	9:43	5:38	Jackson, Lammers	15:38	Georges-Hunt, Heath, Jackson, Mitchell, Smith
at Georgia	Gold	GT	5	15	4	8	6:58	28:56	4:06	Lammers	19:21	Georges-Hunt, Heath, Jackson, Stephens, White
SE LOUISIANA	White	SELA	24	2	0	1	37:52	0:54	1:14	Jorgenson, Lammers	14:49	Georges-Hunt, Heath, Mitchell, Smith, White
COLGATE	White	GT	22	1	1	2	39:06	0:25	0:29	Jorgenson, Lammers	14:22	Heyward, Jackson, Lammers, Rowland, Stephens
DUQUESNE	White	DUQ	12	9	7	11	11:32	25:15	3:13	Jorgenson, White	15:21	Georges-Hunt, Heath, Mitchell, Smith, Stephens
at North Carolina	Gold	GT	9	10	10	5	22:05	12:31	5:24	Lammers	17:36	Heyward, Jackson, Smith, Stephens, White
at Pittsburgh	Navy	GT	2	15	1	1	0:52	38:15	0:52	Jorgenson, White	15:17	Jackson, Jacobs, Jorgenson, Mitchell, Smith
VIRGINIA	White	GT	15	2	3	2	36:51	0:13	2:56	Jacobs	15:26	Georges-Hunt, Heath, Mitchell, Smith, Stephens
at Notre Dame	Navy	GT	2	9	6	2	0:42	34:07	5:11	Jacobs	17:53	Georges-Hunt, Heath, Jackson, Smith, Stephens
VIRGINIA TECH	White	GT	15	2	2	1	37:37	0:08	2:15	Heath, Jacobs, Lammers	15:21	Georges-Hunt, Jackson, Jacobs, Smith, Stephens
LOUISVILLE	White	GT	8	7	9	11	18:18	16:42	5:00	Jacobs	17:16	Jackson, Jorgenson, Lammers, Smith, Stephens
at NC State	Gold	GT	15	1	5	4	37:49	0:57	1:14	Mitchell, Stephens	15:18	Georges-Hunt, Heath, Jackson, Jacobs, Smith
at Syracuse	Gold	GT	4	7	10	9	10:06	20:05	9:49	Lammers, Mitchell	15:13	Georges-Hunt, Jackson, Lammers, Smith, White
DUKE	White	GT	7	17	5	9	19:02	17:13	3:21	Stephens	16:39	Georges-Hunt, Jackson, Jacobs, Smith, Stephens
MIAMI	White	MIA	6	7	3	3	15:57	21:52	2:11	Jackson, Lammers	14:53	Georges-Hunt, Jackson, Mitchell, Smith, Stephens
WAKE FOREST	White	GT	7	11	5	3	12:30	24:10	3:03	Smith, Lammers	16:04	Georges-Hunt, Heath, Jorgenson, Mitchell, Stephens
at Clemson	Navy	CL	8	14	6	3	11:39	25:08	3:13	Jacobs, Lammers	14:35	Georges-Hunt, Jackson, Mitchell, Smith, Stephens
at Florida State	Navy	GT	17	--	1	0	39:23	--	0:37	White	16:48	Georges-Hunt, Jackson, Smith, Stephens, Jacobs
NOTRE DAME	White	ND	9	6	0	4	27:02	11:12	1:46	Lammers, White	14:26	Georges-Hunt, Jacobs, Smith, Mitchell, Stephens
CLEMSON	White	CL	3	13	7	16	7:33	28:51	3:34	Lammers, White	15:44	Georges-Hunt, Jackson, Smith, Stephens, White
at Boston College	Navy	GT	15	--	1	--	39:30	--	0:30	White	16:58	Georges-Hunt, Heath, Smith, Stephens, White
at Louisville	White	GT	7	11	2	17	14:21	24:31	1:08	Jackson, Lammers	15:59	Georges-Hunt, Mitchell, Smith, Stephens, White
PITTSBURGH	White	UP	5	9	5	3	12:07	24:08	3:45	Lammers, White	16:33	Georges-Hunt, Lammers, Mitchell, Smith, Stephens
vs. Clemson	Navy	GT	6	18	3	7	12:36	29:10	3:14	Lammers, White	16:11	Georges-Hunt, Heath, Jacobs, Smith, Stephens
vs. Virginia	Navy	GT	5	23	2	2	6:45	29:49	3:07	Lammers	16:15	Heath, Heyward, Jorgenson, Lammers, White
HOUSTON	White	GT	24	1	3	6	36:45	1:16	1:59	Lammers, White	16:37	Heath, Heyward, Jackson, Jorgenson, Rowland
at South Carolina	Navy	SC	31	2	1	1	38:10	0:30	1:20	Lammers, White	16:07	Heath, Heyward, Jackson, Jorgenson, Rowland
at San Diego State	Navy	SDSU	2	16	4	3	1:15	34:45	3:55	Lammers, White	15:18	Georges-Hunt, Heath, Jackson, Jacobs, Stephens

GAME NOTES

ROSTER AT-A-GLANCE

NUMERICAL

No.	Name	Pos.	Ht.	Wt.	Cl.	Hometown (High School/College)
0	Charles Mitchell*	F	6-8	256	Sr.	Atlanta, Ga. (Wheeler HS/Maryland)
1	Tadric Jackson*	G	6-2	209	So.	Tifton, Ga. (Tift County HS)
2	Adam Smith	G	6-1	165	Gr.	Jonesboro, Ga. (Fayette County HS/UNC Wilmington/Virginia Tech)
3	Marcus Georges-Hunt***	G	6-5	216	Sr.	College Park, Ga. (North Clayton HS)
5	Corey Heyward**	G	6-1	210	r-Jr.	Duluth, Ga. (Peachtree Ridge HS/Hargrave Military Academy)
10	Travis Jorgenson**	G	6-0	184	r-So.	Columbia, Mo. (Rock Bridge HS/New Hampton School)
11	Josh Heath*	G	6-2	179	Jr.	Tampa, Fla. (Tampa Prep/South Florida)
12	Quinton Stephens**	F	6-9	203	Jr.	Atlanta, Ga. (Marist School)
24	Sylvester Ogbonda	F	6-10	238	Fr.	Port Harcourt, Md. (National Christian Academy, Fort Washington, Md.)
32	Nick Jacobs	F	6-8	262	r-Sr.	Atlanta, Ga. (South Atlanta HS/Alabama)
33	James White	F	6-8	226	Gr.	Jonesboro, Ga. (Jonesboro HS/Arkansas-Little Rock)
34	Abdoulaye Gueye*	F	6-9	218	So.	Dakar, Senegal (Central Park Christian/Birmingham, Ala.)
42	Rand Rowland*	F	6-7	213	Jr.	Cleveland, Ga. (White County HS)
44	Ben Lammers*	C	6-10	231	So.	San Antonio, Texas (Alamo Heights HS)

ALPHABETICAL

No.	Name	Pos.	Ht.	Wt.	Cl.	Hometown (High School/College)
3	Marcus Georges-Hunt***	G	6-5	216	Sr.	College Park, Ga. (North Clayton HS)
34	Abdoulaye Gueye*	F	6-9	218	So.	Dakar, Senegal (Central Park Christian-Birmingham, Ala.)
11	Josh Heath*	G	6-2	179	Jr.	Tampa, Fla. (Tampa Prep/South Florida)
5	Corey Heyward**	G	6-1	210	r-Jr.	Duluth, Ga. (Peachtree Ridge HS/Hargrave Military Academy)
1	Tadric Jackson*	G	6-2	209	So.	Tifton, Ga. (Tift County HS)
32	Nick Jacobs	F	6-8	260	r-Sr.	Atlanta, Ga. (South Atlanta HS/Alabama)
10	Travis Jorgenson**	G	6-0	184	r-So.	Columbia, Mo. (Rock Bridge HS/New Hampton School)
44	Ben Lammers*	C	6-10	231	So.	San Antonio, Texas (Alamo Heights HS)
0	Charles Mitchell*	F	6-8	256	Sr.	Atlanta, Ga. (Wheeler HS/Maryland)
24	Sylvester Ogbonda	F	6-10	238	Fr.	Port Harcourt, Md. (National Christian Academy, Fort Washington, Md.)
42	Rand Rowland*	F	6-7	213	Jr.	Cleveland, Ga. (White County HS)
2	Adam Smith	G	6-1	165	Gr.	Jonesboro, Ga. (Fayette County HS/UNC Wilmington/Virginia Tech)
12	Quinton Stephens**	F	6-9	203	Jr.	Atlanta, Ga. (Marist School)
33	James White	F	6-8	226	Gr.	Jonesboro, Ga. (Jonesboro HS/Arkansas-Little Rock)

*denotes varsity letters earned

Head Coach: Brian Gregory (Oakland, 1990), 5th year

Associate Head Coach: Chad Dollar (Milligan, 1996), 5th year

Assistant Coaches: Tom Herrion (Merrimack, 1989), 2nd year; Mamadou N'Diaye (Auburn, 2011), 2nd year

Director of Player Development: Bruce Evans (Furman, 1992), 4th year

Director of Basketball Operations: Chris Jacobs (Coe College, 1999), 12th year

Strength and Conditioning Coach: Mike Bewley (Eastern Kentucky, 1998), 5th year

Athletic Trainer: Richard Stewart (Salisbury, 2005), 9th year

Video Coordinator: Billy Hubly (Saint Francis, 2012), 1st year

Pronunciations

Abdoulaye Gueye	ab-DOO-lay gay
Tadric Jackson	TODD-rick
Mamadou N'Diaye	MAMA-doo IN-jye
Sylvester Ogbonda	oh-BOND-uh

BY CLASS

Freshmen: Sylvester Ogbonda

Sophomores: Abdoulaye Gueye, Tadric Jackson, Travis Jorgenson (r), Ben Lammers

Juniors: Josh Heath, Corey Heyward (r), Rand Rowland, Quinton Stephens

Seniors: Marcus Georges-Hunt, Nick Jacobs (r), Charles Mitchell, Adam Smith, James White

BY STATE/COUNTRY

Florida: Josh Heath

Georgia: Corey Heyward, Marcus Georges-Hunt, Tadric Jackson, Nick Jacobs, Charles Mitchell, Rand Rowland, Adam Smith, Quinton Stephens, James White

Missouri: Travis Jorgenson

Nigeria: Sylvester Ogbonda

Senegal: Abdoulaye Gueye

Texas: Ben Lammers

BY BIRTHDATE

January 11, 1996 Sylvester Ogbonda

March 1, 1995 Quinton Stephens

March 28, 1994 Marcus Georges-Hunt

July 26, 1993 James White

April 26, 1995 Travis Jorgenson

August 8, 1995 Rand Rowland

August 29, 1993 Corey Heyward

September 25, 1992 Nick Jacobs

October 26, 1994 Tadric Jackson

November 12, 1995 Ben Lammers

November 24, 1994 Abdoulaye Gueye

November 8, 1992 Adam Smith

December 28, 1994 Josh Heath

BY MAJOR

Building Construction/Facility Management (Masters): James White

Business Administration: Abdoulaye Gueye, Josh Heath, Corey Heyward, Tadric Jackson, Travis Jorgenson, Rand Rowland, Quinton Stephens

History, Science & Technology: Nick Jacobs, Charles Mitchell

Mechanical Engineering: Ben Lammers

Music Technology, Music Production and

Multimedia (Masters): Adam Smith

Science, Technology and Culture: Marcus Georges-Hunt

BY HEIGHT

6-0 Travis Jorgenson

6-1 Corey Heyward, Adam Smith

6-2 Josh Heath, Tadric Jackson

6-5 Marcus Georges-Hunt


6-7 Rand Rowland

6-8 Nick Jacobs, Charles Mitchell, James White

6-9 Abdoulaye Gueye, Quinton Stephens


6-10 Ben Lammers, Sylvester Ogbonda

RADIO/TV ROSTER



Marcus Georges-Hunt
G • 6-5 • Sr.

3



Abdoulaye Gueye
F • 6-9 • So.

34




Josh Heath
G • 6-2 • Jr.

11




Corey Heyward
G • 6-1 • r-Jr.

5



Tadic Jackson
G • 6-2 • So.

1



Nick Jacobs
F • 6-8 • r-Sr.

32



Travis Jorgenson
G • 6-0 • r-So.

10




Ben Lammers
C • 6-10 • So.

44



Charles Mitchell
F • 6-8 • Sr.

0




Sylvester Ogbonda
F • 6-10 • Fr.

24



Rand Rowland
F • 6-7 • Jr.

42



Adam Smith
G • 6-1 • Gr.

2



Quinton Stephens
F • 6-9 • Jr.

12



James White
F • 6-8 • Gr.

33



Brian Gregory
Head Coach



Chad Dollar
Associate Head Coach



Tom Herrion
Assistant Coach



Mamadou N'Diaye
Assistant Coach



Bruce Evans
Director of Player Development



Chris Jacobs
Director of Operations



Mike Bewley
Strength & Conditioning Coach



Richard Stewart
Athletic Trainer



Billy Hubly
Video Coordinator