



# 2014 @GT\_BASEBALL

YELLOW JACKET BASEBALL • 29 NCAA REGIONALS • 5 SUPER REGIONALS • 3 COLLEGE WORLD SERIES • 8 ACC CHAMPIONSHIPS

## 25 Georgia Tech (36-25) at NCAA Oxford Regional

Oxford-University Stadium | Oxford, Miss. | Capacity: 10,323

### GEORGIA TECH BY THE NUMBERS

Overall	36-25
ACC	14-16
Place (Coastal Division)	5th
At Russ Chandler Stadium	25-11
Road Games	6-13
Neutral Site Games	5-1
Streak	W2
Last Five Games	4-1
Last 10 Games	7-3

## #SWARMSTATS



3rd-SEED • 36-25 • ACC CHAMP

Head Coach Danny Hall

27th Year: 1,097-544-1 • 21st at Tech: 890-427-1

### ALL-TIME SERIES

WASHINGTON: UW leads 5-4 • at NCAA Tourney: 2-2

OLE MISS: GT leads 5-2 • at NCAA Tourney: 0-0

JACKSONVILLE STATE: GT leads 6-1 • at NCAA Tourney: 1-0

## GAME 62 vs. Washington Fri., May 30

First Pitch	4 p.m. ET
GT	RHP Josh Hedding (4-4, 3.64 ERA)
UW	TBA
Radio	WREK 91.1 FM Atlanta
TV	ESPN2 / ESPN3



### OXFORD REGIONAL SCHEDULE

#### Friday, May 30

Game 1: 4 p.m. ET - 2 Washington vs. 3 Georgia Tech (ESPN3)

Game 2: 8 p.m. ET - 1 Ole Miss vs. 4 Jacksonville State (ESPN3)

#### Saturday, May 31

Game 3: 4 p.m. ET - Loser Game 1 vs. Loser Game 2 (ESPN3)

Game 4: 8 p.m. ET - Winner Game 1 vs. Winner Game 2 (ESPN3)

#### Sunday, June 1

Game 5: 4 p.m. ET - Loser Game 4 vs. Winner Game 3 (ESPN3)

Game 6: 8 p.m. ET - Winner Game 4 vs. Winner Game 5 (ESPN3)

#### Monday, June 2

Game 7: 8 p.m. ET - If necessary (ESPN3)

## #LEADOFF

>> No. 25 Georgia Tech, which has appeared in seven consecutive NCAA tournaments, in 28 of the last 30, and 30 all-time, begins play in the Oxford Regional Friday versus No. 14 Washington.

>> The ACC Champion Yellow Jackets, whose nine ACC tournament titles are tied for the most in league history, are the 3-seed in the regional that also includes 1-seed Ole Miss and 4-seed Jacksonville State. The winner of the double-elimination regional advances to play the UL-Lafayette Regional winner next week.

>> The Jackets are 68-59 (.535) all time in NCAA play, which includes a 4-5 record in three College World Series appearances (1994, 2002, 2006). Tech has played in the Regional championship game in each of its last nine postseason appearances.

>> In the last 30 years, only two teams have more NCAA appearances than Georgia Tech's 28. Both Miami and Florida State have qualified for all 30 NCAA tournaments in that span.

>> Behind one of the ACC's best middle infield duos of 2B Mott Hyde and SS Connor Justus, Tech leads the NCAA with a school record 73 double plays. The Jackets played error-free in all five games en route to the 2014 ACC tournament title.

## ISAACS: ACC TOURNEY MVP

>> Senior captain Dusty Isaacs is the most experienced of Georgia Tech's arms, having appeared in 88 career games with 18 victories and seven saves. He factored in three wins during Tech's ACC title run and was named the tournament's MVP.

>> A starter the last two years, Isaacs has made a return to the bullpen as a long reliever, where he's been a valuable commodity.

>> His 88 appearances rank ninth on Tech's all-time list.

>> Isaacs was untouchable in Greensboro, going 1.1 innings to get the save over Wake, 2.0 for the save against Miami and 5.0 in his first start of the year in the Clemson win (one hit, six strikeouts).

>> He owns a 2.39 career ERA in his 58 career relief appearances - 1.81 in 28 appearances this season - including regular-season wins in extra innings over No. 22 Miami, No. 13 North Carolina, Maryland and Virginia Tech, and saves over Duke, No. 1 Florida State and Georgia.

### ISAACS' CAREER AS A RELIEVER

	Record	SV	ERA	App.	Innings	Hits	ER	BB	K
2011	0-1	0	2.64	24	34.0	28	10	12	36
2012	1-1	0	3.43	7	18.1	16	7	4	10
2013	0-0	0	0.00	1	2.0	0	0	0	4
2014	6-5	7	1.98	27	54.2	45	12	16	45
<b>Career</b>	<b>7-7</b>	<b>7</b>	<b>2.39</b>	<b>59</b>	<b>109.0</b>	<b>89</b>	<b>29</b>	<b>32</b>	<b>93</b>
Career (Starter)	11-11	0	5.73	29	136.2	139	87	72	110



## 2014 SCHEDULE

Date	Opponent	TV	Time
Feb. 14	Old Dominion #	W	6-5
Feb. 15	Radford #	L	1-3
Feb. 16	VCU #	L	3-5
Feb. 19	at Georgia Southern	L	3-4
Feb. 21	UNC Greensboro	W	7-3
Feb. 22	UNC Greensboro	W	7-0
Feb. 23	UNC Greensboro	W	12-3
Feb. 25	Kennesaw State	L (12)	3-5
Feb. 28	Bowling Green	W	3-2
Mar. 1	Bowling Green	W	8-3
Mar. 2	Bowling Green	W	8-5
Mar. 4	at Georgia	CSS	L 0-1
Mar. 7	Wake Forest *	ESPN3	L 2-9
Mar. 8	Wake Forest *	L	8-12
Mar. 9	Wake Forest *	W	5-1
Mar. 11	Western Carolina	W	7-5
Mar. 14	22 Miami *	ESPN3	L 8-10
Mar. 15	22 Miami *	W	13-7
	22 Miami *	CSS	W (10) 3-2
Mar. 18	at Kennesaw State	W	8-7
Mar. 19	at Georgia State	W	9-4
Mar. 21	at 13 North Carolina *	ESPN3	L (11) 2-3
Mar. 22	at 13 North Carolina *	ESPN3	W (13) 6-5
	at 13 North Carolina *	ESPN3	W 9-1
Mar. 25	rv Mercer	L	1-4
Mar. 28	at Pittsburgh *	L (13)	3-4
Mar. 29	at Pittsburgh *	L	0-5
Mar. 30	at Pittsburgh *	L	2-4
Apr. 2	Georgia State	W	7-3
Apr. 4	Duke *	ESPN3	W 7-4
Apr. 5	Duke *	ESPN3	W 5-1
Apr. 6	Duke *	ESPN3	W 1-0
Apr. 8	rv Georgia Southern	W	13-2
Apr. 9	Savannah State	W	12-1
Apr. 11	1 Florida State *	CSS	W 5-3
Apr. 12	1 Florida State *	RSN	W 12-4
Apr. 13	1 Florida State *	CSS	L 4-5
Apr. 15	rv Georgia	CSS	W 4-1
Apr. 18	at Maryland *	L	2-7
Apr. 19	at Maryland *	L	1-4
Apr. 20	at Maryland *	W (12)	13-6
Apr. 23	Mercer	L (10)	3-4
Apr. 25	at NC State *	ESPN3	W 1-0
Apr. 26	at NC State *	RSN	L 0-1
Apr. 27	at NC State *	ESPN3	L 1-7
May 2	Virginia Tech *	ESPN3	W (11) 7-6
May 3	Virginia Tech *	RSN	W 3-1
May 4	Virginia Tech *	ESPN3	L 6-7
May 6	North Florida	ESPN3	W 9-6
May 9	at 1 Virginia *	L	3-4
May 10	at 1 Virginia *	L (11)	3-4
May 11	at 1 Virginia *	L	1-3
May 13	vs. Georgia (Turner Field)	FS-South	W 2-0
May 15	South Florida	ESPN3	L 0-8
May 16	South Florida	ESPN3	W 3-0
May 17	South Florida	ESPN3	W 12-5

### ACC BASEBALL CHAMPIONSHIP (GREENSBORO, N.C.)

May 20	vs. Wake Forest	RSN	W	5-3
May 21	vs. 16 Miami	RSN	W	6-3
May 22	vs. Duke	RSN	L	0-6
May 23	vs. Clemson	RSN	W	3-0
May 25	vs. Maryland	ESPN2	W	9-4

### NCAA TOURNAMENT

May 30-June 2	NCAA Oxford Regional
June 6-9	NCAA Super Regionals (Campus Sites)
June 14-25	College World Series (Omaha, Neb.)

### NOTES

Times/TV subject to change; All times Eastern

# Battle in Midtown (Russ Chandler Stadium) \* ACC game

Rank reflects Top 25 for that week or current week

### GEORGIA TECH SPORTS INFORMATION

Mike DeGeorge, Assistant Director (Baseball SID)  
Office: 404-894-5445 | Cell: 404-263-9478  
mdegeorge@athletics.gatech.edu | Twitter: @MikeDeGeorge

## RECORD BREAKDOWN...

	ACC	Overall
Home	10-5	25-11
Road	4-11	6-13
Neutral		5-1
Day Games	8-12	20-16
Night Games	6-4	16-9

Yellow Jackets Score First	6-4	20-9
Yellow Jackets Score in 1st	3-6	11-7
Opponent Scores First	8-11	16-16
Walkoff Victories	2-3	2-4

vs. Ranked Team (All Polls)	6-6	8-6
Following Loss	5-7	14-11
TV/ESPN3 Game	11-7	21-10

vs. LHP (starter)	6-7	14-8
vs. RHP (starter)	8-9	22-17
Yellow Jacket Starter 6+ IP	7-6	13-7
Yellow Jacket Starter 7+ IP	3-0	6-0
Yellow Jacket Starter 8+ IP	0-0	0-0

Hitting A Home Run	4-2	16-2
Not Hitting A Home Run	11-14	20-23

Out Hit Opponent	10-6	28-8
Equal Number of Hits	1-1	4-2
Get Out Hit By Opponent	3-9	4-15

February	-	5-4
March	5-7	10-9
April	7-5	11-6
May	2-4	10-6
June		0-0

Monday		0-0
Tuesday		7-3
Wednesday		4-2
Thursday		0-2
Friday	4-6	9-6
Saturday	7-5	10-6
Sunday	3-5	6-6

One-Run Games	5-7	8-10
Two-Run Games	2-3	5-6
Three-Run Games	1-1	7-2
Four+ Run Games	6-5	16-7

Leading After 6	10-4	27-4
Trailing After 6	1-9	4-17
Tied After 6	3-3	5-4
Leading After 7	10-1	29-1
Trailing After 7	2-11	2-19
Tied After 7	2-4	5-5
Leading After 8	11-0	32-0
Trailing After 8	0-12	0-20
Tied After 8	3-4	4-5

Shutouts	2-2	6-5
Extra Innings	4-3	4-5

Score Five or Less Runs	7-13	13-22
Score Six or More Runs	7-3	23-3
Allow Five or Fewer Runs	11-10	31-17

Commit 0 Errors	6-5	15-6
Commit 1 Error	5-5	14-9
Commit 2+ Errors	2-4	7-10

### JERSEY COMBINATIONS

Jersey Tops	ACC	Overall
White with "Jackets"	3-2	6-3
White with GT logo	1-0	1-0
White Vest with GT logo		2-1
Whiteout Jersey (Sunday Home Jersey)	2-2	5-4
Gold	5-2	13-4
Navy	1-4	5-5
Charcoal Gray	0-3	0-5
Gray with GT logo	2-3	4-3

## MOST NCAA REGIONALS, LAST 30 YEARS



## TECH'S ALL-ACC HONOREES

ACC

ACC rank listed for each stat

### SECOND TEAM

OF  
DANIEL  
SPINGOLA  
Jr.



AVG **.328** 10th  
ACC AVG **.336** 4th  
HITS **80** 1st  
3B **EIGHT** 1st  
GW RUNS **NINE** 1st (team)

OF  
MATT  
GONZALEZ  
So.



AVG **.314** 16th  
HITS **76** 1st  
2B **19** 1st  
OFA **NINE** 1st  
GW RBI **SEVEN** 1st (team)

1B  
THOMAS  
SMITH  
Jr.



OBP **.397** 1st (team)  
DPs **57** 1st  
FLD **.996** 1st (team)

2B  
MOTT  
HYDE  
Sr.



AVG **.289** 4th (team)  
ACC AVG **.319** 8th  
ACC OPB **.408** 10th  
DPs **55** 3rd  
SB **10/12** 2nd (team)

## NEED TO KNOW

>> **Tech is one of the youngest teams in the nation**, having started as many as six true freshman position players this season. Four true freshman have started in at least half the team's games – only three other schools in the NCAA have more. Tech's rookie class was ranked No. 9 by Perfect Game.

>> **Season-ending injuries to No. 1 and No. 2 starting pitchers** Jonathan King and Cole Pitts on the opening weekend of ACC play, and the departure of two key relievers, forced the Jackets to completely re-shuffle the rotation – yet Tech's team ERA of 3.26 is more than a run better than 2013.

>> Tech's **nine extra-inning games** are the most in 21 seasons under Danny Hall and tied for the most in school history (1986). Of Tech's 61 games, **29 have been decided by two runs or less** (13-16).

>> **Tech's RPI sits at No. 32 against the 10th-toughest schedule nationally** (toughest of ACC teams). The Jackets own 11 wins against the RPI top 50 (11-10) and won series over Miami, Florida State, North Carolina, Georgia and Duke.

>> Tech is **16-2 when hitting a home run** and **32-0 when leading after 8 innings**.

>> **Tech has fielded .980 over its last 44 games** since committing a season-worst five errors against Miami on March 14 – a 10-8 loss – that dropped the team fielding percentage to .957 (last in ACC).

>> **Mott Hyde is the NCAA's active leader in games played (249) and starts (249)**. He's the veteran of a starting infield with rookies Connor Justus and Brandon Gold and junior Thomas Smith that have committed just seven errors combined over the last 28 games.

>> **Including ACC Championship MVP Dusty Isaacs**, the Jackets had three players named to the ACC All-Championship team: Mott Hyde (2B) and Daniel Spingola (OF).

>> Spingola hit a team-best .389 (7-for-18) in Greensboro, and for the month of May, **Spingola is on a tear: .382 (26-for-68) and slugging .559** with three doubles, three triples, a home run and 10 RBI.

>> **Sophomore LHP Sam Clay owns a 1.33 ERA this year, which ranks second on Tech's single-season list** – he, along with Dusty Isaacs (1.81) and Devin Stanton (2.27) could each finish the year among the 20 best ERAs in a season at Tech.

>> Tech went 3-2 in last year's Nashville Regional, taking national No. 2-seed Vanderbilt to a winner-take-all game. RHP **Josh Hedinger turned in one of the Jackets' all-time great NCAA pitching performances**, twirling a complete-game, two-hit shutout of the Commodores to force the Monday game.

>> **Tech played in front of the largest crowd** in college baseball this season – 21,310 at Turner Field during a 2-0 win over Georgia. Tech and UGA have played annually at Turner Field for 12 years, and the crowd has averaged 19,000+.



# ACC BASEBALL CHAMPIONS

WF 5-3  
U 6-3  
0-6 D  
3-0 M 9-4

**MOST  
ACC  
TOURNEY  
TITLES**  
ALL TIME

GT 9  
9  
6

SINCE 2000

GT 5  
3  
2  
2

HALL'S  
ACC TITLE  
GAME RECORD  
5-1

## TOURNEY STAT BREAKDOWN

	GT	OPP
AVG	.305	.275
RUNS	23	16
2B	14	4
SLG%	.434	.386
ERA	3.20	4.60
ERRORS	0	7

ONLY ERROR-FREE TEAM  
IN POOL PLAY

## ACC CHAMPIONSHIP MOST VALUABLE PLAYER



INNINGS	RUNS	K's	WINS	SAVES
8.1	0	11	1	2

@GT\_BASEBALL

## TECH'S TOURNEY LEADERS

AVERAGE	HITS
 .389	 9
DOUBLES	RBI
 3	 4

## COMEBACK KIDS

DEFICIT	KEY PLAY	FINAL
 <b>TECH 1</b> <b>MIAMI 3</b> 7TH	 <b>TECH 5</b> <b>MIAMI 3</b> 2 OUT/8TH	 <b>TECH 6</b> <b>MIAMI 3</b>
 <b>TECH 3</b> <b>UMD 4</b> 7TH	 <b>TECH 7</b> <b>UMD 4</b> 1 OUT/8TH	 <b>TECH 9</b> <b>UMD 4</b>

## GT VS. CURRENT ACC TEAMS

Opponent	Overall	In ACC*	Air RCS	ACC Tour.	1st Mtg.
Boston College	16-7	16-7	9-1	0-1	2006
Clemson	104-107-3	52-69	71-41-2	11-16	1902
Duke	83-32	77-28	49-14	8-3	1903
Florida State	44-69	35-42	19-27	9-6	1959
Maryland	73-26	68-24	43-6	5-2	1921
Miami	35-52-2	19-15	16-21	4-2	1958
North Carolina	72-57	63-49	35-27	10-4	1901
NC State	72-53	65-50	37-14	13-11	1921
Notre Dame	6-4	0-0	0-0	0-0	1924
Pittsburgh	0-3	0-3	0-0	0-0	2014
Virginia	69-48-2	62-42-1	37-17-2	7-3	1924
Virginia Tech	24-13	20-11	16-8	0-1	1980
Wake Forest	72-40-1	67-34-1	43-16	10-4	1898

Tech vs. ACC (Overall): 673-506-8

Tech vs. ACC (As a member vs. members): 546-369-2

Tech in the ACC Tournament: 76-56 (.576)

\*Record as a member of the ACC vs. members of the ACC

## GT'S ALL-TOURNEY PICKS

The first All-Tournament team to be selected was in 1987.

\* MVP # Outstanding Hitter

1985 Scott Jordan.....*OF	2001 Jason Basil.....OF
1986 Jeff Distasio.....*1B	2002 Wes Rynders.....OF
Mike Fowler.....*OF	
1987 Todd Shiver.....*P	2003 Brian Burks.....*P
Carl Sittler.....#3B	Clifton Remole.....1B
Mike Fowler.....OF	Eric Patterson.....2B
1988 Ty Griffin.....#2B	Micah Owings.....3B
Scott Erwin.....P	Jeremy Slayden.....OF
Pat McGuire.....OF	2004 Clifton Remole.....OF
Billy Parham.....1B	2005 Tyler Greene.....*SS
Jim Poole.....P	Jeff Kindel.....OF
1990 Andy Bruce.....3B	Whit Robbins.....1B
Anthony Maisano.....DH	2006 Luke Murtan.....1B
1991 Anthony Byrd.....OF	2012 Zane Evans.....C
Andy Bruce.....3B	Thomas Smith.....2B
1992 Jason Varitek.....C	Brandon Thomas.....OF
Jay Payton.....OF	Jake Davies.....*1B/P
1993 Jason Varitek.....C	2013 Sam Dove.....3B
Nomar Garciaparra.....SS	2014 Matt Hyde.....2B
1994 Tucker Barr.....C	Dusty Isaacs.....*P
1997 Kris Wilson.....DH	Daniel Spingola.....OF
2000 Jason Basil.....*OF	
Bryan Prince.....C	
Brad Stockton.....OF	
Cory Vance.....P	

## TECH'S ACC TITLE GAMES

1984	North Carolina 9, Tech 4 Durham, N.C. (Durham Athletic Park)
1985	Tech 7, Clemson 5 Atlanta, Ga. (Russ Chandler Stadium)
1986	Tech 9, NC State 6 Durham, N.C. (Durham Athletic Park)
1987	Tech 6, NC State 0 Greenville, S.C. (Municipal Stadium)
1988	Tech 6, North Carolina 2 Greenville, S.C. (Municipal Stadium)
1991	Clemson 24, Tech 8 Greenville, S.C. (Municipal Stadium)
2000	Tech 8, Clemson 4 Fort Mill, S.C. (Knights Stadium)
2003	Tech 6, NC State 5 Salem, Va. (Salem Memorial Stad.)
2004	Florida State 17, Tech 5 Salem, Va. (Salem Memorial Stadium)
2005	Tech 4, Virginia 3 Jacksonville, Fla. (Baseball Grounds)
2012	Tech 8, Miami 5 Greensboro, N.C. (NewBridge Bank)
2014	Tech 9, Maryland 4 Greensboro, N.C. (NewBridge Bank)



## QUICK FACTS

### GENERAL INFORMATION

School ..... Georgia Institute of Technology  
Enrollment / Founded ..... 21,000 / 1885  
Nickname ..... Yellow Jackets, Rambling Wreck  
Mascot ..... "Buzz" the Yellow Jacket  
Official Colors ..... Old Gold and White  
Conference ..... Atlantic Coast (since 1980)

### BASEBALL STAFF

Head Coach ..... Danny Hall (21st year)  
Asst. Coach/Recruiting ..... Bryan Prince (7th year)  
Assistant Coach ..... Jason Howell (2nd year)  
Volunteer Coach ..... Tony Plagman  
Director of Baseball Operations ..... Nick Scherer  
Strength and Conditioning ..... Steve Tamborra  
Trainer ..... Walter Smith

### HISTORICAL INFORMATION

ACC Championships ..... 9 (t-most in ACC history)  
..... 1985, 1986, 1987, 1988, 2000, 2003, 2005, 2012, 2014  
NCAA Appearances ..... 30  
..... 1959, 1971, 1985, 1986, 1987, 1988, 1989,  
..... 1990, 1991, 1992, 1993, 1994, 1995, 1996,  
..... 1997, 1998, 2000, 2001, 2002, 2003, 2004,  
..... 2005, 2006, 2008, 2009, 2010, 2011, 2012, 2013, 2014  
NCAA Super Regionals ..... 5  
..... 2000, 2002, 2004, 2005, 2006  
College World Series Appearances ..... 3  
..... 1994 (2nd), 2002 (T-5th), 2006 (T-7th)

## TECH'S NCAA CAREER STATS

HITTING	GP/GS	Avg.	AB	R	H	2B	3B	HR	RBI	SB
Hyde	13/13	.229	48	1	11	3	0	0	4	0-1
2013	5/5	.350	20	1	7	3	0	0	2	0-1
Earnest	5/3	.182	11	1	2	0	0	1	2	0-0
2013	3/3	.125	8	1	1	0	0	1	2	0-0
Smith	9/9	.185	27	3	5	0	0	1	1	2-3
2013	5/5	.333	15	2	5	0	0	1	1	1-2
Spingola	6/3	.250	12	2	3	0	0	0	2	1-1
2013	5/3	.273	11	2	3	0	0	0	2	1-1
Murray	6/5	.333	18	2	6	1	0	0	2	0-0
2013	5/5	.333	18	2	6	1	0	0	1	0-0
Gonzalez	4/3	.231	13	3	3	1	0	0	2	0-0
2013	4/3	.231	13	3	3	1	0	0	2	0-0

PITCHING	GP/GS	ERA	W-L	SV	IP	H	R	ER	BB	K
Grimes	1/0	2.70	0-0	0	6.2	3	2	2	1	8
2013	dnp									
Stanton	2/0	0.00	0-0	0	0.2	0	0	0	0	1
2013	1/0	0.00	0-0	0	0.0	0	0	0	0	1
Isaacs	3/1	3.27	1-1	0	11.0	9	4	4	3	8
2013	1/1	6.75	0-1	0	5.1	5	4	4	3	3
Roberts	2/0	0.00	0-0	1	4.0	1	1	0	1	4
2013	1/0	0.00	0-0	1	3.0	1	1	0	1	4
Pitts	3/1	4.05	0-0	0	6.2	12	4	3	5	3
2013	2/0	0.00	0-0	0	3.0	2	0	0	4	3
Hedding	2/1	6.17	1-0	0	11.2	8	8	8	9	4
2013	1/1	0.00	1-0	0	9.0	2	0	0	6	3
Wiseman	1/0	0.00	0-0	0	1.2	2	3	0	3	0
2013	1/0	0.00	0-0	0	1.2	2	3	0	3	0

## TECH'S NCAA RESULTS

### ALL-TIME NCAA RECORD: 68-59 (.535)

Year	National Seed	1st Rd or Regional	Super Regional	CWS
1959		1-2	-	
1971		3-2	-	
1985		3-2 (runner-up)	-	
1986		3-2 (runner-up)	-	
1987		0-2	-	
1988		2-2	-	
1989		1-2	-	
1990		0-2	-	
1991		2-2	-	
1992		2-2	-	
1993		2-2	-	
1994		4-1	-	3-1 (2nd)
1995		0-2	-	
1996		3-2 (runner-up)	-	
1998		3-2 (runner-up)	-	
2000	3	3-0 (champion)	0-2	
2001		0-2		
2002		3-0 (champion)	2-0	1-2 (5th)
2003	3	0-2		
2004	4	3-0 (champion)	0-2	
2005	2	3-1 (champion)	0-2	
2006	8	3-0 (champion)	2-0	0-2 (7th)
2008		2-2 (runner-up)		
2009		3-2 (runner-up)		
2010	8	2-2 (runner-up)		
2011		2-2 (runner-up)		
2012		2-2 (runner-up)		
2013		3-2 (runner-up)		

Note: Regional/Super Regional format began in 1999

### VERSUS REGIONAL/ SUPER REGIONAL OPPONENTS

Opponent	Record	Last
Alabama	2-3	2010
Arizona State	0-1	1998
Arkansas	1-1	1998
Austin Peay	2-1	2011
California	0-2	1995
Central Florida	0-1	1989
Central Michigan	1-0	1985
Clemson	0-1	1959
Coastal Carolina	2-1	2002
College of Charleston	4-0	2012
Connecticut	1-0	1994
East Carolina	0-1	2003
East Tennessee State	1-0	103
Eastern Kentucky	1-0	1985
Elon	1-0	2009
Florida	0-2	2012
Florida Atlantic	2-0	2002
Florida State	1-2	1985
Furman	1-0	2005
George Mason	1-0	1992
George Washington	1-0	1959
Georgia	2-6	2008
Georgia Southern	1-0	2000
Georgia State	1-0	2009
Houston	0-1	1990
Illinois	1-1	2013
Jacksonville State	1-0	2004
Liberty	1-0	1993
Lipscomb	1-0	2008
Louisiana State	0-2	1996
Louisville	1-0	2008
Maryland	1-0	1971
Mercer	1-0	2010
Miami	2-4	1989
Mississippi State	1-3	2011
New Orleans	1-1	1996
Ohio State	0-1	1993

Opponent	Record	Last
Oklahoma State	1-1	1998
Navy	1-0	1986
Rider	0-1	1987
St. John's	1-1	1991
Southern Miss.	2-2	2011
South Carolina	4-2	2005
S.E. Missouri State	1-0	1998
S.W. Louisiana	1-0	1997
Southern California	0-2	2000
Stetson	3-1	2006
Tennessee	0-3	2005
Tennessee Tech	1-0	1997
Texas A&M	1-1	1992
Texas Tech	2-0	2004
Tulane	1-0	1996
Vanderbilt	3-1	2013
Villanova	0-1	1989
Va. Commonwealth	1-0	1988
Washington	2-2	1997
Western Carolina	1-0	1986
Wichita State	1-1	1994

### OVERALL REGIONAL RECORD: 64-53

### RECORD VS. COLLEGE WORLD SERIES OPPONENTS


Opponent	Record	Last
Cal State Fullerton	2-1	2006
Clemson	0-2	2006
Florida State	1-0	1994
Oklahoma	0-1	1994
South Carolina	1-1	2002

### OVERALL CWS RECORD: 4-5

## ARM'S RACE


>> Georgia Tech has three pitchers on the staff - Sam Clay, Dusty Isaacs and Devin Stanton - who are each in position to finish top 20 on the Jackets' single-season ERA list. Mike Sorrow holds the school record with a 1.07 ERA, allowing just 10 earned runs in 84 innings in 1971.

**LHP**  
**SAM**  
**CLAY**  
So.



**1.35 ERA**  
**RANK: 2ND**  
8 ER / 54.1 IP

**RHP**  
**DUSTY**  
**ISAACS**  
Sr.



**1.81 ERA**  
**RANK: 11TH**  
12 ER / 59.2 IP

**LHP**  
**DEVIN**  
**STANTON**  
R-Sr.



**2.27 ERA**  
**RANK: 20TH**  
18 ER / 71.1 IP

## DEVIN DEALS

>> Redshirt junior LHP Devin Stanton has allowed just seven runs over his last eight starts (1.40 ERA in 45.0 IP), and the converted reliever is 10th in the ACC with a 2.27 overall ERA and 2.30 ERA in ACC games (10th).

>> His last four home starts were money: six-inning shutouts against both Duke (win) and FSU (win); a career-best seven one-run innings versus VT (win); five shutout frames against USF (win).

>> He was equally as impressive on the road, but was bolstered by just two runs of support over his final four road starts in the regular season.

>> A team captain, Stanton missed the 2012 season with Tommy John surgery. He entered the rotation after starters Jonathan King and Cole Pitts were lost to injury versus Wake on the opening weekend of ACC play.



### BREAKING DOWN STANTON'S NINE ACC STARTS

#### INNINGS



#### HITS ALLOWED



#### RUNS ALLOWED



#### RUN SUPPORT



## STAT COMPARISON

	GT	UW	MISS	JSU
Batting Average	.279	.281	.303	.294
Slugging Percentage	.378	.383	.417	.424
Runs Per Game	5.1	5.6	6.1	6.1
Hits Per Game	9.7	9.2	10.7	10.5
Doubles	107	89	104	125
Triples	20	10	13	22
Home Runs	21	25	36	38
RBI	286	284	323	340
Stolen Bases/Attempts	53/81	39/54	88/115	79/98
ERA	3.26	3.23	2.76	4.56
K's Per 9.0	7.4	5.7	7.2	6.3
BB's Per 9.0	4.1	3.0	2.6	4.0
Opponent Batting Average	.251	.252	.247	.271
Fielding Percentage	.973	.981	.973	.970

## TECH VS. '14 OPPONENTS

	UNDER HALL	ALL-TIME	LAST
Old Dominion	1-0	5-3	2014
Radford	0-1	0-1	2014
VCU	2-1	4-1	2014
UNC Greensboro	4-1	4-1	2014
Bowling Green	3-0	4-3	2014
Western Carolina	9-6	19-16	2014
Kennesaw State	15-4	16-5	2014
North Carolina	44-30	72-57	2014
Pittsburgh	0-3	0-3	2014
Georgia State	36-6	60-10	2014
Georgia Southern	63-19	94-31	2014
Savannah State	4-0	4-0	2014
Florida State	35-37	45-70	2014
Mercer	24-9	106-54	2014
NC State	41-25	72-53	2014
Virginia Tech	23-12	24-14	2014
North Florida	1-0	1-0	2014
Virginia	35-28-1	69-49-2	2014
Georgia	42-32	159-201-2	2014
South Florida	8-1	11-2	2014
Wake Forest	41-22	72-41-1	2014
Miami	25-29	35-52-2	2014
Duke	54-16	88-32	2014
Clemson	35-42	104-107-3	2013
Maryland	48-11	73-26	2014
Washington	4-5	4-5	2006
Ole Miss	0-0	5-2	1959
Jacksonville State	5-0	6-1	2004

## CALI CONNECTION

>> Each of head coach Danny Hall's College World Series teams at Georgia Tech have featured at least one player from California.

**1994**  
**Nomar Garciaparra**  
Whittier, CA

**2002**  
**Mike Niekas**  
Westlake Village, CA

**2006**  
**Wally Crancer**  
Riverside, CA

**Jason Haniger**  
Santa Clara, CA



>> 2014 marks the first year since Jason Haniger graduated ('09) that Tech had players from California.

## BIG PLAY CJ

>> Former Tech WR Calvin Johnson was the original "Big Play CJ," but freshman SS Connor Justus is making his case as the heir apparent.

>> The slick-fielding Justus was named to the initial watch list for the Brooks Wallace Award, presented annually to the top college shortstop, joining 34 others on the list. He was one of nine freshman.

>> Justus is fielding .966 overall (.985 in ACC play) and had a late-season streak of 25-straight error free games in ACC play.

>> He was named the ACC Player of the Week on April 14 after Tech won the series over No. 1 Florida State.

>> He had a walk-off RBI single in the 10th to clinch the series versus No. 22 Miami, provided a go-ahead RBI single in the 13th inning at No. 13 UNC - a 6-5 Tech victory, and had a game-winning RBI single in a 3-1 win over Virginia Tech.

### JUSTUS BY THE NUMBERS

- 2** Errors in ACC play
- 5** Game-winning runs
- 5** Game-winning RBI
- 47** DPs fielded (4th in ACC)
- .309** vs. Top 25 teams
- .400** w/ bases loaded (4-for-10)



**"He's sensational."** - North Carolina head coach Mike Fox

## MOST ACC TITLES SINCE 2000

### TOURNAMENT

**GT 5**

**3**

**2**

**2**

### REGULAR SEASON

**10**

**5**

**4**

## GETTING DEFENSIVE

>> The Jackets played error-free in all five games during the ACC tournament and in 17 of their last 32 games overall.

>> Tech has turned a school record 73 double plays this year to lead the NCAA, breaking the old school record of 71 in 1985.

>> Only 17 times this year has Tech gone without turning a double play.

>> Freshman SS Connor Justus committed just two errors in ACC play, while 2B Mott Hyde has played error-free in 19 straight and has just one miscue over his last 28 games.

>> Over the last 28 games, Tech's starting infield of Justus (4), Hyde (1), Smith (0) and Gold (2) have committed just seven errors (.988 fld%).

>> Georgia Tech is second in the NCAA lead with 22 outfield assists. Sophomore LF Matt Gonzalez has nine, which are fourth-most nationally. Seven of the Jackets' 22 outfield assists have erased runs at the plate.

>> Catchers Arden Pabst and Mitch Earnest have been stellar controlling the running game, each throwing out nearly 40 percent of stolen-base attempts - Pabst 12 of 32 (38%) and Earnest 10 of 27 (37%).

### GEORGIA TECH'S DEFENSIVE COMPARISON

	First 17 Games	Last 44
Record	9-8	<b>27-17</b>
ACC Record	1-3	<b>13-13</b>
Fielding Pct.	.957	<b>.980</b>
Double Plays	18	<b>55</b>
Error-Free Games	2	<b>19</b>

### NCAA LEADERS FIELDING DPs

GA TECH	73
Nicholls State	68
Lipscomb	65
Old Dominion	65
Siena	64
<b>Washington</b>	<b>63</b>
SE Missouri State	63
Tulane	63

## 2014 TEAM CAPTAINS





## GEORGIA TECH'S GAME-WINNING PLAYS

Game	Play	Inning	Final
ODU (2/14)	Smith RBI single scored Spingola	B-7th	6-5
UNCG (2/21)	Spingola RBI grounder scored Gold	B-2nd	7-3
UNCG (2/22)	Gold RBI sac fly scored Spingola	B-6th	7-0
UNCG (2/23)	Barzilli 2-RBI double scored Gonzalez	B-4th	12-3
BGSU (2/28)	Gonzalez 2-RBI single scored Innis	B-3rd	3-2
BGSU (3/1)	Barzilli 2-RBI single scored Peurifoy	B-3rd	8-3
BGSU (3/2)	Hyde 3-RBI triple scored Justus	B-2nd	8-5
Wake (3/9)	Hyde scored on an error	B-3rd	5-1
WCU (3/11)	Gonzalez RBI sac fly scored Pabst	B-2nd	7-5
Miami (3/15)	Gonzalez RBI double scored Justus	B-8th	13-7
Miami (3/15)	Justus RBI single scored Innis	# B-10th	3-2
Kenn. St. (3/18)	Gonzalez scored on balk	T-9th	8-7
Ga State (3/19)	Gold RBI double scored Smith	T-6th	9-4
UNC (3/22)	Justus RBI single scored Gonzalez	T-13th	6-5
UNC (3/22)	Spingola RBI HBP scored Innis	T-4th	9-1
Ga State (4/2)	Justus RBI double scored Hyde	B-1st	7-3
Duke (4/4)	Pabst RBI walk scored Justus	B-6th	7-4
Duke (4/5)	Hyde RBI single scored Gold	B-3rd	5-1
Duke (4/6)	Spingola RBI single scored Gold	B-6th	1-0
Ga So. (4/8)	Spingola RBI single scored Gold	B-2nd	13-2
Sav. St. (4/9)	Peurifoy RBI single scored Murray	B-2nd	12-1
Fla. St. (4/11)	Gonzalez RBI single scored Spingola	B-1st	5-3
Fla. Sr. (4/12)	Hyde RBI double scored Spingola	B-1st	12-4
Georgia (4/15)	Gonzalez RBI double scored Spingola	B-1st	4-1
Maryland (4/20)	Smith RBI single scored Spingola	T-12th	13-6
NC State (4/25)	Gonzalez RBI single scored Gold	T-6th	1-0
Va Tech (5/2)	Gonzalez RBI single scored Pabst	# B-11th	7-6
Va Tech (5/3)	Justus RBI single scored Hyde	B-6th	3-1
N Florida (5/6)	Murray two-RBI single scored Spingola	B-1st	9-6
Georgia (5/13)	Murray scored on wild pitch	T-7th	2-0
USF (5/16)	Earnest two-RBI single scored Justus	B-2nd	3-0
USF (5/17)	Justus RBI single scored Smith	B-1st	12-5
Wake (5/20)	Earnest RBI double scored Peurifoy	T-2nd	5-3
Miami (5/21)	Gold two-RBI single scored Justus	T-8th	6-3
Clemson (5/23)	Smith RBI single scored Spingola	T-5th	3-0
Maryland (5/25)	Spingola scored on an error	T-8th	9-4

Game-winning plays are ones that give Tech the lead, or break a tie  
# - walkoff win

### GAME WINNING RBI LEADERS

Matt Gonzalez	7
Connor Justus	5
Daniel Spingola	4
Matt Hyde	3
Brandon Gold	3
Thomas Smith	3
Mitch Earnest	2
Elliott Barzilli	2
A.J. Murray	1
Ryan Peurifoy	1
Arden Pabst	1

### GAME WINNING RUNS LEADERS

Daniel Spingola	9
Brandon Gold	5
Connor Justus	5
Matt Gonzalez	3
Keenan Innis	3
Matt Hyde	3
Arden Pabst	2
A.J. Murray	2
Thomas Smith	2
Ryan Peurifoy	2

## HYDE'S VETERAN PRESENCE

>> No active player in Division-I baseball has played or started in more career games than Mott Hyde, and the lone senior in Tech's lineup is putting together a career year with his .289 batting average overall and .319 average in ACC play. He was named third-team All-ACC - his first career ACC honor - and the ACC All-Tourney team.



### WHERE HYDE RANKS AMONG ACC ACTIVE CAREER LEADERS

GAMES PLAYED		HITS		TOTAL BASES	
249	1ST	246	1ST	373	1ST
GAMES STARTED		RUNS BATTED IN		AT BATS	
249	1ST	147	1ST	901	1ST
RUNS SCORED		HOME RUNS		DOUBLES	
147	3RD	21	2ND	54	3RD



No active player in Division I baseball has played or started more games than Hyde

## MOLDING HIS ROLE

>> Sophomore Sam Clay continues to be a go-to-guy from Tech's bullpen and the lefty leads the Jackets with a 1.33 ERA and eight saves - he ranks sixth in the ACC in saves and would lead the league in ERA (but doesn't meet the minimum of 1.0 IP/game).

>> His eight saves are the most by a Jacket since Chris Hick's nine in 2008.

>> Clay has factored in four of Tech's last six wins with saves against Georgia at Turner Field, versus USF and Clemson and a win over Wake Forest in the ACC tournament.

>> The sophomore season is a remarkable turn around for Clay, who pitched to a 6.94 ERA in 23 appearances as a rookie on the Flats with 20 walks against 17 strikeouts.



**K/BB RATIO**  
2013: **2.30-1**  
2012: **0.85-1**



## #PROJACKETS

### JACKETS ON MLB ROSTERS IN 2014

Player	Position	Team
Charlie Blackmon	OF	Colorado
Marlon Byrd	OF	Philadelphia
Bruce Chen	P	Kansas City
Derek Dietrich	IF	Miami
Mark Teixeira	IF	NY Yankees
Matt Wieters	C	Baltimore
Blake Wood	P	Cleveland

### JACKETS IN THE DRAFT

#### 1ST ROUND PICKS (10)

Player	Year	Pick
Kevin Brown	1986	7th
Ty Griffin	1988	4th
Jason Varitek	1993	21st
Jason Varitek	1994	14th
Nomar Garciaparra	1994	12th
Mark Teixeira	2001	5th
Tyler Greene	2005	30th
Matt Wieters	2007	5th
Deck McGuire	2010	11th
Jed Bradley	2011	15th

#### SUPPLEMENTAL 1ST RD (6)

Player	Year	Pick
Jay Payton	1994	29th
Mark Fischer	1997	35th
Richard Lewis	2001	40th
Matt Murtton	2003	32nd
Danny Payne	2007	64th
Luke Bard	2012	42nd

#### SECOND ROUND PICKS (6)

#### TOP FIVE ROUNDS (55)


#### TOP 10 ROUNDS (85)

## TRIPLE THREAT

>> The Yellow Jackets have racked up an ACC-leading 20 triples this season coming from nine different players.

>> 15 of the 20 three-baggers have come at home at Russ Chandler Stadium, which is known more as a home-run hitters park.

>> The speedy Daniel Spingola has eight, which leads the ACC.



## SURE-HANDED SMITTY

>> Former unrecruited walk-on Thomas Smith has become a staple in Georgia Tech's lineup over the last two seasons.

>> He was error-free in 2012 and has committed just two errors over the span of two-and-a-half seasons.

>> In 826 career chances as both a second baseman and now first baseman, he's fielding at a .990 clip.

>> In addition to his defense, Smith is hitting .304 and has already more than doubled his RBI production from last year (35 in 2014, 13 in 2013).



## HITTING STREAKS

	2014 SEASON		CAREER	
	Longest	Current	Longest	Season
Thomas Smith	12	3	12	2014
Daniel Spingola	11	3	11	2014
Matt Hyde	10	-	11	2011
Connor Justus	9	2	9	2014
Matt Gonzalez	8	2	17	2013
Ryan Peurifoy	8	-	8	2014
A.J. Murray	6	1	8	2013
Brandon Gold	6	1	6	2014
Keenan Innis	4	-	4	2014
Elliott Barzilli	4	1	4	2014
Arden Pabst	5	-	5	2014
Mitch Earnest	3	-	5	2013
Grant Wruble	2	-	2	2014
Eric Knox	2	2	2	2014
Jonathan Roberts	1	1	1	2014

## MULTIPLE HIT GAMES

	2014 SEASON					CAREER				
	2	3	4	5+	Total	2	3	4	5+	Total
Spingola	16	5	2	-	23	20	6	2	-	28
Gonzalez	13	7	1	-	21	21	14	1	-	36
Smith	14	4	2	-	20	32	6	2	-	40
Hyde	12	5	-	-	17	47	15	-	-	62
Justus	10	4	-	-	14	10	4	-	-	14
Murray	7	7	-	-	14	23	10	-	-	33
Gold	9	1	-	-	10	9	1	-	-	10
Barzilli	7	1	-	-	8	7	1	-	-	8
Peurifoy	5	2	1	-	8	5	2	1	-	8
Earnest	6	-	-	-	6	8	3	-	-	11
Innis	4	1	-	-	5	4	1	-	-	5
Pabst	5	-	-	-	5	5	-	-	-	5
Knox	1	-	-	-	1	1	-	-	-	1

## MULTIPLE RBI GAMES

	2014 SEASON					CAREER				
	2	3	4	5+	Total	2	3	4	5+	Total
Spingola	10	1	-	-	11	11	3	-	-	14
Hyde	4	5	-	-	9	19	8	2	2	31
Smith	4	1	2	-	7	9	1	3	-	13
Murray	2	3	2	-	7	5	5	3	-	13
Gonzalez	4	1	-	-	5	10	3	1	-	14
Justus	3	1	1	-	5	3	1	1	-	5
Barzilli	2	1	-	-	3	2	1	-	-	3
Earnest	1	-	2	-	3	7	1	2	-	10
Gold	3	-	-	-	3	3	-	-	-	3
Pabst	2	-	1	-	3	2	-	1	-	3
Innis	1	-	-	-	1	1	-	-	-	1

## MONEY BALL


>> Senior second baseman Matt Hyde is Tech's active career leader with 21 home runs.


>> Of his 21, 13 have come in the second half of the season and nine have come in the seventh or later – including a clutch ninth-inning blast versus Clemson in the ACC tourney.

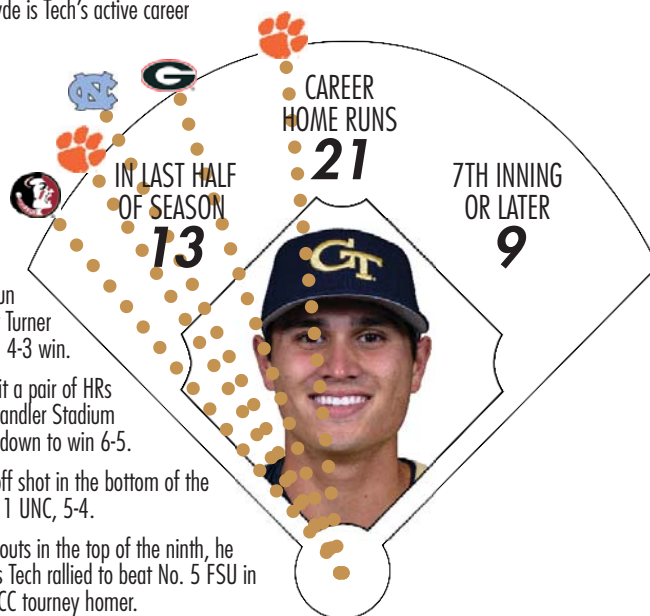
### HYDE'S CLUTCH HOMERS

 >> April 24, 2012: His two-run homer in the seventh inning at Turner Field gave Tech a 3-2 lead en route to a 4-3 win.

 >> April 27, 2012: Hit a pair of HRs vs. Clemson at Russ Chandler Stadium as the Jackets rallied from 2-0 down to win 6-5.

 >> May 10, 2013: His walk-off shot in the bottom of the ninth allowed Tech to beat No. 1 UNC, 5-4.

 >> May 22, 2013: With two outs in the top of the ninth, he crushed the go-ahead homer as Tech rallied to beat No. 5 FSU in the ACC Tournament – his third career ACC tourney homer.



## OUTFIELD ARMS RACE

>> Georgia Tech was forced to replace its entire starting outfield from 2013 with the departures of juniors Kyle Wren and Daniel Palka and senior Brandon Thomas.


>> That athletic group totalled 13 outfield assists last season.

>> But the newcomers patrolling the outfield in 2014 haven't missed a beat as Tech is second in the NCAA with 22 outfield assists this season.

>> Sophomore LF Matt Gonzalez (played third base last season) leads the team with nine (fourth-most in the NCAA), rookie Ryan Peurifoy has five, Keenan Innis has four, while junior CF Daniel Spingola (first year as a starter) has three.

>> Seven of the 22 have erased runs at the plate.

>> 13 have come in ACC games, including three at UNC and four at Pitt.



### OF ASSISTS TEAM LEADERS

as of 5/28/14	No.
CSU Bakersfield	23
<b>GEORGIA TECH</b>	<b>22</b>
Memphis	22

### OF ASSISTS INDIVIDUAL LEADERS

as of 5/28/14	Pos.	Yr.	Team	No.
Jake Little	RF	So.	Memphis	12
Drew Weeks	RF	Jr.	N. Florida	11
Chance Gusbeth	RF		CSU Bakersfield	11
<b>Matt Gonzalez</b>	<b>LF</b>	<b>So.</b>	<b>GA TECH</b>	<b>9</b>










## RIGHT ON PARR

>> His role wasn't a starter when the season began, but rookie southpaw Ben Parr has dealt the Yellow Jackets five wins in nine starts since toeing the rubber versus Georgia State on March 19, and entering the ACC rotation on May 4 versus Virginia Tech.

>> A reliever the first part of his rookie season, Parr had made five appearances (2.1 innings) with an 11.57 ERA, allowing seven hits three runs, two walks and no strikeouts.

>> His numbers in nine regular-season starts were drastically different: 2.44 ERA, 51.2 innings, 47 hits (just eight for extra bases), 16 runs (14 earned), 15 walks and 43 strikeouts (2.87 K/BB ratio).

>> Five of his last six regular season starts were quality starts, and he's gone no less than six innings six straight.

SITE/DATE									
	Away (3/19)	Home (3/25)	Home (4/2)	Home (4/8)	Home (4/15)	Home (4/23)	Away (5/4)	Away (5/11)	Home (5/17)
W/L	W	L	W	W	W	ND	L	L	W
INNINGS	5.0	5.0	5.2	6.0	6.0	6.0	6.0	6.0	6.0
HITS/XBH	3/1	4/2	5/1	7/0	4/1	6/1	6/1	8/0	4/1
RUNS/ER	2/2	2/1	0/0	1/1	0/0	3/2	5/5	2/2	1/1
BB/K	0/4	2/5	4/2	1/9	2/7	3/4	2/6	1/0	0/6





## SERIES BY SERIES STATS

HITTING	W-L	Avg.	R	H	2B	3B	HR	RBI	BB	K	SB
Battle/Midtown	1-2	.202	10	18	4	3	1	10	13	20	3-6
UNCG	3-0	.389	26	42	7	1	3	22	8	24	3-5
Bowling Green	3-0	.280	19	26	5	2	1	18	17	7	2-2
WCU	1-0	.294	7	10	2	0	2	6	3	3	1-1
Kennesaw St.	1-1	.294	11	25	5	0	0	10	3	16	1-2
UNC	2-1	.270	17	34	2	1	0	16	11	24	4-7
Pitt	0-3	.209	5	23	3	1	0	4	8	16	4-7
Ga State	2-0	.325	16	25	8	0	1	13	4	13	2-2
Ga Southern	1-1	.318	16	21	5	1	2	16	6	12	0-1
Sav. State	1-0	.429	12	18	4	1	1	11	4	4	0-2
Fla. State	2-1	.291	21	30	6	1	1	20	9	16	4-5
Mercer	0-2	.219	4	14	1	1	0	4	2	12	1-2
NC State	1-2	.204	2	20	4	0	0	2	12	32	2-4
Va Tech	2-1	.313	16	35	3	2	1	16	14	22	3-5
North Fla.	1-0	.364	9	12	2	0	1	9	2	2	1-2
Virginia	0-3	.184	7	18	3	1	1	7	6	28	0-1
Georgia	2-1	.157	6	14	3	1	0	4	13	19	1-2
South Fla.	2-1	.337	15	34	3	0	2	14	9	21	7-8
Wake	2-2	.319	20	44	9	3	0	16	15	30	9-11
Miami	3-1	.348	30	49	13	1	1	29	19	29	4-4
Duke	3-1	.248	13	31	4	0	1	13	8	26	0-1
Maryland	2-2	.259	25	38	11	0	1	23	13	37	1-1
ACC Tourney	4-1	.305	23	54	14	2	1	22	9	34	0-0

PITCHING	W-L	ERA	IP	H	R	ER	BB	K	Opp. Avg.
Battle/Midtown	1-2	3.00	27.0	26	13	9	8	19	.248
UNCG	3-0	2.00	27.0	17	6	6	7	21	.175
Bowling Green	3-0	2.67	27.0	25	10	8	8	16	.243
WCU	1-0	5.00	9.0	10	5	5	5	12	.286
Kennesaw St.	1-1	3.43	21.0	19	12	8	9	10	.257
UNC	2-1	2.20	32.2	29	9	8	18	29	.254
Pitt	0-3	3.81	28.1	27	13	12	17	22	.287
Ga State	2-0	2.50	18.0	15	7	5	8	13	.224
Ga Southern	1-1	3.18	17.0	20	6	6	5	22	.299
Sav. State	1-0	1.00	9.0	5	1	1	2	14	.156
Fla. State	2-1	3.67	27.0	20	12	11	15	29	.204
Mercer	0-2	2.84	19.0	16	8	6	12	21	.239
NC State	1-2	2.88	25.0	17	8	8	8	18	.193
Va Tech	2-1	3.41	29.0	29	14	11	12	27	.266
North Fla.	1-0	6.00	9.0	12	6	6	3	3	.316
Virginia	0-3	3.42	26.1	28	11	10	16	12	.280
Georgia	2-1	0.34	26.2	18	2	1	9	18	.196
South Fla.	2-1	3.67	27.0	24	13	11	11	31	.233
Wake	2-2	5.75	36.0	43	25	23	28	33	.299
Miami	3-1	4.62	37.0	36	22	19	16	28	.255
Duke	3-1	2.75	36.0	37	11	11	14	23	.278
Maryland	2-2	4.38	37.0	42	21	18	19	25	.316
ACC Tourney	4-1	3.20	45.0	47	16	16	18	38	.278

## MONTHLY W-L UNDER HALL

Year	Jan./Feb.	Mar.	Apr.	May/June	Final
1994	6-2	15-2	13-6	16-7	50-17
1995	7-3	11-6	13-6	7-7	38-22
1996	4-6	15-3	11-8	10-7	40-24
1997	9-0	18-2	9-8	10-5	46-15
1998	8-4	13-5	11-8	9-5	41-22
1999	8-4	15-2	8-9	7-5	38-20
2000	8-3	13-5	16-3	13-5	50-16
2001	10-1	12-6	11-7	8-6	41-20
2002	8-1	14-3	14-5	16-7	52-16
2003	7-0	14-5	11-6	12-7	44-18
2004	6-3	10-8	9-6	19-4	44-21
2005	7-2	14-3	10-7	14-7	45-19
2006	10-0	12-4	11-8	17-6	50-18
2007	6-5	12-6	9-6	5-8	32-25
2008	5-1	17-4	9-8	10-8	41-21
2009	6-1	12-3	10-7	10-8	38-19
2010	7-1	15-2	13-5	12-7	47-15
2011	5-3	16-2	10-8	11-8	42-21
2012	7-2	11-8	8-9	12-7	36-28
2013	8-1	13-5	7-10	9-11	37-27
2014	5-4	10-9	11-6	10-6	36-25
Totals	153-47	282-93	224-144	234-140	890-427

## H-ALL HE DOES IS WIN

>> Head Coach Danny Hall is in his 21st season at Georgia Tech and his 27th overall as a head coach. He is the winningest baseball coach in Tech history with 890 wins.

>> Entering the 2014 season, Hall stood 12th among active Division-I coaches in winning percentage (.672) and was 14th among active coaches in number of wins (1,062).

>> In his 36 years of college baseball – both as an assistant and head coach – he has never been associated with a losing season.

>> Tech's 2014 season-opening win over Old Dominion marked his 1,500th overall coaching victory in a career that began in 1978 as a graduate assistant at his alma mater, Miami-Ohio.

>> Hall has guided Georgia Tech to the program's three appearances in the College World Series – 1994, 2002 and 2006.



## NUMBERS GAME

- 1,098** career head-coaching wins
- 890** wins at Tech
- 120** draft picks for Georgia Tech
- 100** All-ACC honors (including 4 in 2014)
- 88** All-American selections by 32 GT players
- 52** Tech's school record for wins, set in 2002
- 19** NCAA Regional appearances at Tech
- 13** Academic All-America honors by GT players
- 12** times GT has finished top-two in the ACC in offense
- 7** Yellow Jackets drafted in the first round
- 5** ACC tournament titles ('00, '03, '05, '12, '14)

## WINNINGEST ACTIVE BASEBALL COACHES

as of 5/28/14

Coch, School	2014	Career Wins
1 Augie Garrido, Texas	38-16	1,912
2 Mike Martin, Florida State	43-15	1,813
3 Mark Marquess, Stanford	30-23	1,525
4 Jim Morris, Miami	41-17	1,432
5 Jack Leggett, Clemson	36-23	1,300
6 Jim Gilligan, Lamar	31-25	1,295
7 Mike Fox, North Carolina	34-25	1,267
8 Pete Dunn, Stetson	26-34	1,254
9 Paul Mainieri, LSU	44-14	1,223
10 John Anderson, Minnesota	27-24	1,152
11 Andy Lopez, Arizona	22-33	1,146
<b>12 DANNY HALL, Ga Tech</b>	<b>36-25</b>	<b>1,098</b>
13 Keith Guttin, Missouri	20-33	1,083
14 Wayne Graham, Rice	41-18	1,038
15 Mike Gillespie, UC Irvine	35-21	1,031

## DANNY HALL'S COACHING TREE

>> First-year Georgia head coach Scott Stricklin is one of seven current college head coaches that have either played for, or coached under, Georgia Tech's Danny Hall.

>> In addition, five Hall disciples are in the assistant coaching ranks – including three on his current Tech staff.



**SCOTT STRICKLIN** GEORGIA  
Georgia Tech assistant 2002-04 & Kent State player 1991-93



**JOSH HOLLIDAY** OKLAHOMA STATE  
Georgia Tech assistant 2005-07



**GREG BEALS** OHIO STATE  
Kent State player 1989-91



**RICK REMBIELAK** AKRON  
Georgia Tech assistant 2010-11



**BOBBY MORANDA** WESTERN CAROLINA  
Georgia Tech assistant 2002-07



**MIKE TRAPASSO** HAWAII  
Georgia Tech assistant 1995-01



**EDDIE USCHOLD** MISSOURI BAPTIST  
Kent State assistant

Georgia Tech's current staff features three former players of Hall – Bryan Prince, Tony Plagman and Nick Scherer, while current Purdue assistant coach Wally Cannon played and coached under Hall.



## GAME HIGHS

### TEAM BATTING

At bats:	52	at North Carolina (Mar 22, 2014)
Runs scored:	13	(3 times)
Hits:	19	vs South Florida (May 17, 2014)
RBIs:	13	vs Miami (Mar 15, 2014)
	13	vs Georgia Southern (Apr 08, 2014)
Doubles:	7	(3 times)
Triples:	2	vs Old Dominion (Feb 14, 2014)
	2	vs Wake Forest (May 20, 2014)
Home runs:	2	(3 times)
Total bases:	33	vs UNC Greensboro (Feb 23, 2014)
Walks:	9	vs Bowling Green (Mar 02, 2014)
Strikeouts:	15	at NC State (Apr 25, 2014)
Sac hits:	3	(3 times)
Sac flies:	2	(4 times)
Stolen bases:	5	vs Wake Forest (Mar 09, 2014)
		vs South Florida (May 17, 2014)
Hit by pitch:	5	vs Georgia Southern (Apr 08, 2014)
Caught stealing:	2	vs VCU (Feb 16, 2014)
	2	vs Savannah State (Apr 09, 2014)
Runners LOB:	19	vs Virginia Tech (May 02, 2014)
Hit into DP:	3	vs Wake Forest (Mar 07, 2014)
	3	vs Miami (Mar 14, 2014)

### TEAM FIELDING

Putouts:	39	at North Carolina (Mar 22, 2014)
Assists:	22	at Maryland (Apr 20, 2014)
Errors:	5	vs Miami (Mar 14, 2014)
Passed balls:	2	vs Western Carolina (Mar 11, 2014)
	2	at North Carolina (Mar 21, 2014)
DPS turned:	4	(3 times)

### TEAM PITCHING

Innings pitched:	13.0	at North Carolina (Mar 22, 2014)
Runs allowed:	12	vs Wake Forest (Mar 08, 2014)
Earned runs:	11	vs Wake Forest (Mar 08, 2014)
Walks allowed:	9	vs South Florida (May 15, 2014)
Strikeouts:	16	at North Carolina (Mar 21, 2014)
Hits allowed:	18	vs Wake Forest (Mar 08, 2014)
Doubles allowed:	5	vs Wake Forest (Mar 08, 2014)
	5	at Maryland (Apr 19, 2014)
Triples allowed:	1	(4 times)
Homers allowed:	3	vs Duke (May 22, 2014)
Wild pitches:	3	(3 times)
Hit batters:	3	(5 times)

### INDIVIDUAL BATTING

At bats:	7	(6 times)
Runs scored:	3	(11 times)
Hits:	4	(7 times)
RBIs:	4	(8 times)
Doubles:	2	(11 times)
Triples:	1	(20 times)
Home runs:	1	(21 times)
Total bases:	7	(3 times)
Walks:	3	(3 times)
Strikeouts:	4	A.J. Murray vs UNC Greensboro (Feb 22, 2014)
	4	Daniel Spingola at Maryland (Apr 19, 2014)
Sac hits:	2	(3 times)
Sac flies:	2	Matt Gonzalez vs Miami (Mar 15, 2014)
Stolen bases:	3	Matt Gonzalez vs South Florida (May 17, 2014)
Hit by pitch:	1	(53 times)
Caught stealing:	1	(28 times)
Runners LOB:	7	Elliott Barzilli vs Western Carolina (Mar 11, 2014)

### INDIVIDUAL FIELDING

Putouts:	16	Arden Pabst at North Carolina (Mar 21, 2014)
Assists:	7	(3 times)
Errors:	2	(4 times)
Passed balls:	2	Arden Pabst vs Western Carolina (Mar 11, 2014)
	2	Arden Pabst at North Carolina (Mar 21, 2014)

### INDIVIDUAL PITCHING

Innings pitched:	7.1	Jonathan King vs Bowling Green (Feb 28, 2014)
	7.1	Josh Heddlinger at NC State (Apr 25, 2014)
Runs allowed:	6	Matthew Grimes vs Miami (Mar 15, 2014)
Earned runs:	6	Matthew Grimes vs Miami (Mar 15, 2014)
Walks allowed:	5	(3 times)
Strikeouts:	9	Ben Parr vs Georgia Southern (Apr 08, 2014)
Hits allowed:	10	Matthew Grimes vs Miami (Mar 15, 2014)
Doubles allowed:	3	(3 times)
Triples allowed:	1	(4 times)
Homers allowed:	2	Devin Stanton vs Wake Forest (Mar 07, 2014)
	2	Ben Parr vs Duke (May 22, 2014)
Wild pitches:	3	Zac Ryan vs Savannah State (Apr 09, 2014)
Hit batters:	2	(7 times)

## CAREER HOME RUNS

# - Walk Off Home Run - % - Inside The Park Home Run - \* Lead Off Home Run

MOTT HYDE	Opponent	On Base	Inning	Outs	Count	Score	Final
1. Mar 26, 2011	at Miami	. . . 2 .	10	2	1-1	6-3	W, 12-3
2. Apr 10, 2011	Virginia	0 . . .	4	0	1-1	3-4	W, 10-8
3. Apr 17, 2011	at Wake Forest	. . . 2 .	2	1	0-0	0-0	W, 6-5
4. May 10, 2011	Savannah State	. . . 2 .	5	2	1-0	6-2	W, 11-3
5. Mar 2, 2012	Rutgers	* 0 . . .	5	0	1-1	7-0	W, 16-2
6. Mar 23, 2012	at Boston College	0 . . .	2	1	1-2	1-1	L, 7-15
7. Apr 24, 2012	vs. Georgia (Turner Field)	. 1 . . .	7	2	1-0	1-2	W, 4-3
8. Apr 27, 2012	Clemson	0 . . .	3	1	1-0	0-2	W, 6-5
9. Apr 27, 2012	Clemson	* 0 . . .	6	0	0-0	1-2	W, 6-5
10. May 25, 2012	vs. Virginia (ACCT)	. 1 . . .	3	2	1-1	4-3	W, 17-5
11. May 27, 2012	vs. Miami (ACCT)	* 0 . . .	3	0	0-1	5-1	W, 8-5
12. Apr 16, 2013	Savannah State	. 1 . . .	6	0	0-0	10-1	W, 14-1
13. May 10, 2013	North Carolina	# 0 . . .	9	1	3-1	4-4	W, 5-4
14. May 12, 2013	North Carolina	. 1 . . .	7	1	2-1	3-8	W, 9-8
15. May 16, 2013	at Miami	. 1 . . .	7	0	3-1	1-7	L, 3-8
16. May 18, 2013	at Miami	* 0 . . .	6	0	2-0	3-0	W, 10-1
17. May 22, 2013	vs. Florida State (ACCT)	0 . . .	9	2	0-1	3-3	W, 4-3
18. Feb 23, 2014	UNC Greensboro	. 1 . . .	4	1	1-0	2-0	W, 12-3
19. Mar 11, 2014	Western Carolina	0 . . .	6	1	0-0	6-4	W, 7-5
20. May 17, 2014	South Florida	. 1 . . .	7	1	2-2	9-1	W, 12-5
21. May 23, 2014	vs. Clemson (ACCT)	. 1 . . .	9	1	3-2	1-0	W, 3-0

MATT GONZALEZ	Opponent	On Base	Inning	Outs	Count	Score	Final
1. Feb. 19, 2013	Georgia State	. 1 . . .	3	0	1-1	4-2	W, 16-6
2. Mar 16, 2013	Boston College	* 0 . . .	2	0	0-0	2-0	W, 11-3
3. Apr. 13, 2013	NC State	. 1 . . .	3	1	0-0	2-5	L, 4-13
4. Mar 14, 2014	Miami	* 0 . . .	5	0	3-2	3-5	L, 8-10

A.J. MURRAY	Opponent	On Base	Inning	Outs	Count	Score	Final
1. Mar 1, 2013	Rutgers	. . . . 3	4	0	0-1	1-0	W, 13-1
2. Mar 2, 2013	Rutgers	0 . . .	6	1	0-2	9-1	W, 11-2
3. Mar 30, 2013	Wake Forest-2	. . . 2 .	9	2	2-1	3-8	L, 6-8
4. Apr 19, 2013	NC State	. 1 . . .	2	0	1-1	0-1	L, 4-13
5. May 22, 2013	vs. Florida State (ACCT)	0 . . .	9	2	0-1	2-3	W, 4-3
6. Mar 11, 2014	Western Carolina	* 0 . . .	2	0	1-0	1-4	W, 7-5
7. Apr 2, 2014	Georgia State	. . . . 3	1	0	0-0	5-0	W, 7-3
8. Apr 8, 2014	Georgia Southern	. 1 . . .	5	2	0-0	10-1	W, 13-2
9. May 3, 2014	Virginia Tech	0 . . .	4	1	0-1	0-1	W, 3-1

DANIEL SPINGOLA	Opponent	On Base	Inning	Outs	Count	Score	Final
1. Mar 26, 2013	The Citadel	# . 1 . . .	9	1	0-1	3-4	W, 5-4
2. Mar 1, 2014	Bowling Green	. 1 . . .	8	2	0-0	6-3	W, 8-3
3. Apr 4, 2014	Duke	* 0 . . .	6	0	0-0	2-4	W, 7-4
4. May 16, 2014	South Florida	* 0 . . .	3	0	0-0	2-0	W, 3-0

MITCH EARNST	Opponent	On Base	Inning	Outs	Count	Score	Final
1. Apr 16, 2013	Savannah State	. . . . 3	1	2	0-1	3-0	W, 14-1
2. May 18, 2013	at Miami	0 . . .	6	1	1-1	4-0	W, 10-1
3. June 2, 2013	at Vanderbilt (NCAA)	. 1 . . .	6	2	1-1	3-0	W, 5-0
4. Apr 12, 2014	Florida State	. . . 2 .	5	1	2-2	6-0	W, 12-4
5. May 6, 2014	North Florida	. 1 . . .	4	1	0-2	4-2	W, 9-6

THOMAS SMITH	Opponent	On Base	Inning	Outs	Count	Score	Final
1. Apr 21, 2013	NC State	* 0 . . .	5	0	2-2	5-5	L, 7-8
2. May 18, 2013	at Miami	0 . . .	9	2	1-2	9-0	W, 10-1
3. May 31, 2013	vs. Illinois (NCAA)	0 . . .	7	1	3-1	2-4	L, 4-6
4. Feb 21, 2014	UNC Greensboro	. . . 2 .	4	2	0-0	2-0	W, 7-3
5. Feb 23, 2014	UNC Greensboro	. 1 . . .	4	2	0-2	5-0	W, 12-3

ELLIOTT BARZILLI	Opponent	On Base	Inning	Outs	Count	Score	Final
1. Feb 14, 2014	Old Dominion	0 . . .	2	2	1-1	2-3	W, 6-5
2. May 11, 2014	at Virginia	0 . . .	5	1	3-2	0-2	L, 1-3

CONNOR JUSTUS	Opponent	On Base	Inning	Outs	Count	Score	Final
1. Apr 8, 2014	Georgia Southern	* 0 . . .	5	0	1-2	5-1	W, 13-2
2. Apr 9, 2014	Savannah State	* 0 . . .	4	0	2-0	3-1	W, 12-1

ARDEN PABST	Opponent	On Base	Inning	Outs	Count	Score	Final
1. Apr 20, 2014	at Maryland	. . . 2 .	6	1	1-0	3-5	W, 13-6



## #FUTUREJACKETS

### GEORGIA TECH'S 2014 EARLY SIGNING CLASS

Name	Pos	Ht.	Wt.	Hometown	High School
Wade Bailey	IF/OF	5-9	170	Villa Rica, Ga.	Villa Rica
Jared Datoc	RHP/OF	5-9	190	Atlanta, Ga.	Pace Academy
Blake Jackson	3B	6-2	190	Warner Robins, Ga.	Houston County
Kel Johnson	OF/TB	6-4	215	Palmetto, Ga.	Home Schooled
Daniel Gooden	LHP	6-3	205	Griffin, Ga.	Griffin
Patrick Wiseman	RHP/TB	6-6	220	Roswell, Ga.	Pope

<< Outfielder **Kel Johnson** has won a gold medal with Team USA and is ranked as the 36th-best player nationally by Perfect Game

## Yellow Jacket Starting Pitchers: Friday

### #37 • JOSH HEDDINGER

2014: 4-4 • 3.64 ERA

RHP • R/R • 6-4 • 221 • JUNIOR • SUWANEE, GA (BUFORD)



#### 2014 SEASON HIGH

#### CAREER HIGH

Innings . . . . . 7.1, at NC State (4/25/14) . . . . . 9.0, at Vanderbilt (6/2/13)  
Strikeouts . . . . . 7, at North Carolina (3/21/14) . . . . . 7, twice, last at North Carolina (3/21/14)  
Walks . . . . . 4, twice, last vs. Duke (4/4/14) . . . . . 6, at Vanderbilt (6/2/13)  
Hits . . . . . 8, twice, last vs. Virginia Tech (5/2/14) . . . . . 8, twice, last vs. Virginia Tech (5/2/14)  
Runs . . . . . 5, vs. Bowling Green (3/2/14) . . . . . 8, vs. Florida (6/3/12)  
Earned Runs . . . . . 4, 3 times, last at Maryland (4/18/14) . . . . . 8, vs. Florida (6/3/12)

#### 2014 HIGHLIGHTS

>> Was on the hook for a tough-luck loss versus VCU on 2/16 after going 5.0 innings and allowing just one earned run (four unearned) in Tech's 5-3 setback.

>> Pitched 5.1 innings against UNC Greensboro on 2/23 and was the winning pitcher as the Jackets completed the sweep with a 12-3 victory.

>> Fanned six against no walks versus UNC Greensboro.

>> Worked 5.0 innings of relief versus No. 22 Miami on 3/14, allowing two runs but did not factor in the decision in Tech's 10-8 loss.

>> Gave Tech five solid innings and matched his career-high with seven strikeouts at No. 13 North Carolina on 3/21 but did not factor in the decision in a 3-2 loss in 11 innings... Allowed just three hits and two runs (one earned).

>> Worked a season-long 5.2 innings at Pitt on 3/28, scattering five hits and three runs (two earned) with six strikeouts but did not factor in the decision in Tech's 4-3 loss in 13 innings.

>> Allowed four runs on five hits in four innings versus Duke on 4/4 but Tech scored the game's final seven runs in a 7-4 win to take him off the hook.

>> Took a no-hitter into the sixth inning versus No. 1 Florida State on 4/11 and picked up the win as the Yellow Jackets recorded the 5-3 victory... It was his second victory in as many season versus a No. 1-ranked team after throwing a two-hit, complete-game shutout at Vanderbilt in the Nashville Regional.

>> Went five innings versus the Seminoles with two hits, one run, one and five strikeouts to improve to 2-1 - his first career win over an ACC opponent.

>> Worked a season-long 6.1 innings at Maryland on 4/18 and scattered four hits with six strikeouts... Turned a 2-1 lead over to the bullpen in the seventh but would be on the hook for the loss (2-2).

>> Went toe-to-toe with NC State's Carlos Rodon on 4/25 in Raleigh and tossed a season-long 7.1 shutout innings, allowing two hits, no walks and four strikeouts in picking up his third win... Sam Clay finished off the win as the Buford High duo combined for the 1-0 shutout victory over the Wolfpack.

>> Worked 5.1 innings with four runs (one earned) and four strikeouts versus Virginia Tech on 5/2 but did not factor in the decision in Tech's 7-6 win in 11 innings.

>> Faced a No. 1-ranked team for the second time this year at Virginia on 5/9 and gave the Jackets a solid start but absorbed a tough 4-3 decision.

>> Allowed just one run and four hits with five strikeouts over five innings versus USF on 5/15, but was on the hook for a tough-luck loss as Tech was blanked 8-0.

>> Registered a quality start against No. 16 Miami in the ACC Tournament and was rewarded with his fourth win, pitching seven innings and allowing three runs with five strikeouts in a 6-3 victory.

#### 2012 • FRESHMAN YEAR

23 APPEARANCES, 7 STARTS, 6.39 ERA

Date	Opponent	S/R	W/L	IP	H	R	ER	BB	SO	NP
2/22	at Georgia Southern	R	W	1.0	0	0	0	0	0	14
2/24	Ohio State	R	-	1.0	0	0	0	0	2	13
2/25	Ohio State	R	-	2.0	3	0	0	1	2	30
2/29	Kennesaw State	R	-	1.0	0	0	0	1	0	12
3/4	Rutgers	R	-	1.0	0	0	0	0	2	17
3/7	at Georgia State	R	-	1.0	0	0	0	0	3	19
3/10	at NC State	S	L	0.0	2	4	3	2	0	20
3/13	Wagner	R	-	2.0	3	2	2	2	3	38
3/17	Virginia Tech	R	-	0.0	1	1	1	0	0	1
3/18	Virginia Tech	R	-	1.0	1	0	0	0	2	20
3/20	at Georgia	R	-	1.0	0	0	0	2	0	-
3/27	Georgia Southern	S	L	6.2	6	5	5	3	7	85
4/1	Duke	R	L	3.0	2	1	1	1	1	41
4/7	Florida State	R	L	0.0	2	3	3	0	0	10
4/10	Mercer	S	-	2.1	4	3	2	3	2	60
4/17	Georgia State	S	-	5.1	5	3	2	1	6	70
4/24	vs. Georgia	S	-	3.2	2	1	1	3	1	58
4/28	Clemson	R	-	2.0	5	4	4	2	2	50
5/6	Charlotte	R	W	1.0	0	0	0	1	1	19
5/9	Georgia	S	W	6.0	4	1	0	2	1	84
5/15	at Mercer	S	-	5.0	4	2	2	3	3	90
5/27	vs. Miami (ACCT)	S	-	2.0	3	3	2	2	0	44
6/3	at Florida (NCAA)	R	-	2.2	6	8	8	3	1	59
<b>Totals (23 app., 7 starts, 6.39 ERA)</b>				3-4	50.2	55	41	36	32	39
<b>Complete Games: 0 • Shutouts (solo/combined): 0/0 • Saves: 0</b>										

#### 2013 • SOPHOMORE YEAR

4 APPEARANCES, 3 STARTS, 7.20 ERA

Date	Opponent	S/R	W/L	IP	H	R	ER	BB	SO	NP
2/16	Akron	R	-	1.0	0	0	0	0	3	18
2/19	Georgia State	S	W	5.0	5	4	4	2	3	80
2/26	at Georgia Southern	S	-	1.2	2	3	3	2	3	5
3/5	Mercer	S	-	2.1	3	2	1	2	4	48
3/22	at #5 Florida State-I	R	-	2.0	1	0	0	1	2	35
3/30	Wake Forest	R	-	1.0	2	0	0	0	0	23
4/3	Kennesaw State	R	-	1.1	1	0	0	0	0	9
4/9	at Georgia	R	W	1.2	1	1	1	0	0	-
4/13	#5 Virginia	R	-	1.0	2	1	1	0	0	20
4/16	Savannah State	R	-	2.0	3	0	0	0	2	38
4/29	#17 NC State	R	-	1.0	1	1	1	0	0	21
4/23	vs. Georgia	R	-	3.0	4	5	5	2	2	60
5/5	Coastal Carolina	R	-	1.2	1	0	0	0	0	18
5/8	at Ohio State	S	-	6.0	2	1	1	2	3	81
5/14	Georgia	S	-	5.1	7	6	6	1	1	74
6/2	at #2 Vanderbilt (NCAA)	S	W	9.0	2	0	0	6	3	127
<b>Totals (16 app., 6 starts, 4.60 ERA)</b>				3-0	45.0	37	24	23	18	26
<b>Complete Games: 1 • Shutouts (solo/combined): 1/1 • Saves: 0</b>										

#### 2014 • JUNIOR YEAR

15 APPEARANCES, 13 STARTS, 3.64 ERA

Date	Opponent	S/R	W/L	IP	H	R	ER	BB	SO	NP
2/16	VCU	S	L	5.0	4	4	1	2	3	75
2/23	UNC Greensboro	S	W	5.1	7	2	2	0	6	84
3/2	Bowling Green	S	-	3.1	8	5	4	1	1	81
3/8	Wake Forest	R	-	1.0	3	2	2	1	1	26
3/14	#22 Miami	R	-	5.0	6	2	2	1	1	69
3/21	at #13 North Carolina	S	-	5.0	3	2	1	4	7	94
3/28	at Pittsburgh	S	-	5.2	5	3	2	2	6	96
4/4	Duke	S	-	4.0	5	4	4	4	3	68
4/11	#1 Florida State	S	W	5.0	2	1	1	1	5	90
4/18	at Maryland	S	L	6.1	4	4	4	2	6	97
4/25	at NC State	S	W	7.1	2	0	0	0	4	105
5/2	Virginia Tech	S	-	5.1	8	4	1	3	4	104
5/9	at #1 Virginia	S	L	6.1	6	4	3	2	2	90
5/15	South Florida	S	L	5.0	4	1	1	3	5	104
5/21	#16 Miami (ACCT)	S	W	7.0	7	3	3	2	5	108
<b>Totals (15 app., 13 starts, 3.64 ERA)</b>				4-4	76.2	74	42	31	29	58
<b>Complete Games: 0 • Shutouts (solo/combined): 0/1 • Saves: 0</b>										

#### CAREER TOTALS

54 APPEARANCES; 26 STARTS; 4.70 ERA

	W/L	IP	H	R	ER	BB	SO
<b>Totals (54 app., 26 starts, 4.70 ERA)</b>	10-8	172.1	166	107	90	79	123
<b>Complete Games: 1 • Shutouts (solo/combined): 1/2 • Saves: 0</b>							



# Yellow Jacket Starting Pitchers: TBA

## #41 • DEVIN STANTON

2014: 5-3 • 2.27 ERA

LHP • L/L • 6-0 • 198 • RS-JUNIOR • LILBURN, GA. (WESLEYAN)



### 2014 SEASON HIGH

### CAREER HIGH

Innings	7.0, vs. Virginia Tech (5/3/14)	7.0, vs. Virginia Tech (5/3/14)
Strikeouts	6, vs. Miami (3/15/14)	6, vs. Miami (3/15/14)
Walks	5, at Maryland (4/19/14)	5, at Maryland (4/19/14)
Hits	7, at Maryland (4/19/14)	7, at Maryland (4/19/14)
Runs	3, at North Carolina (3/22/14)	3, at North Carolina (3/22/14)
Earned Runs	3, at North Carolina (3/22/14)	3, at North Carolina (3/22/14)

### 2014 HIGHLIGHTS

>> Pitching for Georgia Tech after being a year and a half removed from Tommy John surgery – underwent in the procedure in 2012 after appearing just once (opening day) and pitched in six games in 2013 not yet at 100% recovered.

>> Retired two batters with a strikeout in Tech's 12-3 win over UNCG on 2/23.

>> Posted his then-career-long outing of 1.2 innings versus Bowling Green on 3/1 during Tech's 8-2 win.

>> Worked a career-long 3.0 innings of relief but did not factor in the decision during Tech's 9-2 loss to Wake Forest on 3/7.

>> Was lights out during a career-long relief appearance of 4.1 scoreless, one-hit innings versus Western Carolina on 3/11... Set career-high of five strikeouts... He earned his second career win as Tech rallied to win 7-5.

>> Stepped into the weekend rotation for the first time in his career on 3/15 versus No. 22 Miami and pitched a gem over a career-long 6.0 innings with a career-best six strikeouts... Tech went on to the win game 3-2 in extra innings to sweep the double-header and win the series.

>> Made his second straight ACC start at No. 13 North Carolina on 3/22, pitching five innings but did not factor in the decision in Tech's 6-5 win in 13 innings.

>> Pitched 4.1 innings at Pitt on 3/29, received no support from his offense and absorbed the loss in Tech's 5-0 setback.

>> Matched his career long of six innings and tossed a shutout, allowing just three hits with four strikeouts versus Duke on 4/5 as the Jackets won 5-1... Retired the last nine hitters he faced in order.

>> Registered his most impressive career start versus No. 1 Florida State on 4/12, pitching six shutout innings with one walk and five strikeouts as he won his second straight ACC start as Tech took the series with a 12-4 rout... After dodging trouble in the first two innings, he faced just three batters over the minimum over his final four innings on the mound.

>> Deserved a better fate at Maryland on 4/19, allowing just two runs in 5.1 innings but getting just a run of support from the offense in Tech's 4-1 loss.

>> Once again deserved a better result at NC State, limiting the Wolfpack to five hits and one run with no walks and four strikeouts but falling 1-0.

>> Pitched a career-long seven innings, allowing six hits and one run with two walks and five strikeouts, in leading Tech to a series-clinching win over Virginia Tech, 3-1, on 5/3.

>> Registered his fifth quality start of the season at No. 1 Virginia on 5/10, allowing one run on five hits in six innings but did not factor in the decision in Tech's 4-3 loss.

>> Tossed five shutout innings with four hits, one walk and five strikeouts in Tech's 3-0 win over USF on 5/16... Sam Clay pitched the final four innings to close out the Jackets' fifth shutout win of the year.

>> Has received just two runs of support in his last four road starts (5-0 loss at Pitt, 4-1 loss at Maryland and 1-0 loss at NC State and 4-3 loss at No. 1 Virginia).

>> After not pitching during pool play of the ACC Tournament due to a sore shoulder, he earned the start versus Maryland in the ACC title game and allowed two runs over 3.2 innings of a limited start – the Jackets went on to a 9-4 victory.

### 2011 • FRESHMAN YEAR 18 APPEARANCES, 0 STARTS, 3.38 ERA

Date	Opponent	S/R	W/L	IP	H	R	ER	BB	SO	NP
2/27	#23 St. John's	R	—	0.2	0	0	0	0	0	9
3/2	Georgia State	R	—	0.0	0	0	0	1	0	5
3/16	Georgia Southern	R	—	0.1	0	0	0	0	0	1
3/19	NC State	R	—	1.0	0	0	0	0	1	11
3/22	Georgia	R	—	0.0	1	1	1	0	0	4
3/26	Miami	R	W	0.1	0	0	0	0	1	4
4/3	Duke	R	—	0.1	1	0	0	0	0	6
4/8	Virginia	R	—	0.1	0	0	0	0	0	2
4/10	Virginia	R	—	0.1	0	0	0	0	0	8
4/24	Boston College	R	—	0.1	0	0	0	0	0	2
4/26	Georgia	R	—	0.1	1	1	1	1	0	8
5/10	Savannah State	R	—	1.0	1	1	1	0	3	17
5/13	#9 North Carolina	R	—	0.2	0	0	0	1	1	11
5/17	East Tennessee State	R	—	0.1	1	0	0	1	0	8
5/25	#10 Clemson (ACC)	R	—	0.2	0	0	0	0	0	4
5/26	NC State (ACC)	R	—	0.1	0	0	0	0	0	7
5/28	#7 Florida State (ACC)	R	—	0.1	0	0	0	0	0	4
6/3	Austin Peay (NCAA)	R	—	0.2	0	0	0	0	1	5
<b>Totals (18 app., 0 starts, 3.38 ERA)</b>				<b>1-0</b>	<b>8.0</b>	<b>5</b>	<b>3</b>	<b>3</b>	<b>3</b>	<b>8</b>
<b>Complete Games: 0 • Shutouts (solo/combined): 0/1 • Saves: 0</b>										

### 2012 • SOPHOMORE YEAR 1 APPEARANCE, 0 STARTS, 27.00 ERA

Date	Opponent	S/R	W/L	IP	H	R	ER	BB	SO	NP
2/17	vs. Kent State	R	—	0.1	1	1	1	2	1	22
<b>Totals (1 app., 0 starts, 27.00 ERA)</b>				<b>0-0</b>	<b>0.1</b>	<b>1</b>	<b>1</b>	<b>2</b>	<b>1</b>	
<b>Complete Games: 0 • Shutouts (solo/combined): 0/0 • Saves: 0</b>										

### 2013 • JUNIOR YEAR 6 APPEARANCES, 0 STARTS, 5.40 ERA

Date	Opponent	S/R	W/L	IP	H	R	ER	BB	SO	NP
3/26	The Citadel	R	—	0.2	1	0	0	0	0	12
4/3	Kennesaw State	R	—	0.2	0	0	0	0	1	11
4/13	#5 Virginia	R	—	0.0	0	0	0	1	0	4
4/23	vs. Georgia	R	—	0.1	3	1	1	0	0	15
4/26	at Clemson-1	R	—	0.0	0	0	0	1	0	4
6/3	at #2 Vanderbilt (NCAA)	R	—	0.0	0	0	0	1	0	5
<b>Totals (6 app., 0 starts, 5.40 ERA)</b>				<b>0-0</b>	<b>1.2</b>	<b>4</b>	<b>1</b>	<b>3</b>	<b>1</b>	
<b>Complete Games: 0 • Shutouts (solo/combined): 0/0 • Saves: 0</b>										

### 2014 • RS-JUNIOR YEAR 17 APPEARANCES, 11 STARTS, 2.27 ERA

Date	Opponent	S/R	W/L	IP	H	R	ER	BB	SO	NP	
2/15	Radford	R	-	1.0	1	1	1	0	0	15	
2/19	at Georgia Southern	R	-	0.1	0	0	0	0	0	4	
2/23	UNC Greensboro	R	-	0.2	0	0	0	0	1	14	
3/1	Bowling Green	R	-	1.2	3	1	1	0	1	30	
3/7	Wake Forest	R	-	3.0	2	2	2	0	2	40	
3/11	Western Carolina	R	W	4.1	1	0	0	0	5	59	
3/15	#22 Miami-2	S	-	6.0	4	2	2	2	6	90	
3/22	at #13 North Carolina-1	S	-	5.0	6	3	3	2	4	77	
3/29	at Pittsburgh	S	L	4.1	5	2	2	2	4	95	
4/5	Duke	S	W	6.0	3	0	0	0	2	4	97
4/12	#1 Florida State	S	W	6.0	5	0	0	1	5	93	
4/19	at Maryland	S	L	5.1	7	2	2	5	2	93	
4/26	at NC State	S	L	6.0	5	1	1	0	4	78	
5/3	Virginia Tech	S	W	7.1	6	1	1	2	5	128	
5/10	at #1 Virginia	S	-	6.0	5	1	1	3	5	107	
5/16	South Florida	S	W	5.0	4	0	0	1	5	91	
5/25	Maryland (ACCT)	S	-	3.2	5	2	2	1	1	54	
Totals (17 app., 11 starts, 2.27 ERA)				5-3	71.1	62	18	18	21	54	
Complete Games: 0 • Shutouts (solo/combined): 0/1 • Saves: 0											


### CAREER TOTALS 42 APPEARANCES; 11 STARTS; 2.55 ERA

	W/L	IP	H	R	ER	BB	SO
<b>Totals (42 app., 11 starts, 2.55 ERA)</b>	<b>6-3</b>	<b>81.1</b>	<b>72</b>	<b>23</b>	<b>23</b>	<b>29</b>	<b>64</b>
<b>Complete Games: 0 • Shutouts (solo/combined): 0/2 • Saves: 0</b>							

## Yellow Jacket Starting Pitchers: TBA

#23 • BEN PARR

2014: 5-4 • 2.74 ERA



LHP • L/L • 6-3 • 178 • FRESHMAN • SOCIAL CIRCLE, GA (GEORGE WALTON ACADEMY)

### 2014 SEASON HIGH

### CAREER HIGH

Innings . . . 6.0, 6 times, last vs. South Florida (5/17/14) . . . 6.0, 6 times, last vs. South Florida (5/17/14)  
Strikeouts . . . . . 9, vs. Georgia Southern (4/8/14) . . . . . 9, vs. Georgia Southern (4/8/14)  
Walks . . . . . 4, vs. Georgia State (4/2/14) . . . . . 4, vs. Georgia State (4/2/14)  
Hits . . . . . 8, twice, last vs. Duke (5/22/14) . . . . . 8, twice, last vs. Duke (5/22/14)  
Runs . . . . . 5, vs. Virginia Tech (5/4/14) . . . . . 5, vs. Virginia Tech (5/4/14)  
Earned Runs . . . . . 5, vs. Virginia Tech (5/4/14) . . . . . 5, vs. Virginia Tech (5/4/14)

### 2014 HIGHLIGHTS

>> Appeared twice on opening weekend and did not surrender an earned run – 0.1 innings versus Old Dominion on 2/14 and a 1.0 innings versus VCU on 2/16.

>> Made his first career start on 3/18 at Georgia State and pitched five strong innings to register his first career win... Retired the final 13 hitters he faced in order after a two-run, three-hit first inning.

>> Deserved a better fate after pitching five strong innings versus Mercer on 3/25, allowing just four hits and two runs (one earned) and setting a career-high with five strikeouts – was hung the loss in Tech's 4-1 setback.

>> Pitched a shutout over a career-long 5.2 innings versus Georgia State on 4/2, scattering five hits and earned the victory as the Jackets snapped a four-game skid with a 7-3 win.

>> Tossed a career-long six innings and fanned a career-high nine in an impressive start on 4/8 during a 13-2 win over Georgia Southern to earn his third victory.

>> Pitched a gem versus Georgia on 4/15, matching his career-long of five innings and limited the Bulldogs to just four hits and no runs with seven strikeouts in Tech's 4-1 win.

>> Logged his third consecutive quality start, going six innings and allowing three runs (two earned) versus Mercer on 4/23, but did not factor in the decision as Tech fell 4-3 in 10 innings.

>> Made a two-inning scoreless relief appearance at NC State on 4/27.

>> Earned his first career ACC start versus Virginia Tech on 5/4 and retired 13 consecutive hitter after a four-run first inning... Absorbed the loss by allowing six hits and five runs in a career-high tying six innings.

>> Started on 5/11 at No. 1 Virginia and matched his career high of six innings, allowing just two runs, but absorbed the loss as Tech fell 3-1.

>> Pitched another gem on 5/17 in Tech's 12-5 win over USF, tossing six innings and allowing four hits with one run, no walks and six strikeouts... Retired 12 straight after a one-run, three-hit first inning.

>> Made the start versus Duke in the ACC Tournament on 5/22 and allowed just two runs to the Blue Devils on a pair of solo homers, but received no run support and was saddled with the loss in a 6-0 decision... Returned to the mound three days later in the ACC title game and tossed a scoreless eighth with two strikeouts to preserve the lead en route to the championship.

### 2014 • FRESHMAN YEAR 17 APPEARANCES, 10 STARTS, 2.74 ERA

Date	Opponent	S/R	W/L	IP	H	R	ER	BB	SO	NP
2/14	Old Dominion	R	-	0.1	1	0	0	0	0	4
2/16	VCU	R	-	1.0	1	0	0	0	0	12
2/19	at Georgia Southern	R	-	0.2	2	1	1	1	0	21
3/7	Wake Forest	R	-	0.0	2	1	1	0	0	11
3/11	Western Carolina	R	H	0.2	1	1	1	1	0	16
3/19	at Georgia State	S	W	5.0	3	2	2	0	4	63
3/25	Mercer	S	L	5.0	4	2	1	2	5	100
4/2	Georgia State	S	W	5.2	5	0	0	4	2	92
4/8	Georgia Southern	S	W	6.0	7	1	1	1	9	106
4/15	Georgia	S	W	6.0	4	0	0	2	7	114
4/23	Mercer	S	-	6.0	6	3	2	3	4	82
4/27	at NC State	R	-	2.0	2	0	0	0	1	19
5/4	Virginia Tech	S	L	6.0	6	5	5	2	6	97
5/11	at #1 Virginia	S	L	6.0	8	2	2	1	0	89
5/17	South Florida	S	W	6.0	4	1	1	0	6	79
5/22	vs. Duke (ACCT)	S	L	5.1	8	2	2	1	3	94
5/25	vs. Maryland (ACCT)	R	H	1.0	0	0	0	0	2	16
<b>Totals (17 app., 10 starts, 2.74 ERA) 5-4 62.1 64 21 19 18 49</b>										
<b>Complete Games: 0 • Shutouts (solo/combined): 0/0 • Saves: 0</b>										

### CAREER TOTALS 17 APPEARANCES; 10 STARTS; 2.74 ERA

	W/L	IP	H	R	ER	BB	SO
<b>Totals (17 app., 10 starts, 2.74 ERA)</b>	<b>5-4</b>	<b>62.1</b>	<b>64</b>	<b>21</b>	<b>19</b>	<b>18</b>	<b>49</b>
<b>Complete Games: 0 • Shutouts (solo/combined): 0/0 • Saves: 0</b>							



## Yellow Jacket Starting Pitchers: TBA

### #25 • MATTHEW GRIMES

2014: 5-2 • 4.22 ERA

RHP • R/R • 6-6 • 212 • RS-JUNIOR • HOSCHTON, GA (MILL CREEK)



#### 2014 SEASON HIGH

#### CAREER HIGH

Innings . . . . . 7.0, twice, last vs. Georgia (5/13/14) . . . . . 7.0, 3 times, last vs. Georgia (5/13/14)  
Strikeouts . . . . . 5, twice, last vs. Wake Forest (5/20/14) . . . . . 10, vs. Georgia (4/12/11)  
Walks . . . . . 4, twice, last vs. Wake Forest (5/20/14) . . . . . 6, at Kennesaw State (4/5/11)  
Hits . . . . . 10, vs. Miami (3/15/14) . . . . . 10, vs. Miami (3/15/14)  
Runs . . . . . 6, vs. Miami (3/15/14) . . . . . 6, twice, last vs. Miami (3/15/14)  
Earned Runs . . . . . 6, vs. Miami (3/15/14) . . . . . 6, vs. Miami (3/15/14)

#### 2014 HIGHLIGHTS

>> Made his season debut for Tech vs. VCU on 2/16 with a scoreless inning of relief... It was his first appearance on the mound since 3/17/12 as he recovered from Tommy John surgery.

>> Worked 2.0 innings with a strikeout versus UNCG on 2/23 during Tech's 12-3 victory.

>> Pitched 4.2 innings of scoreless, one-hit relief versus Bowling Green on 3/2, earning his first victory since 2012 in his longest outing since 2012.

>> Earned his first ACC start since the 2012 season versus Wake Forest on 3/9 and pitched five strong innings as the Yellow Jackets avoided a the sweep with a 5-1 win... Allowed just two hits and one run over his longest start in two seasons.

>> Had a tough start versus No. 22 Miami, allowing 10 hits and six runs in three innings, but did not factor in the decision and Tech rallied for a 13-7 win on 3/15.

>> Was in control and matched his career-high of seven innings at No. 13 North Carolina as Tech won the series... Fired six scoreless frames after allowing a run on two hits in the first inning.

>> Suffered the loss on 3/30 at Pitt, scattering five hits and three runs over five innings in Tech's 4-2 setback that allowed the Panthers to sweep the series.

>> Bounced back from a tough outing at Pitt to hold Duke scoreless over six innings (five hits, four walks, three strikeouts) as he matched zeros with Duke starter Michael Matuella, who pitched a complete-game... Tech won the game 1-0, giving Grimes his fourth win.

>> The 1-0 Duke win was his second career combined shutout.

>> He struck out a season-high five Seminoles on 4/13 but did not factor in the decision in Tech's 5-4 loss - he turned a 4-2 lead over to the bullpen with one out in the fourth inning.

>> Pitched three innings at Maryland on 4/20 but did not factor in the decision in Tech's 13-6 win in 12 innings.

>> After not starting in the Virginia Tech series (sore shoulder), he worked four innings during a midweek start versus North Florida on 5/6 and allowed four hits and two runs... Did not figure in the decision in Tech's 9-6 win.

>> Pitched a gem at Turner Field on 5/13 versus Georgia, matching his career high of seven innings and allowing just four singles in shutting out the Bulldogs... Jonathan Roberts and Sam Clay finished off the shutout for Grimes' third career combined shutout.

>> Earned the start in Tech's ACC tournament play-in game versus Wake Forest and matched his season-high of five strikeout but fell an out short of earning the win... Came back and pitched 2.1 innings in the title game win over Maryland.

#### 2011 • FRESHMAN YEAR 15 APPEARANCES, 12 STARTS, 4.15 ERA

Date	Opponent	S/R	W/L	IP	H	R	ER	BB	SO	NP
2/20	Kent State	R	—	1.0	1	0	0	0	1	13
2/23	Georgia Southern	S	W	5.1	5	4	2	1	3	92
3/2	Georgia State	S	L	5.0	8	4	4	3	9	99
3/8	Kennesaw State	S	W	5.0	6	4	4	2	5	81
3/15	Georgia Southern	S	W	6.0	4	2	2	2	4	88
3/22	Georgia	S	W	6.0	5	2	2	0	2	77
3/29	Mercer	S	—	5.0	3	1	1	4	5	79
4/5	Kennesaw State	S	—	4.1	3	3	1	6	5	89
4/12	Georgia	S	W	6.2	8	2	2	0	10	106
4/19	Mercer	S	L	5.0	7	6	4	2	4	80
4/26	Georgia	S	L	3.2	5	5	5	3	7	66
5/10	Savannah State	S	W	6.0	5	2	2	2	6	95
5/17	East Tennessee State	S	—	6.0	6	3	3	0	7	95
5/26	NC State (ACC)	R	W	2.0	0	0	0	0	1	23
6/3	Austin Peay (NCAA)	R	L	6.2	3	2	2	1	8	82
<b>Totals (15 app., 12 starts, 4.15 ERA) 7-4 73.2 69 40 34 27 77</b>										
<b>Complete Games: 0 • Shutouts (solo/combined): 0/0 • Saves: 0</b>										

#### 2012 • SOPHOMORE YEAR 5 APPEARANCES, 5 START, 3.38 ERA

Date	Opponent	S/R	W/L	IP	H	R	ER	BB	SO	NP
2/17	at Winthrop	S	W	7.0	1	0	0	0	7	87
2/25	Ohio State	S	L	2.0	3	3	1	5	1	50
3/3	Rutgers	S	W	6.0	4	2	2	2	6	91
3/13	Wagner	S	W	1.0	0	0	0	0	0	10
3/17	Virginia Tech	S	L	2.2	5	4	4	1	3	52
<b>Totals (5 app., 5 starts, 3.38 ERA) 3-2 18.2 13 9 7 8 17</b>										
<b>Complete Games: 1 • Shutouts (solo/combined): 0/1 • Saves: 0</b>										

#### 2014 • RS-JUNIOR YEAR 15 APPEARANCES, 11 STARTS, 4.22 ERA

Date	Opponent	S/R	W/L	IP	H	R	ER	BB	SO	NP
2/16	VCU	R	—	1.0	0	0	0	1	0	8
2/23	UNC Greensboro	R	—	2.0	3	1	1	0	1	24
3/2	Bowling Green	R	W	4.2	1	0	0	1	3	55
3/9	Wake Forest	S	W	5.0	2	1	1	1	2	67
3/15	#22 Miami	S	—	3.0	10	6	6	1	1	69
3/22	at #13 North Carolina	S	W	7.0	8	1	1	2	3	93
3/30	at Pittsburgh	S	L	5.0	5	3	3	3	3	92
4/6	Duke	S	W	6.0	5	0	0	4	3	95
4/13	#1 Florida State	S	—	4.1	7	2	2	2	5	76
4/20	at Maryland	S	—	3.0	7	4	3	2	0	55
4/27	at NC State	S	L	0.2	3	4	4	3	1	35
5/6	North Florida	S	—	4.0	4	2	2	1	1	62
5/13	vs. Georgia	S	W	7.0	4	0	0	3	2	80
5/20	vs. Wake Forest (ACCT)	S	—	4.2	7	3	3	4	5	87
5/25	vs. Maryland (ACCT)	R	—	2.1	3	2	2	1	1	33
<b>Totals (15 app., 11 starts, 4.22 ERA) 5-2 59.2 69 29 28 29 31</b>										
<b>Complete Games: 0 • Shutouts (solo/combined): 0/2 • Saves: 0</b>										

#### CAREER TOTALS 35 APPEARANCES; 28 STARTS; 4.09 ERA

W/L	IP	H	R	ER	BB	SO
<b>Totals (35 app., 28 starts, 4.09 ERA)</b>	<b>15-8</b>	<b>152.0</b>	<b>151</b>	<b>78</b>	<b>69</b>	<b>125</b>
<b>Complete Games: 0 • Shutouts (solo/combined): 0/3 • Saves: 0</b>						

## Yellow Jacket Bullpen Notes

### #4 • ZAC RYAN

RHP • FRESHMAN • VALPARAISO, IN

#### 2014 SEASON HIGH

#### CAREER HIGH

Innings ..... 5.0, vs. Savannah State (4/9/14) ..... 5.0, vs. Savannah State (4/9/14)  
Strikeouts ..... 7, vs. Savannah State (4/9/14) ..... 7, vs. Savannah State (4/9/14)  
Walks ..... 3, vs. Miami (3/14/14) ..... 3, vs. Miami (3/14/14)  
Hits ..... 6, vs. Kennesaw State (2/25/14) ..... 6, vs. Kennesaw State (2/25/14)  
Runs ..... 5, vs. Miami (3/14/14) ..... 5, vs. Miami (3/14/14)  
Earned Runs ..... 3, at Georgia Southern (2/19/14) ..... 3, at Georgia Southern (2/19/14)

#### 2014 HIGHLIGHTS

>>> Made his collegiate debut with an inning of relief versus Radford and was on the hook for the go-ahead runs in Tech's 3-1 loss on 2/15.  
>>> Earned his first career start at Georgia Southern on 2/19 and went 2.2 innings but absorbed the loss in Tech's 4-3 setback.  
>>> Worked 4.1 innings in his second straight midweek start versus Kennesaw State on 2/25, allowing two runs with three strikeouts and did not factor in the decision (Tech fell 5-3 in 12 innings).  
>>> Pitched 2.2 scoreless innings to close out Tech's 5-1 win over Wake Forest on 3/9 and earned his first save... Entered the game with bases loaded in the seventh and got final two outs and then stranded the bases loaded in the ninth.  
>>> Made his first ACC start versus No. 22 Miami on 3/14 but did not factor in the decision in Tech's 10-8 loss to open the series.  
>>> Picked up his first career win with an impressive start against Savannah State, going a career-long five innings and fanning a career-best seven, allowing just four hits and one run in Tech's 12-1 win.  
>>> Has allowed just five earned runs over his last 15.2 innings after allowing six in first eight innings.  
>>> Made a pair of scoreless relief appearances versus USF including a four-strikeout stint in 1.2 innings on 5/15.

#### 2014 • FRESHMAN YEAR

#### 15 APPEARANCES, 4 STARTS, 4.30 ERA

Date	Opponent	S/R	W/L/S	IP	H	R	ER	BB	SO	NP
2/15	Radford	R	L	1.0	2	1	1	2	2	32
2/19	at Georgia Southern	S	L	2.2	5	3	3	1	2	53
2/25	Kennesaw State	S	-	4.1	6	2	2	1	3	63
3/9	Wake Forest	R	-	2.2	3	0	0	2	4	50
3/14	#22 Miami	S	-	2.0	4	5	2	3	1	58
3/19	at Georgia State	R	-	2.0	2	2	0	0	0	34
3/22	at #13 North Carolina-2	R	-	2.0	0	0	0	1	0	15
3/25	Mercer	R	-	1.0	1	0	0	0	0	8
3/29	at Pittsburgh	R	-	2.0	1	2	2	2	1	28
4/9	Savannah State	S	W	5.0	4	1	1	1	7	75
4/18	at Maryland	R	-	1.0	2	2	2	2	1	30
5/4	Virginia Tech	R	-	0.0	1	0	0	0	0	6
5/15	South Florida	R	-	1.2	0	0	0	0	4	17
5/17	South Florida	R	-	1.0	1	0	0	1	2	21
5/22	vs. Duke (ACCT)	R	-	1.0	2	1	1	0	1	20

#### CAREER STATS

Year	ERA	W-L	App-GS	CG	SH	SV	IP	H	R	ER	BB	SO	B/Avg.	WP	HBP
2014	4.30	1-2	15-4	0	0/0	1	29.1	34	19	14	16	28	.298	6	0
<b>TOTAL</b>	<b>4.30</b>	<b>1-2</b>	<b>15-4</b>	<b>0</b>	<b>0/0</b>	<b>1</b>	<b>29.1</b>	<b>34</b>	<b>19</b>	<b>14</b>	<b>16</b>	<b>28</b>	<b>.298</b>	<b>6</b>	<b>0</b>



### 11 • SAM CLAY

LHP • SOPHOMORE • BUFORD, GA

#### 2014 SEASON HIGH

#### CAREER HIGH

Innings ..... 4.1, at Pittsburgh (3/28/14) ..... 4.1, at Pittsburgh (3/28/14)  
Strikeouts ..... 6, twice, last vs. Clemson (5/23/14) ..... 6, twice, last vs. Clemson (5/23/14)  
Walks ..... 4, twice, last at Virginia (5/11/14) ..... 4, last at Virginia (5/11/14)  
Hits ..... 4, vs. Wake Forest (5/20/14) ..... 4, 3 times, last vs. Wake Forest (5/20/14)  
Runs ..... 3, vs. Florida State (4/13/14) ..... 4, twice, last vs. North Carolina (5/12/13)  
Earned Runs ..... 3, vs. Florida State (4/13/14) ..... 4, twice, last vs. North Carolina (5/12/13)

#### 2014 HIGHLIGHTS

>>> Made his season debut versus UNC Greensboro on 2/21.  
>>> Fanned a career-high five hitters during 1.2 dominant innings to close out Western Carolina on 3/11 and earn his first career save.  
>>> Tossed a career-long three scoreless, hitless innings of relief with two strikeouts to close out No. 22 Miami on 3/14 and earn his first win of the season in Jackets 13-7 come-from-behind victory.  
>>> Pitched the final 2.1 scoreless innings and retired the final six hitters consecutively to close out the Yellow Jackets' 8-7 win at Kennesaw State on 3/18 and earn his second victory.  
>>> Established a career-high with six strikeouts in a 3-2 extra-innings loss at No. 13 UNC on 3/21.  
>>> Yielded his first earned run of the season versus Mercer on 3/25.  
>>> Pitched a career-long 4.1 scoreless innings of relief at Pitt on 3/28 but did not factor in the

decision in Tech's 4-3 loss in 13 innings.

>>> Recorded two saves in the Duke series, tossing scoreless ninth innings to close out the 7-4 win on 4/4 and the 1-0 win on 4/6 - his first combined shutout.  
>>> Pitched perfect innings in the eighth and ninth with four strikeouts versus Mercer on 4/23 as Tech rallied with a ninth-inning run for the tie before falling in extra innings.  
>>> Worked twice in the NC State series, pitching the final 1.2 innings with three strikeouts to close out a 1-0 shutout at NC State after his Buford High teammate, Josh Hedding, pitched the first 7.1 innings with two hits and four strikeouts.  
>>> Appeared twice in the Virginia Tech series, including a stint of two one-hit innings with two strikeouts to close out a 3-1 win on 5/3 to clinch the series and lock up his fifth save.  
>>> Pitched two scoreless, one-hit innings of relief with one strikeouts and earned his third win during a 9-6 victory over North Florida on 5/6.  
>>> Retired four of the five batters he faced in closing out Georgia at Turner Field for his sixth save.  
>>> Tossed four scoreless innings to record his seventh save in the 3-0 win over USF on 5/16.  
>>> Made three scoreless relief appearances in the ACC tournament, registering a win in relief over Wake, a save with six strikeouts to close out the 3-0 win over Clemson and a hold in the ACC title game.

#### 2013 • FRESHMAN YEAR

#### 23 APPEARANCES, 1 START, 6.94 ERA

Date	Opponent	S/R	W/L/S	IP	H	R	ER	BB	SO	NP
2/19	Georgia State	R	-	0.1	0	0	0	0	0	7
2/23	St. John's	R	-	0.2	1	1	1	0	2	21
2/27	at Georgia Southern	S	-	1.2	4	4	4	2	1	31
3/2	Rutgers	R	-	1.2	0	0	0	1	1	26
3/5	Mercer	R	W	1.1	2	1	1	1	2	27
3/8	at Virginia Tech	R	-	2.0	0	0	0	1	3	32
3/10	at Virginia Tech	R	-	0.0	0	0	0	1	0	5
3/16	Boston College	R	-	2.0	2	1	1	2	1	46
3/22	at #5 Florida State	R	-	0.0	0	2	2	1	0	8
3/26	The Citadel	R	W	1.2	0	0	0	0	1	16
3/30	Wake Forest	R	-	2.2	0	1	1	3	3	42
4/3	Kennesaw State	R	-	2.0	1	0	0	1	0	30
4/9	at Georgia	R	-	0.1	1	0	0	1	0	-
4/13	#5 Virginia	R	-	1.1	0	0	0	1	1	19
4/16	Savannah State	R	-	1.0	0	0	0	0	1	11
4/29	#17 NC State	R	-	1.0	2	1	0	0	0	20
4/23	vs. Georgia	R	-	0.1	3	1	1	0	0	16
4/27	at Clemson	R	-	1.0	1	1	1	2	1	29
5/3	Coastal Carolina-2	R	-	1.0	2	2	1	1	0	24
5/5	Coastal Carolina	R	-	0.0	1	1	1	0	0	4
5/8	at Ohio State	R	-	0.1	0	0	0	0	0	2
5/12	North Carolina	R	-	0.2	4	4	4	1	0	28
5/17	at Miami	R	-	0.1	0	0	0	1	0	9

#### 2014 • SOPHOMORE YEAR

#### 30 APPEARANCES, 0 STARTS, 1.33 ERA

Date	Opponent	S/R	W/L/S	IP	H	R	ER	BB	SO	NP
2/21	UNC Greensboro	R	-	0.1	1	0	0	0	0	9
3/7	Wake Forest	R	-	1.0	0	0	0	0	1	13
3/9	Wake Forest	R	-	1.1	1	0	0	2	1	33
3/11	Western Carolina	R	S	1.2	2	0	0	0	5	32
3/15	#22 Miami-1	R	W	3.0	0	0	0	1	2	29
3/18	at Kennesaw State	R	W	2.1	2	0	0	0	2	19
3/21	at #13 North Carolina	R	-	3.2	2	0	0	2	6	60
3/25	Mercer	R	-	1.1	1	1	1	1	3	30
3/28	at Pittsburgh	R	-	4.1	2	0	0	1	5	60
4/2	Georgia State	R	-	0.1	0	0	0	0	0	5
4/4	Duke	R	S	1.0	0	0	0	0	1	11
4/6	Duke	R	S	1.0	2	0	0	0	2	19
4/11	#1 Florida State	R	-	2.0	1	1	1	3	2	39
4/13	#1 Florida State	R	L	2.2	0	3	3	4	3	47
4/18	at Maryland	R	-	0.2	0	1	1	1	1	19
4/19	at Maryland	R	-	0.0	1	0	0	0	0	1
4/20	at Maryland	R	-	1.1	0	0	0	1	1	16
4/23	Mercer	R	-	2.0	0	0	0	0	4	31
4/25	at NC State	R	S	1.2	1	0	0	0	3	21
4/27	at NC State	R	-	1.0	0	0	0	0	1	10
5/2	Virginia Tech	R	-	0.2	2	1	1	1	0	27
5/3	Virginia Tech	R	S	2.0	1	0	0	1	2	34
5/6	North Florida	R	W	2.0	1	0	0	0	1	27
5/9	at #1 Virginia	R	-	1.2	2	0	0	1	1	33
5/11	at #1 Virginia	R	-	2.0	2	1	1	4	3	42
5/13	vs. Georgia	R	S	1.1	0	0	0	1	2	19
5/16	vs. South Florida	R	S	4.0	3	0	0	0	4	58
5/20	vs. Wake Forest (ACCT)	R	W	3.0	4	0	0	3	0	51
5/23	vs. Clemson (ACCT)	R	S	4.0	3	0	0	0	6	54
5/25	vs. Maryland (ACCT)	R	H	1.0	1	0	0	1	1	24

#### CAREER STATS

Year	ERA	W-L	App-GS	CG	SH	SV	IP	H	R	ER	BB	SO	B/Avg.	WP	HBP
2013	6.94	2-0	23-1	0	0/0	0	23.1	24	20	18	20	17	.258	4	6
2014	1.33	4-1	30-0	0	0/5	8	54.1	35	8	8	28	63	.173	4	5
<b>TOTAL</b>	<b>3.01</b>	<b>6-1</b>	<b>53-1</b>	<b>0</b>	<b>0/5</b>	<b>8</b>	<b>77.2</b>	<b>59</b>	<b>28</b>	<b>26</b>	<b>48</b>	<b>80</b>	<b>.212</b>	<b>8</b>	<b>11</b>





## Yellow Jacket Bullpen Notes

### #20 • MATT PHILLIPS

RHP • FRESHMAN • MILTON, GA

#### 2014 SEASON HIGH

#### CAREER HIGH

Innings . . . . . 1.0, 6 times, last vs. Savannah State (4/9/14) . . . . . 1.0, 6 times, last vs. Savannah State (4/9/14)  
Strikeouts . . . . . 3, vs. Savannah State (4/9/14) . . . . . 3, vs. Savannah State (4/9/14)  
Walks . . . . . 2, 3 times, last vs. North Florida (5/6/14) . . . . . 2, 3 times, last vs. North Florida (5/6/14)  
Hits . . . . . 4, at Kennesaw State (3/18/14) . . . . . 4, at Kennesaw State (3/18/14)  
Runs . . . . . 5, at Kennesaw State (3/18/14) . . . . . 5, at Kennesaw State (3/18/14)  
Earned Runs . . . . . 5, at Kennesaw State (3/18/14) . . . . . 5, at Kennesaw State (3/18/14)

#### 2014 HIGHLIGHTS

- >> Made his collegiate debut with a 1-2-3 inning of scoreless relief versus UNCG on 2/21.
- >> Pitched a scoreless inning versus Wake Forest on 3/7.
- >> Pitched a scoreless eighth in a 13-2 win over Georgia Southern on 4/8.
- >> Struck out the side in order in the eighth in Tech's 12-1 win over Savannah State on 4/9.

#### 2014 • FRESHMAN YEAR

#### 8 APPEARANCES, 0 STARTS, 10.80 ERA

Date	Opponent	S/R	W/L/S/H	IP	H	R	ER	BB	SO	NP
2/21	UNC Greensboro	R	-	1.0	0	0	0	0	1	14
3/7	Wake Forest	R	-	1.0	1	0	0	1	1	23
3/11	Western Carolina	R	H	0.2	2	0	0	1	1	12
3/18	at Kennesaw State	R	-	1.0	4	5	5	2	0	25
4/2	Georgia State	R	-	1.0	2	2	2	2	2	27
4/8	Georgia Southern	R	-	1.0	0	0	0	2	1	23
4/9	Savannah State	R	-	1.0	0	0	0	0	3	18
5/6	North Florida	R	-	0.0	1	1	1	2	0	15

#### CAREER STATS

Year	ERA	W-L	App-GS	CG	SH	SV	IP	H	R	ER	BB	SO	B/Avg.	WP	HBP
2014	10.80	0-0	8-0	0	0/0	0	6.2	10	8	8	10	9	.345	2	0
TOTAL	10.80	0-0	8-0	0	0/0	0	6.2	10	8	8	10	9	.345	2	0



### #24 • JOE WISEMAN

RHP • SOPHOMORE • ROSWELL, GA

#### 2014 SEASON HIGH

#### CAREER HIGH

Innings . . . . . 1.1, vs. Western Carolina (3/11/14) . . . . . 4.0, at Miami (5/17/13)  
Strikeouts . . . . . 2, vs. Savannah State (4/9/14) . . . . . 3, at Miami (5/17/13)  
Walks . . . . . 1, vs. Western Carolina (3/11/14) . . . . . 3, at Vanderbilt (6/3/13)  
Hits . . . . . 1, 3 times, last vs. Savannah State (4/9/14) . . . . . 4, twice, last at Miami (5/17/13)  
Runs . . . . . - . . . . . 3, twice, last at Vanderbilt (6/3/13)  
Earned Runs . . . . . - . . . . . 3, at Mercer (4/2/13)

#### 2014 HIGHLIGHTS

- >> Made his season debut versus Wake Forest on 3/7.
- >> Pitched 1.1 innings versus WCU on 3/11 but did not factor in the decision in Tech's 7-5 win.
- >> Registered an inning of scoreless relief with two strikeouts versus Savannah State on 4/9.

#### 2013 • FRESHMAN YEAR

#### 16 APPEARANCES, 0 STARTS, 2.93 ERA

Date	Opponent	S/R	W/L/S	IP	H	R	ER	BB	SO	NP
3/1	Rutgers	R	-	1.0	0	0	0	0	1	12
3/10	at Virginia Tech	R	-	0.1	1	0	0	0	0	4
3/17	Boston College	R	-	1.0	0	0	0	0	0	12
3/22	at #5 Florida State-2	R	-	1.2	0	0	0	2	0	19
3/30	Wake Forest-1	R	-	0.1	0	0	0	0	0	5
3/30	Wake Forest-2	R	-	1.0	1	0	0	0	1	11
4/2	at Mercer	R	-	0.2	4	3	3	0	0	21
4/13	#5 Virginia	R	-	0.1	0	0	0	0	1	6
4/20	#17 NC State	R	-	1.1	1	0	0	0	0	9
4/23	vs. Georgia	R	-	0.1	1	1	1	0	0	3
4/26	at Clemson-1	R	-	0.2	0	0	0	1	0	13
5/3	Coastal Carolina-2	R	-	0.1	1	0	0	0	0	5
5/12	#2 North Carolina	R	-	0.0	1	0	0	1	0	7
5/17	at Miami	R	-	4.0	3	0	0	0	1	3
5/23	vs. #5 Virginia (ACCT)	R	-	0.2	2	1	1	1	0	12
6/3	at Vanderbilt (NCAA)	R	-	1.2	2	3	0	3	0	31

#### 2014 • SOPHOMORE YEAR

#### 4 APPEARANCES, 0 STARTS, 0.00 ERA

Date	Opponent	S/R	W/L/S	IP	H	R	ER	BB	SO	NP
3/7	Wake Forest	R	-	0.1	0	0	0	0	1	9
3/11	Western Carolina	R	-	1.1	1	0	0	1	1	27
3/29	at Pittsburgh	R	-	0.2	1	0	0	0	0	11
4/9	Savannah State	R	-	1.0	1	0	0	0	2	15

#### CAREER STATS

Year	ERA	W-L	App-GS	CG	SH	SV	IP	H	R	ER	BB	SO	B/Avg.	WP	HBP
2013	2.93	0-0	16-0	0	0/0	0	15.1	18	11	5	9	6	.321	0	2
2014	0.00	0-0	4-0	0	0/0	0	3.1	3	0	0	1	4	.273	1	5
TOTAL	2.41	0-0	20-0	0	0/0	0	18.2	21	11	5	10	10	.313	1	7



# Yellow Jacket Bullpen Notes

## #26 • MATTHEW GORST

RHP • FRESHMAN • ALPHARETTA, GA

### 2014 SEASON HIGH

### CAREER HIGH

Innings ..... 3.1, at North Carolina (3/22/14) ..... 3.1, at North Carolina (3/22/14)  
Strikeouts ..... 4, at Georgia State (3/18/14) ..... 4, at Georgia State (3/18/14)  
Walks ..... 4, twice, last vs. Miami (3/15/14) ..... 4, twice, last vs. Miami (3/15/14)  
Hits ..... 4, twice, last vs. South Florida (5/17/14) ..... 4, twice, last vs. South Florida (5/17/14)  
Runs ..... 4, twice, last vs. South Florida (5/17/14) ..... 4, twice, last vs. South Florida (5/17/14)  
Earned Runs ..... 4, twice, last vs. South Florida (5/17/14) ..... 4, twice, last vs. South Florida (5/17/14)

### 2014 HIGHLIGHTS

- >> Made his collegiate debut in Tech's 7-3 win over UNCG on 2/21.
- >> Pitched 0.2 innings scoreless with a strikeout versus Wake Forest on 3/7.
- >> Worked a career-long 3.0 scoreless innings of relief during the Yellow Jackets' comeback win over No. 22 Miami, 13-7, on 3/14.
- >> Set a career-high with four strikeouts by pitching two scoreless innings of relief at Georgia State on 3/18 to finish off Tech's 9-4 win.
- >> Established a new career-high of 3.1 innings of relief at No. 13 North Carolina on 3/22, allowing three hits and one run with three strikeouts in a 6-5 win in 13 innings.
- >> Tossed an inning of scoreless relief during Tech's 7-3 win over Georgia State on 4/2.
- >> Pitched two scoreless innings versus Duke on 4/4 and recorded his first career win.

### 2014 • FRESHMAN YEAR

15 APPEARANCES, 0 STARTS, 7.59 ERA

Date	Opponent	S/R	W/L/S	IP	H	R	ER	BB	SO	NP
2/21	UNC Greensboro	R	-	0.2	1	3	3	4	1	34
3/7	Wake Forest	R	-	0.2	0	0	0	0	1	8
3/14	#22 Miami	R	-	3.0	0	1	1	4	2	59
3/18	at Georgia State	R	-	2.0	1	0	0	1	4	45
3/22	at #13 North Carolina-1	R	-	3.1	1	1	1	3	3	48
3/29	at Pittsburgh	R	-	1.0	2	1	1	1	1	14
4/2	Georgia State	R	-	1.0	0	0	0	1	1	18
4/4	Duke	R	W	2.0	3	0	0	0	1	32
4/9	Savannah State	R	-	1.0	0	0	0	0	0	9
4/12	#1 Florida State	R	-	1.0	2	4	4	2	0	32
4/20	at Maryland	R	-	2.0	4	1	1	1	2	50
4/27	at NC State	R	-	1.1	1	1	1	3	0	38
5/4	Virginia Tech	R	-	0.1	1	2	2	2	0	16
5/15	South Florida	R	-	1.0	0	0	0	0	0	6
5/17	South Florida	R	-	1.0	4	4	4	0	0	20

### CAREER STATS

Year	ERA	W-L	App-GS	CG	SH	SV	IP	H	R	ER	BB	SO	B/Avg.	WP	HBP
2014	7.59	1-0	15-0	0	0/0	0	21.1	18	18	18	22	16	.244	3	1
TOTAL	7.59	1-0	15-0	0	0/0	0	21.1	18	18	18	22	16	.244	3	1



## #27 • JONATHAN ROBERTS

RHP • SENIOR • FAYETTEVILLE, GA

### 2014 SEASON HIGH

### CAREER HIGH

Innings ..... 3.0, 3 times, last at Pittsburgh (3/30/14) ..... 3.0, 5 times, last at Pittsburgh (3/30/14)  
Strikeouts ..... 4, vs. Miami (3/15/14) ..... 4, twice, vs. Miami (3/15/14)  
Walks ..... 3, 3 times, last at Virginia (5/10/14) ..... 3, 4 times, last at Virginia (5/10/14)  
Hits ..... 6, at North Carolina (3/22/14) ..... 6, at North Carolina (3/22/14)  
Runs ..... 5, vs. Wake Forest (3/7/14) ..... 5, twice, last vs. Wake Forest (3/7/14)  
Earned Runs ..... 5, vs. Wake Forest (3/7/14) ..... 5, twice, last vs. Wake Forest (3/7/14)

### 2014 HIGHLIGHTS

- >> Pitched a scoreless 1-2-3 inning versus UNCG on 2/21 during Tech's 7-3 win.
- >> Made two scoreless appearances in the Bowling Green series, including the ninth inning of scoreless relief in the 8-5 win on 3/2 to earn the save.
- >> Matched his career-long by throwing 3.0 shutout, two-hit innings at Georgia on 3/4 but did not factor in the decision in Tech's 1-0 setback.
- >> Made two appearances in the No. 22 Miami series, allowing one run and one hit during the Jackets' 10-8 loss on 3/14, but coming back to throw two perfect innings and matching his career-high of four strikeouts in Tech's 3-2 extra-innings win on 3/15.
- >> Matched his career-high with three scoreless innings of relief in a 6-5 win in 13 innings over No. 13 North Carolina on 3/22.
- >> Made two different scoreless relief appearances of two innings each in the Duke series, holding a 7-4 lead on 4/4 and preserving a 1-0 lead on 4/6 - Tech won both games in the series sweep.
- >> Made two scoreless appearances in the Maryland series in the Friday and Saturday games.
- >> Recorded two outs versus Georgia at Turner Field to bridge the gap between starter Matthew Grimes and Sam Clay, registering his third hold of the year in Tech's 2-0 win on 5/13.
- >> Earned the win in relief - his first of the year - in Tech's ACC title game win over Maryland.

### 2011 • FRESHMAN YEAR

4 APPEARANCES, 0 STARTS, 5.40 ERA

Date	Opponent	S/R	W/L/S	IP	H	R	ER	BB	SO	NP
2/20	Kent State	R	-	1.0	2	1	1	0	0	12
2/27	#23 St. John's	R	-	1.0	3	4	0	2	1	38
3/16	Georgia Southern	R	-	0.1	2	0	0	0	0	5
4/9	Virginia	R	-	1.0	2	1	1	0	0	16

### 2012 • SOPHOMORE YEAR

16 APPEARANCES, 1 START, 7.89 ERA

Date	Opponent	S/R	W/L/S	IP	H	R	ER	BB	SO	NP
2/17	vs. Kent State	R	-	1.2	1	1	0	0	1	26
2/22	at Georgia Southern	S	-	2.2	2	5	5	3	0	46
2/29	Kennesaw State	R	-	1.2	2	1	1	1	0	35
3/7	at Georgia State	R	-	0.0	2	3	1	1	0	20
3/13	Wagner	R	-	1.0	1	1	1	1	0	13
3/20	at Georgia	R	-	1.0	1	0	0	0	0	-
3/28	Georgia Southern	R	-	2.0	0	0	0	2	2	34
4/3	at Kennesaw State	R	-	2.0	2	3	3	1	1	28
4/7	Florida State	R	-	1.0	1	0	0	1	1	18
4/8	Florida State	R	-	1.0	0	0	0	1	1	19
4/13	at Wake Forest	R	-	1.0	1	0	0	0	0	10
4/15	at Wake Forest	R	-	1.1	4	3	3	0	1	25
4/21	at North Carolina	R	-	2.2	2	1	0	2	1	49
4/28	Clemson	R	-	1.2	2	2	2	2	2	35
5/9	Georgia	R	-	0.0	1	3	3	0	0	5
6/3	vs. Florida (NCAA)	R	-	1.0	0	0	0	0	0	8

### 2013 • JUNIOR YEAR

21 APPEARANCES, 0 STARTS, 3.29 ERA

Date	Opponent	S/R	W/L/S	IP	H	R	ER	BB	SO	NP
2/16	Akron	R	-	2.0	4	2	0	1	1	29
2/19	Georgia State	R	-	1.2	0	0	0	2	1	35
2/24	St. John's	R	-	1.0	0	0	0	0	0	9
2/27	at Georgia Southern	R	W	2.1	4	4	4	1	2	50
3/2	Rutgers	R	-	1.1	2	1	1	2	0	24
3/8	at Virginia Tech	R	-	1.0	2	0	0	0	0	22
3/19	Georgia Southern	R	-	2.0	0	0	0	0	2	21
3/22	at #5 Florida State-2	R	-	1.0	1	0	0	0	0	16
3/26	The Citadel	R	-	1.0	1	1	0	1	1	25
3/30	Wake Forest	R	-	0.2	2	1	1	0	1	20
4/3	Kennesaw State	R	W	1.0	0	0	0	2	1	24
4/13	#5 Virginia	R	-	0.2	0	0	0	0	0	9
4/16	Savannah State	R	-	1.0	0	0	0	0	0	10
4/23	vs. Georgia	R	-	1.0	0	0	0	2	1	23
4/27	at Clemson	R	S	3.0	0	0	0	2	1	33
5/3	Coastal Carolina-1	R	-	0.0	1	2	2	1	0	7
5/5	Coastal Carolina	R	-	0.0	2	1	1	1	0	11
5/8	at Ohio State	R	-	1.0	1	1	1	0	2	13
5/12	#2 North Carolina	R	-	0.2	1	0	0	0	1	9
5/16	at Miami	R	-	2.0	2	1	0	1	2	38
6/1	vs. East Tenn. State (NCAA)	R	S	3.0	1	1	0	1	4	56

### 2014 • SENIOR YEAR

25 APPEARANCES, 0 STARTS, 4.13 ERA

Date	Opponent	S/R	W/L/S/H	IP	H	R	ER	BB	SO	NP
2/14	Old Dominion	R	-	1.2	1	2	2	1	2	27
2/21	UNC Greensboro	R	-	1.0	0	0	0	0	1	10
2/28	Bowling Green	R	H	0.2	0	0	0	0	1	10
3/2	Bowling Green	R	S	1.0	0	0	0	0	0	16
3/4	at Georgia	R	-	3.0	2	0	0	1	2	34
3/7	Wake Forest	R	L	0.2	3	5	5	2	0	25
3/11	Western Carolina	R	-	0.0	0	0	0	1	0	6
3/14	#22 Miami	R	-	1.0	1	1	1	0	0	13
3/15	#22 Miami	R	-	2.0	0	0	0	0	4	29
3/18	at Kennesaw State	R	-	0.2	1	1	1	0	1	7
3/22	at #13 North Carolina-1	R	-	3.0	6	0	0	3	2	66
3/25	Mercer	R	-	1.0	2	1	1	0	1	10
3/30	at Pittsburgh	R	-	3.0	3	1	1	3	0	50
4/4	Duke	R	H	2.0	1	0	0	1	2	27
4/6	Duke	R	H	2.0	0	0	0	1	1	28
4/12	#1 Florida State	R	-	1.0	0	0	0	0	2	11
4/19	at Maryland	R	-	1.1	1	0	0	0	0	13
4/20	at Maryland	R	-	1.0	0	0	0	1	1	17
4/23	Mercer	R	-	1.0	0	0	0	1	1	14
4/26	at NC State	R	-	1.0	0	0	0	2	0	18
5/10	at #1 Virginia	R	L	0.1	1	1	1	3	0	22
5/13	vs. Georgia	R	H	0.2	1	0	0	0	0	9
5/15	South Florida	R	-	1.0	1	1	1	2	3	27
5/22	vs. Duke (ACCT)	R	-	1.2	2	2	2	1	1	36
5/25	vs. Maryland (ACCT)	R	W	1.0	0	0	0	0	1	14

### CAREER STATS

Year	ERA	W-L	App-GS	CG	SH	SV	IP	H	R	ER	BB	SO	B/Avg.	WP	HBP
2011	5.40	0-0	4-0	0	0/0	0	3.1	9	6	2	2	1	.474	3	0
2012	7.89	0-0	16-1	0	0/0	0	21.2	22	23	19	15	10	.262	3	8
2013	3.29	2-0	21-0	0	0/0	2	27.1	24	15	10	17	20	.240	8	3
2014	4.13	1-2	25-0	0	0/2	1	32.2	26	15	15	23	26	.230	2	3
TOTAL	4.87	3-2	66-1	0	0/2	3	85.0	81	59	46	57	57	.256	16	14





# Yellow Jacket Bullpen Notes

## #28 • DUSTY ISAACS

RHP • SENIOR • LEBANON, OH

### 2014 SEASON HIGH

### CAREER HIGH

Innings . . . . . 5.0, twice, last vs Clemson (5/23/14) . . . 7.0, 3 times, last vs. Wake Forest (3/30/13)  
Strikeouts . . . . . 8, vs Virginia Tech (5/2/14) . . . . . 8, twice, last vs. Virginia Tech (5/2/14)  
Walks . . . . . 4, vs. Clemson (5/23/14) . . . . . 6, 3 times, last at Clemson (4/26/13)  
Hits . . . . . 5, vs. Wake Forest (3/8/14) . . . . . 12, at North Carolina (4/21/12)  
Runs . . . . . 2, 5 times, last at Virginia (5/10/14) . . . . . 11, at North Carolina (4/21/12)  
Earned Runs . . . . . 2, twice, last at Virginia (5/10/14) . . . . . 10, at North Carolina (4/21/12)

### 2014 HIGHLIGHTS

- >> Made his season debut and earned the win in relief with 3.1 shutout innings versus ODU.
- >> Recorded his second win after tossing 3.0 shutout, one-hit innings versus UNCG on 2/22 and helping preserve Tech's 7-0 shutout.
- >> Suffered a tough-luck loss in relief versus Kennesaw State on 2/25, allowing two unearned runs in the 12th inning as KSU won 5-3.
- >> Pitched a scoreless ninth inning on just nine pitches to close out the 3-2 win over Bowling Green on 2/28 and earn the save.
- >> Faced two batters in the bottom of the ninth inning at Georgia on 3/4, and yielded the winning hit - was not charged the runs or the decision in Tech's 1-0 setback.
- >> Fanned three over a season-long 4.0 innings of relief versus Wake Forest on 3/8 but did not factor in the decision in Tech's see-saw 12-8 loss.
- >> Pitched twice in the No. 22 Miami series, absorbing the loss after allowing to go-ahead runs in the ninth inning on 3/14 in the 10-8 decision... Came back the next night to throw the final two perfect innings and get the win as the Jackets rallied with a 3-2 triumph in 10 innings.
- >> Made two appearances in the No. 13 UNC series, taking a tough-luck loss in extra innings of Game 1 but bouncing back in Game 2 to get the win in extra innings.
- >> Recorded a three-inning save in finishing off the 5-1 win over Duke on 4/5.
- >> Made two different appearances in the series win over No. 1 Florida State, tossing 2.0 scoreless innings to get the save in Friday's 5-3 win and coming back Sunday with two more scoreless innings with three strikeouts.
- >> Pitched a 1-2-3 ninth to close out the 4-1 win over Georgia on 4/15 and record his third save.
- >> Appeared twice in the Maryland series and tossed a season-long 4.2 scoreless innings (4 hits, 0 walks, 4 strikeouts) and got the win as the Jackets scored seven times in the 12th and won 13-6.
- >> Pitched the 10th versus Mercer on 4/25 and absorbed the loss in Tech's 4-3 setback.
- >> Tossed a season-long five innings of relief, allowing one run on two hits with a career-high-tying eight strikeouts to earn the win over Virginia Tech on 5/2 in 11 innings.
- >> Pitched the final two innings versus North Florida on 5/6, entering the game in the eighth two bases loaded and no outs... Escaped that jam and finished out the ninth for his fifth save.
- >> Pitched a scoreless ninth on Tech's Senior Day in the 12-5 win over USF on 5/17.
- >> Named the MVP of the 2014 ACC Baseball Championship... made three scoreless appearances and factored in three of Tech's four wins with two saves (Wake and Miami) and win over Clemson in his first start of the year.
- >> Took a no-hitter into the fifth versus Clemson and allowed just two hits - Sam Clay pitched the final four innings to preserve the shutout.

### 2011 • FRESHMAN YEAR

25 APPEARANCES, 1 START, 2.72 ERA

Date	Opponent	S/R	W/L/S	IP	H	R	ER	BB	SO	NP
2/19	Kent State	R	—	1.0	0	0	0	0	2	14
2/22	Georgia Southern	R	—	4.1	1	0	0	0	3	54
2/26	#23 St. John's	R	—	1.0	2	0	0	0	1	15
3/2	Georgia State	R	—	2.0	2	0	0	0	3	27
3/6	Rutgers	R	—	1.0	0	0	0	1	1	17
3/13	Maryland	R	—	0.2	0	0	0	0	1	11
3/16	Georgia Southern	S	W	2.0	1	1	1	1	4	35
3/22	Georgia	R	—	1.1	4	3	3	1	0	22
3/26	Miami	R	—	2.1	0	0	0	3	2	44
3/29	Mercer	R	L	1.1	3	2	2	1	1	21
4/3	Duke	R	—	2.2	1	0	0	0	3	35
4/8	Virginia	R	—	1.0	3	2	1	0	0	19
4/12	Georgia	R	—	1.1	1	1	1	0	3	17
4/16	Wake Forest	R	—	3.0	2	1	1	1	7	43
4/24	Boston College	R	—	1.0	1	0	0	0	0	25
4/26	Georgia	R	—	1.1	1	0	0	0	0	17
4/29	#18 Clemson	R	—	1.2	1	1	0	1	2	39
5/7	Illinois-Chicago	R	—	2.0	0	0	0	0	2	20
5/13	#9 North Carolina	R	—	0.1	0	0	0	0	0	2
5/14	#9 North Carolina	R	—	1.0	1	2	2	1	1	21
5/17	East Tennessee State	R	—	0.2	1	1	0	1	0	18
5/20	Virginia Tech	R	—	2.2	3	0	0	1	2	36
5/26	NC State (ACC)	R	—	0.1	0	0	0	0	1	6
5/28	#7 Florida State (ACC)	R	—	0.0	0	0	0	1	0	4
6/5	Mississippi St. (NCAA)	R	—	0.1	1	0	0	0	1	13

### 2012 • SOPHOMORE YEAR

18 APPEARANCES, 11 STARTS, 6.55 ERA

Date	Opponent	S/R	W/L/S	IP	H	R	ER	BB	SO	NP
2/18	vs. Kent State	S	W	7.0	5	2	1	1	3	83
2/26	Ohio State	S	W	5.2	5	3	3	3	3	96

3/4	Rutgers	S	W	6.0	3	2	2	2	7	84
3/11	at NC State	S	L	3.0	3	5	4	6	2	77
3/18	Virginia Tech	R	—	2.0	0	0	0	1	3	33
3/24	at Boston College	S	W	5.0	3	1	1	6	3	94
4/1	Duke	S	—	6.0	6	3	3	4	1	98
4/7	#2 Florida State	S	—	4.2	5	6	6	5	6	105
4/14	at Wake Forest	S	—	2.0	5	5	5	3	2	52
4/17	Georgia State	S	W	2.0	2	1	1	0	2	28
4/21	at #6 North Carolina	S	L	3.1	12	11	10	2	2	92
4/28	Clemson	S	L	3.0	6	6	6	1	2	61
5/6	Charlotte	R	—	2.0	5	3	3	1	0	36
5/12	at Virginia	R	—	3.1	1	0	0	0	2	37
5/15	at Mercer	R	L	0.1	1	2	1	1	0	10
5/18	Miami	R	—	3.1	5	2	2	1	3	53
5/25	vs. Virginia	R	—	2.0	1	1	1	1	1	36
6/1	vs. Coll. of Charleston	R	W	5.1	3	0	0	0	4	73

### 2013 • JUNIOR YEAR

17 APPEARANCES, 16 STARTS, 4.90 ERA

Date	Opponent	S/R	W/L/S	IP	H	R	ER	BB	SO	NP
2/16	Akron	S	W	5.0	3	1	1	3	6	88
2/23	St. John's	S	L	6.1	4	6	6	2	4	78
2/27	at Georgia Southern	R	—	2.0	0	0	0	0	4	27
3/2	Rutgers	S	W	6.0	8	1	1	2	6	88
3/9	at Virginia Tech	S	—	2.2	5	6	3	1	2	59
3/16	Boston College	S	W	7.0	4	2	2	2	6	95
3/22	at #5 Florida State	S	L	4.0	6	4	4	0	0	65
3/30	Wake Forest	S	W	7.0	1	0	0	2	8	98
4/6	at Duke	S	—	5.1	5	1	1	1	4	84
4/13	#5 Virginia	S	L	4.0	7	5	5	1	3	68
4/20	#17 NC State	S	L	5.0	7	3	3	3	3	101
4/26	at Clemson	S	—	6.1	2	0	0	6	1	106
5/3	Coastal Carolina	S	—	4.1	4	4	1	3	7	98
5/11	#2 North Carolina	S	L	7.0	7	2	2	3	3	100
5/17	at Miami	S	L	1.1	7	8	7	1	1	45
5/23	vs #5 Virginia (ACCT)	S	L	5.0	6	6	5	0	6	78
5/31	vs Illinois (NCAA)	S	L	5.1	5	4	4	3	3	85

### 2014 • SENIOR YEAR

28 APPEARANCES, 0 STARTS, 1.81 ERA

Date	Opponent	S/R	W/L/S	IP	H	R	ER	BB	SO	NP
2/14	Old Dominion	R	W	3.1	1	0	0	0	2	44
2/19	at Georgia Southern	R	—	0.1	1	0	0	0	0	1
2/22	UNC Greensboro	R	W	3.0	1	0	0	1	0	39
2/25	Kennesaw State	R	L	1.2	1	2	0	1	1	34
2/28	Bowling Green	R	S	1.0	0	0	0	0	0	9
3/4	at Georgia	R	—	0.0	1	0	0	0	0	2
3/8	Wake Forest	R	—	4.0	5	2	1	2	3	68
3/14	#22 Miami	R	L	1.0	2	2	2	2	2	27
3/15	#22 Miami-2	R	W	2.0	0	0	0	0	2	28
3/21	at #13 North Carolina	R	L	2.0	1	1	1	1	3	25
3/22	at #13 North Carolina-1	R	W	1.2	2	1	1	0	1	17
3/28	at Pittsburgh	R	L	2.1	3	1	0	3	2	57
4/2	Georgia State	R	—	1.0	2	1	1	0	0	18
4/5	Duke	R	S	3.0	4	1	1	0	1	52
4/11	#1 Florida State	R	S	2.0	2	0	0	0	1	39
4/13	#1 Florida State	R	—	2.0	1	0	0	2	3	35
4/15	Georgia	R	S	1.0	0	0	0	0	0	12
4/19	at Maryland	R	—	1.1	2	2	1	0	1	20
4/20	at Maryland	R	W	4.2	4	0	0	0	4	70
4/23	Mercer	R	L	1.0	2	1	1	2	2	33
4/26	at NC State	R	—	1.0	0	0	0	0	1	13
5/2	Virginia Tech	R	W	5.0	2	1	1	0	8	71
5/6	North Florida	R	S	2.0	2	0	0	0	1	24
5/10	at #1 Virginia	R	—	4.0	4	2	2	2	1	64
5/17	South Florida	R	—	1.0	0	0	0	0	2	13
5/20	vs. Wake Forest (ACCT)	R	S	1.1	0	0	0	0	2	15
5/21	vs. #16 Miami (ACCT)	R	S	2.0	2	0	0	0	2	23
5/23	vs. Clemson (ACCT)	S	W	5.0	1	0	0	4	7	65

### CAREER STATS

Year	ERA	W-L	App-GS	CG	SH	SV	IP	H	R	ER	BB	SO	B/Avg.	WP	HBP
2011	2.72	1-1	25-1	0	0/1	0	36.1	29	14	11	13	40	.213	5	5
2012	6.55	6-4	18-11	0	0/0	0	66.0	71	53	48	38	46	.283	7	7
2013	4.90	4-8	17-16	0	0/0	0	82.2	81	53	45	33	67	.260	5	9
2014	1.81	7-5	28-1	0	0/2	7	59.2	46	17	12	20	52	.229	3	6
<b>TOTAL</b>	<b>4.27</b>	<b>18-18</b>	<b>88-28</b>	<b>0</b>	<b>0/3</b>	<b>7</b>	<b>244.2</b>	<b>227</b>	<b>137</b>	<b>116</b>	<b>104</b>	<b>205</b>	<b>.252</b>	<b>20</b>	<b>27</b>



## Yellow Jacket Bullpen Notes

### #30 • BEN SCHNIEDERJANS

RHP • FRESHMAN • POWDER SPRINGS, GA

#### 2014 SEASON HIGH

#### CAREER HIGH

Innings . . . . . 2.2, twice, last vs. Virginia Tech (5/4/14) . . . . . 2.2, twice, last vs. Virginia Tech (5/4/14)  
Strikeouts . . . . . 3, vs. Florida State (4/12/14) . . . . . 3, vs. Florida State (4/12/14)  
Walks . . . . . 3, vs. South Florida (5/15/14) . . . . . 3, vs. South Florida (5/15/14)  
Hits . . . . . 4, vs. North Florida (5/6/14) . . . . . 4, vs. North Florida (5/6/14)  
Runs . . . . . 3, twice, last vs. South Florida (5/15/14) . . . . . 3, twice, last vs. South Florida (5/15/14)  
Earned Runs . . . . . 3, twice, last vs. South Florida (5/15/14) . . . . . 3, twice, last vs. South Florida (5/15/14)

#### 2014 HIGHLIGHTS

- >> Made his college debut by retiring the ninth in order in Tech's 7-3 win over UNCG on 2/21.
- >> Worked one inning of scoreless relief during Tech's 8-2 win over Bowling Green on 3/1.
- >> Pitched a scoreless ninth to close out Georgia Southern on 4/8.
- >> Recorded a career-high two strikeouts to close out Savannah State on 4/9.
- >> Struck out the side in a 1-2-3 ninth on 4/12 to close out a 12-4 win over No. 1 Florida State.
- >> Surrendered his first earned run of the year to Georgia on 4/15.
- >> Worked a career-long 2.2 scoreless innings of relief at NC State on 4/27, retiring eight of the nine hitters he faced and yielding just one infield single with two strikeouts.
- >> Matched his career-high with a 2.2 scoreless-inning stint against Virginia Tech on 5/4.

#### 2014 • FRESHMAN YEAR

#### 12 APPEARANCES, 0 STARTS, 5.14 ERA

Date	Opponent	S/R	W/L/S/H	IP	H	R	ER	BB	SO	NP
2/21	UNC Greensboro	R	-	1.0	0	0	0	0	1	7
3/1	Bowling Green	R	-	1.0	1	0	0	1	0	19
3/7	Wake Forest	R	-	0.1	0	1	0	2	0	12
4/8	Georgia Southern	R	-	1.0	1	0	0	0	1	9
4/9	Savannah State	R	-	1.0	0	0	0	1	2	14
4/12	#1 Florida State	R	-	1.0	0	0	0	0	3	14
4/15	Georgia	R	H	1.0	1	1	1	0	0	19
4/27	at NC State	R	-	2.2	1	0	0	0	2	30
5/4	Virginia Tech	R	-	2.2	2	0	0	0	2	39
5/6	North Florida	R	-	1.0	4	3	3	0	0	30
5/15	South Florida	R	-	0.1	2	3	3	3	0	21
5/22	vs. Duke (ACCT)	R	-	1.0	2	1	1	0	0	9

#### CAREER STATS

Year	ERA	W-L	App-GS	CG	SH	SV	IP	H	R	ER	BB	SO	B/Avg.	WP	HBP
2014	5.14	0-0	12-0	0	0/0	0	14.0	14	9	8	7	11	.269	0	0
<b>TOTAL</b>	<b>5.14</b>	<b>0-0</b>	<b>12-0</b>	<b>0</b>	<b>0/0</b>	<b>0</b>	<b>14.0</b>	<b>14</b>	<b>9</b>	<b>8</b>	<b>7</b>	<b>11</b>	<b>.269</b>	<b>0</b>	<b>0</b>



### #31 • TANNER SHELTON

RHP • FRESHMAN • WOODSTOCK, GA

#### 2014 SEASON HIGH

#### CAREER HIGH

Innings . . . . . 5.0, at Kennesaw State (3/18/14) . . . . . 5.0, at Kennesaw State (3/18/14)  
Strikeouts . . . . . 3, vs. Wake Forest (3/8/14) . . . . . 3, vs. Wake Forest (3/8/14)  
Walks . . . . . 4, at Kennesaw State (3/18/14) . . . . . 4, at Kennesaw State (3/18/14)  
Hits . . . . . 4, vs. Wake Forest (3/8/14) . . . . . 4, vs. Wake Forest (3/8/14)  
Runs . . . . . 4, vs. Western Carolina (3/11/14) . . . . . 4, vs. Western Carolina (3/11/14)  
Earned Runs . . . . . 4, vs. Western Carolina (3/11/14) . . . . . 4, vs. Western Carolina (3/11/14)

#### 2014 HIGHLIGHTS

- >> Made his college debut versus VCU on 2/16 with an inning of scoreless relief.
- >> Pitched a scoreless inning of relief in Tech's 7-0 win over UNCG on 2/22.
- >> Worked a career-long three scoreless innings versus Kennesaw State on 2/25.
- >> Was on the hook for the loss at Georgia on 3/4 as he was charged the unearned run in the Bulldogs' 1-0 walk-off win.
- >> Made his first career start versus Western Carolina on 3/11 but did not factor in the decision in Tech's 7-5 win.
- >> Made his second midweek start at Kennesaw State on 3/18 and tossed a career-long 5.0 innings, allowing just two hits and one unearned run with two strikeouts... Handed a 5-1 lead over the bullpen before KSU tied the game... Tech won 8-7 thanks to a ninth-inning run.
- >> Tossed a 1-2-3 seventh inning to hold the lead versus Georgia on 4/15 in Tech's 4-1 win.

#### 2014 • FRESHMAN YEAR

#### 15 APPEARANCES, 2 STARTS, 5.74 ERA

Date	Opponent	S/R	W/L/S/H	IP	H	R	ER	BB	SO	NP
2/16	VCU	R	-	1.0	1	0	0	1	1	19
2/22	UNC Greensboro	R	-	1.0	0	0	0	0	1	11
2/25	Kennesaw State	R	-	3.0	3	0	0	0	0	30
3/4	at Georgia	R	L	0.2	0	1	0	1	1	17
3/8	Wake Forest	R	-	1.2	4	1	1	0	3	42
3/11	Western Carolina	S	-	0.1	3	4	4	1	0	21
3/18	at Kennesaw State	S	-	5.0	2	1	0	4	2	68
3/22	at #13 North Carolina-1	R	-	0.0	0	0	0	0	0	3
3/25	Mercer	R	-	0.2	0	0	0	3	1	28
4/8	Georgia Southern	R	-	1.0	1	1	1	0	2	14
4/15	Georgia	R	H	1.0	0	0	0	0	2	17
4/20	at Maryland	R	-	0.0	1	1	1	1	0	16
4/27	at NC State	R	-	0.1	2	2	2	0	1	14
5/4	Virginia Tech	R	-	0.0	0	0	0	1	0	4
5/15	South Florida	R	-	0.0	1	3	1	1	0	14

#### CAREER STATS

Year	ERA	W-L	App-GS	CG	SH	SV	IP	H	R	ER	BB	SO	B/Avg.	WP	HBP
2014	5.74	0-1	15-2	0	0/1	0	15.2	18	15	10	13	14	.295	1	2
<b>TOTAL</b>	<b>5.74</b>	<b>0-1</b>	<b>15-2</b>	<b>0</b>	<b>0/1</b>	<b>0</b>	<b>15.2</b>	<b>18</b>	<b>15</b>	<b>10</b>	<b>13</b>	<b>14</b>	<b>.295</b>	<b>1</b>	<b>2</b>



### #42 • KYLE LEACH

RHP • SOPHOMORE • MONROE, GA

#### 2014 SEASON HIGH

#### CAREER HIGH

Innings . . . . . 1.0, vs. St. John's (2/23/13) . . . . . 1.0, vs. St. John's (2/23/13)  
Strikeouts . . . . . - . . . . . -  
Walks . . . . . 1, vs. St. John's (2/23/13) . . . . . 1, vs. St. John's (2/23/13)  
Hits . . . . . 2, vs. St. John's (2/23/13) . . . . . 2, vs. St. John's (2/23/13)  
Runs . . . . . 2, vs. St. John's (2/23/13) . . . . . 2, vs. St. John's (2/23/13)  
Earned Runs . . . . . 2, vs. St. John's (2/23/13) . . . . . 2, vs. St. John's (2/23/13)

#### 2014 HIGHLIGHTS

#### 2013 • FRESHMAN YEAR

#### 1 APPEARANCES, 0 STARTS, 18.00 ERA

Date	Opponent	S/R	W/L/S	IP	H	R	ER	BB	SO	NP
2/23	St. John's	R	-	1.0	2	2	2	1	0	19

#### CAREER STATS

Year	ERA	W-L	App-GS	CG	SH	SV	IP	H	R	ER	BB	SO	B/Avg.	WP	HBP
2013	18.00	0-0	1-0	0	0	0	1.0	2	2	2	1	0	.500	0	0
<b>TOTAL</b>	<b>18.00</b>	<b>0-0</b>	<b>1-0</b>	<b>0</b>	<b>0</b>	<b>0</b>	<b>1.0</b>	<b>2</b>	<b>2</b>	<b>2</b>	<b>1</b>	<b>0</b>	<b>.500</b>	<b>0</b>	<b>0</b>

## Yellow Jacket Batting Notes

### #2 • GRANT WRUBLE

C • SOPHOMORE • JOHNS CREEK, GA

#### 2014 SEASON HIGH

#### CAREER HIGH

Hits ..... 1, 5 times, last vs. Virginia Tech (5/4/14) ..... 1, 6 times, last vs. Virginia Tech (5/4/14)  
Runs ..... 1, 3 times, last vs. Virginia Tech (5/4/14) ..... 1, 4 times, last vs. Virginia Tech (5/4/14)  
RBI ..... - ..... 1, twice, last at Miami (5/17/13)  
Doubles ..... 1, vs. Wake Forest (3/8/14) ..... 1, vs. Wake Forest (3/8/14)  
Triples ..... - ..... -  
Home Runs ..... - ..... -  
Stolen Bases ..... 1, twice vs. Virginia Tech (5/4/14) ..... 1, twice vs. Virginia Tech (5/4/14)

#### 2014 HIGHLIGHTS

- >> Earned his first career start versus VCU on 2/16 and went 1-for-2.
- >> Started at DH versus UNCG on 2/23 and singled, stole his first career base and scored.
- >> Started at DH versus Wake on 3/8 and delivered his first career double.
- >> Enter the Virginia Tech game on 4/4 as a pinch-hitter and finished 1-for-3 with a run and his second career stolen base.

#### CAREER STATS

Year	Avg	GP-GS	AB	R	H	2B	3B	HR	RBI	SLG%	BB	SO	OB%	SB-ATT	FLD%
2013	.250	11-0	4	1	1	0	0	0	2	.250	1	1	.333	0-0	1.000
2014	.172	16-4	29	3	5	1	0	0	0	.207	1	7	.200	2-2	.917
<b>TOTAL</b>	<b>.182</b>	<b>27-4</b>	<b>33</b>	<b>4</b>	<b>6</b>	<b>1</b>	<b>0</b>	<b>0</b>	<b>2</b>	<b>.212</b>	<b>2</b>	<b>8</b>	<b>.222</b>	<b>2-2</b>	<b>.958</b>



### #3 • MOTT HYDE

SS/2B • SENIOR • CALHOUN, GA

#### 2014 SEASON HIGH

#### CAREER HIGH

Hits ..... 3, 4 times, last vs. Clemson (5/23/14) ..... 3, 14 times, last vs. Clemson (5/23/14)  
Runs ..... 3, 3 times, last vs. South Florida (5/17/14) ..... 3, 6 times, last vs. South Florida (5/17/14)  
RBI ..... 3, 5 times, last at North Carolina (3/22/14) ..... 5, twice, last vs. Savannah State (5/10/11)  
Doubles ..... 2, at Georgia State (3/19/14) ..... 2, 3 times, last at Georgia State (3/19/14)  
Triples ..... 1, 3 times, last vs. Wake Forest (5/20/14) ..... 1, 5 times, last vs. Wake Forest (5/20/14)  
Home Runs ..... 1, 4 times, last vs. Clemson (5/23/14) ..... 2, vs. Clemson (4/27/10)  
Stolen Bases ..... 1, 10 times, last vs. Virginia Tech (5/4/14) ..... 2, vs. Boston College (3/16/13)

#### 2014 HIGHLIGHTS

- >> Snapped a 1-for-19 season-opening slump by launching a home run, a double and recording three RBI during the 12-3 win over UNCG on 2/23.
- >> Had a huge series versus Bowling Green, going 6-for-12 with two doubles, a triple and four RBI... His three-run triple in Sunday's game put the Jackets up for good in the second inning.
- >> The Georgia game in Athens was the 200th start of his career.
- >> Homered drew three walks and matched his career high of three runs scored in the 7-5 win over Western Carolina on 3/11.
- >> Had a huge series against the No. 22 Hurricanes, going 5-for-10 with three runs, six RBI, a double in each game and a stolen base... His key sac bunt on 3/15 moved the eventual winning run to scoring position and Connor Justus' RBI single in the next at bat won the game 3-2 in the 10th inning.
- >> Matched his career-high with a pair of doubles during Tech's 9-4 win at Georgia State 3/19.
- >> Had four hits, four RBI, three runs and drew four walks in the North Carolina series win - matched his career-high by scoring three of Tech's six runs in the 6-5 win in 13 innings.
- >> Had five hits in the Pitt series to extend his hitting streak to six games.
- >> Had a hit in each game of the Duke series, drove in two runs and walked twice as his hitting streak reached 10 games - one shy of his career high.
- >> Held hitless in the 13-2 win over Georgia Southern on 4/8 to snap his 10-game hit streak.
- >> Had four hits, a double, two RBI and scored three times in the series win over No. 1 FSU.
- >> Had four hits in the Virginia Tech series with a double, four runs, a stolen base and two walks... Scored the winning run in Tech's 3-1 win on 5/3 that clinched the series.
- >> Had a big day on Senior Day, going 3-for-5 with a double, homer, two RBI and three runs in Tech's 12-5 win over USF.
- >> Named to the 2014 ACC Baseball All-Tournament Team... Hit .273 in Greensboro, including a 3-for-4 effort with a clutch two-run homer late in win over Clemson that padded the Jackets' lead to 3-0.

#### CAREER STATS

Year	Avg	GP-GS	AB	R	H	2B	3B	HR	RBI	SLG%	BB	SO	OB%	SB-ATT	FLD%
2011	.275	63-63	229	39	63	13	1	4	47	.393	23	51	.352	6-7	.954
2012	.266	62-62	214	36	57	11	0	7	33	.416	15	51	.322	10-14	.937
2013	.260	64-64	223	32	58	18	1	6	32	.430	26	46	.357	6-11	.942
2014	.289	60-60	235	40	68	12	3	4	35	.417	26	50	.375	10-12	.966
<b>TOTAL</b>	<b>.273</b>	<b>249-249</b>	<b>901</b>	<b>147</b>	<b>246</b>	<b>34</b>	<b>5</b>	<b>21</b>	<b>147</b>	<b>.414</b>	<b>90</b>	<b>198</b>	<b>.353</b>	<b>32-44</b>	<b>.951</b>



### #5 • KEENAN INNIS

OF • FRESHMAN • CUMMING, GA

#### 2014 SEASON HIGH

#### CAREER HIGH

Hits ..... 3, at North Carolina (3/22/14) ..... 3, at North Carolina (3/22/14)  
Runs ..... 1, 14 times, last at Maryland (4/20/14) ..... 1, 14 times, last at Maryland (4/20/14)  
RBI ..... 2, at North Carolina (3/22/14) ..... 2, at North Carolina (3/22/14)  
Doubles ..... 1, 3 times, last at Maryland (4/19/14) ..... 1, 3 times, last at Maryland (4/19/14)  
Triples ..... - ..... -  
Home Runs ..... - ..... -  
Stolen Bases ..... 1, at Maryland (4/18/14) ..... 1, at Maryland (4/18/14)

#### 2014 HIGHLIGHTS

- >> Delivered a pinch-hit single in his first career at-bat versus Old Dominion on opening day.
- >> Had a lead-off bunt single in the first inning versus VCU on 2/16 and scored.
- >> Drove in his first career with a squeeze bunt at Georgia Southern on 2/19.
- >> Came off the bench for two hits versus Kennesaw State on 2/25 including the game-tying RBI bunt with two outs in the ninth that allowed Tech to force extra innings... He singled and scored for the Jackets in the 11th as they rallied again before falling in the 12th.
- >> Was 2-for-4 in Tech's 5-1 win over Wake Forest on 3/9.
- >> Scored Tech's winning run in the 10th inning of the 3-2 victory over No. 22 Miami on 3/15 that clinched the series after reaching base to lead-off the inning via an error... Was 1-for-2 in the Game 2 win over the Hurricanes with an RBI double and scored a run.
- >> Recorded his first outfield assist by throwing out a runner at second from right field trying to stretch a single to a double versus Miami.
- >> Was 1-for-3 at Georgia State with an RBI and scored.
- >> Had a career-high three hits and drove in two runs in the series finale at No. 13 North Carolina - a 9-1 win... Finished UNC series with five hits and two runs.
- >> Drove in Tech's lone run with an RBI groundout versus Mercer on 3/25.
- >> Collected three of Tech's four outfield assists in the Pitt series.
- >> Singled and scored in Tech's 13-2 win over Georgia Southern on 4/8.
- >> Recorded a pair of RBI during Tech's series win over No. 1 Florida State.

#### CAREER STATS

Year	Avg	GP-GS	AB	R	H	2B	3B	HR	RBI	SLG%	BB	SO	OB%	SB-ATT	FLD%
2014	.248	40-23	101	15	25	3	0	0	10	.277	14	15	.350	1-1	.961
<b>TOTAL</b>	<b>.248</b>	<b>40-23</b>	<b>101</b>	<b>15</b>	<b>25</b>	<b>3</b>	<b>0</b>	<b>0</b>	<b>10</b>	<b>.277</b>	<b>14</b>	<b>15</b>	<b>.350</b>	<b>1-1</b>	<b>.961</b>





## Yellow Jacket Batting Notes

### #6 • RYAN PEURIFOY

OF • FRESHMAN • PEACHTREE CITY, GA



	2014 SEASON HIGH	CAREER HIGH
Hits	4, vs. Miami (5/21/14)	4, vs. Miami (5/21/14)
Runs	3, vs. Miami (5/21/14)	3, vs. Miami (5/21/14)
RBI	1, 11 times, last at Virginia (5/9/14)	1, 11 times, last at Virginia (5/9/14)
Doubles	1, 7 times, last vs. Miami (5/21/14)	1, 7 times, last vs. Miami (5/21/14)
Triples	1, twice, last vs. Georgia (4/15/14)	1, twice, last vs. Georgia (4/15/14)
Home Runs		
Stolen Bases	2, vs. UNC Greensboro (2/22/14)	2, vs. UNC Greensboro (2/22/14)

#### 2014 HIGHLIGHTS

- >> Tech's opening-day starter in right field.
- >> Had a huge series versus UNCG by starting all three games in right and going 6-for-10 with a double, triple, three RBI and two stolen bases – that included a three-hit effort on 2/23.
- >> Ripped an RBI double to the gap in left versus Kennesaw State on 2/25 that allowed the Jackets to rally for the tie in the 11th, before falling in the 12th.
- >> Had three hits, including a double and two RBI in the Bowling Green series sweep.
- >> Recorded his first outfield assist by doubling off a runner at first base at Georgia on 3/4.
- >> Was 2-for-2 and scored in the 7-5 win over Western Carolina on 3/11.
- >> Set a career-high with a two-RBI effort versus No. 22 Miami on 3/14.
- >> Came up with a clutch, pinch-hit, game-tying single as Tech rallied from 4-0 down to beat Duke, 7-4, on 4/4 and also scored... Had a hit in Tech's 5-1 win on 4/5.
- >> Had two hits and his RBI single in the second inning gave Tech the lead in a 12-1 win over Savannah State on 4/9 – his first career game-winning RBI.
- >> Recorded his second career triple in Tech's 4-1 win over Georgia on 4/15 also drew a bases-loaded walk in the first inning that made it 3-0.
- >> Matched his career highs of hits (three) and runs (two) in a 9-6 win over North Florida on 5/6.
- >> Doubled and recorded his fifth outfield assist (second against Georgia) at Turner Field on 5/13 by gunning Skyler Weber for the final out of the seventh inning trying to stretch a single to a double.
- >> Had one hit in each game of the USF series to extend his hitting streak to six games.
- >> Hit .353 at the ACC tournament, which included a career-best 4-for-4 effort in the win over No. 16 Miami and scored a career-best three runs versus the Hurricanes.

#### CAREER STATS

Year	Avg	GP-GS	AB	R	H	2B	3B	HR	RBI	SLG%	BB	SO	OB%	SB-ATT	FLD%
2014	.286	47-41	133	18	38	7	2	0	11	.368	10	26	.329	2-3	.979
<b>TOTAL</b>	<b>.286</b>	<b>47-41</b>	<b>133</b>	<b>18</b>	<b>38</b>	<b>7</b>	<b>2</b>	<b>0</b>	<b>11</b>	<b>.368</b>	<b>10</b>	<b>26</b>	<b>.329</b>	<b>2-3</b>	<b>.979</b>



### #7 • ARDEN PABST

C • FRESHMAN • SHERMAN OAKS, CA

	2014 SEASON HIGH	CAREER HIGH
Hits	2, 5 times, last vs. Miami (5/21/14)	2, 5 times, last vs. Miami (5/21/14)
Runs	2, 5 times, last vs. Virginia Tech (5/2/14)	2, 5 times, last vs. Virginia Tech (5/4/14)
RBI	4, at Maryland (4/20/14)	4, at Maryland (4/20/14)
Doubles	1, 3 times, last vs. Miami (5/21/14)	1, 3 times, last vs. Miami (5/21/14)
Triples	1, vs. Old Dominion (2/14/14)	1, vs. Old Dominion (2/14/14)
Home Runs	1, at Maryland (4/20/14)	1, at Maryland (4/20/14)
Stolen Bases	1, vs. Florida State (4/13/14)	1, vs. Florida State (4/13/14)

#### 2014 HIGHLIGHTS

- >> Tech's opening-day starter at catcher and delivered an RBI triple off LF wall in first career at-bat.
- >> Came up with a big, two-out RBI single in late in the Sunday win over Bowling Green as the Jackets' tacked on insurance in the 8-5 win.
- >> Had an RBI single and scored Tech's go-ahead run in the 7-5 win over Western Carolina on 3/11.
- >> Had a 10th inning single versus Miami that moved Keenan Innis into scoring position as the eventual winning run as the Jackets' walked off with a 3-2 win to claim the series.
- >> Drew a bases-loaded walk that gave Tech the lead for good as it rallied to beat Duke, 7-4, on 4/4 in the opener of the series.
- >> Recorded his first career two-hit game with a 2-for-4 effort versus Savannah State on 4/9.
- >> Hit his first career home run at Maryland – a three-run shot to left – and finished the Sunday game with a career-best four RBI as the Jackets won 13-6 in 12 innings.
- >> Had three hits, three RBI and three runs over two starts in the Virginia Tech series win.
- >> The rookie catcher has thrown out 12 of 32 potential base-stealers (38 percent), including ACC stolen-base leader Charlie White at Maryland – White had been 19 for 19 before that caught stealing.
- >> Was 2-for-4 with a double and two RBI in the win over No. 16 Miami at the ACC tournament.

#### CAREER STATS

Year	Avg	GP-GS	AB	R	H	2B	3B	HR	RBI	SLG%	BB	SO	OB%	SB-ATT	FLD%
2014	.230	42-36	113	17	26	3	1	1	17	.301	13	24	.338	1-1	.990
<b>TOTAL</b>	<b>.230</b>	<b>42-36</b>	<b>113</b>	<b>17</b>	<b>26</b>	<b>3</b>	<b>1</b>	<b>1</b>	<b>17</b>	<b>.301</b>	<b>13</b>	<b>24</b>	<b>.338</b>	<b>1-1</b>	<b>.990</b>

### #9 • A.J. MURRAY

1B/DH • JUNIOR • WESTFIELD, NJ

#### 2014 SEASON HIGH

#### CAREER HIGH

Hits	3, 6 times, last vs. Maryland (5/25/14)	3, 9 times, last vs. Maryland (5/25/14)
Runs	2, 3 times, last vs. Savannah State (4/9/14)	3, 4 times, last vs. Mercer (3/5/13)
RBI	4, twice, last vs. South Florida (5/17/14)	4, 3 times, last vs. South Florida (5/17/14)
Doubles	2, twice, last vs. Duke (4/5/14)	2, 3 times, last vs. Duke (4/5/14)
Triples	1, vs. Radford (2/15/14)	1, twice, last vs. Kennesaw (4/3/13)
Home Runs	1, 4 times, last vs. Virginia Tech (5/4/14)	1, 9 times, last vs. Virginia Tech (5/4/14)
Stolen Bases	2, at North Carolina (3/22/14)	2, at North Carolina (3/22/14)

#### 2014 HIGHLIGHTS

- >> Extended his hitting streak to 11 games dating back to 2013 by recording a hit in all three games on opening weekend.
- >> His triple versus Radford on 2/15 broke up the Highlanders' no-hit bid in the seventh inning.
- >> Was 0-for-3 with a walk at Georgia Southern on 2/19 to snap his 11-game hit streak.
- >> Has two hits and scored twice in the Bowling Green series.
- >> Hit his first home run of the season in the 7-5 win over Western Carolina on 3/11.
- >> Was red-hot in the Miami series, going 6-for-11 (.545) with two doubles, a triple, a walk, a stolen base and three runs.
- >> Matched his career-highs in hits (3) and doubles (2) by going 3-for-4 with an RBI and a run during the Yellow Jackets' 9-4 win at Georgia State on 3/19.
- >> Was 5-for-14 (.357) in the North Carolina series with a double, three RBI and two runs.
- >> Launched a first-inning grand slam versus Georgia State on 4/2 to give Tech a 5-0 lead en route to a 7-3 victory... Also walked and scored later in the game.
- >> The grand slam versus GSU was his second career GS and the seventh homer of his career.
- >> Matched his career-highs in hits (3) and doubles (2) by going 3-for-4 with three RBI in the 5-1 win over Duke on 4/5... Also had two hits in the series-opener, a 7-4 Tech win.
- >> Homered and drove in two runs in Tech's 13-2 win over Georgia Southern on 4/8.
- >> Matched his career-high of three hits with a double, an RBI and scored twice in the 12-1 win over Savannah State on 4/9.
- >> Had two hits versus Mercer on 4/23.
- >> Doubled twice and scored in the NC State series.
- >> Had five hits and scored three times in the Virginia Tech series, including a solo homer in the Saturday game that tied the score at 1-1 in the fourth inning en route to Tech's 3-1 win... Went 3-for-5 in the finale.
- >> Stayed hot versus North Florida on 5/6 by reaching three times – single, double, HBP – and driving in Tech's first three runs in a 9-6 victory.
- >> Matched his career high in hits (three) and RBI (four) in Tech's 12-5 win over USF on 5/17.
- >> Hit .318 (7-for-22) in the ACC tournament, including a 3-for-4 performance in the title game win over Maryland with a double, three RBI and a run.

#### CAREER STATS

Year	Avg	GP-GS	AB	R	H	2B	3B	HR	RBI	SLG%	BB	SO	OB%	SB-ATT	FLD%
2012	.083	12-2	12	1	1	0	0	0	1	.083	2	1	.200	0-1	.941
2013	.271	64-64	236	41	64	10	2	5	35	.394	30	56	.366	4-4	.979
2014	.284	59-57	215	29	61	16	2	4	32	.433	21	51	.370	7-11	.978
<b>TOTAL</b>	<b>.272</b>	<b>135-123</b>	<b>463</b>	<b>71</b>	<b>126</b>	<b>26</b>	<b>4</b>	<b>9</b>	<b>68</b>	<b>.404</b>	<b>53</b>	<b>108</b>	<b>.363</b>	<b>11-16</b>	<b>.978</b>



## Yellow Jacket Batting Notes

### #10 • BRANDON GOLD

3B/RHP • FRESHMAN • ALPHARETTA, GA

#### 2014 SEASON HIGH

#### CAREER HIGH

Hits	3, at Georgia Southern (2/19/14)	3, at Georgia Southern (2/19/14)
Runs	3, at Maryland (4/20/14)	3, at Maryland (4/20/14)
RBI	2, 3 times, last vs. Miami (5/21/14)	2, 3 times, last vs. Miami (5/21/14)
Doubles	2, twice, last vs. Miami (3/15/14)	2, twice, last vs. Miami (3/15/14)
Triples	-	-
Home Runs	-	-
Stolen Bases	-	-

#### 2014 HIGHLIGHTS

- >> Started at third and delivered an RBI ground out in his first career at bat on opening day.
- >> Had a big night at Georgia Southern on 2/19, going 3-for-4 with two doubles, an RBI, a run and triggering a double play.
- >> Was 3-for-11 with a double, an RBI and two runs in the UNCG series – scored the winning run in Friday's win and drove in the winning run with a sac fly in Saturday's win.
- >> Had two hits and drove in a run versus Kennesaw State on 2/25 that extended his hitting streak to five games.
- >> After missing two games with a left wrist injury, returned to the lineup versus Miami on 3/15, going 2-for-4 with two RBI, two runs and matching his career-high of two doubles.
- >> Was 2-for-4 at Kennesaw State on 3/18 and scored a run in Tech's 8-7 win.
- >> His RBI double at Georgia State on 3/19 put the Jackets up for good in the sixth inning.
- >> Singled and drove in a run with sacrifice fly in the 7-3 win over Georgia State on 4/2.
- >> Had a hit in each game of the Duke series and scored in each game... Was 2-for-3 with a walk in Tech's 5-1 win on 4/5 and scored the eventual winning run.... His single on 4/6 broke up Duke's perfect game bid and he eventually scored that inning as the game's only run in Tech's 1-0 victory that swept the series.
- >> Was 2-for-4 and matched his career high of two runs in the win over Georgia Southern on 4/8.
- >> Walked in his only plate appearance versus Savannah State on 4/9, which kept alive his career-best six game hitting streak.
- >> Had three hits, two doubles, three RBI and scored twice in the series win over No. 1 FSU.
- >> Was on base three times and scored a career-high three runs in Tech's 13-6 win in 12 innings at Maryland on 4/20.
- >> Went 2-for-4 versus Mercer on 4/23.
- >> Singled to lead off the sixth inning and eventually scored Tech's only run in a 1-0 win at NC State on 4/25 thanks to Matt Gonzalez's RBI single.
- >> Was 2-for-5 with a double and an RBI in the 7-6 win in extra innings over Virginia Tech on 5/2.
- >> Doubled and drew a walk in the 2-0 win over Georgia at Turner Field on 5/13.
- >> Had four hits (two doubles) in the ACC tournament, including the go-ahead two-RBI single with outs in the eighth inning versus No. 16 Miami that broke a 3-3 tie en route to Tech's 6-3 victory.

#### CAREER STATS

Year	Avg	GP-GS	AB	R	H	2B	3B	HR	RBI	SLG%	BB	SO	OB%	SB-ATT	FLD%
2014	.244	51-47	172	27	42	12	0	0	16	.314	19	43	.318	0-0	.960
<b>TOTAL</b>	<b>.244</b>	<b>51-47</b>	<b>172</b>	<b>27</b>	<b>42</b>	<b>12</b>	<b>0</b>	<b>0</b>	<b>16</b>	<b>.314</b>	<b>19</b>	<b>43</b>	<b>.318</b>	<b>0-0</b>	<b>.960</b>



### #13 • THOMAS SMITH

IF • JUNIOR • FT. PIERCE, FL

#### 2014 SEASON HIGH

#### CAREER HIGH

Hits	4, twice, last at Maryland (4/20/14)	4, twice, last at Maryland (4/20/14)
Runs	3, twice, last vs. South Florida (5/17/14)	3, twice, last vs. South Florida (5/17/14)
RBI	4, twice, last vs. Georgia Southern (4/8/14)	4, 3 times, last vs. Georgia Southern (4/8/14)
Doubles	2, vs. Maryland (5/25/14)	2, vs. Maryland (5/25/14)
Triples	1, vs. Mercer (4/23/14)	1, twice, last vs. North Carolina (5/12/13)
Home Runs	1, twice, last vs. UNC Greensboro (2/23/14)	1, 5 times, last vs. UNC Greensboro (2/23/14)
Stolen Bases	1, 5 times, last at NC State (4/26/14)	1, 13 times, last at NC State (4/26/14)

#### 2014 HIGHLIGHTS

- >> Had two hits in the opening-day victory over Old Dominion, including the eventual game-winning RBI single in the seventh inning.
- >> Made his first career start at first base versus VCU on 2/16.
- >> Match career highs in hits (3) and RBI (4) in Tech's 7-3 win over UNCG on 2/21 – finished the series with two home runs and six RBI.
- >> Was 3-for-10 in the Bowling Green series sweep with a double, RBI and four runs scored.
- >> Went 2-for-3 at Georgia on 3/4 to extend his hitting streak to eight games.
- >> Was 5-for-13 with a double, two RBI, two runs and two stolen bases in the Wake Forest series... extended his hitting streak to a career-best 11 games with a two-hit effort on 3/9.
- >> His hit streak reached 12 games by going 2-for-3 with an RBI in the win over WCU on 3/11.
- >> Walked twice and scored in the series-opener versus Miami on 3/14, but had his hitting streak halted at 12 games... Missed the next two games of the UM series with a hamstring injury.
- >> Missed two games versus Miami (hamstring) but bounced back by going 5-for-8 with two runs and two RBI as Tech won road games at Kennesaw State and Georgia State.
- >> Matched his career high with three hits at Kennesaw State on 3/18.
- >> Went 2-for-4 with two RBI, a walk, a sac fly and sac bunt in Tech's 6-5 win at No. 13 North Carolina in 13 innings on 3/22... Scored twice in the 9-1 win at UNC.
- >> Had two hits and scored in Tech's 4-1 loss versus Mercer on 3/25.
- >> Shook off an 0-for-10 slump with two hits in each of the first two games of the Duke series with two RBI and three runs scored.
- >> Set a career-high in hits (four) and matched his career-high of RBI (four) by going 4-for-5 with a double and a run in Tech's 13-2 win over Georgia Southern on 4/8.
- >> Had an RBI single and scored in the 12-1 win over Savannah State on 4/9.
- >> Matched his career high of four hits with a 4-for-6 effort and three RBI at Maryland on 4/20 – his 12th inning RBI single gave Tech the lead for good in a 13-6 win.
- >> Recorded his first triple of the season and drove in a run versus Mercer on 4/23.
- >> Drew four walks (no strikeouts) in the NC State series.
- >> Was 3-for-4 with two runs, a double, an RBI and two walks in the 7-6 win over Virginia Tech in 11 innings on 5/2... Injured his ankle in that game and missed Saturday's game but returned to the lineup as the designated hitter on 5/4.
- >> Had four hits and scored three times in the Jackets' series win over USF.
- >> Finished the ACC tournament 6-for-21 (.286), but was an impressive 6-for-12 over the final three games including a 3-for-4 effort in the title game win over Maryland with a career-high two doubles... Opened the scoring in the title game with a two-out RBI double in the first inning.

#### CAREER STATS

Year	Avg	GP-GS	AB	R	H	2B	3B	HR	RBI	SLG%	BB	SO	OB%	SB-ATT	FLD%
2012	.302	39-39	126	18	38	6	0	0	12	.349	15	14	.407	5-9	.967
2013	.286	45-30	112	16	32	5	2	3	13	.446	13	16	.362	3-6	1.000
2014	.304	58-58	217	35	66	10	1	2	35	.387	25	29	.397	5-9	.996
<b>TOTAL</b>	<b>.299</b>	<b>142-127</b>	<b>455</b>	<b>69</b>	<b>136</b>	<b>21</b>	<b>3</b>	<b>5</b>	<b>60</b>	<b>.391</b>	<b>53</b>	<b>59</b>	<b>.391</b>	<b>13-24</b>	<b>.990</b>



## Yellow Jacket Batting Notes

### #14 • MATT GONZALEZ

IF/OF • SOPHOMORE • ACWORTH, GA

#### 2014 SEASON HIGH

#### CAREER HIGH

Hits ..... 4, twice, last vs. Maryland (5/25/14) ..... 4, twice, last vs. Maryland (5/25/14)  
Runs ..... 3, vs. Maryland (5/25/14) ..... 4, at Virginia Tech (3/9/13)  
RBI ..... 3, vs. Georgia Southern (4/8/14) ..... 4, vs. Georgia State (2/19/13)  
Doubles ..... 2, 3 times, last vs. Maryland (5/25/14) ..... 2, 3 times, last vs. Maryland (5/25/14)  
Triples ..... 1, vs. Georgia Southern (4/8/14) ..... 1, 3 times, last vs. Georgia Southern (4/8/14)  
Home Runs ..... 1, vs. Miami (3/14/14) ..... 1, 4 times, last vs. Miami (3/14/14)  
Stolen Bases ..... 3, vs. South Florida (5/17/14) ..... 3, vs. South Florida (5/17/14)

#### 2014 HIGHLIGHTS

>> Led Tech by hitting .400 (4-for-10) on opening weekend and set a career-high with two doubles versus Old Dominion on 2/14.  
>> Also swiped two bases on opening weekend.  
>> Was 1-for-3 at Georgia Southern on 2/19 with his fourth double and a sac fly, also threw a GSU runner out at the plate from left field.  
>> Continued his red-hot month by hitting .571 (8-for-14) in the UNCG series with a pair of three-hit efforts, a double and three runs scored.  
>> Picked up his second outfield assist of the season by throwing out a runner at second on 2/21.  
>> Extended his hitting streak to six games versus Kennesaw State on 2/25.  
>> Brought the hitting streak to eight games before being held hitless versus Bowling Green on 3/2 – but did walk twice in that game and drive in a run via sac fly.  
>> Had four hits, two doubles, four RBI, two runs and two stolen bases in the Wake series.  
>> His RBI sac fly in the second inning gave the Jackets the lead for good in a 7-5 win over Western Carolina on 3/11.  
>> Hit his first home run of the season versus No. 22 Miami on 3/14... Drove in the eventually game-winning run as the Jackets rallied to beat the Canes, 13-7, on 3/15... Both of his sac flies scored Tech's first two runs in the 3-2 win over Miami in the finale.  
>> Had two hits, a double, an RBI and scored twice in Tech's 8-7 win at Kennesaw State on 3/18... He led off the ninth with a bunt single and eventually scored on a balk as Tech's winning run.  
>> Matched his career-high in hits (three) and doubles (two), drove in two runs and scored in the Jackets' 9-4 win at Georgia State on 3/19.  
>> Was 3-for-6 in the series-finale win at No. 13 UNC with an RBI... Scored twice in the Game 2 win at UNC – a 6-5 victory in 13 innings.  
>> Matched his career-high of hits with a 3-for-4 effort in the 5-1 win over Duke on 4/5, scored a run and posted his seventh outfield assist by gunning down a runner at the plate in the second inning.  
>> Had a huge midweek in wins over Georgia Southern by going a combined 6-for-7 with four RBI, three runs, three doubles and a triple... That included a career-high four hits with a double, triple, three RBI and two runs against the Eagles on 4/8... Had two more doubles versus the Tigers on 4/9.  
>> Ripped an RBI double that gave Tech a 1-0 lead in the first inning en route to a 4-1 win over Georgia on 4/15 at Russ Chandler Stadium.  
>> Had at least one hit in each game of the Maryland series and his eighth outfield assist of the year was a key play in Tech's Sunday win as he cut down a runner at the plate in the seventh to keep the game tied at 6-6 – the Jackets went on to win 13-6 in 12 innings.  
>> Had two hits, a double, an RBI and scored twice versus Mercer on 4/23.  
>> Went 3-for-4 off NC State's Carlos Rodon on 4/25 and his RBI single in the sixth inning was the game's only run in Tech's 1-0 win.  
>> Finished the Virginia Tech series with five hits and three RBI, including a walk-off RBI single in the 11th innings as the Jackets won the series opener 7-6.  
>> Had a big night in the 2-0 win over Georgia at Turner Field on 5/13 by throwing out a runner at the plate for the final out of the sixth to keep the game tied at 0-0, then later reaching on an infield single, stealing second and eventually scoring in the eighth for a 2-0 lead.  
>> Swiped a career-high three bases in the Jackets' 12-5 win over USF on 5/17.  
>> Hit .375 at the ACC tournament (9-for-24) with impressive performances in the wins over No. 16 Miami (3-for-5, double) and the title game against Maryland (4-for-5, two doubles, RBI, three runs).

#### CAREER STATS

Year	Avg	GP-GS	AB	R	H	2B	3B	HR	RBI	SLG%	BB	SO	OB%	SB-ATT	FLD%
2013	.291	61-58	227	37	66	9	2	3	37	.388	11	47	.324	10-14	.942
2014	.314	61-61	242	33	76	19	1	1	35	.413	20	52	.360	9-17	.947
<b>TOTAL</b>	<b>.303</b>	<b>122-119</b>	<b>469</b>	<b>70</b>	<b>142</b>	<b>28</b>	<b>3</b>	<b>4</b>	<b>72</b>	<b>.301</b>	<b>31</b>	<b>99</b>	<b>.343</b>	<b>19-31</b>	<b>.944</b>



### #15 • CONNOR JUSTUS

IF • FRESHMAN • CARTERSVILLE, GA

#### 2014 SEASON HIGH

#### CAREER HIGH

Hits ..... 3, 4 times, last at Maryland (4/20/14) ..... 3, 4 times, last at Maryland (4/20/14)  
Runs ..... 3, at Maryland (4/20/14) ..... 3, at Maryland (4/20/14)  
RBI ..... 4, vs. Savannah State (4/9/14) ..... 4, vs. Savannah State (4/9/14)  
Doubles ..... 1, 6 times, last at Maryland (4/20/14) ..... 1, 6 times, last at Maryland (4/20/14)  
Triples ..... 1, at Pittsburgh (3/30/14) ..... 1, at Pittsburgh (3/30/14)  
Home Runs ..... 1, twice, last vs. Savannah State (4/9/14) ..... 1, twice, last vs. Savannah State (4/9/14)  
Stolen Bases ..... 1, at Pittsburgh (3/28/14) ..... 1, at Pittsburgh (3/28/14)

#### 2014 HIGHLIGHTS

>> Earned his first career start at 2B versus VCU on 2/16 and had an RBI ground out.  
>> Recorded his first college hit versus UNCG on 2/22 and scored twice in the UNCG series.  
>> Started at short on 3/2 versus Bowling Green and was 1-for-2 with an RBI single, a run and drew a pair of walks.  
>> Recorded a career-best three-hit effort, with two runs and an RBI versus Wake Forest on 3/8.  
>> Made his first two career starts at shortstop on 3/7 and 3/9 versus Wake.  
>> Had two singles in the 7-5 win over Western Carolina on 3/11.  
>> Came up big as the Jackets won the series from No. 22 Miami, going 5-for-16 (.312) in the series with two RBI, a run and a walk.  
>> Tied a career-high with three hits in the series opener versus Miami on 3/14... Drove in the tying run with an RBI single as Tech rallied from 6-0 down to win 13-7 in Game 2... In the finale, his RBI single scored Keenan Innis with one out in the 10th as Tech won 3-2.  
>> Went 2-for-4 at Kennesaw State on 3/19, drove in a career-high two runs and registered his first career extra-base hit (a double).  
>> Had two more hits and scored twice at Georgia State on 3/19.  
>> Drove in the go-ahead run in the 13th inning at No. 13 UNC on 3/22 as Tech won 6-5 and delivered a double in the finale to extend his hitting streak to nine games.  
>> Played error-free and UNC and helped turn four double plays in the finale and five of the six Tech turned in the series win.  
>> Played error-free in the Pitt series, while collecting his first triple and first stolen base.  
>> His first-inning RBI double put the Jackets on the board first en route to a 7-3 win over Georgia State on 4/2... Also singled and was involved in both of Tech's double plays.  
>> Had two hits and scored two runs in the Duke series.  
>> Hit his first career home run during a 13-2 win over Georgia Southern on 4/8.  
>> Homered again the next night and finished 3-for-5 with a double and a career-high four RBI in the 12-1 win over Savannah State on 4/9.  
>> Earned ACC Player of the Week honors after a big series versus No. 1 Florida State, going 4-for-9 versus the Noles, with a double, three RBI, two runs and two walks... He finished the week hitting .471, driving in a team-best eight runs and slugging a team-best .941.  
>> His two-run single on 4/11 versus FSU made it 5-0 in the first inning and proved to be the difference as the Jackets took the series-opener 5-3.  
>> Drew a first-inning walk against Georgia on 4/15 that made it 2-0 en route to Tech's 4-1 win and also singled against the Bulldogs.  
>> Matched his career-high of three hits and scored a career-best three runs in Tech's 13-6 win over Maryland on 4/20.  
>> His ninth-inning squeeze bunt allowed Tech to tie Mercer at 3-3 and force extras, before the Jackets fell 4-3 in 10 innings.  
>> Was limited to just one hit in the Virginia Tech series, but it was a clutch RBI single on 5/3 that broke a 1-1 tie and stood as the game-winner as the Jackets clinched the series in a 3-1 win.  
>> Had a streak of 25-straight ACC games without an error snapped in the series finale at Virginia.  
>> Was 4-for-10 in the USF series with two walks, two runs and three RBI.  
>> Was clutch for the Jackets late in the ACC title game win over Maryland, battling through a nine-pitch at-bat with two runners in scoring position in the eighth before ripping a two-run single up the middle that padded Tech's lead to 7-4 en route to a 9-4 win.

#### CAREER STATS

Year	Avg	GP-GS	AB	R	H	2B	3B	HR	RBI	SLG%	BB	SO	OB%	SB-ATT	FLD%
2014	.265	53-52	200	27	53	6	1	2	29	.335	20	42	.350	1-7	.966
<b>TOTAL</b>	<b>.265</b>	<b>53-52</b>	<b>200</b>	<b>27</b>	<b>53</b>	<b>6</b>	<b>1</b>	<b>2</b>	<b>29</b>	<b>.335</b>	<b>20</b>	<b>42</b>	<b>.350</b>	<b>1-7</b>	<b>.966</b>





## Yellow Jacket Batting Notes

### #16 • ELLIOTT BARZILLI

IF • FRESHMAN • LOS ANGELES, CA

#### 2014 SEASON HIGH

#### CAREER HIGH

Hits ..... 3, vs. Kennesaw State (2/25/14) ..... 3, vs. Kennesaw State (2/25/14)  
Runs ..... 2, twice, last vs. UNC Greensboro (2/23/14) ..... 2, twice, last vs. UNC Greensboro (2/23/14)  
RBI ..... 3, vs. UNC Greensboro (2/23/14) ..... 3, vs. UNC Greensboro (2/23/14)  
Doubles ..... 2, vs. Wake Forest (3/9/14) ..... 2, vs. Wake Forest (3/9/14)  
Triples ..... - ..... -  
Home Runs ..... 1, twice, last at Virginia (5/11/14) ..... 1, twice, last at Virginia (5/11/14)  
Stolen Bases ..... - ..... -

#### 2014 HIGHLIGHTS

- >> Started twice at DH on opening weekend and hit a solo home run in his first career plate appearance versus Old Dominion on 2/14.
- >> Singled and scored at Georgia Southern on 2/19.
- >> Was 4-of-8 in the UNCG series with three RBI – his two-run double on 2/23 was the game-winner.
- >> Started the final two games of the UNCG series at shortstop.
- >> Started again at short versus Kennesaw State on 2/25 and delivered a career-best three-hit game and scored a run.
- >> Was 4-for-9 with three doubles and three RBI in the Wake Forest series – that included a career-best two-double effort on 3/9.
- >> Had three hits, a walk and scored in the UNC series.
- >> Had two hits, an RBI and scored in Tech's 12-1 win over Savannah State on 4/9.
- >> Was 2-for-3 in a pair of reserve appearances in the NC State series.
- >> Homered in the series finale at No. 1 Virginia on 5/10 in Tech's 3-1 loss.

#### CAREER STATS

Year	Avg	GP-GS	AB	R	H	2B	3B	HR	RBI	SLG%	BB	SO	OB%	SB-ATT	FLD%
2014	.234	34-26	111	12	26	6	0	2	11	.342	4	19	.261	0-1	.929
<b>TOTAL</b>	<b>.234</b>	<b>34-26</b>	<b>111</b>	<b>12</b>	<b>26</b>	<b>6</b>	<b>0</b>	<b>2</b>	<b>11</b>	<b>.342</b>	<b>4</b>	<b>19</b>	<b>.261</b>	<b>0-1</b>	<b>.929</b>



### #29 • MITCH EARNEST

C • SENIOR • ATLANTA, GA

#### 2014 SEASON HIGH

#### CAREER HIGH

Hits ..... 2, 6 times, last vs. Wake Forest (5/20/14) ..... 3, 3 times, last at Ohio State (5/7/13)  
Runs ..... 2, vs. North Florida (5/6/14) ..... 2, 5 times, last vs. North Florida (5/6/14)  
RBI ..... 4, twice, last vs. North Florida (5/6/14) ..... 4, 3 times, last vs. North Florida (5/6/14)  
Doubles ..... 1, 3 times, last vs. Wake Forest (5/20/14) ..... 1, 11 times, last vs. Wake Forest (5/20/14)  
Triples ..... 1, vs. Bowling Green (3/1/14) ..... 1, vs. Bowling Green (3/1/14)  
Home Runs ..... 1, twice, last vs. North Florida (5/6/14) ..... 1, 5 times, last vs. North Florida (5/6/14)  
Stolen Bases ..... - ..... 1, twice, last at Ohio State (5/7/13)

#### 2014 HIGHLIGHTS

- >> Had two hits and drove in two runs during the UNCG series.
- >> Had two hits, a triple and an RBI in the 8-2 win over Bowling Green on 3/1.
- >> Caught all 13 innings of Tech's 6-5 win at No. 13 North Carolina on 3/22, had two hits and a key RBI single in the 13th inning that padded the lead to 6-4 in the top of 13th inning.
- >> Threw out three of six base-stealers in the game at UNC, including back-to-back runners in the bottom of the 11th inning.
- >> His first home run of the season – a three-run shot – and matched his career-high of four RBI in Tech's 12-4 over No. 1 Florida State on 4/12.
- >> Had two hits, his first double of the year, his second homer and matched his career-high of four RBI in a 9-6 win over North Florida on 5/6.
- >> Matched his season-high of two hits at No. 1 Virginia on 5/9, including an RBI double in the ninth inning that gave Tech a 3-2 lead – UVa scored the game's final two runs on won in the 11th.
- >> Was 2-for-3 with an RBI double in the ACC tournament win over Wake Forest on 5/20 and his sacrifice fly versus Maryland in the title game tied it at 4-4 in the seventh en route to the 9-4 win.

#### CAREER STATS

Year	Avg	GP-GS	AB	R	H	2B	3B	HR	RBI	SLG%	BB	SO	OB%	SB-ATT	FLD%
2011	.143	9-1	7	0	1	0	0	0	0	.143	0	1	.143	0-0	1.000
2012	.250	23-9	40	4	10	4	0	0	7	.350	3	15	.283	1-1	.991
2013	.306	32-17	62	13	19	4	0	3	15	.516	3	19	.368	1-1	.986
2014	.198	33-25	86	9	17	3	1	2	18	.326	7	18	.268	0-1	.990
<b>TOTAL</b>	<b>.241</b>	<b>97-52</b>	<b>195</b>	<b>26</b>	<b>47</b>	<b>11</b>	<b>1</b>	<b>5</b>	<b>40</b>	<b>.385</b>	<b>13</b>	<b>53</b>	<b>.298</b>	<b>2-3</b>	<b>.990</b>



### #32 • ERIC KNOX

OF • FRESHMAN • GUYTON, GA

#### 2014 SEASON HIGH

#### CAREER HIGH

Hits ..... 2, vs. South Florida (5/17/14) ..... 2, vs. South Florida (5/17/14)  
Runs ..... 1, vs. UNC Greensboro (2/23/14) ..... 1, vs. UNC Greensboro (2/23/14)  
RBI ..... 1, vs. UNC Greensboro (2/21/14) ..... 1, vs. UNC Greensboro (2/21/14)  
Doubles ..... 1, vs. UNC Greensboro (2/23/14) ..... 1, vs. UNC Greensboro (2/23/14)  
Triples ..... - ..... -  
Home Runs ..... - ..... -  
Stolen Bases ..... - ..... -

#### 2014 HIGHLIGHTS

- >> Had an RBI single in his first college at-bat on 2/21 versus UNCG.
- >> Singled again and scored his first career run versus UNCG on 2/23.
- >> Recorded his first career two-hit game (going 2-for-2) in the 12-5 win over USF on 5/17.

#### CAREER STATS

Year	Avg	GP-GS	AB	R	H	2B	3B	HR	RBI	SLG%	BB	SO	OB%	SB-ATT	FLD%
2014	.462	12-0	13	1	6	1	0	0	1	.462	0	2	.462	0-0	.500
<b>TOTAL</b>	<b>.462</b>	<b>12-0</b>	<b>13</b>	<b>1</b>	<b>6</b>	<b>1</b>	<b>0</b>	<b>0</b>	<b>1</b>	<b>.462</b>	<b>0</b>	<b>2</b>	<b>.462</b>	<b>0-0</b>	<b>.500</b>



### #35 • DANIEL SPINGOLA

OF • JUNIOR • ROSWELL, GA

#### 2014 SEASON HIGH

#### CAREER HIGH

Hits ..... 4, twice, last vs. Virginia Tech (5/2/14) ..... 4, twice, last vs. Virginia Tech (5/2/14)  
Runs ..... 3, twice, last vs. Florida State (4/12/14) ..... 3, twice, last vs. Florida State (4/12/14)  
RBI ..... 3, vs. Miami (3/15/14) ..... 3, 3 times, last vs. Miami (3/15/14)  
Doubles ..... 1, 6 times, last vs. Wake Forest (5/20/14) ..... 1, 11 times, last vs. Wake Forest (5/20/14)  
Triples ..... 1, 8 times, last vs. Wake Forest (5/20/14) ..... 1, 8 times, last vs. Wake Forest (5/20/14)  
Home Runs ..... 1, 3 times, last vs. South Florida (5/16/14) ..... 1, 4 times, last vs. South Florida (5/16/14)  
Stolen Bases ..... 2, twice, last vs. South Florida (5/16/14) ..... 2, 3 times, last vs. South Florida (5/16/14)

#### 2014 HIGHLIGHTS

- >> Drove in Tech's tying run in the seventh inning with his first career triple as the Jackets rallied for a 6-5 win over Old Dominion on opening day.
- >> Had two hits, including a two-run home run and scored four times in the BGSU series sweep.
- >> Had a big series versus Wake Forest, going 5-for-10 on the weekend with five runs, a triple, an RBI, two walks and three stolen bases... That included a career-best-tying three-hit effort on 3/7.
- >> Had a huge series versus No. 22 Miami by going 7-for-13 (.538) at the plate with five RBI, five runs and two stolen bases... Was a career-best 4-for-4 with three RBI and three runs during Tech's 13-7 win on 3/15.
- >> Had three hits, two RBI, two runs, a double and two stolen bases over the Jackets' midweek sweep at Kennesaw State and at Georgia State on 3/18-19.
- >> Had one hit in each game of the UNC series to extend his hitting streak to nine games... Ripped his third triple off the wall in right in Game 1... Had an RBI and scored in Game 3.
- >> His hit streak reached a career-best 11 games at Pitt on 3/28, but was snapped on 3/29.
- >> Was 2-for-4 with two RBI and two runs in Tech's 7-4 win over Duke on 4/4 and his RBI single drove in Brandon Gold as the game's lone run in the sixth inning in the 1-0 win over Duke on 4/6 to sweep the series.
- >> Was 2-for-4 with two RBI and two runs in the 13-2 win over Georgia Southern on 4/8.
- >> Was 6-for-13 (.462) in the series win over No. 1 Florida State, including a double, a triple, two RBI and five runs... He accounted for the winning runs in each of the first two games of the series.
- >> In the 4-1 win over Georgia on 4/15, he singled and scored in the first inning for the fourth straight game... Also gunned down a UGA runner at second base in the fourth inning trying to stretch a single into a double – his second outfield assist.
- >> Had two hits at Maryland on 4/18, including a first-inning single and run for fifth straight game.
- >> Was red-hot in the series win over Virginia Tech, going 8-for-15 (.533) with two triples, four RBI, two runs and an outfield assist... Matched his career-high with a four-hit effort in the 7-6 on Friday.
- >> Had four hits, a double and an RBI in the series at No. 1 Virginia.
- >> Was 5-for-12 in the USF series with a home run, three RBI and was 3-for-3 in stolen bases.
- >> Named to the ACC All-Tournament Team after hitting a team-best .389 (7-for-18) in Greensboro with two doubles, a triple, three walks, two RBI and four runs... Was 3-for-4 with a double, triple and two RBI in play-in win over Wake Forest on 5/20.

#### CAREER STATS

Year	Avg	GP-GS	AB	R	H	2B	3B	HR	RBI	SLG%	BB	SO	OB%	SB-ATT	FLD%
2012	.349	23-8	43	5	15	3	0	0	5	.419	4	9	.404	4-5	1.000
2013	.256	50-21	78	12	20	2	0	1	13	.321	14	13	.375	3-5	1.000
2014	.328	61-59	244	43	80	8	8	3	36	.463	20	39	.393	15-16	.979
<b>TOTAL</b>	<b>.315</b>	<b>134-88</b>	<b>365</b>	<b>60</b>	<b>115</b>	<b>13</b>	<b>8</b>	<b>4</b>	<b>54</b>	<b>.427</b>	<b>38</b>	<b>61</b>	<b>.390</b>	<b>22-26</b>	<b>.985</b>

## 2014 Starting Lineups By Position

Date	Opponent	No. (Time)	Record	C	1B	2B	3B	SS	LF	CF	RF	DH
2/14	Old Dominion #	1 (1)	1-0	Pabst	Murray	Smith	Gold	Hyde	Gonzalez	Spingola	Peurifoy	Barzilli
2/15	Radford #	2 (1)	0-1	Earnest	Murray	Smith	Gold	Hyde	Gonzalez	Spingola	Innis	Barzilli
2/16	VCU #	3 (1)	0-1	Pabst	Smith	Justus	Gonzalez	Hyde	Wruble	Innis	Peurifoy	Murray
2/19	at Georgia Southern	4 (1)	0-1	Pabst	Murray	Smith	Gold	Hyde	Gonzalez	Spingola	Innis	Barzilli
2/21	UNC Greensboro	5 (1)	1-0	Pabst	Murray	Smith	Gold	Hyde	Gonzalez	Spingola	Peurifoy	Innis
2/22	UNC Greensboro	6 (1)	1-0	Earnest	Smith	Justus	Gold	Barzilli	Gonzalez	Spingola	Peurifoy	Murray
2/23	UNC Greensboro	7 (1)	1-0	Pabst	Smith	Hyde	Gold	Barzilli	Gonzalez	Spingola	Peurifoy	Wruble
2/25	Kennesaw State	8 (1)	0-1	Pabst	Smith	Hyde	Gold	Barzilli	Gonzalez	Spingola	Peurifoy	Murray
2/28	Bowling Green	9 (1)	1-0	Pabst	Murray	Hyde	Gold	Barzilli	Gonzalez	Innis	Peurifoy	Smith
3/1	Bowling Green	10 (1)	1-0	Earnest	Smith	Hyde	Gold	Barzilli	Gonzalez	Spingola	Peurifoy	Murray
3/2	Bowling Green	11 (1)	1-0	Pabst	Smith	Hyde	Gold	Justus	Gonzalez	Spingola	Peurifoy	Barzilli
3/4	at Georgia	10 (2)	1-1	Earnest	Smith	Hyde	Gold	Barzilli	Gonzalez	Spingola	Peurifoy	Murray
3/7	Wake Forest	12 (1)	0-1	Pabst	Smith	Hyde	Gold	Justus	Gonzalez	Spingola	Peurifoy	Murray
3/8	Wake Forest	13 (1)	0-1	Earnest	Smith	Justus	Gold	Barzilli	Gonzalez	Spingola	Peurifoy	Hyde
3/9	Wake Forest	14 (1)	1-0	Pabst	Smith	Hyde	Barzilli	Justus	Gonzalez	Spingola	Innis	Wruble
3/11	Western Carolina	15 (1)	1-0	Pabst	Smith	Hyde	Barzilli	Justus	Gonzalez	Spingola	Peurifoy	Murray
3/14	#22 Miami	15 (2)	1-1	Pabst	Smith	Hyde	Barzilli	Justus	Gonzalez	Spingola	Peurifoy	Murray
3/15	#22 Miami-1	16 (1)	1-0	Pabst	Murray	Hyde	Gold	Justus	Gonzalez	Spingola	Peurifoy	Barzilli
	#22 Miami-2	17 (1)	1-0	Earnest	Murray	Hyde	Gold	Justus	Gonzalez	Spingola	Peurifoy	Wruble
3/18	at Kennesaw State	18 (1)	1-0	Pabst	Smith	Hyde	Gold	Justus	Gonzalez	Spingola	Innis	Murray
3/19	at Georgia State	19 (1)	1-0	Earnest	Smith	Hyde	Gold	Justus	Gonzalez	Spingola	Peurifoy	Murray
3/21	at #13 North Carolina	18 (2)	2-0	Pabst	Smith	Hyde	Gold	Justus	Gonzalez	Spingola	Innis	Murray
3/22	at #13 North Carolina	20 (1)	1-0	Earnest	Smith	Hyde	Barzilli	Justus	Gonzalez	Spingola	Innis	Murray
	at #13 North Carolina	21 (1)	1-0	Pabst	Smith	Hyde	Barzilli	Justus	Gonzalez	Spingola	Innis	Murray
3/25	Mercer	22 (1)	0-1	Earnest	Smith	Hyde	Gold	Justus	Gonzalez	Spingola	Innis	Murray
3/28	at Pittsburgh	21 (2)	1-1	Pabst	Smith	Hyde	Barzilli	Justus	Gonzalez	Spingola	Innis	Murray
3/29	at Pittsburgh	20 (2)	1-1	Earnest	Smith	Hyde	Barzilli	Justus	Gonzalez	Spingola	Innis	Murray
3/30	at Pittsburgh	18 (3)	2-1	Pabst	Smith	Hyde	Gold	Justus	Gonzalez	Spingola	Innis	Murray
4/2	Georgia State	19 (2)	2-0	Earnest	Smith	Hyde	Gold	Justus	Gonzalez	Spingola	Peurifoy	Murray
4/4	Duke	18 (4)	3-1	Pabst	Smith	Hyde	Gold	Justus	Gonzalez	Spingola	Innis	Murray
4/5	Duke	19 (3)	3-0	Earnest	Smith	Hyde	Gold	Justus	Gonzalez	Spingola	Peurifoy	Murray
4/5	Duke	18 (5)	4-1	Pabst	Smith	Hyde	Gold	Justus	Gonzalez	Spingola	Innis	Murray
4/8	Georgia Southern	18 (6)	5-1	Pabst	Smith	Hyde	Gold	Justus	Gonzalez	Spingola	Innis	Murray
4/9	Savannah State	15 (3)	2-1	Pabst	Smith	Hyde	Barzilli	Justus	Gonzalez	Spingola	Peurifoy	Murray
4/11	Florida State	18 (7)	6-1	Pabst	Smith	Hyde	Gold	Justus	Gonzalez	Spingola	Innis	Murray
4/12	Florida State	22 (2)	1-1	Earnest	Smith	Hyde	Gold	Justus	Gonzalez	Spingola	Innis	Murray
4/13	Florida State	12 (2)	0-2	Pabst	Smith	Hyde	Gold	Justus	Gonzalez	Spingola	Peurifoy	Murray
4/15	Georgia	19 (4)	4-0	Earnest	Smith	Hyde	Gold	Justus	Gonzalez	Spingola	Peurifoy	Murray
4/18	at Maryland	18 (8)	6-2	Pabst	Smith	Hyde	Gold	Justus	Gonzalez	Spingola	Innis	Murray
4/19	at Maryland	20 (3)	1-2	Earnest	Smith	Hyde	Barzilli	Justus	Gonzalez	Spingola	Innis	Murray
4/20	at Maryland	12 (3)	1-2	Pabst	Smith	Hyde	Gold	Justus	Gonzalez	Spingola	Peurifoy	Murray
4/23	Mercer	22 (3)	1-2	Earnest	Smith	Hyde	Gold	Justus	Gonzalez	Spingola	Innis	Murray
4/25	at NC State	12 (4)	2-2	Pabst	Smith	Hyde	Gold	Justus	Gonzalez	Spingola	Peurifoy	Murray
4/26	at NC State	19 (5)	4-1	Earnest	Smith	Hyde	Gold	Justus	Gonzalez	Spingola	Peurifoy	Murray
4/27	at NC State	18 (9)	6-3	Pabst	Smith	Hyde	Gold	Justus	Gonzalez	Spingola	Innis	Murray
5/2	Virginia Tech	12 (5)	3-2	Pabst	Smith	Hyde	Gold	Justus	Gonzalez	Spingola	Peurifoy	Murray
5/3	Virginia Tech	23 (1)	1-0	Earnest	Murray	Hyde	Gold	Justus	Gonzalez	Spingola	Peurifoy	Barzilli
5/4	Virginia Tech	24 (1)	0-1	Pabst	Murray	Hyde	Gold	Justus	Gonzalez	Spingola	Peurifoy	Smith
5/6	North Florida	19 (6)	5-1	Earnest	Smith	Hyde	Gold	Justus	Gonzalez	Spingola	Peurifoy	Murray
5/9	at Virginia	12 (6)	3-3	Pabst	Smith	Hyde	Gold	Justus	Gonzalez	Spingola	Peurifoy	Murray
5/10	at Virginia	23 (2)	1-1	Earnest	Murray	Hyde	Gold	Justus	Gonzalez	Spingola	Peurifoy	Barzilli
5/11	at Virginia	15 (4)	2-2	Pabst	Smith	Hyde	Barzilli	Justus	Gonzalez	Spingola	Peurifoy	Murray
5/13	vs Georgia (Turner Field)	25 (1)	1-0	Earnest	Smith	Hyde	Barzilli	Justus	Gonzalez	Spingola	Peurifoy	Murray
5/15	South Florida	15 (5)	2-3	Pabst	Smith	Hyde	Barzilli	Justus	Gonzalez	Spingola	Peurifoy	Murray
5/16	South Florida	19 (7)	6-1	Earnest	Smith	Hyde	Gold	Justus	Gonzalez	Spingola	Peurifoy	Murray
5/17	South Florida	15 (6)	3-3	Pabst	Smith	Hyde	Barzilli	Justus	Gonzalez	Spingola	Peurifoy	Murray
5/20	vs. Wake Forest @	19 (8)	7-1	Earnest	Smith	Hyde	Gold	Justus	Gonzalez	Spingola	Peurifoy	Murray
5/21	vs. Miami @	12 (7)	4-3	Pabst	Smith	Hyde	Gold	Justus	Gonzalez	Spingola	Peurifoy	Murray
5/22	vs. Duke @	12 (8)	4-4	Pabst	Smith	Hyde	Gold	Justus	Gonzalez	Spingola	Peurifoy	Murray
5/23	vs. Clemson @	19 (9)	8-1	Earnest	Smith	Hyde	Gold	Justus	Gonzalez	Spingola	Peurifoy	Murray
5/25	vs. Maryland @	19 (10)	9-1	Earnest	Smith	Hyde	Gold	Justus	Gonzalez	Spingola	Peurifoy	Murray

# - Battle In Midtown (Russ Chandler Stadium)

@ - ACC Tournament (Greensboro, N.C.)

## 2014 Starting Lineups By Batting Order

Date	Opponent	No. (Time)	Record	1	2	3	4	5	6	7	8	9
2/14	Old Dominion #	1 (1)	1-0	Spingola	Smith	Hyde	Murray	Gonzalez	Pabst	Gold	Barzilli	Peurifoy
2/15	Radford #	2 (1)	0-1	Spingola	Smith	Hyde	Murray	Gonzalez	Gold	Barzilli	Innis	Earnest
2/16	VCU #	3 (1)	0-1	Innis	Smith	Gonzalez	Murray	Hyde	Pabst	Wruble	Peurifoy	Justus
2/19	at Georgia Southern	4 (1)	0-1	Innis	Smith	Gonzalez	Murray	Hyde	Pabst	Spingola	Gold	Barzilli
2/21	UNC Greensboro	5 (1)	1-0	Innis	Hyde	Gonzalez	Gold	Murray	Pabst	Spingola	Smith	Peurifoy
2/22	UNC Greensboro	6 (1)	1-0	Spingola	Smith	Gonzalez	Gold	Murray	Barzilli	Peurifoy	Justus	Earnest
2/23	UNC Greensboro	7 (1)	1-0	Spingola	Smith	Gonzalez	Gold	Pabst	Barzilli	Hyde	Peurifoy	Wruble
2/25	Kennesaw State	8 (1)	0-1	Spingola	Smith	Gonzalez	Gold	Barzilli	Hyde	Pabst	Murray	Peurifoy
2/28	Bowling Green	9 (1)	1-0	Innis	Peurifoy	Gonzalez	Gold	Barzilli	Smith	Hyde	Murray	Pabst
3/1	Bowling Green	10 (1)	1-0	Spingola	Peurifoy	Gonzalez	Gold	Barzilli	Hyde	Smith	Murray	Earnest
3/2	Bowling Green	11 (1)	1-0	Hyde	Peurifoy	Gonzalez	Gold	Barzilli	Smith	Spingola	Pabst	Justus
3/4	at Georgia	10 (2)	1-1	Spingola	Peurifoy	Gonzalez	Gold	Barzilli	Hyde	Smith	Murray	Earnest
3/7	Wake Forest	12 (1)	0-1	Spingola	Peurifoy	Gonzalez	Gold	Smith	Hyde	Justus	Murray	Pabst
3/8	Wake Forest	13 (1)	0-1	Hyde	Smith	Gonzalez	Gold	Barzilli	Peurifoy	Earnest	Spingola	Justus
3/9	Wake Forest	14 (1)	1-0	Spingola	Hyde	Gonzalez	Smith	Barzilli	Wruble	Innis	Justus	Pabst
3/11	Western Carolina	15 (1)	1-0	Hyde	Justus	Gonzalez	Smith	Barzilli	Murray	Spingola	Peurifoy	Pabst
3/14	#22 Miami	15 (2)	1-1	Hyde	Justus	Gonzalez	Smith	Barzilli	Murray	Spingola	Peurifoy	Pabst
3/15	#22 Miami-1	16 (1)	1-0	Hyde	Justus	Gonzalez	Murray	Barzilli	Gold	Spingola	Peurifoy	Pabst
	#22 Miami-2	17 (1)	1-0	Hyde	Justus	Gonzalez	Murray	Gold	Wruble	Spingola	Peurifoy	Earnest
3/18	at Kennesaw State	18 (1)	1-0	Spingola	Hyde	Gonzalez	Smith	Murray	Gold	Innis	Justus	Pabst
3/19	at Georgia State	19 (1)	1-0	Hyde	Justus	Gonzalez	Smith	Murray	Gold	Spingola	Peurifoy	Earnest
3/21	at #13 North Carolina	18 (2)	2-0	Spingola	Hyde	Gonzalez	Smith	Murray	Gold	Innis	Justus	Pabst
3/22	at #13 North Carolina	20 (1)	1-0	Spingola	Hyde	Gonzalez	Smith	Murray	Justus	Innis	Barzilli	Earnest
	at #13 North Carolina	21 (1)	1-0	Spingola	Hyde	Gonzalez	Smith	Murray	Justus	Innis	Barzilli	Pabst
3/25	Mercer	22 (1)	0-1	Spingola	Hyde	Gonzalez	Smith	Murray	Justus	Innis	Gold	Earnest
3/28	at Pittsburgh	21 (2)	1-1	Spingola	Hyde	Gonzalez	Smith	Murray	Justus	Innis	Barzilli	Pabst
3/29	at Pittsburgh	20 (2)	1-1	Spingola	Hyde	Gonzalez	Smith	Murray	Justus	Innis	Barzilli	Earnest
3/30	at Pittsburgh	23 (1)	0-1	Spingola	Hyde	Gonzalez	Smith	Murray	Justus	Innis	Gold	Pabst
4/2	Georgia State	24 (1)	1-0	Hyde	Justus	Gonzalez	Smith	Murray	Spingola	Peurifoy	Gold	Earnest
4/4	Duke	25 (1)	1-0	Hyde	Spingola	Gonzalez	Smith	Murray	Justus	Innis	Gold	Pabst
4/5	Duke	24 (2)	2-0	Hyde	Justus	Gonzalez	Smith	Murray	Spingola	Peurifoy	Gold	Earnest
4/6	Duke	25 (2)	2-0	Hyde	Spingola	Gonzalez	Smith	Murray	Justus	Innis	Gold	Pabst
4/8	Georgia Southern	25 (3)	3-0	Hyde	Spingola	Gonzalez	Smith	Murray	Justus	Innis	Gold	Pabst
4/9	Savannah State	26 (1)	1-0	Spingola	Hyde	Gonzalez	Smith	Murray	Justus	Peurifoy	Barzilli	Pabst
4/11	Florida State	23 (2)	1-1	Spingola	Hyde	Gonzalez	Smith	Murray	Justus	Innis	Gold	Pabst
4/12	Florida State	22 (2)	1-1	Spingola	Hyde	Gonzalez	Smith	Murray	Justus	Innis	Gold	Earnest
4/13	Florida State	27 (1)	0-1	Hyde	Spingola	Gonzalez	Smith	Murray	Justus	Peurifoy	Gold	Pabst
4/15	Georgia	28 (1)	1-0	Hyde	Spingola	Gonzalez	Smith	Murray	Justus	Gold	Peurifoy	Earnest
4/18	at Maryland	23 (3)	1-2	Spingola	Hyde	Gonzalez	Smith	Murray	Justus	Innis	Gold	Pabst
4/19	at Maryland	20 (3)	1-2	Spingola	Hyde	Gonzalez	Smith	Murray	Justus	Innis	Barzilli	Earnest
4/20	at Maryland	29 (1)	1-0	Hyde	Spingola	Gonzalez	Smith	Murray	Peurifoy	Justus	Gold	Pabst
4/23	Mercer	22 (3)	1-2	Spingola	Hyde	Gonzalez	Smith	Murray	Justus	Innis	Gold	Earnest
4/25	at NC State	27 (2)	1-1	Hyde	Spingola	Gonzalez	Smith	Murray	Justus	Peurifoy	Gold	Pabst
4/26	at NC State	30 (1)	0-1	Hyde	Spingola	Gonzalez	Smith	Murray	Justus	Peurifoy	Gold	Earnest
4/27	at NC State	23 (4)	1-3	Spingola	Hyde	Gonzalez	Smith	Murray	Justus	Innis	Gold	Pabst
5/2	Virginia Tech	27 (3)	2-1	Hyde	Spingola	Gonzalez	Smith	Murray	Justus	Peurifoy	Gold	Pabst
5/3	Virginia Tech	31 (1)	1-0	Spingola	Hyde	Gonzalez	Murray	Justus	Gold	Peurifoy	Barzilli	Earnest
5/4	Virginia Tech	32 (1)	0-1	Hyde	Spingola	Gonzalez	Smith	Murray	Justus	Gold	Peurifoy	Pabst
5/6	North Florida	33 (1)	1-0	Spingola	Hyde	Gonzalez	Smith	Murray	Justus	Gold	Peurifoy	Earnest
5/9	at Virginia	32 (2)	0-2	Hyde	Spingola	Gonzalez	Smith	Murray	Justus	Gold	Peurifoy	Pabst
5/10	at Virginia	33 (2)	1-1	Spingola	Hyde	Gonzalez	Smith	Murray	Justus	Gold	Peurifoy	Earnest
5/11	at Virginia	34 (1)	0-1	Hyde	Spingola	Gonzalez	Smith	Murray	Justus	Gold	Barzilli	Pabst
5/13	vs Georgia (Turner Field)	35 (1)	1-0	Spingola	Hyde	Gonzalez	Smith	Murray	Justus	Peurifoy	Barzilli	Earnest
5/15	South Florida	26 (2)	1-1	Spingola	Hyde	Gonzalez	Smith	Murray	Justus	Peurifoy	Barzilli	Pabst
5/16	South Florida	36 (1)	1-0	Spingola	Hyde	Gonzalez	Smith	Murray	Justus	Peurifoy	Gold	Earnest
5/17	South Florida	26 (3)	2-1	Spingola	Hyde	Gonzalez	Smith	Murray	Justus	Peurifoy	Barzilli	Pabst
5/20	vs. Wake Forest @	36 (2)	2-0	Spingola	Hyde	Gonzalez	Smith	Murray	Justus	Peurifoy	Gold	Earnest
5/21	vs. Miami @	27 (4)	3-1	Hyde	Spingola	Gonzalez	Smith	Murray	Justus	Peurifoy	Gold	Pabst
5/22	vs. Duke @	27 (5)	3-2	Spingola	Hyde	Gonzalez	Smith	Murray	Justus	Peurifoy	Gold	Pabst
5/23	vs. Clemson @	33 (3)	2-1	Spingola	Hyde	Gonzalez	Smith	Murray	Justus	Gold	Peurifoy	Earnest
5/25	vs. Maryland @	28 (2)	2-0	Hyde	Spingola	Gonzalez	Smith	Murray	Justus	Gold	Peurifoy	Earnest

# - Battle In Midtown (Russ Chandler Stadium)

@ - ACC Tournament (Greensboro, N.C.)



## 2014 Game Results

Date	Opponent	W-L	Score	Att.	GT Pitcher	Opp. Pitcher	Record	Notes
2/14	Old Dominion #	W	6-5	1021	Isaacs (1-0)	Ali (0-1)	1-0	Tech scored twice in the 7th to rally for the win ... Isaacs pitched 3.1 shutout for the win in relief
2/15	Radford #	L	1-3	1123	Ryan (0-1)	Nelson (1-0)	1-1	The Jackets were limited to 2 hits in dropping the middle game of the Battle In Midtown
2/16	VCU #	L	3-5	1167	Hedding (0-1)	Blanchard (1-0)	1-2	Tech let early leads of 1-0 and 2-1 slip ... Two Jacket errors led to four unearned VCU runs
2/19	at Georgia Southern	L	3-4	3213	Ryan (0-2)	Richman (2-0)	1-3	Southern scored four straight after Tech took 1-0 lead in 2nd ... Gold: 3-for-4, two doubles, RBI
2/21	UNC Greensboro	W	7-3	995	King (1-0)	Clark (0-1)	2-3	King went five shutout innings and allowed just one hit ... Smith was 3-for-3 with a homer and 4 RBI
2/22	UNC Greensboro	W	7-0	1267	Isaacs (2-0)	Pavse (0-1)	3-3	Tech broke up a 1-0 game with a six-run eighth inning ... Pitts threw a three-hit shutout over 5.0 innings
2/23	UNC Greensboro	W	12-3	986	Hedding (1-1)	Gilliam (0-1)	4-3	Tech broke a scoreless game with seven-run fourth inning ... Jackets pounded out 18 hits, 10 for extra bases
2/25	Kennesaw State	L (12)	5-3	907	Isaacs (2-1)	Ward (1-0)	4-4	Innis RBI squeeze bunt tied game in 9th and Peurifoy RBI double tied game again in 11th
2/28	Bowling Green	W	3-2	878	King (2-0)	Apthorpe (1-2)	5-4	Gonzalez's two-run single in the 3rd was the difference... King pitched career-long 7.1 innings to get the win
3/1	Bowling Green	W	8-3	983	Pitts (1-0)	Frank (0-1)	6-4	Barzilli's two-run single in the 3rd put Tech up for good... Pitts went 5.0 inning to earn first win
3/2	Bowling Green	W	8-5	1222	Grimes (1-0)	Lacinak (0-1)	7-4	Hyde's three-run triple in the 2nd gave Tech the lead for good... Grimes 4.2 IP scoreless relief for first win
3/4	at Georgia	L	0-1	1822	Cheek (2-2)	Shelton (0-1)	7-5	Georgia hit a walk-off single with two outs in the bottom of the 9th... Cruz: 5.0 scoreless IP in 2nd career start
3/7	Wake Forest	L	2-9	889	Fischer (1-1)	Roberts (0-1)	7-6	Wake scored the game's final seven runs, including a six-run sixth inning that broke a 2-2 tie
3/8	Wake Forest	L	8-12	1808	Fossas (4-1)	Cruz (0-1)	7-7	Tech led 6-5 in the 6th, and scored in the 7th for a 7-7 tie, but Wake blew the game open with a 5-run 8th
3/9	Wake Forest	W	5-1	1151	Grimes (2-0)	Kaden (1-1)	8-7	Grimes pitched five strong innings to get second-straight Sunday win... Smith, Barzilli and Innis each had 2 hits
3/11	Western Carolina	W	7-5	1021	Stanton (1-0)	Sammons (3-1)	9-7	Tech rallied with a 5-run second after WCU scored 4 in 1st... Stanton 4.1 IP relief, 1 H, 0 R, 5 K... Clay 5 K (save)
3/14	#22 Miami	L	8-10	1309	Isaacs (2-2)	Garcia (1-0)	9-8	Tech tied the game three different times, but Miami scored twice in the ninth
3/15	#22 Miami-1	W	13-7	1961	Clay (1-0)	Salas (1-3)	10-8	Spingola was 4-for-4 with 3 R and 3 RBI; Tech rallied with seven in the 8th after trailing 6-0 in third
	#22 Miami-2	W (10)	3-2	1961	Isaacs (2-2)	Garcia (1-1)	11-8	Justus hit a walk-off single with one out in 10th; Roberts and Isaacs each pitched two scoreless innings of relief
3/18	at Kennesaw State	W	8-7	848	Clay (2-0)	McCalvin (2-2)	12-8	Gonzalez scored on a balk in the ninth to break the 7-7 tie... Tech led 5-1 in the 6th... Smith was 3-for-3
3/19	at Georgia State	W	9-4	368	Parr (1-0)	McClure (1-2)	13-8	Jackets trailed 2-0 until a 5-run sixth inning... Parr: 1st career start, win, 5.0 IP, 2 R, 3 H, 0 BB, 4 K
3/21	at #13 North Carolina	L (11)	2-3	1249	Isaacs (3-3)	Hovis (4-1)	13-9	Hyde's sac fly tied the game in the 8th, but UNC's Wood Myers hit a walk-off single in the 11th
3/22	at #13 North Carolina	W (13)	6-5	1384	Isaacs (4-3)	Paulo (1-2)	14-9	Justus' RBI single in the 13th put Tech up for good; Four Tech relievers held UNC to 2 runs over final 8 innings
	at #13 North Carolina	W	9-1	2079	Grimes (3-0)	Gallen (2-2)	15-9	Tech scored game's final 9 runs after trailing 1-0 in first... Grimes went 7.0 innings, with 1 runs at 3 K to get win
3/25	Mercer	L	1-4	1062	Parr (1-1)	Askew (2-3)	15-10	Mercer scored the game's final three runs after breaking 1-1 tie in fifth... Parr: 5.0 IP, 4 H, 2 R, 1 ER, 5 K
3/28	at Pittsburgh	L (13)	3-4	227	Isaacs (4-4)	Danielczyk (3-0)	15-11	Tech played its fourth extra-inning game in the last five ACC games... Tech left 14 runners on base, 10 RISP
3/29	at Pittsburgh	L	0-5	141	Stanton (1-1)	Harvey (2-1)	15-12	Stanton pitched well (4.1 IP, 5 H, 2 R, 4 K), but Tech was blanked for second time this season
3/30	at Pittsburgh	L	2-4	113	Grimes (3-1)	Wotherspoon (3-3)	15-13	Innis had two of Tech's eight hits and scored, but Tech was swept on the road
4/2	Georgia State	W	7-3	1101	Parr (2-1)	McClure (2-4)	16-13	A.J. Murray hit a first-inning grand slam to support 5.2 strong innings from Ben Parr, who allowed 5 hits and 0 runs
4/4	Duke	W	7-4	1077	Gorst (1-0)	Van Orden (2-3)	17-13	Tech scored the game's final seven runs after trailing 4-0 in 3rd... Spingola homered and scored twice
4/5	Duke	W	5-1	1566	Stanton (2-1)	Istler (3-4)	18-13	A.J. Murray was 3-for-4 with two doubles and three RBI... Stanton: 6.0 IP, 3 H, 0 R, 4 K
4/6	Duke	W	1-0	1081	Grimes (4-1)	Matuella (0-1)	19-13	Daniel Spingola's RBI single in 6th was game's only run... Grimes: 6.0 IP, 5 H, 0 R, 3 K
4/8	Georgia Southern	W	13-2	1288	Parr (3-1)	Middour (1-2)	20-13	Jackets hit two homers and pounded out 16 hits... Parr: 6.0 IP, 7 H, 1 R, 1 BB, career-high 9 K
4/9	Savannah State	W	12-1	1020	Ryan (1-2)	McCrane (0-5)	21-13	Tech pounded out 18 hits, including 6 for extra bases in the rout... Ryan: 5.0 IP, 4 H, 1 R, 1 BB, career-high 7 K
4/11	#2 Florida State	W	5-3	2681	Hedding (2-1)	Weaver (5-3)	22-13	Tech scored all five runs in first inning... Hedding took no-hitter into 6th (5.0 IP, 2 H, 2 R, 1 BB, 5 K)
4/12	#2 Florida State	W	12-4	3204	Stanton (3-1)	Compton (3-1)	23-13	Spingola three hits, two RBI, three runs... Stanton: 6.0 IP, 5 H, 0 R, 1 BB, 5 K... Tech led 12-0 in 7th
4/13	#2 Florida State	L	4-5	3288	Clay (2-1)	Silva (2-0)	23-14	Tech scored all four runs in first and came within four outs of sweeping the #1/2 Seminoles
4/15	Georgia	W	4-1	1565	Parr (4-1)	Boling (3-3)	24-14	Tech evened the series with UGA thanks to Parr (6.0 IP, 4 H, 0 R, 7 K) and three first-inning runs
4/18	at Maryland	L	2-7	569	Hedding (2-2)	Stinnett (4-5)	24-15	Hedding turned a 2-1 lead over the 'pen in the seventh... Maryland scored six times in final two innings
4/19	at Maryland	L	1-4	641	Stanton (3-2)	Shawaryn (7-2)	24-16	The Jackets were held to seven hits and gave Stanton just a run of support
4/20	at Maryland	W (12)	13-6	411	Isaacs (5-4)	Ruse (4-2)	25-16	Isaacs pitched 4.2 innings of shutout relief and the Jackets scored seven times in the 12th to avoid a sweep
4/23	Mercer	L (10)	3-4	511	Isaacs (5-5)	Kouritis (4-0)	25-17	Tech scored in the ninth to force extras and Mercer pulled ahead with 2-out RBI double in 10th
4/25	at NC State	W	1-0	783	Hedding (3-2)	Rodon (3-7)	26-17	Gonzalez was 3-for-4 and RBI single in the 6th was the winner... Hedding and Clay combine for three-hit shutout
4/26	at NC State	L	0-1	1137	Stanton (3-3)	Olczak (1-1)	26-18	Stanton allowed just a run in six strong innings but Tech left 11 runners on base in a 1-0 loss
4/27	at NC State	L	1-7	1386	Grimes (4-2)	O'Donnell (2-0)	26-19	NC State scored 7 runs in the first two innings and cruised to the series win
5/2	Virginia Tech	W (11)	7-6	1088	Isaacs (6-5)	McGarity (0-4)	27-19	Gonzalez hit a walk-off single in the 11th... Isaacs allowed one run in five innings of relief to earn sixth win
5/3	Virginia Tech	W	3-1	1207	Stanton (4-3)	Markey (2-7)	28-19	Justus broke a 1-1 tie with RBI single in sixth... Stanton set career-high with seven innings (6 H, 1 R, 2 BB, 5 K)
5/4	Virginia Tech	L	6-7	2848	Parr (4-2)	Scheetz (4-1)	28-20	Tech's late rally fell short as Jackets were unable to over deficits of 4-0 in first, 5-2 in sixth and 7-4 in seventh
5/6	North Florida	W	9-6	764	Clay (3-1)	Miller (0-2)	29-20	Earnest homered, doubled and matched career-high with four RBI... Murray drove in Tech's first 3 runs
5/9	at Virginia	L	3-4	4040	Hedding (3-3)	Young (1-0)	29-21	Virginia scored twice in the 7th to take the lead after Tech's three-run fifth put them ahead
5/10	at Virginia	L (11)	3-4	4179	Roberts (0-2)	Mayberry (5-1)	29-22	Tech led 1-0 in the 1st, 2-1 in the 8th and 3-2 in the 9th before Virginia walked off with a win in the 11th
5/11	at Virginia	L	1-3	4698	Parr (4-3)	Waddell (7-2)	29-23	Elliott Barzilli's fifth-inning homer made it a 2-1 game, but Tech was limited to just five hits in the game
5/13	vs Georgia (Turner Field)	W	2-0	21310	Grimes (5-2)	Holder (0-1)	30-23	Grimes pitched a seven-inning shutout with four hits and Tech scored on wild pitches in the seventh and eighth
5/15	South Florida	L	0-8	945	Hedding (3-4)	Herget (7-6)	30-24	Smith had three hits, but Tech was blanked at home
5/16	South Florida	W	3-0	1020	Stanton (5-3)	Mulholland (4-2)	31-24	Spingola was 3-for-4 with a home run... Stanton (5.0 IP) and Clay (4.0 IP) combined for Tech's fifth shutout win
5/17	South Florida	W	12-5	1147	Parr (5-3)	Peterson (3-4)	32-24	On Senior Day, Hyde was 3-for-5 with a homer, double, two RBI and three RBI... Parr: 6.0 IP, 4 H, 1 R, 0 BB, 6 K
5/20	vs. Wake Forest @	W	5-3	2215	Clay (4-1)	Fischer (4-7)	33-24	Tech scored all five runs with two outs in second inning... Clay fired three scoreless relief innings to get win
5/21	vs. #16 Miami @	W	6-3	2469	Hedding (4-4)	Hammond (5-1)	34-24	Jackets rallied with 5 unanswered runs over final 3 innings... Gold's two-run single in eighth gave Tech lead for good
5/22	vs. Duke @	L	0-6	2582	Parr (5-4)	Van Orden (6-5)	34-25	Duke hit three homers in support of Van Orden's complete-game, five-hit shutout
5/23	vs. Clemson @	W	3-0	2859	Isaacs (7-5)	Schmidt (5-7)	35-25	Smith RBI single in 5th... Hyde 2-run HR in 9th... Isaacs (5.0 IP) and Clay (4.0 IP) combined for 4-hit shutout
5/25	vs. Maryland @	W	9-4	4186	Roberts (1-2)	Mooney (1-2)	36-25	Tech scored six unanswered runs over last three innings... Gonzalez 4-for-5, 2 doubles... Murray 3-for-4, 3 RBI

# - Battle In Midtown (Russ Chandler Stadium)

@ - ACC Tournament (Greensboro, N.C.)

# 2014 Overall Statistics

RECORD: 36-25 HOME: 25-11 AWAY: 6-13 NEUTRAL: 5-1 ACC: 14-16

## BATTING

Player	AVG	GP	GS	AB	R	H	2B	3B	HR	RBI	TB	SLG%	BB	HBP	SO	GDP	OB%	SF	SH	SB	ATT	PO	A	E	FLD%
Daniel Spingola	.328	61	59	244	43	80	8	8	3	36	113	.463	20	6	39	1	.393	0	5	15	16	135	3	3	.979
Matt Gonzalez	.314	61	61	242	33	76	19	1	1	35	100	.413	20	2	52	5	.360	8	6	9	17	111	15	7	.947
Thomas Smith	.304	58	58	217	35	66	10	1	2	35	84	.387	25	9	29	6	.397	1	9	5	9	470	46	2	.996
Mott Hyde	.289	60	60	235	40	68	12	3	4	35	98	.417	26	10	50	2	.375	6	5	10	12	117	198	11	.966
Ryan Peurifoy	.286	47	41	133	18	38	7	2	0	11	49	.368	10	0	26	4	.329	3	9	2	3	86	6	2	.979
A.J. Murray	.284	59	57	215	29	61	16	2	4	32	93	.433	21	9	51	2	.370	1	0	7	11	85	6	2	.978
Connor Justus	.265	53	52	200	27	53	6	1	2	29	67	.335	20	6	42	5	.350	0	4	1	7	89	137	8	.966
Keenan Innis	.248	40	23	101	15	25	3	0	0	10	28	.277	14	2	15	1	.350	0	2	1	1	45	4	2	.961
Brandon Gold	.244	51	47	172	27	42	12	0	0	16	54	.314	19	1	43	5	.318	3	3	0	0	37	82	5	.960
Elliott Barzilli	.234	34	26	111	12	26	6	0	2	11	38	.342	4	0	19	2	.261	0	1	0	1	25	54	6	.929
Arden Pabst	.230	42	36	113	17	26	3	1	1	17	34	.301	13	6	24	1	.338	1	7	1	1	266	34	3	.990
Eric Knox	.462	12	0	13	1	6	1	0	0	1	7	.538	0	0	2	0	.462	0	0	0	0	2	0	2	.500
Jonathan Roberts	.333	2	0	3	1	1	0	0	0	0	1	.333	0	0	2	0	.333	0	0	0	0	3	3	0	1.000
Mitch Earnest	.198	33	25	86	9	17	3	1	2	18	28	.326	7	2	18	1	.268	2	1	0	1	174	33	2	.990
Grant Wruble	.172	16	4	29	3	5	1	0	0	0	6	.207	1	0	7	2	.200	0	0	2	2	10	1	1	.917
DeAndre Smelter	.000	1	0	0	0	0	0	0	0	0	0	.000	0	0	0	0	.000	0	0	0	0	0	0	0	.000
Alex Cruz	.000	1	0	0	0	0	0	0	0	0	0	.000	0	0	0	0	.000	0	0	0	0	3	5	0	1.000
Totals	.279	61	61	2114	310	590	107	20	21	286	800	.378	200	53	419	37	.352	25	52	53	81	1680	692	65	.973
Opponents	.251	61	61	2064	235	519	83	4	23	206	679	.329	255	50	459	62	.346	14	41	37	60	1640	687	79	.967

LOB - Team (494), Opp (510). DPs turned - Team (73), Opp (47). CI - Team (1), Pabst, A 1. IBB - Team (8), Murray, A 3, Spingola, D 2, Gonzalez, M 2, Peurifoy, R 1, Opp (13). Picked off - Peurifoy, R 3, Gold, B 2, Spingola, D 2, Pabst, A 1, Barzilli, E 1, Innis, K 1, Gonzalez, M 1.

## PITCHING

Player	ERA	W	L	APP	GS	CG	SHO	CBO	SV	IP	H	R	ER	BB	SO	2B	3B	HR	AB	B/Avg	WP	HBP	BK	SFA	SHA
Sam Clay	1.33	4	1	30	0	0	0	5	8	54.1	35	8	8	28	63	1	0	0	185	.189	4	5	0	1	2
Dusty Isaacs	1.81	7	5	28	1	0	0	2	7	59.2	46	17	12	20	52	7	0	1	201	.229	3	6	0	5	9
Devin Stanton	2.27	5	3	17	11	0	0	1	0	71.1	62	18	18	21	54	11	0	5	258	.240	5	9	0	1	10
Ben Parr	2.74	5	4	17	10	0	0	0	0	62.1	64	21	19	18	49	10	0	3	243	.263	4	4	1	0	4
Josh Hedding	3.64	4	4	15	13	0	0	1	0	76.2	74	42	31	29	58	16	1	3	291	.254	4	10	0	2	5
Matthew Grimes	4.22	5	2	15	11	0	0	2	0	59.2	69	29	28	29	31	13	2	2	234	.295	7	2	0	0	1
Joe Wiseman	0.00	0	0	4	0	0	0	0	0	3.1	3	0	0	1	4	0	0	0	11	.273	1	5	0	0	0
DeAndre Smelter	0.00	0	0	2	0	0	0	0	0	2.0	1	0	0	0	0	0	0	0	5	.200	0	0	0	0	1
Jonathan King	1.96	2	0	4	4	0	0	0	0	18.1	13	5	4	7	12	2	0	1	64	.203	0	2	0	0	0
Alex Cruz	2.30	0	1	6	1	0	0	0	1	15.2	14	5	4	2	16	2	0	0	54	.259	2	0	0	0	2
Cole Pitts	3.18	1	0	4	4	0	0	1	0	17.0	16	6	6	9	16	3	0	1	67	.239	0	1	0	0	1
Jonathan Roberts	4.13	1	2	25	0	0	0	2	1	32.2	26	15	15	23	26	3	0	2	113	.230	2	3	0	1	2
Zac Ryan	4.30	1	2	15	4	0	0	0	1	29.1	34	19	14	16	28	5	0	2	114	.298	6	0	1	2	2
Ben Schniederjans	5.14	0	0	12	0	0	0	0	0	14.0	14	9	8	7	11	4	0	0	52	.269	0	0	0	0	1
Tanner Shelton	5.74	0	1	15	2	0	0	1	0	15.2	18	15	10	13	14	4	0	1	61	.295	1	2	1	1	1
Matthew Gorst	7.59	1	0	15	0	0	0	0	0	21.1	20	18	18	22	16	2	1	1	82	.244	3	1	0	1	0
Matt Phillips	10.80	0	0	8	0	0	0	0	0	6.2	10	8	8	10	9	0	0	1	29	.345	2	0	0	0	0
Totals	3.26	36	25	61	61	0	6	6	18	560.0	519	235	203	255	459	83	4	23	2064	.251	44	50	3	14	41
Opponents	4.25	25	36	61	61	6	5	4	11	546.2	590	310	258	200	419	107	20	21	2114	.279	53	53	5	25	52

PB - Team (15), Pabst, A 9, Earnest, M 6, Opp (12). Pickoffs - Team (4), Earnest, M 2, Ryan, Z 1, Pabst, A 1, Opp (11). SBA/ATT - Pabst, A (20-32), Earnest, M (17-27), Hedding, J (7-10), Stanton, D (6-9), Isaacs, D (3-6), Roberts, J (3-6), Pitts, C (3-4), Ryan, Z (4-4), Gorst, M (3-4), Shelton, T (2-3), Cruz, A (0-3), Parr, B (3-3), King, J (1-2), Phillips, M (1-2), Smelter, D (1-2), Grimes, M (0-2).

# 2014 Conference Statistics

RECORD: 14-16 HOME: 10-5 AWAY: 4-11 NEUTRAL: 0-0

## BATTING

Player	AVG	GP	GS	AB	R	H	2B	3B	HR	RBI	TB	SLG%	BB	HBP	SO	GDP	OB%	SF	SH	SB	ATT	PO	A	E	FLD%
Daniel Spingola	.336	30	30	128	22	43	3	5	1	20	59	.461	9	5	25	0	.401	0	2	8	8	73	2	3	.962
Matt Hyde	.319	30	30	116	19	37	5	1	0	19	44	.379	17	4	30	0	.408	5	5	7	9	67	96	4	.976
A.J. Murray	.280	29	28	107	13	30	9	1	1	12	44	.411	12	7	23	1	.389	0	0	5	6	43	3	1	.979
Keenan Innis	.274	24	14	62	9	17	3	0	0	6	20	.323	8	1	8	1	.366	0	0	1	1	26	3	1	.967
Matt Gonzalez	.268	30	30	123	12	33	4	0	1	15	40	.325	9	2	29	3	.321	3	3	2	8	62	6	3	.958
Thomas Smith	.260	27	27	104	13	27	4	0	0	14	31	.298	13	4	15	2	.361	1	3	5	6	210	21	1	.996
Connor Justus	.233	30	30	120	14	28	3	1	0	10	33	.275	8	5	25	4	.308	0	2	1	5	50	82	2	.985
Brandon Gold	.221	22	22	77	14	17	5	0	0	8	22	.286	11	0	23	3	.315	1	2	0	0	22	32	2	.964
Arden Pabst	.219	22	20	64	7	14	2	0	1	10	19	.297	11	1	15	0	.338	1	3	1	1	147	21	2	.988
Elliott Barzilli	.250	15	11	52	4	13	4	0	1	4	20	.385	1	0	10	0	.264	0	1	0	1	10	22	3	.914
Mitch Earnest	.206	13	10	34	1	7	1	0	1	6	11	.324	4	1	9	1	.308	0	0	0	0	68	18	1	.989
Ryan Peurifoy	.176	20	16	51	6	9	0	0	0	3	9	.176	3	0	15	2	.218	1	4	0	0	45	2	1	.979
Grant Wruble	.125	8	2	16	2	2	1	0	0	0	3	.188	1	0	5	1	.176	0	0	1	1	1	0	0	1.000
Eric Knox	.000	3	0	2	0	0	0	0	0	0	0	.000	0	0	0	0	.000	0	0	0	0	0	0	0	.000
<b>Totals</b>	<b>.262</b>	<b>30</b>	<b>30</b>	<b>1056</b>	<b>136</b>	<b>277</b>	<b>44</b>	<b>8</b>	<b>6</b>	<b>127</b>	<b>355</b>	<b>.336</b>	<b>107</b>	<b>30</b>	<b>232</b>	<b>18</b>	<b>.344</b>	<b>12</b>	<b>25</b>	<b>31</b>	<b>46</b>	<b>835</b>	<b>348</b>	<b>30</b>	<b>.975</b>
<b>Opponents</b>	<b>.262</b>	<b>30</b>	<b>30</b>	<b>1013</b>	<b>130</b>	<b>265</b>	<b>44</b>	<b>3</b>	<b>11</b>	<b>116</b>	<b>348</b>	<b>.344</b>	<b>150</b>	<b>28</b>	<b>221</b>	<b>32</b>	<b>.368</b>	<b>12</b>	<b>26</b>	<b>18</b>	<b>31</b>	<b>836</b>	<b>348</b>	<b>40</b>	<b>.967</b>

LOB - Team (258), Opp (265). DPs turned - Team (37), Opp (23). CI - Team (1), Pabst, A 1. IBB - Team (7), Murray, A 3, Gonzalez, M 2, Spingola, D 1, Peurifoy, R 1, Opp (9). Picked off - Spingola, D 1, Gonzalez, M 1, Gold, B 1, Innis, K 1.

## PITCHING

Player	ERA	W	L	APP	GS	CG	SHO	CBO	SV	IP	H	R	ER	BB	SO	2B	3B	HR	AB	B/Avg	WP	HBP	BK	SFA	SHA
Sam Clay	2.03	1	1	18	0	0	0	2	4	31.0	17	7	7	22	35	1	0	0	101	.168	3	4	0	1	2
Devin Stanton	2.30	3	3	10	9	0	0	0	0	54.2	48	14	14	19	41	10	0	4	193	.249	4	9	0	1	9
Dusty Isaacs	2.50	4	3	14	0	0	0	0	2	36.0	32	13	10	12	33	5	0	1	122	.262	1	3	0	5	8
Josh Heddinger	3.53	2	2	10	8	0	0	1	0	51.0	44	27	20	21	39	9	0	2	185	.238	3	7	0	2	4
Matthew Grimes	5.29	3	2	8	8	0	0	1	0	34.0	47	21	20	18	18	10	2	1	138	.341	3	1	0	0	1
Ben Schniederjans	0.00	0	0	4	0	0	0	0	0	6.2	3	1	0	2	7	0	0	0	22	.136	0	0	0	0	0
Jonathan King	0.00	0	0	1	1	0	0	0	0	2.0	0	0	0	3	2	0	0	0	6	.000	0	0	0	0	0
Joe Wiseman	0.00	0	0	2	0	0	0	0	0	1.0	1	0	0	0	1	0	0	0	3	.333	0	2	0	0	0
Matt Phillips	0.00	0	0	1	0	0	0	0	0	1.0	1	0	0	1	1	0	0	0	4	.250	1	0	0	0	0
Jonathan Roberts	3.93	0	2	12	0	0	0	1	0	18.1	16	8	8	16	12	2	0	1	64	.250	0	0	0	1	1
Ben Parr	5.14	0	2	4	2	0	0	0	0	14.0	18	8	8	3	7	2	0	0	58	.310	1	1	1	0	0
Zac Ryan	5.59	0	0	6	1	0	0	0	1	9.2	11	9	6	10	7	1	0	1	36	.306	2	0	1	1	1
Matthew Gorst	6.75	1	0	9	0	0	0	0	0	14.2	14	11	11	16	10	1	1	1	56	.250	2	0	0	1	0
Cole Pitts	13.50	0	0	1	1	0	0	0	0	2.0	2	3	3	5	3	1	0	0	7	.286	0	0	0	0	0
Tanner Shelton	18.00	0	0	5	0	0	0	0	0	2.0	7	4	4	2	4	1	0	0	13	.538	1	1	0	0	0
Alex Cruz	99.00	0	1	1	0	0	0	0	0	0.1	4	4	4	0	1	1	0	0	5	.800	2	0	0	0	0
<b>Totals</b>	<b>3.72</b>	<b>14</b>	<b>16</b>	<b>30</b>	<b>30</b>	<b>0</b>	<b>2</b>	<b>2</b>	<b>7</b>	<b>278.1</b>	<b>265</b>	<b>130</b>	<b>115</b>	<b>150</b>	<b>221</b>	<b>44</b>	<b>3</b>	<b>11</b>	<b>1013</b>	<b>.262</b>	<b>23</b>	<b>28</b>	<b>2</b>	<b>12</b>	<b>26</b>
<b>Opponents</b>	<b>3.58</b>	<b>16</b>	<b>14</b>	<b>30</b>	<b>30</b>	<b>5</b>	<b>2</b>	<b>2</b>	<b>7</b>	<b>278.2</b>	<b>277</b>	<b>136</b>	<b>111</b>	<b>107</b>	<b>232</b>	<b>44</b>	<b>8</b>	<b>6</b>	<b>1056</b>	<b>.262</b>	<b>25</b>	<b>30</b>	<b>1</b>	<b>12</b>	<b>25</b>

PB - Team (6), Pabst, A 5, Earnest, M 1, Opp (5). Pickoffs - Team (3), Earnest, M 2, Ryan, Z 1, Opp (4). SBA/ATT - Earnest, M (10-16), Pabst, A (8-14), Stanton, D (6-9), Heddinger, J (4-7), Roberts, J (3-5), Isaacs, D (1-3), Grimes, M (0-2), Gorst, M (1-2), Pitts, C (1-1), Ryan, Z (1-1), Shelton, T (1-1).



## Head Coach Danny Hall

Having spent his entire coaching career involved with winning programs, Danny Hall's tenure at Georgia Tech has been his most successful, as he is the all-time winningest baseball coach in Yellow Jacket history with 854 victories at the school. He has led Tech to the NCAA Tournament on 18 occasions and guided the Yellow Jackets to the College World Series in 1994, 2002 and 2006, the only head coach in the program's storied history to reach the promised land of Omaha.

The 2014 season represents Hall's 21st on the Flats and his 27th as a college head coach. He stands 12th among active Division-I coaches in winning percentage (.672), and is 14th among active coaches in number of victories (1,062).

Hall became Georgia Tech's winningest coach in 2005 with his 505th win, and his Tech teams have posted an 854-402-1 (.680) record in 20 years. His 26-year head coaching record, which includes six seasons at Kent State, stands at 1,062-519-1 (.672). Hall has also led the Yellow Jackets to a 329-197-1 (.625) record in ACC regular season games.

A winner in every sense of the word, Hall has been coaching college baseball for 36 years (as both an assistant and head coach) and has never been associated with a program under .500 for a season. He has been part of 1,499 victories and seven trips to the College World Series.

Prior to the 2012 season, Georgia Tech reaffirmed its commitment to Hall with a five-year contract extension through the 2016 season.

Each of Hall's Tech teams has been powered by a potent offense, leading or finishing second in the ACC in batting or run production in 12 of his 20 years as the Yellow Jackets' head coach. Entering 2014, Tech is one of just five teams nationally to hit 48 or more home runs in each of the last three seasons and one of just seven teams nationally to post a slugging percentage of .430 or better in each of the last three years.

Hall's players have earned 96 All-ACC honors in his 20 years, while 32 different players have garnered a total of 88 All-America honors since 1994. He has coached two National Players of the Year, two National Freshmen of the Year, one ACC Player of the Year, one ACC Pitcher of the Year and three ACC Rookies of the Year.

In addition to the three College World Series appearances and 18 NCAA berths under Hall, the Yellow Jackets have claimed four Atlantic Coast Conference tournament titles (2000, 2003, 2005, 2012) and won the ACC regular season four times (2000, 2004, 2005, 2011).

Since Hall's arrival at Georgia Tech in 1994, a staggering 106 Yellow Jackets have been selected in the Major League Baseball Draft a total of 120 times – that includes a school-record 10 draft picks in 2005 and 2007 and a record five top-10 round picks in 2013. Thirteen of his student-athletes have been selected in either the first or supplemental round, while he has coached 52 players that have been taken in the first 10 rounds of the MLB draft. Out of high school, 47 have been drafted, but chose instead to play for Hall.

Hall's no-nonsense, professional approach has given his players the fundamentals they need to be successful after leaving Georgia Tech. That is indicated in the number of his former players that have excelled on the Major League level, headlined by Mark Teixeira of the New York Yankees and Matt Wieters of the Baltimore Orioles, and former players Nomar Garciaparra, Jason Varitek and Jay Payton.

The success of Hall's former players in professional baseball is molded by their accomplishments at Tech, as his Yellow Jacket teams have advanced to 18 NCAA Regionals in his 20 years at the school. Georgia Tech has posted 45 NCAA tournament victories since his arrival in 1994, winning Regionals in 1994, 2000, 2002, 2004, 2005 and 2006 and Super Regionals in 2002 and 2006. The Yellow Jackets have finished .500 or better in ACC play in all but one year since his arrival, and have finished third or better in the league in 11 of his 20 seasons. Georgia Tech has been ranked No. 1 in the country six times for a total of 22 weeks under Hall.

Hall's teams have been equally successful in the classroom, as 160+ student-athletes have been named to the ACC Honor Roll (with a 3.0 or higher grade point average) and nine have earned Academic All-America honors on 13 occasions.

Hall was selected to the Miami (Ohio) Athletics Hall of Fame in 1998 and the Kent State Athletics Hall of Fame in 2005 and was inducted into the Miami Cradle of Coaches in 2007. He is married to the former Kara Zufall and has three sons, Danny III, Carter and Colin.



## DANNY HALL FILE

**Full Name:** Danny Jarrell Hall, II  
**Birthdate:** November 27, 1954  
**Education:** Bachelor's degree from Miami (Ohio), 1977; Master of administration degree from Miami (Ohio), 1979.  
**Playing Experience:** Four-year letterwinner at Miami (1974-77); All-Mid-American Conference (1976-77); Team Co-Captain (1976-77); Led Miami to NCAA Regional Tournaments in 1974, 1977; Ninth-round draft choice by Oakland Athletics (1973)  
**Coaching Experience:** Graduate Assistant Coach at Miami (Ohio), 1977-79; Assistant Coach at Michigan, 1980-87; Head Coach at Kent State, 1987-93; Head Coach at Georgia Tech, 1994-Present

### KENT STATE HEAD COACH (1988-1993) • SIX YEARS: 208-117

Year	School	Overall	Pct.	Conf.	Pct.	Finish	Postseason
1988	Kent State	27-25-0	.519	14-18-0	.438	6th	
1989	Kent State	26-24-0	.520	10-17-0	.370	8th	
1990	Kent State	35-18-0	.660	17-10-0	.629	3rd	
1991	Kent State	34-22-0	.607	19-11-0	.633	2nd	
1992	Kent State	45-13-0	.776	24-7-0	.774	1st	MAC Champions, NCAA South II Regional
1993	Kent State	41-15-0	.732	22-10-0	.688	11st	MAC Co-Champions, NCAA South Regional

### GEORGIA TECH HEAD COACH (1994-Present) • 21st YEAR: 890-427-1 // 343-213-1 in ACC

\*ACC Coastal Division Finish

1994	Georgia Tech	50-17-0	.746	16-8-0	.667	T2nd	NCAA Midwest I Champions, College World Series Runner-up
1995	Georgia Tech	38-22-0	.633	16-8-0	.667	3rd	NCAA Midwest Regional
1996	Georgia Tech	40-24-0	.625	13-11-0	.542	T3rd	NCAA South II Regional Runner-up
1997	Georgia Tech	46-15-0	.752	19-4-0	.826	1st	ACC Regular Season champs, NCAA Midwest Regional
1998	Georgia Tech	41-22-0	.651	14-9-0	.609	2nd	NCAA Midwest Regional Runner-up
1999	Georgia Tech	38-20-0	.655	12-12-0	.500	5th	
2000	Georgia Tech	50-16-0	.758	18-6-0	.750	1st	ACC Regular Season & Tournament Champions, NCAA Super Regional
2001	Georgia Tech	41-20-0	.672	13-11-0	.542	4th	NCAA Athens Regional
2002	Georgia Tech	52-16-0	.765	14-9-0	.609	5th	NCAA Atlanta Regional & Super Regional Champs, College World Series
2003	Georgia Tech	44-18-0	.710	17-7-0	.708	2nd	ACC Tournament Champions, NCAA Atlanta Regional
2004	Georgia Tech	44-21-0	.677	18-5-0	.783	1st	ACC Regular Season Champions, NCAA Super Regional
2005	Georgia Tech	45-19-0	.703	22-8-0	.733	1st	ACC Regular Season & Tournament Champions, NCAA Atlanta Regional Champions, NCAA Atlanta Super Regional
2006	Georgia Tech	50-18-0	.735	19-11-0	.633	*3rd	NCAA Atlanta Regional & Super Regional Champs, College World Series
2007	Georgia Tech	32-25-0	.561	15-14-0	.517	*4th	
2008	Georgia Tech	41-21-0	.661	16-14-0	.533	*3rd	NCAA Athens Regional Runner-up
2009	Georgia Tech	38-19-1	.664	17-10-1	.625	*2nd	NCAA Atlanta Regional Runner-up
2010	Georgia Tech	47-15-0	.758	21-9-0	.700	*2nd	NCAA Atlanta Regional Runner-up
2011	Georgia Tech	42-21-0	.667	22-8-0	.733	*T1st	ACC Regular Season Co-Champion; NCAA Atlanta Regional Runner-Up
2012	Georgia Tech	38-26-0	.594	12-18-0	.400	*4th	ACC Tournament Champions; NCAA Gainesville Regional Runner-Up
2013	Georgia Tech	37-27-0	.578	15-15-0	.500	*4th	NCAA Nashville Regional Runner-up
2014	Georgia Tech	36-25-0	.590	14-16-0	.467	5th	ACC Tournament Champions; NCAA Oxford Regional

OVERALL RECORD AS A HEAD COACH, 27th YEAR: 1,098-544-1



## COACH OF THE YEAR AWARDS

2005	ACC Coach of the Year
2000	ACC Coach of the Year
1997	National Coach of the Year (Sporting News)
1997	ACC Coach of the Year
1994	ABCA District III Coach of the Year
1993	MAC Coach of the Year
1992	MAC Coach of the Year

## HALL OF FAME HONORS

2007	Inducted into Miami Cradle of Coaches Association
2005	Inducted into Kent State Athletic Hall of Fame
1998	Inducted into Miami (Ohio) Athletic Hall of Fame

## ORGANIZATIONS

2003-2004	President of the ABCA
2002-2003	Second Vice President of the ABCA
1993-2001	Division I Coaches Chairman of the ABCA

## MOST WINS IN COLLEGE BASEBALL SINCE 1994 -- ENTERING 2014

Team	Total	Avg.
Florida State	1013	50.7
Rice	932	46.6
Wichita State	931	46.6
LSU	912	45.6
Cal State Fullerton	901	45.1
Miami, Fla.	887	44.4
Clemson	887	44.4
South Carolina	873	43.7
North Carolina	871	43.6
<b>GEORGIA TECH</b>	<b>854</b>	<b>42.7</b>
Texas	849	42.5
Arizona State	842	42.1
Tulane	804	40.2
Stanford	804	40.2
Florida	801	40.1

## 2014 Roster Information

No.	Name	Pos.	B-T	Ht.	Wt.	Cl.	Hometown / High School
2	Grant Wruble *	"ruble"	C/OF	R/R	6-1	So.	Johns Creek, Ga./Chattahoochee
3	Matt Hyde ***	"hide"	SS/2B	R/R	5-11	Sr.	Calhoun, Ga./Calhoun
4	Zac Ryan		RHP/IF	R/R	6-1	Fr.	Valparaiso, Ind./Andrean
5	Keenan Innis		OF/RHP	L/R	5-11	Fr.	Cumming, Ga./Blessed Trinity
6	Ryan Peurifoy	"pure-uh-foy"	OF	R/R	6-2	Fr.	Peachtree City, Ga./Starr's Mill
7	Arden Pabst		C/1B	R/R	6-1	Fr.	Sherman Oaks, Calif./Harvard Westlake
8	Syd Hopkins		RHP	R/R	6-2	Fr.	Roswell, Ga./Roswell
9	A.J. Murray **		1B	R/R	6-1	Jr.	Westfield, N.J./Westfield
10	Brandon Gold		3B/RHP	R/R	6-3	Fr.	Alpharetta, Ga./Johns Creek
11	Sam Clay *		LHP	L/L	6-3	So.	Buford, Ga./Buford
13	Thomas Smith **		2B/SS	R/R	6-1	Jr.	Fort Pierce, Fla./John Carroll
14	Matt Gonzalez *		SS/3B	R/R	5-11	So.	Acworth, Ga./Harrison
15	Connor Justus		IF	R/R	5-11	Fr.	Cartersville, Ga./Cartersville
16	Elliott Barzilli		IF	R/R	5-11	Fr.	Los Angeles, Calif./Palisades Charter
20	Matt Phillips		RHP	R/R	6-2	Fr.	Milton, Ga./Milton
23	Ben Parr		LHP	L/L	6-3	Fr.	Social Circle, Ga./George Walton Academy
24	Joe Wiseman *		RHP	R/R	6-4	So.	Roswell, Ga./Pope
25	Matthew Grimes ***		RHP	R/R	6-6	R-Jr.	Hoschton, Ga./Mill Creek
26	Matthew Gorst		RHP	R/R	6-0	Fr.	Alpharetta, Ga./Johns Creek
27	Jonathan Roberts ***		RHP	R/R	6-3	Sr.	Fayetteville, Ga./Landmark Christian
28	Dusty Isaacs ***		RHP	R/R	6-1	Sr.	Lebanon, Ohio/Lebanon
29	Mitch Earnest ***		C	R/R	6-2	Sr.	Atlanta, Ga./Lakeside
30	Ben Schniederjans		RHP	R/R	6-2	Fr.	Powder Springs, Ga./Harrison
31	Tanner Shelton		LHP	L/L	6-2	Fr.	Woodstock, Ga./Etowah
32	Eric Knox		OF	R/R	6-3	Fr.	Guyton, Ga./Effingham County
35	Daniel Spingola **		OF	L/L	6-1	Jr.	Roswell, Ga./Marist
36	Cole Pitts **		RHP	R/R	6-5	Jr.	Moultrie, Ga./Colquitt County
37	Josh Hedding **	"head-en-grr"	RHP	R/R	6-4	Jr.	Suwanee, Ga./Buford
38	Jared Jillson *		RHP	R/R	6-1	So.	Vero Beach, Fla./St. Edwards
39	Jonathan King *		LHP	L/L	5-11	So.	Murfreesboro, Tenn./Riverdale
41	Devin Stanton ***		LHP	R/L	6-0	R-Jr.	Lilburn, Ga./Wesleyan
42	Kyle Leach *		RHP	R/R	6-1	So.	Monroe, Ga./George Walton Academy

\* Years on the roster

### ALPHABETICAL

No.	Name
16	Elliott Barzilli
11	Sam Clay
29	Mitch Earnest
10	Brandon Gold
14	Matt Gonzalez
26	Matthew Gorst
25	Matthew Grimes
37	Josh Hedding
8	Syd Hopkins
3	Matt Hyde
5	Keenan Innis
28	Dusty Isaacs
38	Jared Jillson
15	Connor Justus
39	Jonathan King
32	Eric Knox
42	Kyle Leach
9	A.J. Murray
7	Arden Pabst
23	Ben Parr
6	Ryan Peurifoy
20	Matt Phillips
36	Cole Pitts
27	Jonathan Roberts
4	Zac Ryan
30	Ben Schniederjans
31	Tanner Shelton
13	Thomas Smith
35	Daniel Spingola
41	Devin Stanton
24	Joe Wiseman
2	Grant Wruble

### COACHING STAFF

Head Coach:	17	Danny Hall (Miami, Ohio '77), 21st year at Georgia Tech
Assistant Coach/Pitching:	34	Jason Howell (North Carolina '02), 2nd year
Assistant Coach/Hitting:	18	Bryan Prince (Georgia Tech '05), 7th year
Volunteer Assistant Coach:	19	Tony Plagman (Georgia Tech '10), 1st year
Student Assistant Coach:	1	Eddie Prasch, 2nd year

### SUPPORT STAFF

Director of Baseball Operations:	Nick Scherer (Georgia Tech, '07), 7th year
Trainer:	Walter Smith (Morris Brown, '72), 29th year
Strength & Conditioning:	Steve Tambarra (Florida State '94), 15th year
Managers:	Nick Roth, Steven Tinsley, Arthur Winborne

## Roster Breakdowns

### BY STATE

#### Georgia (25)

Sam Clay	Buford
Mitch Earnest	Atlanta
Brandon Gold	Alpharetta
Matt Gonzalez	Acworth
Matthew Gorst	Alpharetta
Matthew Grimes	Hoschton
Josh Hedding	Suwanee
Syd Hopkins	Roswell
Matt Hyde	Calhoun
Keenan Innis	Cumming
Connor Justus	Cartersville
Eric Knox	Guyton
Kyle Leach	Monroe
Ben Parr	Social Circle
Ryan Peurifoy	Peachtree City
Matt Phillips	Milton
Cole Pitts	Moultrie
Jonathan Roberts	Fayetteville
Ben Schniederjans	Powder Springs
Tanner Shelton	Woodstock
Daniel Spingola	Roswell
Devin Stanton	Lilburn
Joe Wiseman	Roswell
Grant Wruble	Johns Creek

#### California (2)

Elliott Barzilli	Los Angeles
Arden Pabst	Sherman Oaks

#### Florida (2)

Jared Jillson	Vero Beach
Thomas Smith	Ft. Pierce

#### Tennessee (1)

Jonathan King	Murfreesboro
---------------	--------------

#### New Jersey (1)

A.J. Murray	Westfield
-------------	-----------

#### Ohio (1)

Dusty Isaacs	Lebanon
--------------	---------

#### Indiana (1)

Zac Ryan	Valparaiso
----------	------------

### BY CLASS

#### Seniors (6)

Earnest, Grimes\*, Hyde, Isaacs, Roberts, Stanton\*

#### Juniors (5)

Hedding, Murray, Pitts, Smith, Spingola

#### Sophomores (7)

Clay, Gonzalez, Jillson, King, Leah, Wiseman, Wruble

#### Freshmen (14)

Barzilli, Gold, Gorst, Hopkins, Innis, Justus, Knox, Pabst, Parr, Peurifoy, Phillips, Ryan, Schniederjans, Shelton

\* Redshirt Junior