



2015 @GTBASEBALL

YELLOW JACKET BASEBALL • 30 NCAA REGIONALS • 5 SUPER REGIONALS • 3 COLLEGE WORLD SERIES • 9 ACC CHAMPIONSHIPS

Georgia Tech vs. Virginia

2015 ACC Baseball Championship / Durham Bulls Athletic Park / Durham, N.C.

GEORGIA TECH BY THE NUMBERS

Overall	32-22
ACC	13-17
Place (Coastal Division / Overall)	5th / 10th
At Russ Chandler Stadium	21-8
Road Games	9-13
Neutral Site Games	2-1
Streak	L4
Last Five Games	1-4
Last 10 Games	5-5



10th-SEED • 32-22, 13-17 ACC
Head Coach Danny Hall
 28th Year Overall: 1,131-568-1
 22nd Year at Tech: 923-451-1

POOL B ALL-TIME SERIES

#7 Virginia // GT leads 71-50-2 // at ACCT: GT leads 7-4
#2 Miami // Miami lead 54-34-2 // at ACCT: GT leads 4-2
#3 Notre Dame // GT leads 8-5 // at ACCT: 0-0
#6 NC State // GT leads 72-53 // at ACCT: GT leads 13-11

GAME 55 vs. #7 Uva Tues., May 19

First Pitch	11 a.m. ET
GT	LHP Jonathan King (4-4, 3.24)
UVA	RHP Josh Sborz (2-2, 2.49)
Radio	WREK 91.1 FM Atlanta
TV	RSN / ESPN3



GAME 56 vs. #2 Miami Wednesday, May 20

First Pitch	3 p.m. ET
Radio	WREK 91.1 FM Atlanta
TV	RSN / ESPN3

GAME 57 vs. #3 Notre Dame Friday, May 22

First Pitch	11 a.m. ET
Radio	WREK 91.1 FM Atlanta
TV	RSN / ESPN3

GAME 58 vs. #6 NC State Saturday, May 23

First Pitch	7 p.m. ET
Radio	WREK 91.1 FM Atlanta
TV	RSN / ESPN3



Senior **A.J. MURRAY** enters the ACC Championship second in the league in homers (15) and among the league leaders in RBI, doubles and slugging percentage.

LEADING OFF...

>> Georgia Tech, which has appeared in all 36 ACC Baseball Championships, heads to Durham as the 10th-seed and is looking for its 10th title. The Yellow Jackets are the defending champions and have won two of the last three tournament titles. Tech's nine titles tie Clemson for the most in conference history.

>> The Jackets open play Tuesday at 11 a.m. versus seventh-seeded Virginia in a single-elimination game. The winner enters Pool B with No. 2 Miami, No. 3 Notre Dame and No. 6 North Carolina State. Tech won two of three from Virginia earlier this season in Atlanta and leads the all-time series 71-50-2. In tournament play, Tech leads Uva 7-4.

>> Tech is 9-3 in its last 12 ACC tournament games and is 77-55 all-time in ACC tournament games, including 9-3 in the title game. The Jackets have played 19 times in Durham and are 7-12 at the DBAP in the postseason.

>> Lefty ace Jonathan King has been strong over his last four starts, allowing seven runs (four earned) in 34.2 innings for a 1.04 ERA in that stretch. He will draw Tuesday's start versus the Cavaliers. King, who missed much of last season with a shoulder injury and redshirted, is 4-4 with a 3.24 ERA in 14 starts in 2015.

>> Senior A.J. Murray, whose 103 consecutive starts are second only to Matt Gonzalez's 120, is second in the ACC with 15 homers. For the captain, eight of his 15 homers have come in the last 15 games.

>> Tech is outscoring opponents 80-40 in the eighth inning and beyond this season. That includes a +28 margin in the eighth (50-22), +10 in the ninth (25-15) and +2 (5-3) in extra innings. 18 of Tech's 32 wins are come-from-behind victories, including five when trailing in the eighth inning and four when trailing in the ninth. Tech is 4-1 in walk-off games, and 3-1 in extra-inning games. Five of Tech's last seven wins have been comeback victories.

>> Sophomore C Arden Pabst leads the ACC in runners caught stealing (24) and caught-stealing percentage (.436). Pabst is the first Tech catcher since Matt Wieters in 2007 to throw out 20+ runners in a season (22).

>> The Jackets continue to be one of the nation's best defensive teams, entering the week ranked 14th in double plays (55) and 36th in fielding percentage (.975 -- on pace to break school record of .974 set last year). Tech led the nation in double plays last year (school record 77) and its 248 double plays since 2012 are second-most nationally.

>> Tech is 20-4 this season when scoring first; 9-3 in one-run games; 7-10 versus ranked teams. Sophomore RHP Brandon Gold -- a national semifinalist for the John Olerud Award -- is 5-0 in series rubber-games -- all coming in wins over ND, Duke, VT, Uva and Pitt. As a team, the Jackets were 8-1 this season in weekend rubber-games (6-1 in ACC play).

>> Danny Hall is in his 22nd season as Tech's head coach (28th overall), and his last four seasons on the Flats have resulted in two ACC tournament titles (2012, 2014) and an ACC regular-season crown (2011). Hall is a two-time ACC Coach of the Year and is among the 15 winningest active coaches in college baseball with 1,131 wins.

2015 SCHEDULE

Date	Opponent	TV	Time
Feb 13	St. John's		W 17-3
Feb 14	Fordham		L 4-9
	Fordham		W 7-5
Feb 17	at Georgia Southern	ESPN3	W 7-4
Feb 21	vs. 23 FIU #		W 16-9
	at Coastal Carolina #		L 5-7
Feb 22	vs. Albany #		W 9-8
Feb 24	at Auburn	SECN+	L 1-7
Feb 25	Georgia State		ccd.
Feb 27	Indiana State		W 1-0
Feb 28	Indiana State		W 15-2
Mar 1	Indiana State		W 7-1
Mar 3	Ohio	(12)	W 7-6
Mar 6	25 Notre Dame *	ESPN3 (10)	L 2-3
Mar 7	25 Notre Dame *	ESPN3	W 11-7
Mar 8	25 Notre Dame *	ESPN3	W 4-1
Mar 10	Georgia Southern	ESPN3	W 22-6
Mar 13	at Duke *	ESPN3	W 5-2
Mar 14	at Duke *	ESPN3	L 3-6
Mar 15	at Duke *	ESPN3	W 4-0
Mar 17	at Kennesaw State	(11)	W 7-6
Mar 20	18 North Carolina *	ESPN3	L 3-5
Mar 21	18 North Carolina *	ESPN3	W 6-5
	18 North Carolina *	ESPN3	L 1-5
Mar 24	Auburn	ESPN3	W 4-1
Mar 27	at 7 Louisville *	ESPN3	L 1-4
Mar 28	at 7 Louisville *	ESPN3	L 3-8
Mar 29	at 7 Louisville *	ESPN3	L 1-4
Mar 31	at 21 Georgia	SEC Net	W 13-6
Apr 1	at Georgia State		W 6-3
Apr 3	at Virginia Tech *		W 11-5
Apr 4	at Virginia Tech *		L 8-9
Apr 5	at Virginia Tech *		W 7-6
Apr 7	Mercer		W 4-3
Apr 10	15 Virginia *	ESPN3	L 4-14
Apr 11	15 Virginia *	ESPN3	W 11-4
Apr 12	15 Virginia *	ESPN3	W 4-3
Apr 14	Georgia	ESPN3	ccd.
Apr 17	at Boston College *		L 0-1
Apr 18	at Boston College *		L 1-6
Apr 19	at Boston College *		L 0-4
Apr 21	Kennesaw State		L 6-11
Apr 24	Clemson *	ESPN3	W 4-2
Apr 25	Clemson *	RSN	L 3-11
Apr 26	Clemson *	ESPN3 (10)	W 5-4
May 2	Presbyterian		W 5-1
	Presbyterian		W 11-9
May 3	Presbyterian		W 10-2
May 6	at Mercer		W 9-7
May 8	Pittsburgh *		W 9-1
May 9	Pittsburgh *	RSN	L 6-8
May 10	Pittsburgh *		W 10-3
May 12	vs. Georgia (Turner Field)	FS-South	L 0-6
May 14	at 8 Miami *	ESPN3	L 0-3
May 15	at 8 Miami *	ESPN3	L 1-22
May 16	at 8 Miami *	ESPN3	L 4-17

2015 ACC Championship (Durham Bulls Athletic Park)

May 19	vs. Virginia	RSN	11 a.m.
May 20	Pool B Play	RSN	3 p.m.
May 21	Pool B Play	RSN	11 a.m.
May 23	Pool B Play	RSN	7 p.m.
May 23	Championship Game	ESPN2	1 p.m.

GEORGIA TECH ATHLETIC COMMUNICATIONS/PR

Mike DeGeorge, Assistant Director (Baseball SID)
 Office: 404-894-5445 | Cell: 404-263-9478
 mdegeorge@athletics.gatech.edu | Twitter: @MikeDeGeorge

RECORD BREAKDOWN...

	ACC	Overall
Home	9-6	21-8
Road	4-11	9-13
Neutral		2-1
Day Games	11-13	22-16
Night Games (6pm or later)	2-4	10-6
Yellow Jackets Score First	9-2	20-4
Yellow Jackets Score in 1st	5-3	13-5
Opponent Scores First	4-15	12-18
Walkoff Victories	2-1	4-1
vs. Ranked Team (All Polls)	5-7	7-10
Following Loss	6-7	12-8
TV/ESPN3 Game	9-9	13-15
vs. LHP (starter)	4-8	9-10
vs. RHP (starter)	9-9	23-12
Yellow Jacket Starter 6+ IP	7-5	11-8
Yellow Jacket Starter 7+ IP	5-3	7-3
Yellow Jacket Starter 8+ IP	2-0	2-0
Hitting A Home Run	5-6	20-8
Not Hitting A Home Run	8-11	12-14
Out Hit Opponent	9-2	23-4
Equal Number of Hits	1-0	2-0
Get Out Hit By Opponent	3-15	7-18
February		7-3
March	5-7	11-7
April	6-6	8-7
May	2-4	6-5
June		0-0
Monday		0-0
Tuesday		7-3
Wednesday		2-0
Thursday	0-1	0-1
Friday	4-6	6-6
Saturday	3-8	6-10
Sunday	6-2	8-2
One-Run Games	4-3	9-3
Two-Run Games	1-2	4-2
Three-Run Games	2-4	5-4
Four+ Run Games	6-8	12-12
Leading After 6	8-1	21-1
Trailing After 6	3-16	7-20
Tied After 6	2-0	4-1
Leading After 7	9-0	23-0
Trailing After 7	2-15	6-20
Tied After 7	2-2	3-2
Leading After 8	11-0	25-0
Trailing After 8	0-14	4-19
Tied After 8	2-3	3-3
Shutouts	1-3	2-4
Extra Innings	1-1	3-1
Score 0-5 Runs	6-15	9-19
Score 6+ Runs	7-2	19-3
Allow 0-5 Runs	11-8	18-9
Commit 0 Errors	6-5	13-7
Commit 1 Error	5-8	12-10
Commit 2+ Errors	2-4	7-5

JERSEY COMBINATIONS

	ACC	Overall
Jersey Tops		
White with "Jackets"	1-0	5-0
White Pinstripes	2-3	3-4
White with GT logo	0-0	0-0
White Vest with GT logo	0-0	1-0
Whiteout Jersey	4-1	7-1
Gold	2-4	5-6
Navy	1-4	2-5
New Gray (no last names)	2-3	6-3
Gray with GT logo	1-2	3-3

MOST NCAA REGIONALS, LAST 30 YEARS



TECH IN ACC/NCAA STATS

AS OF MAY 18

TEAM RANKINGS

	ACC	NCAA
Batting Average	.273	7th
On Base Pct.	.353	11th
Slugging Pct.	.402	6th
Scoring	6.0	5th
Hits	505	5th
Doubles	96	6th
Triples	9	12th
Home Runs	42	5th
Walks	211	11th
Stolen Bases	46	11th
Fielding Percentage	.975	3rd
Double Plays	55	2nd
ERA	4.74	12th
WHIP	1.56	13th
Strikeout-Walk Ratio	1.43	13th
Walks/9	4.64	12th
Strikeouts/9	6.6	13th
Winning Percentage	.593	7th

KEL JOHNSON

	ACC	NCAA
Home Runs	10	10th

A.J. MURRAY

	ACC	NCAA
RBI	51	8th
Runs	49	11th
Doubles	16	8th
Home Runs	15	2nd
Slugging Pct.	.590	5th

MATT GONZALEZ

	ACC	NCAA
Sacrifice Flies	6	3rd
RBI	42	19th

WADE BAILEY

	ACC	NCAA
Toughest to Strikeout	12.4	2nd

THOMAS SMITH

	ACC	NCAA
Walks	34	19th

BRANDON GOLD

	ACC	NCAA
WHIP	1.12	8th
Strikeouts	71	12th
Wins	7	5th

ZAC RYAN

	ACC	NCAA
Wins	9	2nd
Saves	7	6th
Appearances	28	5th

2015 ACC TOURNAMENT BRACKET

TUESDAY MAY 19	WEDNESDAY MAY 20	THURSDAY MAY 21	FRIDAY MAY 22	SATURDAY MAY 23	SUNDAY MAY 24
#10 Georgia Tech GAME 1 11 AM	#5 Clemson GAME 3 11 AM	#6 NC State GAME 6 11 AM	Game 1 Winner GAME 9 11 AM	#4 Florida State GAME 12 11 AM	
#7 Virginia	#4 Florida State	#3 Notre Dame	#3 Notre Dame	#1 Louisville	
#9 Virginia Tech GAME 2 3 PM	Game 1 Winner GAME 4 3 PM	#5 Clemson GAME 7 3 PM	Game 2 Winner GAME 10 3 PM	#3 Notre Dame GAME 13 3 PM	CHAMPIONSHIP 1 PM
#8 North Carolina	#2 Miami	#1 Louisville	#5 Clemson	#2 Miami	
	Game 2 Winner GAME 5 7 PM	#4 Florida State GAME 8 7 PM	#6 NC State GAME 11 7 PM	Game 1 Winner GAME 14 7 PM	
	#1 Louisville	Game 2 Winner	#2 Miami	#6 NC State	

STAT COMPARISON

	GA TECH	VIRGINIA
Batting Average	.273	.276
Slugging Percentage	.402	.379
Runs Per Game	6.0	5.4
Hits Per Game	9.4	9.5
Doubles	96	77
Triples	9	12
Home Runs	42	28
RBI	301	256
Stolen Bases/Attempts	46/60	36/56
ERA	4.74	3.45
K's Per 9.0	6.6	8.6
BB's Per 9.0	4.6	4.2
Opponent Batting Average	.275	.243
Fielding Percentage	.975	.970

TECH vs. '15 OPPONENTS

	ALL-TIME	UNDER HALL	LAST
St. John	6-3	5-2	2015
Fordham	1-1	1-1	2015
FIU	1-0	1-0	2015
Coastal Carolina	15-7	7-7	2015
Albany	1-0	1-0	2015
Indiana State	3-0	3-0	2015
Ohio	3-1	3-0	2015
Georgia Southern	96-31	64-19	2015
Duke	90-33	58-38	2015
North Carolina	73-59	41-29	2015
Auburn	106-119-5	7-6	2015
Louisville	1-5	1-3	2015
Georgia State	61-10	38-6	2015
Virginia Tech	26-15	25-13	2015
Boston College	16-10	16-10	2015
Kennesaw State	17-6	16-5	2015
Clemson	106-108-3	36-42	2015
Presbyterian	8-2	6-0	2015
Mercer	108-54	26-9	2015
Pittsburgh	2-4	2-4	2015
Georgia	160-202-2	43-33	2015
VIRGINIA	71-50-2	38-41-1	2015
MIAMI	35-55-2	25-32	2015
NOTRE DAME	8-5	5-1	2015
NC STATE	72-53	42-25	2014

ACADEMIC SUCCESS

>> The ACC Champion Yellow Jackets posted a cumulative team GPA of 2.93 last spring, the program's highest semester GPA on record. Eighteen players (56% of roster) earned mention on the Dean's List (3.0+ GPA).

>> Those 18 included all six of the Jackets drafted last season, while three players -- Ben Parr, Devin Stanton, Daniel Spingola -- were named Academic All-ACC.

>> Under Hall, Tech has garnered 39 All-ACC Academic awards since 2006 -- including current volunteer assistant Tony Plagman, a four-time honoree.

>> This past fall semester, 14 Jackets made the Dean's List and the team improved its GPA once again to a record 3.04.

TECH'S TEAM GPA PROGRESSION

FALL '14	3.04
SPRING '14	2.93
FALL '13	2.88
SPRING '13	2.72
FALL '12	2.70

#CARDIACJACKETS

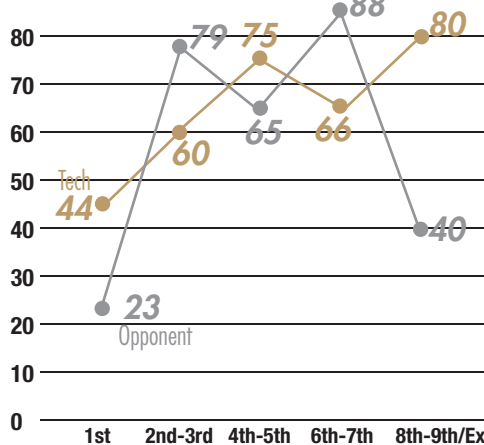
>> The Jackets have had a knack for late-game heroics this season, having already claimed four walk-off wins and a 9-3 record in games decided by one run. Tech beat Albany, 9-8, with a three-run walk-off homer by Arden Pabst... Brandon Gold scored on an error in the bottom of the ninth to beat Ohio, 7-6... Thomas Smith belted a walk-off single in a 6-5 win over North Carolina... Ryan Peurifoy's walk-off single with two outs in the 10th clinched the Clemson series.

>> Tech is out-scoring the opposition 80-40 over the final two innings, plus extra innings this season. The Yellow Jackets have trailed at some point in 18 of their first 32 wins, including five of the last seven.

>> Tech has six wins when trailing entering the eighth inning and four when trailing entering the ninth. Over the three previous seasons, the Jackets had just five wins when trailing entering the eighth and a combined five wins when trailing entering the ninth.

>> The Jackets rallied with five runs in the ninth at Mercer to win 9-7 on May 6, after a Bears' grand slam in the eighth gave them a 7-4 lead. The five-run ninth inning marked the seventh-biggest ninth-inning rally in school history and the biggest since a five-run rally to beat North Carolina, 9-8, in 2011.

SCORING BY INNING



TECH'S COMEBACK WINS

Game	Tech deficits	Final
1. 2/13 vs. St. John's	Trailed 1-0 in 1st	17-3
2. 2/14 vs. Fordham	Trailed 3-0 in 1st	
	Trailed 4-3 in 5th	7-5
3. 2/17 at Ga. Southern	Trailed 4-1 in 7th	7-4
4. 2/21 vs. FIU	Trailed 9-8 in 9th	16-9
5. 2/22 vs. Albany	Trailed 6-3 in 2nd	
	Trailed 8-6 in 9th	9-8
6. 3/10 vs. Ga. Southern	Trailed 1-0 in 1st	22-6
7. 3/13 at Duke	Trailed 2-0 in 6th	5-2
8. 3/17 at Kennesaw State	Trailed 5-3 in 9th	7-6
9. 3/21 vs. N. Carolina	Trailed 5-0 in 6th	6-5
10. 3/24 vs. Auburn	Trailed 1-0 in 4th	4-1
11. 4/3 at Virginia Tech	Trailed 5-2 in 7th	11-5
12. 4/7 vs. Mercer	Trailed 1-0 in 4th	4-3
13. 4/24 vs. Clemson	Trailed 2-1 in 8th	4-2
14. 4/26 vs. Clemson	Trailed 4-3 in 10th	5-4
15. 5/2 vs. Presbyterian	Trailed 1-0 in 3rd	5-1
16. 5/2 vs. Presbyterian	Trailed 8-0 in 2nd	
	Trailed 9-6 in 8th	11-9
17. 5/6 at Mercer	Trailed 1-0 in 1st	
	Trailed 7-4 in 9th	9-7
18. 5/8 vs. Pitt	Trailed 1-0 in 1st	9-1

HOMEGROWN SUCCESS



>> Head coach Danny Hall has had a history of building a wall around the Peach State and keeping the best prep talent close to home.

>> 27 of this year's 32-member roster (85%) hail from the state of Georgia, which is home to some of the best high school baseball talent in the nation. Every freshman in this year's class hails from Georgia.

>> Not only has Hall had success keeping players in state, he's also enjoyed success versus the state's other Division-I teams. Since 1999, the Yellow Jackets own a 146-53 (.737) record against their in-state foes. In 22 years under Hall, Tech is 190-70 (.734) against teams from Georgia.

>> Tech has won the regular-season series from rival Georgia in four of the past five seasons and is 12-6 over the last 18 games versus the Bulldogs. Under Hall, Tech is 43-33 versus UGA.

'15 INTRASTATE RECORDS

GEORGIA TECH	7-2
Mercer	5-4
Georgia Southern	4-3
Georgia State	4-3
Kennesaw State	4-5
Georgia	3-7
Savannah State	1-4

BLUE RIBBON ARM



>> Sophomore C Arden Pabst, who spent much of the season on the watch list for the Johnny Bench Award, has thrown out 24 would-be base stealers and his caught-stealing percentage is .436 -- both figures lead the ACC and rank among the NCAA's leaders.

>> Pabst is the first Tech catcher to throw out 20 or more runners in a single season since current Orioles' All-Star Matt Wieters gunned down 22 in 2007.

>> The Sherman Oaks, Calif. native was second in the ACC last season in runners caught stealing (16) and caught-stealing percentage (.410).

>> He launched a three-run, walk-off HR to beat Albany on Feb. 22 and a game-tying RBI double versus Auburn on 3/24 as Tech rallied for a 4-1 win. His two-run single in the ninth at Mercer won that game on May 6.

RUNNERS CAUGHT STEALING:
24

NCAA RANK ACC RANK
8TH 1ST

CAUGHT STEALING PERCENTAGE:
.436

NCAA RANK ACC RANK
11TH 1ST

HITTING STREAKS

	2015 SEASON		CAREER	
	Longest	Current	Longest	Season
Matt Gonzalez	13	1	17	2013
Daniel Spingola	12	1	12	2015
Wade Bailey	11	-	11	2015
Kel Johnson	8	1	8	2015
Arden Pabst	8	-	8	2015
A.J. Murray	7	1	8	2013
Thomas Smith	7	1	12	2014
Ryan Peurifoy	7	-	8	2014
Keenan Innis	5	2	5	2015
Connor Justus	4	2	9	2014
Brandon Gold	4	1	6	2014
Blake Jackson	2	-	2	2015
Grant Wruble	1	-	2	2014
Daniel Gooden	1	-	1	2015

MULTIPLE HIT GAMES

	2015 SEASON					CAREER				
	2	3	4	5+	Total	2	3	4	5+	Total
Gonzalez	16	4	-	-	20	38	18	2	-	58
Smith	13	2	-	-	15	45	9	2	-	56
Murray	12	3	-	-	15	35	13	-	-	48
Johnson	12	2	1	-	15	12	2	1	-	15
Innis	10	5	-	-	15	14	6	-	-	20
Justus	11	1	1	-	13	21	5	1	-	27
Bailey	10	1	1	-	12	10	1	1	-	12
Peurifoy	8	3	-	-	11	14	5	1	-	20
Spingola	5	4	1	-	10	25	10	3	-	38
Pabst	9	-	-	-	9	14	-	-	-	14
Gold	5	1	-	-	5	14	2	-	-	16
Wruble	2	-	-	-	2	2	-	-	-	2
Jackson	2	-	-	-	2	2	-	-	-	2

MULTIPLE RBI GAMES

	2015 SEASON					CAREER				
	2	3	4	5+	Total	2	3	4	5+	Total
Murray	8	3	2	1	14	13	8	5	1	27
Gonzalez	6	4	1	-	11	17	7	2	-	26
Johnson	4	4	1	-	9	4	4	1	-	9
Pabst	6	1	-	-	7	8	1	1	-	10
Peurifoy	4	2	-	-	6	4	2	-	-	6
Bailey	3	3	-	-	6	3	3	-	-	6
Spingola	2	4	-	-	6	13	7	-	-	20
Justus	5	-	-	-	5	8	1	1	-	10
Smith	2	2	-	-	4	11	3	3	-	17
Gold	2	1	-	-	3	5	1	-	-	6
Innis	2	1	-	-	3	3	1	-	-	4
Jackson	1	-	1	-	2	1	-	1	-	2
Wruble	1	-	-	-	1	1	-	-	-	1

BIG PLAY CJ

>> Former Tech WR Calvin Johnson was the original "Big Play CJ," but sophomore SS Connor Justus could be the heir apparent.

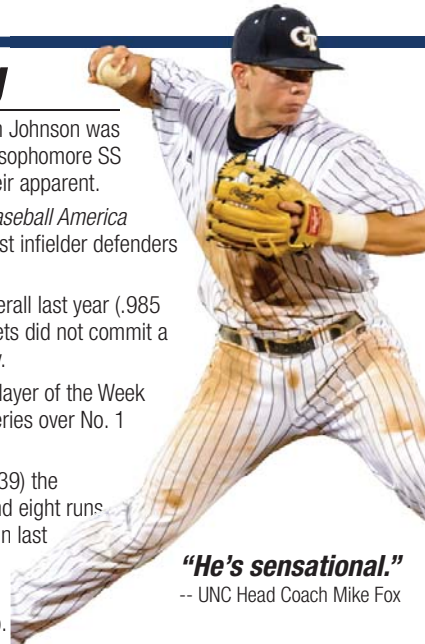
>> In its 2015 preview, *Baseball America* called Justus one of the slickest infielder defenders in the ACC.

>> Justus fielded .968 overall last year (.985 in ACC play). He and the Jackets did not commit a single error in postseason play.

>> Was named the ACC Player of the Week last year after Tech won the series over No. 1 Florida State.

>> Is hitting .333 (13-for-39) the last 10 games with two RBI and eight runs. He was a career-best 4-for-5 in last Tuesday's win at Mercer.

>> His 23 RBI this season are sixth-most on the club.



"He's sensational."

-- UNC Head Coach Mike Fox

JUSTUS BY THE NUMBERS

- 6 Errors in 59 ACC games
- 6 Game-winning runs
- 7 Game-winning RBI
- .963 Career fielding pct.
- .978 ACC fielding pct.

MOST DOUBLE PLAYS TURNED SINCE 2012 • as of MAY 18

	2012	2013	2014	2015...Total
Mississippi State	71	80	50	58... 259
GEORGIA TECH	57	59	77	55... 248
Southern Miss	50	78	58	55... 241
Notre Dame	58	55	58	64... 235
Arkansas	61	59	61	50... 231
Washington State	63	58	58	47... 226

MOST ACC TITLES SINCE 2000

TOURNAMENT

GT	5
FSU	3
V	2
NC	2

REG. SEASON

FSU	11
NC	5
GT	4

WINNINGEST NCAA TEAMS (SINCE 2000)

BY WINNING PERCENTAGE /// AS OF MAY 18

Rk	Team	Conference	2015 Record (W-L-T)	Since 2000 (W-L-T)	Pct.
1	Florida State	ACC	37 19 0	775 283 1	.733
2	Rice	C-USA	35 18 0	738 283 0	.723
3	South Carolina	SEC	32 24 0	745 313 0	.704
4	North Carolina	ACC	32 22 0	720 305 1	.702
5	LSU	SEC	46 9 0	713 306 5	.700
6	Texas	Big 12	26 25 0	707 313 1	.693
7	Cal State Fullerton	Big West	31 22 0	681 307 0	.689
8	Arizona State	Pac 12	32 19 0	630 289 3	.686
9	Miami (FL)	ACC	41 13 0	673 313 3	.683
10	Coastal Carolina	Big South	35 18 0	667 313 0	.681
11	Virginia	ACC	33 19 0	652 315 3	.674
12	GEORGIA TECH	ACC	32 22 0	670 331 1	.669
13	Oregon State	Pac 12	36 14 1	602 317 0	.655
14	College of Charleston	CAA	39 17 0	608 339 1	.642
15	Kent State	MAC	31 20 0	598 346 0	.633

BY NUMBER OF WINS /// AS OF MAY 18

Rk	Team	Conference	2015 Record (W-L-T)	Since 2000 (W-L-T)
1	Florida State	ACC	37 19 0	775 283 1
2	South Carolina	SEC	32 24 0	745 313 0
3	Rice	C-USA	35 18 0	738 283 0
4	North Carolina	ACC	32 22 0	720 305 1
5	LSU	SEC	46 9 0	713 306 5
6	Texas	Big 12	26 25 0	707 313 1
7	Cal State Fullerton	Big West	31 22 0	681 307 0
8	Miami (FL)	ACC	41 13 0	673 313 3
9	GEORGIA TECH	ACC	32 22 0	670 331 1
10	Coastal Carolina	Big South	35 18 0	667 313 0
11	Virginia	ACC	33 19 0	652 315 3
12	Arizona State	Pac 12	32 19 0	630 289 3
13	College of Charleston	CAA	39 17 0	608 339 1
14	Oregon State	Pac 12	36 14 1	602 317 0
15	Kent State	MAC	31 20 0	598 346 0

QUICK FACTS

GENERAL INFORMATION

School..... Georgia Institute of Technology
 Location..... Atlanta, Ga. 30332
 Enrollment / Founded..... 21,000 / 1885
 Nickname..... Yellow Jackets, Rambling Wreck
 Mascot..... "Buzz" the Yellow Jacket
 Official Colors..... Old Gold and White
 Conference..... Atlantic Coast (since 1980)
 President..... Dr. G.P. "Bud" Peterson
 Faculty Representative..... Reginald DesRoches
 Director of Athletics..... Mike Bobinski

BASEBALL STAFF

Head Coach..... Danny Hall
 Alma Mater, Year..... Miami, Ohio '77
 Overall Record..... 1,131-568-1, 28th year
 Record at School..... 923-451-1, 22nd year
 Office Phone..... (404) 894-5471
 Assistant Coach/Recruiting..... Bryan Prince (8th year)
 Alma Mater..... Georgia Tech '05
 Assistant Coach..... Jason Howell (3rd year)
 Alma Mater..... North Carolina '02
 Volunteer Coach..... Tony Plagman (2nd year)
 Alma Mater..... Georgia Tech '10
 Undergraduate Student Assistant..... Mike Nickeas
 Director of Baseball Operations..... Nick Scherer
 Strength and Conditioning..... Steve Tamborra
 Athletic Trainer..... Paul Wolkoff
 Equipment Manager..... Walter Smith
 Student Managers..... Soma Yamaoka, Steven Tinsley,
 Jonathan Langley, John Simoneaux

HISTORICAL INFORMATION

Record Since 1895..... 2,360-1,497-27
 At Russ Chandler Stadium..... 851-249-1
 ACC Championships..... 9
 1985, 1986, 1987, 1988, 2000, 2003, 2005, 2012, 2014
 ACC Tournament Record..... 77-57 (.583)
 NCAA Appearances..... 30
 1959, 1971, 1985, 1986, 1987, 1988, 1989, 1990, 1991,
 1992, 1993, 1994, 1995, 1996, 1997, 1998, 2000, 2001,
 2002, 2003, 2004, 2005, 2006, 2008, 2009, 2010, 2011,
 2012, 2013, 2014
 NCAA Tournament Record..... 69-61 (.531)
 NCAA Super Regionals..... 5
 2000, 2002, 2004, 2005, 2006
 College World Series Appearances..... 3
 1994 (2nd), 2002 (T-5th), 2006 (T-7th)
 College World Series Record..... 4-5

STADIUM INFORMATION

Name..... Russ Chandler Stadium
 Year Opened..... 1985
 Year Renovated..... 2001
 Capacity..... 4,157
 Dimensions..... 329-382-390-350-334
 Fence Height..... 10 feet
 Press Box Number..... (404) 894-3167
 Address..... Fowler Street & Fifth Street, Atlanta, Ga. 30332

2015 INFORMATION

Lettermen Returning..... 22 (11 position, 11 pitchers)
 Lettermen Lost..... 11 (6 position, 5 pitchers)
 Starting Position Players Returning/Lost..... 8/1
 Starting Pitchers Returning/Lost..... 2/2
 Newcomers..... 11
 Captains..... A.J. Murray, Devin Stanton

2014 YEAR IN REVIEW

Overall Record..... 37-27
 Home: 25-11; Away: 6-13; Neutral: 6-3
 ACC Record..... 14-16
 Home: 10-5; Away: 4-11
 ACC Finish..... 5th, Coastal
 ACC Tournament (4-1); Champions
 Postseason Play..... NCAA Oxford Regional (1-2)
 Final Ranking..... NR

TECH'S MOST-PLAYED OPPONENTS



Georgia
363 GAMES
UGA LEADS
201-160-2



Auburn
230 GAMES
AU LEADS
119-106-5



Clemson
217 GAMES
CU LEADS
108-106-3

H-ALL HE DOES IS WIN


>> Head Coach Danny Hall is in his 22nd season at Georgia Tech and his 28th overall as a head coach. He is the winningest baseball coach in Tech history.

>> Hall, who won his 1,100th career game on Opening Day and his 900th at Georgia Tech on March 3 vs. Ohio, stands 12th among active Division-I coaches in number of wins.

>> In his 36 years of college baseball -- both as an assistant and head coach -- he has never been associated with a losing season.

>> Tech's 2014 season-opening win over Old Dominion marked his 1,500th overall coaching victory in a career that began in 1978 as a graduate assistant at his alma mater, Miami-Ohio.

>> Hall has guided Georgia Tech to the program's three appearances in the College World Series -- 1994, 2002 and 2006.



HALL BY THE NUMBERS

1,131	career head-coaching wins
923	wins at Tech
108	has coached 108 of GT's 159 all-time draft picks
100	All-ACC honors (including 4 in 2014)
88	All-American selections by 32 GT players
52	Tech's school record for wins, set in 2002
19	NCAA Regional appearances at Tech
13	Academic All-America honors by GT players
12	times GT has finished top-two in the ACC in offense
7	Yellow Jackets drafted in the first round
5	ACC tournament titles ('00, '03, '05, '12, '14)

WINNINGEST ACTIVE COACHES AS OF MAY 18

1	Augie Garrido, Texas	1,946
2	Mike Martin, Florida State	1,850
3	Mark Marquess, Stanford	1,552
4	Jim Morris, Miami	1,448
5	Jack Leggett, Clemson	1,331
6	Jim Gilligan, Lamar	1,316
7	Mike Fox, North Carolina	1,300
8	Pete Dunn, Stetson	1,282
9	Paul Mainieri, LSU	1,271
10	Andy Lopez, Arizona	1,174
11	John Anderson, Minnesota	1,171
12	DANNY HALL, GEORGIA TECH	1,131
13	Keith Guttin, Missouri	1,111
14	Wayne Graham, Rice	1,074
15	Mike Gillespie, UC Irvine	1,068

OLERUD AWARD SEMIFINALIST

>> Sophomore Brandon Gold is proving his worth in multiple ways for the Yellow Jackets this season as the third baseman has worked his way into the weekend rotation on the mound.

>> He was recently named one of 21 national semifinals for John Olerud Two-Way Player of the Year Award.

>> After serving as Tech's everyday third baseman last year and not pitching, Gold made two effective relief appearances this season and earned his first career start versus Indiana State and took a no hitter in the seventh. He followed that with a pair of shutout efforts versus Notre Dame and Duke.

>> He extended a scoreless streak of 23 straight innings over his first four starts before allowing a run versus North Carolina.

>> Of Gold's first 12 career pitching starts, eight have been quality starts (six or more innings allowing three or fewer runs).

>> He leads the Jackets rotation with seven wins (7-3) and 71 strikeouts in 85.2 innings. Opponents are hitting just .229 off him.

>> Thanks to Gold, Tech has been money in series rubber-game this season. As a team, Tech is 8-1 in rubber-games (6-1 in ACC), with Gold going 5-0.



GOLD'S "QUALITY STARTS"

	W/L	IP	H	R	ER	BB/K
3/1 vs. Indiana State	Win	7.0	1	0	0	1/4
3/8 vs. Notre Dame	Win	8.0	5	0	0	0/7
3/15 at Duke	Win	7.0	2	0	0	2/9
4/12 vs. Virginia	Win	7.0	3	1	1	2/7
4/19 at Boston College	Loss	6.1	8	3	3	2/4
4/26 vs. Clemson	--	9.0	8	3	3	1/7
5/3 vs. Presbyterian	Win	7.0	3	2	2	3/3
5/10 vs. Pitt	Win	6.0	5	2	0	1/3

CONSECUTIVE STARTS

Player	Games	Began	Longest
Matt Gonzalez	120	6/2/13 at Vanderbilt	120 (current)
A.J. Murray	103	3/11/14 vs. WCU	103 (current)
Thomas Smith	71	5/6/14 vs. N. Florida	71 (current)
Connor Justus	38	3/8/15 vs. Notre Dame	65 (2014-15)
Wade Bailey	21	4/10/15 vs. Virginia	26 (2015)
Daniel Spingola	3	5/14/15 at Miami	97 (2014-15)
Brandon Gold	2	5/15/15 at Miami	11 (2014)
Keenan Innis	2	5/15/15 at Miami	11 (2015)
Kel Johnson	1	5/16/15 at Miami	23 (2015)
Arden Pabst	1	5/16/15 at Miami	6 (2015)
Ryan Peurifoy	--	--	22 (2014)
Blake Jackson	--	--	3 (2015)
Grant Wruble	--	--	1 (multiple)
Daniel Gooden	--	--	1 (2015)

CAREER WALK-OFF HITS

Player (Date)	Play	Inn.	Final
Spingola vs. Citadel (3/26/13)	2-run HR scored Spingola	B9	5-4
Justus vs. Miami (3/15/14)	Single scored Innis	B10	3-2
Gonzalez vs. Va. Tech (5/2/14)	Single scored Pabst	B11	7-6
Pabst vs. Albany (2/22/15)	3-run HR scored Pabst	B9	9-8
Smith vs. N. Carolina (3/21/15)	Single scored Johnson	B9	6-5
Peurifoy vs. Clemson (4/26/15)	Single scored Smith	B10	5-4

CALI CONNECTION

>> Each of head coach Danny Hall's College World Series teams at Georgia Tech have featured at least one player from California. Sophomore catcher Arden Pabst hails from Sherman Oakes.

1994
 Nomar
 Garciaparra
 Whittier, CA

2002
 Mike Nickeas
 Westlake
 Village, CA

2006
 Wally Crancer
 Riverside, CA
 Jason Haniger
 Santa Clara, CA



CAREER HOME RUNS

*Leadoff GS - Grand Slam

Player	Opponent	On Base	Inning	Outs	Count	Score	Final
MATT GONZALEZ							
1. Feb. 19, 2013	Georgia State	. 1 . . .	3	0	1-1	4-2	W, 16-6
2. Mar. 16, 2013	Boston College	* 0 . . .	2	0	0-0	2-0	W, 11-3
3. Apr. 13, 2013	NC State	. 1 . . .	3	1	0-0	2-5	L, 4-13
4. Mar. 14, 2014	Miami	* 0 . . .	5	0	3-2	3-5	L, 8-10
5. Mar. 7, 2015	Notre Dame	* 0 . . .	6	0	1-0	6-3	W, 11-7
6. Mar. 10, 2015	Georgia Southern	* 0 . . .	2	0	2-2	2-1	W, 22-6
7. Mar. 31, 2015	at Georgia	. . . 2 . .	2	2	0-1	3-0	W, 13-6
8. Apr. 26, 2015	Clemson	. 1 . . .	1	1	0-1	0-0	W, 5-4
9. mAY 3, 2015	Presbyterian	. . . 2 . .	5	1	1-2	3-0	W, 10-2

Player	Opponent	On Base	Inning	Outs	Count	Score	Final
A.J. MURRAY							
1. Mar. 1, 2013	Rutgers	. . . 3 GS	4	0	0-1	1-0	W, 13-1
2. Mar. 2, 2013	Rutgers	0	6	1	0-2	9-1	W, 11-2
3. Mar. 30, 2013	Wake Forest-2	. . . 2 . .	9	2	2-1	3-8	L, 6-8
4. Apr. 19, 2013	NC State	. 1 . . .	2	0	1-1	0-1	L, 4-13
5. May 22, 2013	vs. Florida State (ACCT)	0	9	2	0-1	2-3	W, 4-3
6. Mar. 11, 2014	Western Carolina	* 0	2	0	1-0	1-4	W, 7-5
7. Apr. 2, 2014	Georgia State 3 GS	1	0	0-0	5-0	W, 7-3
8. Apr. 8, 2014	Georgia Southern	. 1 . . .	5	2	0-0	10-1	W, 13-2
9. May 3, 2014	Virginia Tech	0	4	1	0-1	0-1	W, 3-1
10. Feb. 21, 2015	vs. FIU 3 GS	9	1	1-0	10-9	W, 16-9
11. Feb. 27, 2015	Indiana State	* 0	5	0	1-1	0-0	W, 1-0
12. Feb. 28, 2015	Indiana State	* 0	4	0	0-0	8-1	W, 15-2
13. Mar. 7, 2015	Notre Dame	. 1 . . .	1	2	2-0	0-0	W, 11-7
14. Mar. 24, 2016	Auburn	0	8	1	2-1	2-1	W, 4-1
15. Apr. 7, 2015	Mercer	0	4	1	1-0	0-1	W, 4-3
16. Apr. 10, 2015	Virginia	* 0	4	0	1-2	0-9	L, 4-14
17. Apr. 21, 2015	Kennesaw State	. 1 . . .	1	2	0-1	0-0	L, 6-11
18. Apr. 21, 2015	Kennesaw State	. 1 . . .	8	2	0-0	4-8	L, 6-11
19. Apr. 25, 2015	Clemson	0	6	1	1-0	1-4	L, 3-11
20. May 2, 2015	Presbyterian	* 0	2	0	3-2	0-8	W, 11-9
21. May 3, 2015	Presbyterian	. 1 . . .	1	2	1-0	0-0	W, 10-2
22. May 8, 2015	Pitt	. 1 . . .	4	1	0-0	5-1	W, 9-1
23. May 10, 2015	Pitt	. 1 . . .	3	1	0-0	2-0	W, 10-3
24. May 16, 2015	at Miami	0	5	2	2-2	3-4	L, 4-17

Player	Opponent	On Base	Inning	Outs	Count	Score	Final
DANIEL SPINGOLA							
1. Mar. 26, 2013	The Citadel	# . 1 . .	9	1	0-1	3-4	W, 5-4
2. Mar. 1, 2014	Bowling Green	. 1 . . .	8	2	0-0	6-3	W, 8-3
3. Apr. 4, 2014	Duke	* 0 . . .	6	0	0-0	2-4	W, 7-4
4. May 16, 2014	South Florida	* 0	3	0	0-0	2-0	W, 3-0
5. Mar. 14, 2015	at Duke	0	8	2	2-1	2-6	L, 3-6
6. Apr. 7, 2015	Mercer	. . . 2 . .	7	2	0-1	1-1	W, 4-3

Player	Opponent	On Base	Inning	Outs	Count	Score	Final
THOMAS SMITH							
1. Apr. 21, 2013	NC State	* 0	5	0	2-2	5-5	L, 7-8
2. May 18, 2013	at Miami	0	9	2	1-2	9-0	W, 10-1
3. May 31, 2013	vs. Illinois (NCAA)	0	7	1	3-1	2-4	L, 4-6
4. Feb. 21, 2014	UNC Greensboro	. . . 2 . .	4	2	0-0	2-0	W, 7-3
5. Feb. 23, 2014	UNC Greensboro	. 1 . . .	4	2	0-2	5-0	W, 12-3
6. Mar. 31, 2015	at Georgia	* 0	8	0	3-2	10-6	W, 13-6
7. May 2, 2015	Presbyterian	. . . 2 . .	3	2	2-2	1-1	W, 5-1

Player	Opponent	On Base	Inning	Outs	Count	Score	Final
CONNOR JUSTUS							
1. Apr. 8, 2014	Georgia Southern	* 0	5	0	1-2	5-1	W, 13-2
2. Apr. 9, 2014	Savannah State	* 0	4	0	2-0	3-1	W, 12-1
3. May 16, 2015	at Miami	* 0	5	0	1-0	1-4	L, 4-17

Player	Opponent	On Base	Inning	Outs	Count	Score	Final
ARDEN PABST							
1. Apr. 20, 2014	at Maryland	. . . 2 . .	6	1	1-0	3-5	W, 13-6
2. Feb. 22, 2015	vs. Albany	# . . . 2 .	9	1	0-0	6-8	W, 9-8

Player	Opponent	On Base	Inning	Outs	Count	Score	Final
KEL JOHNSON							
1. Feb. 13, 2015	St. John's	. 1 . . .	7	2	2-2	11-3	W, 17-3
2. Feb. 14, 2015	Fordham	0	5	1	1-0	3-4	W, 7-5
3. Feb. 17, 2015	at Georgia Southern 3 GS	7	2	2-2	1-4	W, 7-4
4. Feb. 21, 2015	at Coastal Carolina	0	1	2	2-2	0-0	L, 5-7
5. Mar. 6, 2015	Notre Dame	* 0	4	0	0-0	0-2	L, 2-3
6. Mar. 10, 2015	Georgia Southern	. 1 . . .	1	1	1-1	0-1	W, 22-6
7. Mar. 20, 2015	North Carolina	. 1 . . .	8	1	1-2	1-3	L, 3-5
8. May 3, 2015	Presbyterian	0	1	2	1-0	2-0	W, 10-2
9. May 3, 2015	Presbyterian	. 1 . . .	8	0	0-0	6-2	W, 10-2
10. May 8, 2015	Pitt	. 1 . . .	1	2	0-1	1-1	W, 9-1

Player	Opponent	On Base	Inning	Outs	Count	Score	Final
BLAKE JACKSON							
1. Feb. 13, 2015	St. John's	* 0	8	0	1-1	13-3	W, 17-3
2. Mar. 10, 2015	Georgia Southern 3 GS	7	0	2-2	14-5	W, 22-6

Player	Opponent	On Base	Inning	Outs	Count	Score	Final
BRANDON GOLD							
1. Feb. 13, 2015	St. John's	. . . 2 . .	1	2	1-0	3-1	W, 17-3

Player	Opponent	On Base	Inning	Outs	Count	Score	Final
WADE BAILEY							
1. April 5, 2015	at Virginia Tech	* 0	4	0	3-2	5-3	W, 7-6

Player	Opponent	On Base	Inning	Outs	Count	Score	Final
RYAN PEURIFOY							
1. May 3, 2015	Presbyterian	0	8	0	1-0	8-2	W, 10-2
2. May 6, 2015	at Mercer	. 1 . . .	2	1	0-0	0-1	W, 9-7

GEORGIA TECH STARTING PITCHERS

#39 • JONATHAN KING

2015: 4-4 • 3.24 ERA

LHP • L/L • 5-11 • 197 • RS-SOPH • MURFREESBORO, TN (RIVERDALE)



2015 SEASON HIGH

CAREER HIGH

Innings	8.0 vs. Presbyterian (5/2/15)	8.0, vs. Presbyterian (5/2/15)
Strikeouts	7, vs. Pitt (5/8/15)	7, vs. Pitt (5/8/15)
Walks	4, at Louisville (3/27/15)	5, vs. North Carolina (5/12/13)
Hits	11, at Virginia Tech (4/3/15)	11, at Virginia Tech (4/3/15)
Runs	9, vs. Virginia (4/10/15)	9, vs. Virginia (4/10/15)
Earned Runs	7, vs. Virginia (4/10/15)	7, vs. Virginia (4/10/15)

2015 HIGHLIGHTS

- >> 2013 Academic All-ACC selection.
- >> Has been granted a medical redshirt by the NCAA after missing much of last season with a shoulder injury... This is his redshirt sophomore season.
- >> Went five innings in his first start since March of 2013 and surrendered three runs, just two earned, while notching an Opening Day victory behind 17 runs of support against St. John's on 2/13.
- >> Went five innings versus No. 23 FIU in Myrtle Beach on 2/21 but did not factor in the decision as the Yellow Jackets won 16-9 thanks to an eight-run rally in the ninth.
- >> Pitched gem versus Indiana State on 2/27, going a season-long six shutout innings and allowing just one hit and one walk with four strikeouts. Thanks to A.J. Murray's fifth-inning homer, Tech won the game 1-0 for King's 10th career win and his third career combined shutout.
- >> Went seven strong innings versus Notre Dame on 3/6, allowing just four hits and two runs with five strikeouts to tie a career-high, but did not factor in Tech's 3-2 loss in 10 innings.
- >> Battled through 5.2 innings at Duke on 3/13, allowing nine hits but walking none and fanning a career-high six batters... Turned a 2-2 game over to the bullpen and the Jackets pulled out a 5-2 win.
- >> Pitched seven innings in the series-opener vs. No. 18 North Carolina and allowed three runs, but did not factor in the decision in the Jackets' 5-3 setback... UNC hit a two-run homer in the ninth inning to break a 3-3 tie.
- >> Guttered out another start that took him into the seventh inning at Virginia Tech on 4/3, scattering 11 hits and allowing five runs (four earned) with four strikeouts and one walk... Received a no-decision as Tech rallied late to win 11-5.
- >> Pitched six strong innings at Boston College on 4/17, but absorbed a tough 1-0 loss. He scattered five singles with three strikeouts and two walks.
- >> Gave the Jackets 6.2 strong innings in a Friday night start vs. Clemson's Matthew Crossover, allowing four hits and two runs (one earned)... Received a no-decision as Tech rallied late and beat the Tigers 4-2 en route to a series win.
- >> Pitched a career-long 8.0 innings against Presbyterian on 5/2 and improved to 3-3 this season... Struck out five against no walks and his only run allowed was an unearned tally in the second inning... Retired 12 of the final 14 batters he faced.
- >> Set a career-high with seven strikeouts against no walks, while holding Pitt to just three hits and one unearned run in a win on 5/8 versus the Panthers.
- >> Gave the Jackets a gutsy effort in the series-opener at No. 8 Miami on 5/14, limiting the hard-hitting Hurricanes to just two runs on three hits over seven innings... Was backed by no runs and absorbed the loss in a 3-0 decision.

2013 • FRESHMAN YEAR 24 APPEARANCES, 10 STARTS, 4.04 ERA

Date	Opponent	S/R	W/L/S	IP	H	R	ER	BB	SO	NP
2/15	Akron	R	S	1.0	0	0	0	0	2	15
2/17	Akron	R	--	2.0	1	0	0	1	0	35
2/23	St. John's	R	W	2.0	3	2	2	1	2	37
2/26	at Georgia Southern	R	--	2.0	0	0	0	1	5	32
3/3	Rutgers	R	--	1.0	1	0	0	2	3	25
3/9	at Virginia Tech	R	--	2.0	0	0	0	0	1	29
3/15	Boston College	R	--	2.0	1	0	0	1	0	13
3/24	at #5 Florida State	R	L	0.2	2	2	2	1	1	18
3/26	The Citadel	S	--	5.0	5	2	2	2	2	67
3/30	Wake Forest	R	--	0.2	2	2	1	0	0	19
4/2	Mercer	S	L	4.0	5	3	3	2	4	86
4/6	at Duke	R	W	2.2	0	0	0	1	3	36
4/9	at Georgia	S	--	3.1	7	3	3	0	2	--
4/14	#5 Virginia	R	S	0.2	0	0	0	0	0	5
4/16	Savannah State	S	W	2.0	2	1	0	2	4	43
4/20	#17 NC State	R	--	2.2	5	3	2	1	3	58
4/23	vs. Georgia	S	L	2.0	7	4	4	1	1	53
4/27	at Clemson	R	W	2.2	7	4	4	1	2	44
5/2	Coastal Carolina	R	L	3.0	4	1	0	0	1	45
5/7	at Ohio State	S	W	6.0	4	0	0	0	5	74
5/12	#2 North Carolina	S	--	3.1	3	3	3	5	1	66
5/18	at Miami	S	W	6.0	3	0	0	1	3	67
5/24	vs. VA Tech (ACC)	S	L	6.1	9	3	3	1	3	101
6/2	vs. Illinois (NCAA)	S	--	6.0	7	2	2	1	4	111
Totals				6-5	69.0	78	35	31	25	52

Complete Games: 0 • Shutouts (solo/combined): 0/2 • Saves: 2

2014 • SOPHOMORE YEAR 4 APPEARANCES, 4 STARTS, 1.96 ERA

Date	Opponent	S/R	W/L/S	IP	H	R	ER	BB	SO	NP
2/14	Old Dominion	S	--	4.0	5	3	3	1	4	73
2/21	UNC Greensboro	S	W	5.0	1	0	0	1	2	89
2/28	Bowling Green	S	W	7.1	7	2	1	2	4	83
3/7	Wake Forest	S	--	2.0	0	0	0	3	2	38
Totals				2-0	18.1	13	5	4	7	12

Complete Games: 0 • Shutouts (solo/combined): 0/0 • Saves: 0

2015 • RS-SOPHOMORE YEAR 14 APPEARANCES, 14 STARTS, 3.24 ERA

Date	Opponent	S/R	W/L/S	IP	H	R	ER	BB	SO	NP
2/13	St. John's	S	W	5.0	3	3	2	1	3	87
2/21	vs. #23 FIU	S	--	5.0	5	5	4	3	2	84
2/27	Indiana State	S	W	6.0	1	0	0	1	4	87
3/6	#25 Notre Dame	S	--	7.0	4	2	2	3	5	96
3/13	at Duke	S	--	5.2	9	2	2	0	6	94
3/20	#18 North Carolina	S	--	7.0	7	3	3	3	2	105
3/27	at #7 Louisville	S	L	6.2	9	4	4	3	2	104
4/3	at Virginia Tech	S	--	6.1	11	5	4	1	4	97
4/10	#15 Virginia	S	L	5.2	9	9	7	1	4	85
4/17	at Boston College	S	L	6.0	5	1	1	2	3	97
4/24	Clemson	S	--	6.2	4	2	1	3	2	97
5/2	Presbyterian	S	W	8.0	8	1	0	0	5	97
5/8	Pitt	S	W	7.0	3	1	0	0	7	93
5/14	at #8 Miami	S	L	7.0	3	2	2	2	1	108
Totals				4-4	89.0	81	40	32	23	50

Complete Games: 0 • Shutouts (solo/combined): 0/1 • Saves: 0

CAREER TOTALS 42 APPEARANCES; 28 STARTS; 3.42 ERA

	W/L	IP	H	R	ER	BB	SO
Totals	12-9	176.1	172	80	67	55	114

Complete Games: 0 • Shutouts (solo/combined): 0/3 • Saves: 2

GEORGIA TECH STARTING PITCHERS

#23 • BEN PARR

2015: 5-4 • 4.53 ERA

LHP • L/L • 6-3 • 178 • SOPH • SOCIAL CIRCLE, GA (GEORGE WALTON ACA.)



2015 SEASON HIGH

CAREER HIGH

Innings 7.1, vs. Mercer (4/7/15) 7.1, vs. Mercer (4/7/15)
 Strikeouts 4, 2x, last vs. Kennesaw St. (4/21/15) 9, vs. Georgia Southern (4/8/14)
 Walks 6, at Coastal Carolina (2/21/15) 6, at Coastal Carolina (2/21/15)
 Hits 8, vs. Fordham (2/14/15) 8, 3x, last vs. Fordham (2/14/15)
 Runs 6, at Coastal Carolina (2/21/15) 6, at Coastal Carolina (2/21/15)
 Earned Runs 5, at Coastal Carolina (2/21/15) 5, 2x, last at Coastal Carolina (2/21/15)

2015 HIGHLIGHTS

- >> 2014 Academic All-ACC selection.
- >> Surrendered three runs in the first inning against Fordham in game two of a doubleheader on 2/14, but rebounded nicely allowing just one run in his final four innings to pick up a victory in his first start of 2015.
- >> Pitched 4.1 innings in a start at Coastal Carolina on 2/21 and absorbed the loss, allowing four hits, six walks and six runs (five earned).
- >> Tossed 5.0 innings in a career long relief appearance on 2/28 allowing just four hits and one unearned run while striking out three and issuing no walks.
- >> Made his third start of the season against Georgia Southern on 3/10... Threw 3.1 innings allowing two runs on five hits and three walks and striking out three.
- >> Started second consecutive midweek game for Georgia Tech against Kennesaw State on 3/17... Went 4.2 innings surrendering 2 runs (1 earned) on three hits and four walks and did not factor in the decision.
- >> Was strong in relief of Devin Stanton on 3/24 vs. Auburn by tossing three scoreless innings with two hits, one walk and one strikeout and earned the win in Tech's 4-1 victory.
- >> Worked a season-long 5.2 innings in his fifth start of the season and notched his fourth win against Georgia State on 4/1... Allowed just one run on six hits and a walk while striking out two... Improved to 3-0 in three starts against the Panthers in his career.
- >> Twirled 1.2 scoreless innings allowing just an infield single out of the pen against Virginia Tech on 4/4... Stranded the bases loaded by inducing a rally-killing 1-2-3 double play after coming on in relief.
- >> Pitched a gem to beat Mercer on 4/7, tossing a career-long 7.1 innings with six hits and three runs with four strikeouts... His sixth career midweek win versus an in-state team (6-1).
- >> Limited Kennesaw State to one run in the first five innings before running into trouble in the sixth on 4/21... His final line included just two earned runs (four total) with four strikeouts... Suffered just second career loss as a midweek starter.
- >> Tossed a scoreless inning of relief against Mercer allowing two hits in Tech's 9-7 win on 5/6.
- >> Entered the weekend rotation on 5/9 versus Pitt.

2014 • FRESHMAN YEAR 18 APPEARANCES, 10 STARTS, 2.62 ERA

Date	Opponent	S/R	W/L	IP	H	R	ER	BB	SO	NP
2/14	Old Dominion	R	--	0.1	1	0	0	0	0	4
2/16	VCU	R	--	1.0	1	0	0	0	0	12
2/19	at Georgia Southern	R	--	0.2	2	1	1	1	1	0
3/7	Wake Forest	R	--	0.0	2	1	1	0	0	11
3/11	Western Carolina	R	H	0.2	1	1	1	1	0	16
3/19	at Georgia State	S	W	5.0	3	2	2	0	4	63
3/25	Mercer	S	L	5.0	4	2	1	2	5	100
4/2	Georgia State	S	W	5.2	5	0	0	4	2	92
4/8	Georgia Southern	S	W	6.0	7	1	1	1	9	106
4/15	Georgia	S	W	6.0	4	0	0	2	7	114
4/23	Mercer	S	--	6.0	6	3	2	3	4	82
4/27	at NC State	R	--	2.0	2	0	0	0	1	19
5/4	Virginia Tech	S	L	6.0	6	5	5	2	6	97
5/11	at #1 Virginia	S	L	6.0	8	2	2	1	0	89
5/17	South Florida	S	W	6.0	4	1	1	0	6	79
5/22	vs. Duke (ACCT)	S	L	5.1	8	2	2	1	3	94
5/25	vs. Maryland (ACCT)	R	H	1.0	0	0	0	0	2	16
Totals				5-4	65.1	66	21	19	20	52

Complete Games: 0 • Shutouts (solo/combined): 0/0 • Saves: 0

2014 • SOPHOMORE YEAR 19 APPEARANCES, 9 STARTS, 4.53 ERA

Date	Opponent	S/R	W/L/S	IP	H	R	ER	BB	SO	NP
2/14	Fordham-2	S	W	5.0	8	4	4	0	2	73
2/21	at Coastal Carolina	S	L	4.1	4	6	5	6	2	102
2/28	Indiana State	R	W	5.0	4	1	0	0	3	71
3/3	Ohio	S	--	1.1	3	0	0	1	0	24
3/7	#25 Notre Dame	R	--	1.0	3	1	1	2	1	34
3/10	Georgia Southern	S	--	3.1	5	2	2	3	3	74
3/17	at Kennesaw State	S	--	4.2	3	2	1	4	1	68
3/21	#18 N Carolina-2	R	--	0.1	0	1	1	1	0	8
3/24	Auburn	R	W	3.0	2	0	0	1	1	36
3/29	at #7 Louisville	R	--	1.0	1	1	1	2	2	30
4/1	at Georgia State	S	W	5.2	6	1	1	1	2	84
4/4	at Virginia Tech	R	--	1.2	1	0	0	0	0	18
4/7	Mercer	S	W	7.1	6	3	3	1	4	101
4/21	Kennesaw State	S	L	5.0	7	4	2	3	4	96
4/25	Clemson	R	--	2.1	3	1	1	2	0	39
5/2	Presbyterian-2	R	--	4.0	4	2	1	4	1	73
5/6	at Mercer	R	--	1.0	2	0	0	0	0	17
5/9	Pitt	S	L	2.2	7	3	3	3	3	64
5/15	at #8 Miami	S	L	1.0	4	4	4	0	0	24
Totals				5-4	59.2	73	36	30	34	29

Complete Games: 0 • Shutouts (solo/combined): 0/0 • Saves: 0

CAREER TOTALS 37 APPEARANCES; 19 STARTS; 3.53 ERA

Totals	W/L	IP	H	R	ER	BB	SO
Totals	10-8	125.0	139	57	49	54	81

Complete Games: 0 • Shutouts (solo/combined): 0/0 • Saves: 0

GEORGIA TECH STARTING PITCHERS

#10 • BRANDON GOLD

2015: 7-3 • 3.26 ERA

RHP • R/R • 6-3 • 202 • SOPH. • ALPHARETTA, GA. (JOHNS CREEK)



2015 SEASON HIGH

CAREER HIGH

Innings	9.0, vs. Clemson (4/26/15)	9.0, vs. Clemson (4/26/15)
Strikeouts	9, at Duke (3/15/15)	9, at Duke (3/15/15)
Walks	4, at Louisville (3/29/15)	4, at Louisville (3/29/15)
Hits	11, at Virginia Tech (4/5/15)	11, at Virginia Tech (4/5/15)
Runs6, (2x) last at Miami (5/16/15)6, (2x) last at Miami (5/16/15)
Earned Runs6, (2x) last at Miami (5/16/15)6, (2x) last at Miami (5/16/15)

HIGHLIGHTS

>> Made his collegiate debut on the mound with a two-inning relief stint in a win over Fordham on 2/14.

>> Turned in a strong relief performance against Albany on 2/22 which included career-highs with 5.1 innings and four strikeouts while allowing just two runs.

>> Pitched brilliantly in his first career start last Sunday versus Indiana State, taking a no-hitter into the seventh inning... Allowed just two base-runners in the game -- a walk in the fifth and a two-out single in the seventh... Earned the win as the Yellow Jackets won 7-1 to complete the sweep.

>> Was masterful again on Sunday versus Notre Dame in the rubber-game of the series, pitching an eight-inning shutout with five hits (all singles), a career-high seven strikeouts and no walks. It was the longest start by a Jacket since Josh Heddingler threw a complete-game in a win over Vanderbilt in the 2013 NCAA Regional.

>> Extended his streak without a run allowed to 22.0 innings with a masterful start at Duke on 3/15... Went 7.0 innings with two hits allowed (both singles) and set a career-high with nine strikeouts as Tech won the rubber-game 4-0... Ryan pitched the final two innings for Tech's second shutout in 2015.

>> Extended his scoreless streak to 23 innings before allowing a run in the second inning of a start versus No. 18 North Carolina on 3/21... Would be on the hook for five runs (four coming on a fourth-inning grand slam)... Did not factor in the decision as Tech scored the game's final six runs and won 6-5 thanks to Thomas Smith's walk-off single in the ninth.

>> Gave the Yellow Jackets six innings at No. 7 Louisville and allowed just four runs (three earned) but was hung the loss in a 4-1 decision.

>> Picked up his fourth win at Virginia Tech on 4/5 as Tech spotted him an early lead and the bullpen held off a late rally by the Hokies... His eight strikeouts were one shy of a career high.

>> Gave the Jackets a gem in a key rubber-game versus No. 15 Virginia on 4/12, tossing seven three-hit innings, allowing just one runs with two walks and seven strikeouts... Improved to 5-1 as Tech beat the Cavaliers 4-3 to win the series... Retired eight straight batters between the second and fifth innings... Did not allow a run until the seventh inning.

>> Deserved a better fate at Boston College on 4/19, giving the Jackets 6.1 innings and yielding three runs with four strikeouts. Was backed by no run support and was hung the loss in a 4-0 decision.

>> Pitched a career-long nine innings in the rubber-game versus Clemson on 4/26, allowing eight hits and three runs with one walk and seven strikeouts... Did not factor in the decision as the Jackets won a walk-off single from Ryan Peurifoy in the 10th.

>> Tossed another impressive game versus Presbyterian on 5/3, scattering three hits and two runs over seven innings to improve to 6-2 as Tech earned the series sweep... Had shutout Presby over the first six innings.

>> Tech won another series with Gold on the mound in a rubber-game versus Pitt on 5/10, tossing six innings and allowing two unearned runs with five hits.

2014 • FRESHMAN YEAR

DID NOT PITCH

Date	Opponent	S/R	W/L	IP	H	R	ER	BB	SO	NP
--										
Totals										
Complete Games: 0 • Shutouts (solo/combined): 0/0 • Saves: 0										

2015 • SOPHOMORE YEAR

14 APPEARANCES, 12 STARTS, 3.26 ERA

Date	Opponent	S/R	W/L	IP	H	R	ER	BB	SO	NP
2/14	Fordham-2	R	H	2.0	1	1	0	1	3	31
2/22	vs. Albany	R	--	5.1	5	2	2	1	4	72
3/1	Indiana State	S	W	7.0	1	0	0	1	4	87
3/8	#23 Notre Dame	S	W	8.0	5	0	0	0	7	103
3/15	at Duke	S	W	7.0	2	0	0	2	9	106
3/21	#18 N. Carolina-1	S	--	5.0	5	5	5	2	5	87
3/29	at #7 Louisville	S	L	6.0	5	4	3	4	3	91
4/5	at Virginia Tech	S	W	5.2	11	6	6	2	8	114
4/12	#15 Virginia	S	W	7.0	3	1	1	2	7	93
4/19	at Boston College	S	L	6.1	8	3	3	2	4	105
4/26	Clemson	S	--	9.0	8	3	3	1	7	105
5/3	Presbyterian	S	W	7.0	3	2	2	3	3	93
5/10	Pitt	S	W	6.0	5	2	0	1	3	103
5/16	at #8 Miami	S	L	4.1	8	6	6	3	4	91
Totals				7-3	85.2	71	35	31	25	71
Complete Games: 0 • Shutouts (solo/combined): 0/1 • Saves: 0										

CAREER TOTALS

14 APPEARANCES, 12 STARTS, 3.26 ERA

	W/L	IP	H	R	ER	BB	SO
Totals	7-3	85.2	71	35	31	25	71
Complete Games: 0 • Shutouts (solo/combined): 0/1 • Saves: 0							

BULLPEN NOTES & STATS

#22 • TREVOR CRAPORT

RHP • FROSH • NORCROSS, GA

	2015 SEASON HIGH	CAREER HIGH
Innings	2.2, at Louisville (3/29/15)	2.2, at Louisville (3/28/15)
Strikeouts	1, 3x, last vs. Pittsburgh (5/10/15)	1, 3x, last vs. Pittsburgh (5/10/15)
Walks	2, at Louisville (3/29/15)	2, at Louisville (3/28/15)
Hits	5, at Miami (5/16/15)	5, at Miami (5/16/15)
Runs	4, at Miami (5/16/15)	4, at Miami (5/16/15)
Earned Runs	4, at Miami (5/16/15)	4, at Miami (5/16/15)

2015 HIGHLIGHTS

>> Made his collegiate debut with a pair scoreless innings against #18 North Carolina on 3/21.
 >> Worked a career-long 2.2 innings while only giving up 1 run (0 earned) and recording his first career strikeout against #7 Louisville on 3/28.
 >> Tossed a combined 4.0 innings of relief against Pittsburgh in Tech's series victory... Twirled 2.0 perfect frames with a strikeout in Tech's 9-1 win on 5/8... Worked 2.0 more innings in the series finale allowing one run on four hits.

2015 • FRESHMAN YEAR

7 APPEARANCES, 0 STARTS, 4.76 ERA

Date	Opponent	S/R	W/L/S	IP	H	R	ER	BB	SO	NP
3/21	#18 North Carolina-2	R	--	2.0	1	0	0	0	0	15
3/28	at #7 Louisville	R	--	2.2	2	1	0	2	1	43
4/10	#15 Virginia	R	--	1.0	1	1	1	0	0	13
5/8	Pittsburgh	R	--	2.0	0	0	0	0	1	24
5/10	Pittsburgh	R	--	2.0	4	1	1	0	1	29
5/12	vs. Georgia	R	--	0.2	0	0	0	0	0	11
5/16	at #8 Miami	R	--	1.0	5	4	4	1	0	25

CAREER STATS

Year	ERA	W-L	App.-GS	CG	SH	SV	IP	H	R	ER	BB	SO	B/Avg.	WP	HBP
2015	4.76	0-0	7-0	0	0/0	0	11.1	13	7	6	3	3	.283	0	1
TOTAL	4.76	0-0	7-0	0	0/0	0	11.1	13	7	6	3	3	.283	0	1



#24 • JOE WISEMAN

RHP • JUNIOR • ROSWELL, GA

	2015 SEASON HIGH	CAREER HIGH
Innings	2.0, at Georgia (3/31/15)	4.0, at Miami (5/17/13)
Strikeouts	1, 4x, last vs. Clemson (4/25/15)	3, at Miami (5/17/13)
Walks	2, vs. Virginia (4/10/15)	3, at Vanderbilt (6/3/13)
Hits	3, 3x, last at Miami (5/15/15)	4, 2x, last at Miami (5/17/13)
Runs	4, at Miami (5/15/15)	4, at Miami (5/15/15)
Earned Runs	4, at Miami (5/15/15)	4, at Miami (5/15/15)

2015 HIGHLIGHTS

>> Pitched a scoreless inning of relief in his season debut on 2/14 vs. Fordham.
 >> Tossed a scoreless ninth against Georgia Southern on 3/10.
 >> Worked the final 2.0 innings of Tech's 13-6 victory over Georgia on 3/31 surrendering one hit and one walk while striking out two.
 >> Made multiple appearances in Tech's weekend series against Virginia Tech... Worked a scoreless ninth in Tech's 11-5 win on Friday... Allowed a run for the first time since his freshman year in an inning of relief on Saturday.
 >> Threw a scoreless inning allowing one hit and issuing two walks in relief of his younger brother, Patrick, in Tech's 14-4 loss against Virginia.

2013 • FRESHMAN YEAR

16 APPEARANCES, 0 STARTS, 2.93 ERA

Date	Opponent	S/R	W/L/S	IP	H	R	ER	BB	SO	NP
3/1	Rutgers	R	--	1.0	0	0	0	0	1	12
3/10	at Virginia Tech	R	--	0.1	1	0	0	0	0	4
3/17	Boston College	R	--	1.0	0	0	0	0	0	12
3/22	at #5 Florida State-2	R	--	1.2	0	0	0	2	0	19
3/30	Wake Forest-1	R	--	0.1	0	0	0	0	0	5
3/30	Wake Forest-2	R	--	1.0	1	0	0	0	1	11
4/2	at Mercer	R	--	0.2	4	3	3	0	0	21
4/13	#5 Virginia	R	--	0.1	0	0	0	0	1	6
4/20	#17 NC State	R	--	1.1	1	0	0	0	0	9
4/23	vs. Georgia	R	--	0.1	1	1	1	0	0	3
4/26	at Clemson-1	R	--	0.2	0	0	0	1	0	13
5/3	Coastal Carolina-2	R	--	0.1	1	0	0	0	0	5
5/12	#2 North Carolina	R	--	0.0	1	0	0	1	0	7
5/17	at Miami	R	--	4.0	4	3	0	1	3	66
5/23	vs. #5 Virginia (ACCT)	R	--	0.2	2	1	1	1	0	12
6/3	at Vanderbilt (NCAA)	R	--	1.2	2	3	0	3	0	31

2014 • SOPHOMORE YEAR

4 APPEARANCES, 0 STARTS, 0.00 ERA

Date	Opponent	S/R	W/L/S	IP	H	R	ER	BB	SO	NP
3/7	Wake Forest	R	--	0.1	0	0	0	0	1	9
3/11	Western Carolina	R	--	1.1	1	0	0	1	1	27
3/29	at Pittsburgh	R	--	0.2	1	0	0	0	0	11
4/9	Savannah State	R	--	1.0	1	0	0	0	2	15

2015 • JUNIOR YEAR

7 APPEARANCES, 0 STARTS, 4.70 ERA

Date	Opponent	S/R	W/L/S	IP	H	R	ER	BB	SO	NP
2/14	Fordham-1	R	--	1.0	1	0	0	0	0	9
3/10	Georgia Southern	R	--	1.0	1	0	0	0	1	18
3/31	at #21 Georgia	R	--	2.0	1	0	0	1	2	27
4/3	at Virginia Tech	R	--	1.0	1	0	0	1	1	24
4/4	at Virginia Tech	R	--	1.0	3	1	1	0	0	20
4/10	#15 Virginia	R	--	1.0	1	0	0	2	0	21
4/25	Clemson	R	--	0.2	3	3	3	1	1	28
5/15	at #8 Miami	R	--	0.0	3	4	4	1	0	13

CAREER STATS

Year	ERA	W-L	App.-GS	CG	SH	SV	IP	H	R	ER	BB	SO	B/Avg.	WP	HBP
2013	2.93	0-0	16-0	0	0/0	0	15.1	18	11	5	9	6	.321	0	2
2014	0.00	0-0	4-0	0	0/0	0	3.1	3	0	0	1	4	.273	1	5
2015	4.70	0-0	7-0	0	0/0	0	7.2	11	4	4	5	4	.367	1	4
TOTAL	3.08	0-0	27-0	0	0/0	0	26.1	32	15	9	15	14	.330	2	11



BULLPEN NOTES & STATS

#29 • CORY POPE

LHP • FROSH • VALDOSTA, GA

	2015 SEASON HIGH	CAREER HIGH
Innings	2.0, at Miami (5/15/15)	2.0, at Miami (5/15/15)
Strikeouts	3, at Miami (5/15/15)	3, at Miami (5/15/15)
Walks	2, at Miami (5/15/15)	2, at Miami (5/15/15)
Hits	4, at Miami (5/15/15)	4, at Miami (5/15/15)
Runs	4, at Miami (5/15/15)	4, at Miami (5/15/15)
Earned Runs	4, at Miami (5/15/15)	4, at Miami (5/15/15)

2015 HIGHLIGHTS

>> Made his career debut in relief against Clemson on 4/25 and struck out the only man he faced.

2015 • FRESHMAN YEAR

Date	Opponent	S/R	W/L/S	IP	H	R	ER	BB	SO	NP
4/25	Clemson	R	--	0.1	0	0	0	0	1	6
5/15	at #8 Miami	R	--	2.0	4	4	4	2	3	59

CAREER STATS

Year	ERA	W-L	App.-GS	CG	SH	SV	IP	H	R	ER	BB	SO	B/Avg.	WP	HBP
2015	15.43	0-0	2-0	0	0/0	0	2.1	4	4	4	2	4	.400	1	0
TOTAL	15.43	0-0	2-0	0	0/0	0	2.1	4	4	4	2	4	.400	1	0



#31 • TANNER SHELTON

LHP • SOPH • WOODSTOCK, GA

	2015 SEASON HIGH	CAREER HIGH
Innings	2.1, vs. FIU (2/21/15)	.5.0, at Kennesaw State (3/18/14)
Strikeouts	4, vs. FIU (2/21/15)	4, vs. FIU (2/21/15)
Walks	2, 4x, last at Miami (5/16/15)	4, at Kennesaw State (3/18/14)
Hits	3, twice, last at Auburn (2/21/15)	4, vs. Wake Forest (3/8/14)
Runs	3, 3x, last at Miami (5/16/15)	4, vs. Western Carolina (3/11/14)
Earned Runs	3, 2x, last vs. Pittsburgh (5/9/15)	4, vs. Western Carolina (3/11/14)

2015 HIGHLIGHTS

>> Set down the first five men he faced, three via strikeout, in relief against Georgia Southern on 2/17 before being lifted for Parr.

>> Settled in for 2.1 scoreless innings of relief against Florida International on 2/21 in which he allowed three hits, struck out four batters and picked up first career win after Tech's eight-run ninth inning rally.

>> Tossed a combined 1.1 scoreless innings with two strikeouts in two appearances against #7 Louisville.

>> Registered his fourth consecutive scoreless appearance in a season-long 2.2 innings against #21 Georgia... Allowed two hits and one walk while punching out two in Tech's 13-6 victory on 3/31.

>> Worked a perfect inning of relief on 11 pitches against Kennesaw State including two strikeouts.

>> Set down Presbyterian in order on just nine pitches in the ninth inning of Tech's series-sweeping 10-2 win on 5/3.

2014 • FRESHMAN YEAR

15 APPEARANCES, 2 STARTS, 5.74 ERA

Date	Opponent	S/R	W/L/S/H	IP	H	R	ER	BB	SO	NP
2/16	VCU	R	--	1.0	1	0	0	1	1	19
2/22	UNC Greensboro	R	--	1.0	0	0	0	0	1	11
2/25	Kennesaw State	R	--	3.0	3	0	0	0	0	30
3/4	at Georgia	R	L	0.2	0	1	0	1	1	17
3/8	Wake Forest	R	--	1.2	4	1	1	0	3	42
3/11	Western Carolina	S	--	0.1	3	4	4	1	0	21
3/18	at Kennesaw State	S	--	5.0	2	1	0	4	2	68
3/22	at #13 North Carolina-1	R	--	0.0	0	0	0	0	0	3
3/25	Mercer	R	--	0.2	0	0	0	3	1	28
4/8	Georgia Southern	R	--	1.0	1	1	1	0	2	14
4/15	Georgia	R	H	1.0	0	0	0	0	2	17
4/20	at Maryland	R	--	0.0	1	1	1	1	0	16
4/27	at NC State	R	--	0.1	2	2	2	0	1	14
5/4	Virginia Tech	R	--	0.0	0	0	0	1	0	4
5/15	South Florida	R	--	0.0	1	3	1	1	0	14

2015 • SOPHOMORE YEAR

22 APPEARANCES, 0 STARTS, 7.71 ERA

Date	Opponent	S/R	W/L/S/H	IP	H	R	ER	BB	SO	NP
2/17	Georgia Southern	R	--	1.2	0	1	1	2	3	31
2/21	Florida International	R	W	2.1	3	0	0	0	4	51
2/24	at Auburn	R	--	1.0	3	3	3	1	0	33
3/1	Indiana State	R	--	0.1	2	1	1	0	1	15
3/6	#25 Notre Dame	R	--	0.1	0	0	0	0	0	4
3/10	Georgia Southern	R	--	1.0	1	1	1	2	3	30
3/14	at Duke	R	--	0.1	1	0	0	1	1	14
3/20	#18 North Carolina	R	L	0.0	1	1	1	0	0	6
3/21	#18 North Carolina-2	R	--	0.1	0	0	0	0	0	13

3/28	at #7 Louisville	R	--	1.0	1	0	0	1	1	14
#29	at #7 Louisville	R	--	0.1	0	0	0	0	1	3
3/31	at #21 Georgia	R	--	2.2	2	0	0	1	2	44
4/4	at Virginia Tech	R	--	0.0	1	1	1	2	0	12
4/7	Mercer	R	--	0.0	1	0	0	0	0	2
4/18	at Boston College	R	--	0.2	1	0	0	1	0	13
4/21	Kennesaw State	R	--	1.0	0	0	0	0	2	11
4/25	Clemson	R	--	0.1	1	0	0	1	0	9
5/3	Presbyterian	R	--	1.0	0	0	0	0	0	9
5/6	at Mercer	R	--	0.2	1	1	1	1	0	12
5/9	Pittsburgh	R	--	0.0	2	3	3	1	0	10
5/12	vs. Georgia	R	--	0.2	1	0	0	1	1	17
5/16	at #8 Miami	R	--	0.2	1	3	2	2	1	24

CAREER STATS

Year	ERA	W-L	App.-GS	CG	SH	SV	IP	H	R	ER	BB	SO	B/Avg.	WP	HBP
2014	5.74	0-1	15-2	0	0/1	0	15.2	18	15	10	13	14	.295	1	2
2015	7.71	1-1	22-0	0	0/0	0	16.1	23	15	14	17	20	.319	4	0
TOTAL	6.75	1-2	37-2	0	0/1	0	32.0	41	30	24	30	32	.308	5	2



BULLPEN NOTES & STATS

#41 • DEVIN STANTON

LHP • SENIOR • LILBURN, GA

2015 SEASON HIGH		CAREER HIGH	
Innings	5.0, vs. Auburn (3/24/15)	7.0, vs. Virginia Tech (5/3/14)	
Strikeouts	6, vs. Fordham (2/14/15)	6, twice, last vs. Fordham (2/14/15)	
Walks	4, twice, last vs. Auburn (3/24/15)	5, at Maryland (4/19/14)	
Hits	5, 2x, last at Georgia (3/31/15)	7, at Maryland (4/19/14)	
Runs	6, vs. Albany (2/22/15)	6, vs. Albany (2/22/15)	
Earned Runs	6, vs. Albany (2/22/15)	6, vs. Albany (2/22/15)	

2015 HIGHLIGHTS

- >> 2014 Academic All-ACC selection... Three-time member of ACC Academic Honor Roll.
- >> Named a 2015 captain, along with A.J. Murray... His second season as a captain.
- >> Made his first start of 2015 in game one of a doubleheader against Fordham on 2/14 where he went 4.2 innings, allowed three runs on four hits and four walks while striking out a career high six batters.
- >> Pitched better than his final line indicated against Fordham as all three runs scored on his final pitch of the day thanks to a three-run double.
- >> Was on the hook for six runs over 1.2 inning in a start versus Albany on 2/22 but did not factor in the decision as the Jackets walked-off with a 9-8 win.
- >> Rebounded in his third start with 4.1 innings allowing one run on five hits and no walks while punching out three in Tech's 7-6 12 inning win over Ohio on 3/3.
- >> Closed out Tech's series-clinching 4-1 win over Notre Dame with a scoreless inning in the ninth.
- >> Held North Carolina in check with 1.2 scoreless innings of relief in Tech's come-from-behind 6-5 win.
- >> Turned in five solid innings in a start versus Auburn on 3/24 and danced around early trouble to hold the Tigers to just one run on four singles... Tech rallied from the 1-0 and won 4-1 to even the season series.
- >> Worked a scoreless ninth in Tech's series-clinching 10-3 victory over Pittsburgh on 5/10.

2011 • FRESHMAN YEAR

18 APPEARANCES, 0 STARTS, 3.38 ERA

Date	Opponent	S/R	W/L/S/H	IP	H	R	ER	BB	SO	NP
2/27	#23 St. John's	R	---	0.2	0	0	0	0	0	9
3/2	Georgia State	R	---	0.0	0	0	0	1	0	5
3/16	Georgia Southern	R	---	0.1	0	0	0	0	0	1
3/19	NC State	R	---	1.0	0	0	0	0	1	11
3/22	Georgia	R	---	0.0	1	1	1	0	0	4
3/26	Miami	R	W	0.1	0	0	0	0	1	4
4/3	Duke	R	---	0.1	1	0	0	0	0	6
4/8	Virginia	R	---	0.1	0	0	0	0	0	2
4/10	Virginia	R	---	0.1	0	0	0	0	0	8
4/24	Boston College	R	---	0.1	0	0	0	0	0	2
4/26	Georgia	R	---	0.1	1	1	1	0	1	8
5/10	Savannah State	R	---	1.0	1	1	1	0	3	17
5/13	#9 North Carolina	R	---	0.2	0	0	0	1	1	11
5/17	East Tenn. State	R	---	0.1	1	0	0	1	0	8
5/25	#10 Clemson (ACC)	R	---	0.2	0	0	0	0	0	4
5/26	NC State (ACC)	R	---	0.1	0	0	0	0	0	7
5/28	#7 Florida St. (ACC)	R	---	0.1	0	0	0	0	0	4
6/3	Austin Peay (NCAA)	R	--	0.2	0	0	0	0	1	5

2012 • SOPHOMORE YEAR

1 APPEARANCES, 0 STARTS, 27.00 ERA

Date	Opponent	S/R	W/L/S/H	IP	H	R	ER	BB	SO	NP
2/17	vs. Kent State	R	--	0.1	1	1	1	2	1	22

2013 • RS-SOPHOMORE YEAR

6 APPEARANCES, 0 STARTS, 5.40 ERA

Date	Opponent	S/R	W/L/S/H	IP	H	R	ER	BB	SO	NP
3/26	The Citadel	R	--	0.2	1	0	0	0	0	12
4/3	Kennesaw State	R	--	0.2	0	0	0	0	1	11
4/13	#5 Virginia	R	--	0.0	0	0	0	1	0	4
4/23	vs. Georgia	R	--	0.1	3	1	1	0	0	15
4/26	at Clemson-1	R	--	0.0	0	0	0	1	0	4
6/3	at #2 Vandy (NCAA)	R	--	0.0	0	0	0	1	0	5

2014 • RS-JUNIOR YEAR

18 APPEARANCES, 12 STARTS, 2.24 ERA

Date	Opponent	S/R	W/L/S/H	IP	H	R	ER	BB	SO	NP
2/15	Radford	R	--	1.0	1	1	1	0	0	15
2/19	at Georgia Southern	R	--	0.1	0	0	0	0	0	4
2/23	UNC Greensboro	R	--	0.2	0	0	0	0	1	14
3/1	Bowling Green	R	--	1.2	3	1	1	0	1	30
3/7	Wake Forest	R	--	3.0	2	2	2	0	2	40
3/11	Western Carolina	R	W	4.1	1	0	0	0	5	59
3/15	#22 Miami-2	S	--	6.0	4	2	2	2	6	90
3/22	at #13 UNC-1	S	--	5.0	6	3	3	2	4	77
3/29	at Pittsburgh	S	L	4.1	5	2	2	2	4	95
4/5	Duke	S	W	6.0	3	0	0	2	4	97
4/12	#1 Florida State	S	W	6.0	5	0	0	1	5	93
4/19	at Maryland	S	L	5.1	7	2	2	5	2	93
4/26	at NC State	S	L	6.0	5	1	1	0	4	78
5/3	Virginia Tech	S	W	7.1	6	1	1	2	5	128
5/10	at #1 Virginia	S	--	6.0	5	1	1	3	5	107
5/16	South Florida	S	W	5.0	4	0	0	1	5	91
5/25	Maryland (ACCT)	S	--	3.2	5	2	2	1	1	54
6/1	vs. Jax St. (NCAA)	S	--	5.0	6	1	1	1	3	83

2015 • RS-SENIOR YEAR

14 APPEARANCES, 5 STARTS, 8.33 ERA

Date	Opponent	S/R	W/L/S/H	IP	H	R	ER	BB	SO	NP
2/14	Fordham-1	S	--	4.2	4	3	3	4	6	91
2/22	vs. Albany	S	--	1.2	3	6	6	3	4	53
3/3	Ohio	S	--	4.1	5	1	1	0	3	46
3/8	#25 Notre Dame	R	--	1.0	0	0	0	1	1	20
3/14	at Duke	R	--	3.0	4	3	2	2	1	48
3/17	at Kennesaw State	R	--	1.1	2	1	1	1	1	21
3/21	#18 North Carolina-1	R	--	1.2	0	0	0	3	2	32
3/24	Auburn	S	--	5.0	4	1	1	4	3	78
3/31	at #21 Georgia	S	--	1.0	5	5	5	3	2	37
4/4	at Virginia Tech	R	--	0.0	0	1	1	1	0	7
4/21	Kennesaw State	R	--	0.1	1	1	1	0	1	10
5/6	at Mercer	R	--	0.0	0	1	1	1	0	4
5/10	Pittsburgh	R	--	1.0	1	0	0	0	1	18
5/15	at #8 Miami	R	--	2.0	4	3	3	0	3	38

CAREER STATS

Year	ERA	W-L	App.-GS	CG	SH	SV	IP	H	R	ER	BB	SO	B/Avg.	WP	HBP
2011	3.38	1-0	18-0	0	0/1	0	8.0	5	3	3	3	8	.185	2	0
2012	27.00	0-0	1-0	0	0/0	0	0.1	1	1	1	2	1	.500	0	0
2013	5.40	0-0	6-0	0	0/0	0	1.2	4	1	1	3	1	.500	0	0
2014	2.24	5-3	18-12	0	0/1	0	76.1	68	19	19	22	57	.245	5	9
2015	8.33	0-0	14-5	0	0/0	0	27.0	33	26	25	23	28	.295	4	0
TOTAL	3.89	6-3	57-17	0	0/2	0	113.1	111	50	49	53	95	.260	11	9



#42 • KYLE LEACH

RHP • JUNIOR • MONROE, GA

2015 SEASON HIGH

CAREER HIGH

Innings	---	1.0, vs. St. John's (2/23/13)
Strikeouts	---	---
Walks	---	1, vs. St. John's (2/23/13)
Hits	---	2, vs. St. John's (2/23/13)
Runs	---	2, vs. St. John's (2/23/13)
Earned Runs	---	2, vs. St. John's (2/23/13)

2015 HIGHLIGHTS

2013 • FRESHMAN YEAR

1 APPEARANCES, 0 STARTS, 18.00 ERA

Date	Opponent	S/R	W/L/S/H	IP	H	R	ER	BB	SO	NP
2/23	St. John's	R	--	1.0	2	2	2	1	0	19

CAREER STATS

Year	ERA	W-L	App.-GS	CG	SH	SV	IP	H	R	ER	BB	SO	B/Avg.	WP	HBP
2013	18.00	0-0	1-0	0	0	0	1.0	2	2	2	1	0	.500	0	0
2014	---	---	0-0	---	---	---	---	---	---	---	---	---	---	---	---
TOTAL	18.00	0-0	1-0	0	0	0	1.0	2	2	2	1	0	.500	0	0

BATTING NOTES & STATS

#2 • GRANT WRUBLE C/O • JUNIOR • JOHNS CREEK, GA

	2015 SEASON HIGH	CAREER HIGH
Hits	2, 2x, last vs. Presbyterian (5/2/15)	2, 2x, last vs. Presbyterian (5/2/15)
Runs	1, 9x, last vs. Presbyterian (5/2/15)	1, 13x, last vs. Presbyterian (5/2/15)
RBI	2, at Georgia State (4/1/15)	2, at Georgia State (4/1/15)
Doubles	---	1, vs. Wake Forest (3/8/14)
Triples	---	---
Home Runs	---	---
Stolen Bases	1, vs. Presbyterian (5/2/15)	1, 3x, last vs. Presbyterian (5/2/14)

2015 HIGHLIGHTS

- >> Drew a walk and scored in a pinch hit appearance on Opening Day against St. John's.
- >> Posted first career multi-hit performance going two-for-two with a pair of singles and run scored in Tech's six-run eighth inning en route to a 15-2 win over Indiana State on 2/28.
- >> Singled and scored in Georgia Tech's 22-6 victory over Georgia Southern on 3/10.
- >> Coaxed leadoff walk and scored the go-ahead run in the 11th inning of Tech's 7-6 win over Kennesaw State on 3/17.
- >> Made first start of the season at #7 Louisville on 3/28 in left field... Walked and scored.
- >> Started again against Georgia State (as the DH) on 4/1 and drove in two runs in his first career multi-RBI performance.
- >> Filled in for an injured Arden Pabst on Sunday against #15 Virginia batting in the DH spot... Coaxed a leadoff walk in the fifth and scored giving Tech a 4-0 lead in the Jackets' 4-3 victory... Provided a pinch-hit ninth-inning single on Friday.
- >> Came through off the bench with two hits in three at bats and a scored one of Tech's six runs in a decisive 8th inning en route to a 11-9 victory over Presbyterian.

CAREER STATS

Year	Avg	GP-GS	AB	R	H	2B	3B	HR	RBI	SLG%	BB	SO	OB%	SB-ATT	FLD%
2013	.250	11-0	4	1	1	0	0	0	2	.250	1	1	.333	0-0	1.000
2014	.172	16-4	29	3	5	1	0	0	0	.207	1	7	.200	2-2	.917
2015	.194	24-4	36	9	7	0	0	0	4	.194	5	13	.293	1-1	.958
TOTAL	.188	51-8	69	13	13	1	0	0	6	.203	7	21	.260	3-3	.958



#3 • WADE BAILEY IF • FRESHMAN • VILLA RICA, GA

	2015 SEASON HIGH	CAREER HIGH
Hits	4, vs. Indiana State (2/28/15)	4, vs. Indiana State (2/28/15)
Runs	3, 2x, last at Georgia (3/31/15)	3, 2x, last at Georgia (3/31/15)
RBI	3, 3x, last vs. Pittsburgh (5/8/15)	3, 3x, last vs. Pittsburgh (5/8/15)
Doubles	2, 3x, last at Mercer (5/6/15)	2, 3x, last at Mercer (5/6/15)
Triples	---	---
Home Runs	1, at Va Tech (4/5/15)	1, at Va Tech (4/5/15)
Stolen Bases	2, vs. Indiana State (3/1/15)	2, vs. Indiana State (3/1/15)

2015 HIGHLIGHTS

- >> Debuted as Tech's starting second baseman in all three games of the Atlanta Challenge on Opening Weekend.
- >> Recorded his first career hit, an infield single, in his first plate appearance and finished 2-for-6 with two runs scored and one driven in against St. John's.
- >> Turned in a perfect 3-for-3, 3 RBI performance against Georgia Southern on 2/17 including his first career extra-base hit, a two-run double.
- >> Reached base in three of his four plate appearances against Albany on 2/22 going 1-for-2 with an RBI and two walks.
- >> Went 4-for-5 with an RBI double and three runs in the 15-2 win over Indiana St. on 2/28.
- >> Swiped his first two career stolen bases and scored two runs as part of a 2-for-3 day at the plate in Tech's 7-1 win over Indiana State.
- >> Laid down 12th inning sacrifice bunt that induced a game-ending error to give Georgia Tech a walk-off 7-6 victory over Ohio on 3/3... Also singled versus the Bobcats.
- >> Matched a career-high three RBI in a 2-for-5 effort with two doubles and a walk against Georgia Southern on 3/10.
- >> Hit safely in all three games against UNC including a double in the series opener.
- >> Drove in the go-ahead run with a fielder's choice in the sixth inning and added an RBI double in the eighth as Tech beat Auburn 4-1 on 3/24 -- his first career game-winning hit.
- >> Hit safely in both his starts against #7 Louisville including an RBI single on Saturday... Sprained ankle sliding into second base on a stolen base attempt and left game due to injury... Did not return for Sunday's series finale (his first game missed).
- >> Returned to the lineup in the midweek against #21 Georgia... Tallied two hits in five trips and matched a season-high three runs scored in Tech's 13-6 win over the Bulldogs.
- >> Big series at Virginia Tech, going 5-for-11 with two RBI and two runs scored... Pummeled his first career home run to left on Sunday in Tech's 7-6 series-clinching victory... Extended his hitting streak to a career-best 11 games.
- >> Delivered a pair of multi-hit efforts in Tech's two wins over Clemson on 4/24 and 4/26... Registered second career two-double game and scored twice in Sunday's extra-inning victory.

- >> Knocked in three runs in Tech's three-game sweep over Presbyterian... Double and scored in the series-opener... Singled and scored the game-winning run in Tech's 11-9 win.
- >> Doubled twice, scored and drove in a run in Tech's dramatic 9-7 win over Mercer on 5/6.
- >> Knocked in five runs in Tech's series win over Pittsburgh on 5/8-5/10... Plated a career-high three runs in Tech's series-opening 9-1 win on 5/8... Doubled, stole a base and drove in two runs in Tech's series-clinching 10-3 victory on 5/10... Turned two highlight-reel double plays in the field on Sunday.

CAREER STATS

Year	Avg	GP-GS	AB	R	H	2B	3B	HR	RBI	SLG%	BB	SO	OB%	SB-ATT	FLD%
2015	.258	52-52	198	32	51	13	0	1	27	.338	15	16	.315	5-7	.963
TOTAL	.258	52-52	198	32	51	13	0	1	27	.338	15	16	.315	5-7	.963



#5 • KEENAN INNIS OF • SOPHMORE • CUMMING, GA

	2015 SEASON HIGH	CAREER HIGH
Hits	3, 5x, last vs. Pittsburgh (5/8/15)	3, 6x, last vs. Pittsburgh (5/8/15)
Runs	3, 2x, last vs. Ga Southern (3/10/15)	3, 2x, last vs. Ga Southern (3/10/15)
RBI	3, vs. Pittsburgh (5/10/15)	3, vs. Pittsburgh (5/10/15)
Doubles	2, 2x, last vs. Albany (2/22/15)	2, 2x, last vs. Albany (2/22/15)
Triples	1, 2x, last at Miami (5/16/15)	1, 2x, last at Miami (5/16/15)
Home Runs	---	---
Stolen Bases	1, 5x, last at Miami (5/15/15)	1, 6x, last at Miami (5/15/15)

2015 HIGHLIGHTS

- >> Made season debut with a pinch hit single and later scored against St. John's on 2/13.
- >> Compiled a career day with a combined 5-for-7 performance in a doubleheader against Fordham on 2/14 that included four runs, two RBI and his first career multi-double game.
- >> Went a combined 3-for-7 with two doubles, two runs scored and three RBI in Tech's Baseball at the Beach weekend on 2/21-22.
- >> Added two hits, a run scored and a stolen base in the win over Notre Dame on 3/7.
- >> Matched career-bests of three hits, three runs and two RBI in Tech's 22-6 rout of Georgia Southern on 3/10.
- >> Tagged Duke pitching for three hits, two runs and a double in two starts... Moved up to the two-hole in the lineup on 3/15 after batting no higher than fifth through his first nine starts.
- >> Contributed a double, a stolen base and an RBI to Tech's 7-6 extra-inning win over Kennesaw State on 3/17.
- >> Delivered his third three-hit game of the season in the series finale against North Carolina on 3/21 which included a double and a run scored.
- >> Notched his eighth multi-hit game with a 2-for-5 showing against Georgia State including an RBI single in Tech's 6-3 win.
- >> Roped an RBI double to right field as part of a two-hit effort in Tech's 11-4 victory over #15 Virginia on 4/11.
- >> Went a combined 3-for-9 in three starts against Boston College including a multi-hit effort on 4/18.
- >> Tallied his fourth three-hit performance of the season against Kennesaw State on 4/21... Added a run scored and a stolen base in Tech's 11-6 setback.
- >> Pinch ran and scored one of Tech's five ninth-inning runs in a 9-7 victory over Mercer on 5/6.
- >> Tallied a team-best six hits in Tech's series victory over Pittsburgh on 5/8-5/10... Turned in a 3-for-5 performance in the series-opener which included two runs, an RBI and his first career triple... Added a second multi-hit game and a career-high three RBI in Tech's 10-3 win in the series finale.
- >> Turned in Tech's top offensive performance at #8 Miami going 3-for-7 in two starts... Multi-hit effort and stole a base on 5/15... Tripled and scored in the series finale on 5/16.

CAREER STATS

Year	Avg	GP-GS	AB	R	H	2B	3B	HR	RBI	SLG%	BB	SO	OB%	SB-ATT	FLD%
2014	.248	40-23	101	15	25	3	0	10	277	.14	15	350	1-1	.961	
2015	.314	47-38	156	29	49	9	1	0	15	.397	12	22	.371	5-6	.987
TOTAL	.288	87-61	257	44	74	12	1	0	25	.350	26	37	.362	6-7	.977



BATTING NOTES & STATS

#6 • RYAN PEURIFOY OF • SOPHOMORE • PEACHTREE CITY, GA

	2015 SEASON HIGH	CAREER HIGH
Hits	3, 3x, last vs. Presbyterian (5/3/15)	4, vs. Miami (5/21/14)
Runs	2, vs. Presbyterian (5/2/15)	3, vs. Miami (5/21/14)
RBI	3, 2x, last vs. Virginia (4/11/15)	3, 2x, last vs. Virginia (4/11/15)
Doubles	1, 4x, last vs. Presbyterian (5/2/15)	1, 11x, last vs. Presbyterian (5/2/15)
Triples	1, vs. North Carolina (3/21/15)	1, 4x, last vs. North Carolina (3/21/15)
Home Runs	1, 2x, last at Mercer (5/6/15)	1, 2x, last at Mercer (5/6/15)
Stolen Bases	1, vs. Pittsburgh (5/8/15)	2, vs. UNC Greensboro (2/22/14)

2015 HIGHLIGHTS

>> Pinch ran for Daniel Gooden in the ninth inning and scored the game-tying run on Arden Pabst's three-run walk-off home run against Albany on 2/22.

>> Record his first career multi-RBI game by bringing home two runs against Indiana State on 2/28 in Tech's 15-2 victory.

>> Keyed Tech's come-from-behind 6-5 victory against North Carolina with a career-high three RBI including an eighth inning triple... Scored tying run in the eighth on Daniel Spingola's ground-rule double.

>> Made two starts in place of Kel Johnson in Tech's weekend series at #7 Louisville... Delivered a season-best three hits and scored a run in the series finale on 3/29.

>> Made his sixth start of the season (his fourth straight) and hit safely in both midweek wins at Georgia and Georgia State.

>> Registered five hits in nine trips in Tech's series victory over #15 Virginia... Matched a career high Saturday with three RBI and a season-high three hits... Added another multi-hit performance going 2-for-4 on Sunday.

>> Delivered walk-off single in Tech's 10-inning 5-4 win over Clemson to win the series... It was his first career walk-off and second career game-winning RBI... Hit safely in all three games including a two-hit performance on Saturday... Added a timely insurance run with an RBI single in the 8th inning on Friday.

>> Torched Presbyterian pitching going 7-for-11 with two doubles and his first career home run... Tallied four total hits in Tech's doubleheader sweep on 5/2... Drilled his first career home run in a 3-for-4 performance on 5/3 giving him three straight multi-hit games.

>> Hammered his second career home run against Mercer in Tech's 9-7 come-from-behind win on 5/6... Finished the night 2-for-5 and extended his hitting streak to seven games.

>> Went 3-for-10 in Tech's series win over Pittsburgh... Swiped first base of the season and drove in two runs over the weekend.

CAREER STATS

Year	Avg	GP-GS	AB	R	H	2B	3B	HR	RBI	SLG%	BB	SO	OB%	SB-ATT	FLD%
2014	.296	50-44	142	19	42	7	3	0	11	.387	11	29	.340	2-4	.980
2015	.317	42-26	101	14	32	4	1	2	18	.436	11	22	.381	1-2	.959
TOTAL	.305	92-70	243	33	74	11	4	2	29	.407	22	51	.357	3-6	.971



#7 • ARDEN PABST C • SOPHOMORE • SHERMAN OAKS, CA

	2015 SEASON HIGH	CAREER HIGH
Hits	2, 9x, last vs. Mercer (4/7/15)	2, 13x, last vs. Mercer (4/7/15)
Runs	2, 3x, last at Va Tech (4/5/15)	2, 8x, last at Va Tech (4/5/15)
RBI	3, vs. Albany (2/22/15)	4, at Maryland (4/20/14)
Doubles	2, 2x, last at Va Tech (4/3/15)	2, 2x, last at Va Tech (4/3/15)
Triples	1, vs. Old Dominion (2/14/14)	1, vs. Old Dominion (2/14/14)
Home Runs	1, vs. Albany (2/22/15)	1, twice, last vs. Albany (2/22/15)
Stolen Bases	1, 2x, last at Duke (3/13/15)	1, 3x, last at Duke (3/13/15)

2015 HIGHLIGHTS

>> Went 2-for-4 with two RBI and a double in Tech's season-opening victory against St. John's on 2/13.

>> Turned in his second straight two-hit, two-RBI, one-double performance in Game 2 of a doubleheader against Fordham on 2/14.

>> Was a perfect 4-for-4 on opening weekend in throwing out opposing base-runners, including three in the win over Fordham on 2/14 (two in the 6th inning).

>> Drove in five runs and pounded three extra-base hits in two games during Tech's Baseball at the Beach weekend including a walk-off three-run home run to down Albany, 9-8, on 2/22.

>> Smacked a leadoff double and scored Tech's only run in the sixth at Auburn on 2/24.

>> Recorded his fourth multi-hit game with a pair of singles against Notre Dame on 3/8.

>> Singled, scored and stole a base in Tech's 5-2 series-opening win over Duke on 3/13.

>> Smoked a game-tying RBI double off the wall in left on 3/24 vs. Auburn to trigger Tech's rally in a 4-1 win over the Tigers... Also gunned down his 13th base-runner of the year.

>> Led team in hits going 4-for-6 with sacrifice bunt in Tech's three-game series against #7 Louisville on 3/27-29.

>> Netted his third straight multi-hit effort with a 2-for-4 night in Athens including a pair of RBI in Tech's 13-6 victory over #21 Georgia... Turned a strike 'em out throw 'em out double play to stifle Georgia's second inning rally.

>> Continued to swing a hot bat against Virginia Tech going for 4-for-9 with a pair of doubles and five runs scored.

>> Extended his hitting streak to eight games with his ninth two-hit game of the season, going 2-for-3 with a double in the win over Mercer on 4/7.

>> Walked four times scoring twice and also notched a sacrifice fly in nine plate appearances in Tech's series victory against #15 Virginia.

>> Made one start against Clemson on 4/26 after missing first two games due to injury... Walked once and went 0-for-3.

>> Gunned down three of four potential base-stealers in the Presbyterian series.

>> Delivered a game-winning two-run single to cap Tech's five-run ninth inning comeback against Mercer on 5/6 to sweep the season series with a 9-7 victory.

CAREER STATS

Year	Avg	GP-GS	AB	R	H	2B	3B	HR	RBI	SLG%	BB	SO	OB%	SB-ATT	FLD%
2014	.217	44-38	120	17	26	3	1	1	17	.283	13	26	.321	1-1	.991
2015	.239	38-38	113	17	27	9	0	1	18	.345	21	31	.360	2-2	.996
TOTAL	.227	82-76	233	34	53	12	1	2	35	.313	34	57	.341	3-3	.993



BATTING NOTES & STATS

#9 • A.J. MURRAY

1B/C • SENIOR • WESTFIELD, NJ

2015 SEASON HIGH		CAREER HIGH	
Hits	3, 3x, last vs. Pittsburgh (5/8/15)	3, 13x, last vs. Pittsburgh (5/8/15)	
Runs	4, vs. FIU (2/21/15)	4, vs. FIU (2/21/15)	
RBI	6, vs. FIU (2/21/15)	6, FIU (2/21/15)	
Doubles	2, at Louisville (3/28/15)	2, 5x, last at Louisville (3/28/15)	
Triples	1, at Duke (3/14/15)	1, 5x, last at Duke (3/14/15)	
Home Runs	2, vs. Kennesaw St. (4/21/15)	2, vs. Kennesaw St. (4/21/15)	
Stolen Bases	1, at Mercer (5/6/15)	2, at North Carolina (3/22/14)	

2015 HIGHLIGHTS

- >> Drove in three runs in a 1-for-3 performance in Tech's season opener against St. John's.
- >> Exploded for six RBI and four runs scored in a career performance against FIU on 2/21 including a ninth-inning grand slam as Tech rallied for a 16-9 win.
- >> The six RBI versus FIU were the most in a game by a Yellow Jacket since Zane Evans had six against Virginia in the 2012 ACC tournament.
- >> Had a big 7-for-13 weekend against Indiana State that included two homers, three doubles and six RBI... Supplied the only run in Tech's 1-0 victory over ISU on 2/27 with a solo homer in the fifth... Followed Friday's game-winning blast with a three-hit performance in a 15-2 series-clinching win that included another home run and an RBI double... Doubled for the third straight game in the series finale while driving in a game-high three runs in the 7-1 win.
- >> Went 1-for-3, scored two runs and drew three walks (two intentional) in Tech's 7-6 walk-off victory against Ohio on 3/3.
- >> Impressed in Tech's 11-7 win over Notre Dame with a double, a homer and four RBI.
- >> Reached safely in each of his four plate appearances (2-for-2 with a walk and hit by pitch) and drove in two runs in Tech's 22-6 win over Georgia Southern on 3/10.
- >> Pounded out a double and triple in his seventh multi-hit performance of the season scoring twice against Duke on 3/14.
- >> Jump-started Tech's come-from-behind 6-5 win against North Carolina on 3/21 with a leadoff double in Tech's three-run sixth inning.
- >> Launched a solo home run in the eighth inning versus Auburn, giving the Jackets insurance at 3-1 en route to the 4-1 win over the Tigers on 3/24... It was his five homer of the year, to surpass his total from last year.
- >> Blasted a season-high two doubles in Tech's game against #6 Louisville.
- >> Hit safely and scored in each game in Tech's series win at Virginia Tech.
- >> Tied the game at 1-1 with a solo homer vs. Mercer on 4/7 as Tech went on to win 4-3.
- >> Went 4-for-12 in three games against #15 Virginia including an RBI and a run scored in each game... Extended his hit streak to seven games and has also scored in each game... Homered to the opposite field on Friday night.
- >> Pummeled a pair of opposite field home runs against Kennesaw State on 4/21 for his first career multi-homer game... Finished 2-for-5 with 4 RBI... Became the first Yellow Jacket to hit two home runs in a single game since Daniel Palka on 5/3/13 against Coastal Carolina.
- >> Brought a hot bat into the weekend going 4-for-10 with 2 RBI, a double and a homer against Clemson on 4/24-26... Hit safely and scored in all three games... Scored game-winning run in the eighth on Friday and game-tying run in the tenth on Sunday.
- >> Blasted Presbyterian pitching with five hits, four RBI and two homers in Tech's series sweep... Delivered a game-winning sacrifice fly in Tech's eight-run comeback to win 11-9 on 5/2... Hit a two-run home run in the first inning, the first of Tech's two back-to-back jacks, in the series-finale.
- >> Swiped first base of the season and scored twice in a 1-for-3 effort against Mercer on 5/6... Extended his hitting streak to four games in Tech's 9-7 win.
- >> Slugged four extra base hits (two doubles and two home runs) and drove in five runs in Tech's series victory over Pittsburgh on 5/8-5/10... Doubled and homered as part of a season-best three-hit performance in the series opener... Launched his ACC-leading 14th home run in the 3rd inning of Tech's 10-3 win on 5/10.
- >> Homered and drove in two runs with two hits in Tech's regular season finale against Miami on 5/16.

CAREER STATS

Year	Avg	GP-GS	AB	R	H	2B	3B	HR	RBI	SLG%	BB	SO	OB%	SB-ATT	FLD%
2012	.083	12-2	12	1	1	0	0	0	1	.083	2	1	.200	0-1	.941
2013	.271	64-64	236	41	64	10	2	5	35	.394	30	56	.366	4-4	.979
2014	.283	62-60	223	29	63	16	2	4	33	.426	24	52	.376	7-11	.978
2015	.283	54-54	205	49	58	16	1	15	51	.590	26	53	.371	1-2	.979
TOTAL	.275	192-180	676	120	186	42	5	24	120	.459	82	162	.368	12-18	.978



#10 • BRANDON GOLD

3B/RHP • SOPHOMORE • ALPHARETTA, GA

2015 SEASON HIGH		CAREER HIGH	
Hits	3, vs. Ohio (3/3/15)	3, twice, last vs. Ohio (3/3/14)	
Runs	2, 3x, last vs. Presbyterian (5/21/15)	3, at Maryland (4/20/14)	
RBI	3, vs. St. John's (2/13/15)	3, vs. St. John's (2/13/15)	
Doubles	1, 3x, last at Miami (5/15/15)	2, twice, last vs. Miami (3/15/14)	
Triples	1, 2x, last vs. Presbyterian (5/2/15)	1, 2x, last vs. Presbyterian (5/2/15)	
Home Runs	1, vs. St. John's (2/13/15)	1, vs. St. John's (2/13/15)	
Stolen Bases			

2015 HIGHLIGHTS

- >> Opened 2015 in grand style against St. John's going 2-for-3 with a three-run home run in the first inning (the first round-tripper of his career)
- >> Tallied his second consecutive multi-hit performance with a double and an RBI triple (his first career three-bagger) against Fordham on 2/14.
- >> Tallied multiple hits for the third consecutive game in a 2-for-4 effort on the road against Georgia Southern on 2/17.
- >> Recorded a double and drew a walk in Tech's 7-1 loss to Auburn on 2/24.
- >> Notched second career three hit game and scored game-winning run from first on a sacrifice bunt and a throwing error in Tech's 12-inning 7-6 victory over Ohio.
- >> Reached safely in all three plate appearances and scored twice going 1-for-1 with two walks against Georgia Southern on 3/10.
- >> Drew a walk in a ninth inning pinch-hit appearance and scored the tying run with two outs in the ninth inning of Tech's 7-6 extra-inning win against Kennesaw State on 3/17.
- >> Was on base three times versus Auburn on 3/24 with a single and a pair of walks.
- >> Drew a two-out walk in the seventh inning vs. Mercer on 4/7 and eventually scored as the go-ahead run on Spingola's three-run homer as Tech won 4-3.
- >> Turned in a multi-hit performance that included a run scored and an RBI in Tech's 14-4 loss to #15 Virginia on 4/10.
- >> Drilled a key two-run triple off the top of the center-field wall as a part of Tech's eight-run rally to defeat Presbyterian 11-9 on 5/2.

CAREER STATS

Year	Avg	GP-GS	AB	R	H	2B	3B	HR	RBI	SLG%	BB	SO	OB%	SB-ATT	FLD%
2014	.246	54-50	183	27	45	12	0	0	16	.311	19	44	.316	0-0	.963
2015	.273	25-23	77	12	21	3	2	1	11	.403	11	20	.364	0-0	.912
TOTAL	.254	79-73	260	39	66	15	2	1	27	.338	30	64	.330	0-0	.946



#11 • BLAKE JACKSON

IF • FROSH • WARNER ROBINS, GA

2015 SEASON HIGH		CAREER HIGH	
Hits	2, 2x, last vs. Presbyterian (5/3/15)	2, 2x, last vs. Presbyterian (5/3/15)	
Runs	2, 4x, last vs. Presbyterian (5/3/15)	2, 4x, last vs. Presbyterian (5/3/15)	
RBI	4, vs. Ga Southern (3/10/15)	4, vs. Ga Southern (3/10/15)	
Doubles	1, vs. Presbyterian (5/3/15)	1, vs. Presbyterian (5/3/15)	
Triples	1, vs. Presbyterian (5/3/15)	1, vs. Presbyterian (5/3/15)	
Home Runs	1, 2x, last vs. Ga Southern (3/10/15)	1, 2x, last vs. Ga Southern (3/10/15)	
Stolen Bases			

2015 HIGHLIGHTS

- >> Homered to right field in his first career at-bat as a pinch hitter in the seventh against St. John's on 2/13.
- >> Made first career start (at 3B) and scored two runs against Indiana State on 2/28.
- >> Crushed a grand slam to left center as a part of Tech's seven-run seventh against Georgia Southern on 3/10.
- >> Made second start of the season (at first) in the series finale against #7 Louisville.
- >> Drew two walks and scored two runs after coming off the bench in Tech's 11-5 win over Virginia Tech on 4/3.
- >> Registered a sac fly in a pinch hit appearance in Tech's 11-3 loss to Clemson on 4/25.
- >> Started back-to-back game for the first time in his career against Presbyterian on 5/2-3 and did not disappoint... Went a combined 3-for-7 with three runs and two RBI... Netted first career double and triple in Sunday's 10-2 victory.

CAREER STATS

Year	Avg	GP-GS	AB	R	H	2B	3B	HR	RBI	SLG%	BB	SO	OB%	SB-ATT	FLD%
2015	.182	21-5	33	10	6	1	1	2	8	.455	5	13	.300	0-0	1.000
TOTAL	.182	21-5	33	10	6	1	1	2	8	.455	5	13	.300	0-0	1.000



BATTING NOTES & STATS

#13 • THOMAS SMITH

IF • SENIOR • FT. PIERCE, FL

2015 SEASON HIGH		CAREER HIGH	
Hits	3, twice, last vs. Ga Southern (3/10/15)	4, twice, last at Maryland (4/20/14)
Runs	4, vs. St. John's (2/13/15)	4, vs. St. John's (2/13/15)
RBI	3, 2x, last vs. Presbyterian (5/2/15)	4, 3x, last vs. Georgia Southern (4/8/14)
Doubles	1, 3x, last at Georgia (3/31/15)	2, vs. Maryland (5/25/14)
Triples	1, 3x, last vs. Mercer (4/23/14)	1, 3x, last vs. Mercer (4/23/14)
Home Runs	1, 2x, last vs. Presbyterian (5/2/15)	1, 7x, last vs. Presbyterian (5/2/15)
Stolen Bases	1, 10x, last vs. Clemson (4/26/15)	1, 23x, last vs. Clemson (4/26/15)

2015 HIGHLIGHTS

- >> Set a new career-high four runs scored thanks to a 3-for-4 effort boosted by two walks, a stolen base, a double and an RBI in 17-3 win over St. John's on 2/13.
- >> Turned in a 5-for-13 weekend at Caravelle's Resort Baseball at the Beach including back-to-back multi-hit performances against Coastal Carolina and Albany (2/21-22).
- >> Extended his hitting streak to six games with a 1-for-4 effort at Auburn on 2/24.
- >> Posted his fourth multi-hit effort of the season and added a run and a stolen base in Tech's 7-6 win over Ohio on 3/3.
- >> Recorded two hits in each of Tech's first two games against Notre Dame. . . . Doubled as a part of his 2-for-3 effort on Friday. . . . Scored three times while making his first start at second base since Feb. 2014 on Saturday.
- >> Drove in a season-best 3 runs, going 3-for-6 against Georgia Southern on 3/10.
- >> Walked off in Tech's 6-5 win against North Carolina on 3/21 with a game-winning single down the left field line to score Kel Johnson.
- >> Was 1-for-2 with a walk, a run and a stolen base in the 4-1 win over Auburn on 3/24.
- >> Compiled three hits, two runs, two RBI, a double and a home run in Tech's midweek wins over #21 Georgia and Georgia State on 3/31-4/1.
- >> Put together his best ACC weekend of the season with four hits, three runs, two RBI and two stolen bases against Virginia Tech on 4/3-4/5. . . . Finished Tech's eight-game road swing on a five game-hitting streak.
- >> Extended hitting streak to six games with a single and a stolen base in the Mercer win.
- >> Tallied a pair of hits including a RBI single in Tech's 11-6 setback against Kennesaw State on 4/21.
- >> Went 4-for-10 with three RBI and two runs scored in Tech's series win over Clemson on 4/24-26. . . . Knocked home game-tying and game-winning runs on a go-ahead single in the eighth on Friday. . . . Added an RBI single and scored game-winning run in Tech's walk-off win over Clemson on 4/26.
- >> Hit safely in all three games of Tech's sweep over Presbyterian on 5/2-5/3. . . . Blasted a three-run homer in Tech's series-opening 5-1 win on 5/2.
- >> Reached safely in four of five plate appearances against Mercer on 5/6 going 1-for-2 with three walks and two runs scored.

CAREER STATS

Year	Avg	GP-GS	AB	R	H	2B	3B	HR	RBI	SLG%	BB	SO	OB%	SB-ATT	FLD%
2012	.302	39-39	126	18	38	6	0	0	12	.349	15	14	.407	5-9	.967
2013	.286	45-30	112	16	32	5	2	3	13	.446	13	16	.362	3-6	1.000
2014	.301	61-61	229	35	69	10	1	2	36	.380	26	31	.392	5-9	.996
2015	.266	54-54	192	33	51	3	0	2	22	.313	34	25	.387	10-12	.994
TOTAL	.288	199-184	659	102	190	24	3	7	83	.366	88	86	.389	23-36	.992



#14 • MATT GONZALEZ

IF/OF • JUNIOR • ACWORTH, GA

2015 SEASON HIGH		CAREER HIGH	
Hits	3, 4x, last at Va Tech (4/3/15)	4, twice, last vs. Maryland (5/25/14)
Runs	3, vs. Notre Dame (3/7/15)	4, at Virginia Tech (3/9/13)
RBI	4, at Georgia (3/31/15)	4, 2x, last at Georgia (3/31/15)
Doubles	2, vs. Albany (2/22/15)	2, 4x, last vs. Albany (2/22/15)
Triples	1, 3x, last vs. Ga Southern (4/8/14)	1, 3x, last vs. Ga Southern (4/8/14)
Home Runs	1, 5x, last vs. Presbyterian (5/3/15)	1, 9x, last vs. Presbyterian (5/3/15)
Stolen Bases	1, 8x, last vs. Presbyterian (5/2/15)	3, vs. South Florida (5/17/14)

2015 HIGHLIGHTS

- >> Busted out of an early season slump with a combined 5-for-14 in Tech's Baseball at the Beach weekend (2/21-22) including three runs scored, two doubles, an RBI and a stolen base.
- >> Netted his second multi-RBI performance going 1-for-3 with an RBI single and a sacrifice fly against Indiana State on 2/28.
- >> Erupted in the Notre Dame series going 6-for-11 with three doubles, a home run, four runs and three RBI. . . . Shined on Saturday with three hits and three runs including his first home run of 2015. . . . Doubled in all three games.
- >> Homered for the second time in three games and doubled for the fourth consecutive game in a 2-for-3 showing against Georgia Southern on 3/10.
- >> Recorded a hit in each game and drove in a total of four runs in Tech's weekend series win over Duke on 3/13-3/15.
- >> Singled and drove in one of Tech's two 11th-inning runs in win at Kennesaw State on 3/17. . . . Extended hitting streak to eight games.
- >> Put together a pair of multi-hit performances including a double and an RBI in Tech's doubleheader against North Carolina on 3/21.
- >> Recorded his third-straight two-hit game with a 2-for-4 effort in the 4-1 win over Auburn on 3/24. . . . Also threw a runner out at the plate from left to keep the game tied at 1-1.
- >> Posted a team-best five hits in Tech's two midweek victories against #21 Georgia and Georgia State. . . . Led Tech with four RBI including a three-run dinger against the Bulldogs in Athens. . . . Delivered a double the following day against Georgia State as part of a 2-for-5 performance.
- >> Continued his red-hot hitting against Virginia Tech going 5-for-14 with six RBI. . . . Netted his 100th career RBI on a two-run single in the 6th inning on Saturday. . . . Finished Tech's 4-1 week hitting .434 (10-for-23) with 11 RBI.
- >> Played a key role in Tech's 4-3 win over #15 Virginia on Sunday with a single and a run in the fourth and a two-out RBI single in the fifth giving the Jackets a 4-0 lead. . . . Made his 100th consecutive start on Friday against the Cavaliers.
- >> Netted three hits in Tech's series against Boston College including a two-hit performance on Saturday and a double on Sunday.
- >> Came around to score twice on A.J. Murray home runs and drove in a run in Tech's 11-6 loss to Kennesaw State on 4/21.
- >> Extended hitting streak to six games after hitting safely in each game in Tech's series win over Clemson on 4/24-4/26. . . . Homered and stole a base in a 2-for-5 effort as part of Tech's 5-4 win on Sunday.
- >> Pushed his hitting streak to nine games going 5-for-11 in Tech's sweep over Presbyterian College on 5/2-3. . . . Knocked in five runs and scored three runs on the weekend. . . . Hammered a three-run home run in the series finale en route to a 10-2 win.
- >> Knocked in three runs in a two-hit performance for the second straight game on 5/6 against Mercer. . . . Recorded his 200th career hit on an RBI single in the third. . . . Plated two runs on a ninth-inning single as part of Tech's five-run frame.
- >> Stretched his hitting streak to 13 games going 5-for-14 in Tech's series win over Pittsburgh on 5/8-5/10. . . . Scored three times, stole two bases and drove home two runs on the weekend.

CAREER STATS

Year	Avg	GP-GS	AB	R	H	2B	3B	HR	RBI	SLG%	BB	SO	OB%	SB-ATT	FLD%
2013	.291	61-58	227	37	66	9	2	3	37	.388	11	47	.324	10-14	.942
2014	.314	64-64	255	34	80	21	1	1	37	.416	20	55	.358	9-17	.941
2015	.289	54-54	218	29	63	13	0	5	42	.417	13	49	.321	10-14	.936
TOTAL	.299	179-176	700	100	209	43	3	9	116	.407	44	151	.336	29-45	.940



BATTING NOTES & STATS

#15 • CONNOR JUSTUS

IF • SOPH • CARTERSVILLE, GA

	2015 SEASON HIGH	CAREER HIGH
Hits	4, at Mercer (5/6/15)	4, at Mercer (5/6/15)
Runs	3, vs. Virginia (4/11/15)	3, 2x, last vs. Virginia (4/11/15)
RBI	2, 5x, last at Va Tech (4/3/15)	4, vs. Savannah State (4/9/14)
Doubles	2, at Va Tech (4/3/15)	2, at Va Tech (4/3/15)
Triples	1, at Pittsburgh (3/30/14)	1, at Pittsburgh (3/30/14)
Home Runs	1, at Miami (5/16/15)	1, 3x, last at Miami (5/16/14)
Stolen Bases	1, 5x, last at Boston College (4/18/15)	1, 6x, last at Boston College (4/18/15)

2015 HIGHLIGHTS

- >> Reached safely in four of six plate appearances and added a run, an RBI and a stolen base in Tech's 17-3 victory over St. John's on Opening Day.
- >> Delivered an RBI single and later scored in Tech's four-run, game-winning fifth inning against Fordham on 2/14.
- >> Recorded his first multi-RBI game of the season with a 2-for-5 performance against Florida International on 2/21.
- >> Provided production out of the ninth spot in the order with three RBI, two runs and a stolen base in the Indiana State series.
- >> Notched his first extra-base hit of the season to begin the 11th inning as part of a 2-for-5 effort against Ohio on 3/3.
- >> Snapped his 65-game consecutive start streak on 3/7 vs. Notre Dame due to a back injury... Came back the next day and recorded an RBI single in Tech's 4-1 win.
- >> Brought home two runs on an eighth-inning single against Georgia Southern on 3/10.
- >> Kick-started a two-run game-tying rally with a leadoff single in the sixth and then lined an RBI single to give Tech a 4-2 lead in the seventh en route to the Jackets' series-opening win over Duke.
- >> Roped a double down the left field line and scored two runs in Tech's 7-6 come-from-behind win over Kennesaw State on 3/17.
- >> Reached safely in 7-of-11 plate appearances against North Carolina including a perfect 2-for-2 with two walks in Tech's 6-5 win on 3/21.
- >> Singled to reach base safely for the 10th straight game and was involved in two of Tech's season-high four double plays in the 4-1 win over Auburn on 3/24.
- >> Came up big defensively in Tech's win over #21 Georgia with multiple highlight reel defensive plays against the Bulldogs... Also delivered a two-run double in Tech's three-run first in Athens.
- >> Doubled and scored for the second straight game in the win at Georgia State on 4/1.
- >> Delivered his best offensive performance of the season against Virginia Tech on 4/3 going 3-for-5 with two doubles, two runs scored and two RBI in Tech's 11-5 win.
- >> Hit safely in all three games against #15 Virginia totaling four hits in 10 trips with four runs scored... Matched a career high with three runs scored and added a double in Tech's 11-4 win on Saturday.
- >> Tallied back-to-back multi-hit games against Clemson on 4/25 and 4/26... Singled home the tying run in the tenth inning of Tech's 5-4 series-clinching win.
- >> Set a new career-high with four hits against Mercer on 5/6... Led off the ninth inning with his fourth base hit kick-starting a decisive five-run rally to give Tech a 9-7 win.
- >> Scored in all three games of Tech's series win over Pittsburgh on 5/8-5/10... Delivered a multi-hit performance in the series opening win on 5/8.
- >> Blasted first home run of the year in Tech's regular season finale against Miami on 5/16.

CAREER STATS

Year	Avg	GP-GS	AB	R	H	2B	3B	HR	RBI	SLG%	BB	SO	OB%	SB-ATT	FLD%
2014	.254	56-55	209	27	53	6	1	2	30	.321	22	43	.342	1-7	.968
2015	.251	53-53	183	32	46	8	0	1	24	.311	23	35	.352	5-5	.958
TOTAL	.253	109-108	392	59	99	14	1	3	54	.316	45	78	.347	6-12	.963



#25 • KEL JOHNSON

OF/1B • FROSH • PALMETTO, GA

	2015 SEASON HIGH	CAREER HIGH
Hits	4, vs. St. John's (2/13/15)	4, vs. St. John's (2/13/15)
Runs	3, vs. Ga Southern (3/10/15)	3, vs. Ga Southern (3/10/15)
RBI	4, at Ga Southern (2/17/15)	4, at Ga Southern (2/17/15)
Doubles	1, 8x, last vs. Ga Southern (3/10/15)	1, 8x, last vs. Ga Southern (3/10/15)
Triples	1, vs. Notre Dame (3/7/15)	1, vs. Notre Dame (3/7/15)
Home Runs	2, vs. Presbyterian (5/3/15)	2, vs. Presbyterian (5/3/15)
Stolen Bases		

2015 HIGHLIGHTS

- >> Pounded out four hits as Tech's cleanup hitter including a double and a home run and finished with three RBI and two runs scored in his first collegiate game on Opening Day against St. John's.
- >> Continued his red-hot hitting throughout the rest of the Atlanta Challenge to finish his first collegiate weekend 8-for-14 with five RBI, four runs, three doubles and two home runs.
- >> Named the ACC Player of the Week following his opening-weekend success.
- >> Became first freshman to win ACC Player of the Week honors on opening weekend since Mike McGee of Florida State in 2008.
- >> Walloped his first career grand slam off scoreboard in left at Georgia Southern to flip a 4-1 seventh-inning deficit into a 5-4 advantage in Tech's 7-4 victory.
- >> Was Tech's first freshman to hit a grand slam since 3/7/09 when Matt Simonds accomplished the feat against Maryland.
- >> Stretched his hitting streak to seven games in Tech's Baseball at the Beach weekend with four hits, four RBI, a double and home run.
- >> Netted his second game-winning RBI in as many games by drawing a bases-loaded full-count walk to give Tech a 10-9 lead in the ninth against Florida International.
- >> Snapped his season-opening streak at seven at Auburn on 2/24.
- >> Doubled and scored two runs against Ohio in Tech's 7-6 12th inning victory.
- >> Caught fire against Notre Dame going 7-for-12 in the three games including four RBI, a double, a triple and a home run... Recorded multiple hits in each game... Scored in all three contests... Cleared the bases in the eighth with a three-run triple to seal the 11-7 win for Tech on 3/7.
- >> Blasted his sixth home run of the season to give Tech a 2-1 lead against Georgia Southern on 3/10 and added a double with three walks... Scored a career-best three runs... Extended his hit streak to seven games and his extra-base hit streak to six games.
- >> Posted a pair of two-hit performances in Tech's two wins over Duke on 3/13 and 3/15.
- >> Delivered a game-tying RBI single with two outs and two strikes in the ninth inning of Tech's 7-6 victory over Kennesaw State on 3/17.
- >> Hit .500 (5-for-10) against North Carolina on 3/20-21... Hammered his team-leading seventh home run in the eighth inning on Friday night to tie the game at 3-3... Scored game-winning run on Saturday on Thomas Smith's walk-off single.
- >> Missed 13 games, including nine ACC contests, due a sprained ankle sustained on 3/21 against North Carolina.
- >> Returned to action as a pinch hitter on Friday 4/17 against Boston College and made started at DH on Saturday and Sunday.
- >> Recorded first hit since coming back from injury with a first inning single against Kennesaw State... Finished the night 1-for-4 with a walk.
- >> Netted his first career multi-home run game in Tech's 10-2 win against Presbyterian on 5/3... Both round-trippers were part of back-to-back blasts for Tech hitters... A solo-homer in the first followed an A.J. Murray blast... His two-run dinger was followed by a Ryan Peurifoy's first career home run.
- >> Drew a game-tying bases-loaded walk in the ninth inning of Tech's 9-7 win over Mercer on 5/6.
- >> Put together his strongest weekend since his ankle injury in mid-March going 5-for-9 with four RBI and four runs scored against Pittsburgh on 5/8-5/10... Launched his 10th home run of the season in the first inning of Tech's series-opening 9-1 rout... Reached base in all four plate appearances the next day going 2-for-2 with two walks... Finished the weekend with a 2-for-3 outing in Tech's 10-3 series-clinching victory.

CAREER STATS

Year	Avg	GP-GS	AB	R	H	2B	3B	HR	RBI	SLG%	BB	SO	OB%	SB-ATT	FLD%
2015	.302	39-38	149	27	45	9	1	10	34	.577	16	54	.373	0-0	1.000
TOTAL	.302	39-38	149	27	45	9	1	10	34	.577	16	54	.373	0-0	1.000



BATTING NOTES & STATS

#35 • DANIEL SPINGOLA

OF • SENIOR • ROSWELL, GA

	2015 SEASON HIGH	CAREER HIGH
Hits	4, last at Va Tech (4/5/15)	4, 3x, last at Va Tech (4/5/15)
Runs	2, 8x, last at Va Tech (4/4/15)	3, twice, last vs. Florida State (4/12/14)
RBI	3, 4x, last vs. Mercer (4/7/15)	3, 7x, last vs. Mercer (4/7/15)
Doubles	2, at Va Tech (4/5/15)	2, last at Va Tech (4/5/15)
Triples	1, at Va Tech (4/3/15)	1, 9x, last at Va Tech (4/3/15)
Home Runs	1, 2x, last vs. Mercer (4/7/15)	1, 6x, last vs. Mercer (4/7/15)
Stolen Bases	2, at Duke (3/15/15)	2, 4x, last at Duke (3/15/15)

2015 HIGHLIGHTS

- >> Singled, walked twice, scored twice and stole a base in 17-3 victory over St. John's.
- >> Extended his hitting streak to four games and scored five times with a 5-for-14 weekend at Caravelle's Resort Baseball at the Beach.
- >> Recorded his first multi-RBI performance of the season thanks to a two-run fifth inning single in Tech's 7-1 win over Indiana State on 3/1.
- >> Produced a season-best three-for-five performance including three RBI and a run scored on against Notre Dame on 3/7... Hit safely in every game against the Irish.
- >> Scored twice and doubled in Tech's 22-6 victory over Georgia Southern on 3/10.
- >> Went a combined 6-for-13 with four runs scored and two stolen bases in Tech's three-game series against Duke... Hammered his first home run of the season to deep right center-field in pitcher-friendly Jack Coombs Park.
- >> Extended hitting streak to eight games with an 11th-inning single in Tech's 7-6 victory over Kennesaw State on 3/17.
- >> Pounded a game-tying RBI double in the eighth inning of Tech's come-from-behind 6-5 win against North Carolina on 3/21... Matched a career-best 11-game hitting streak with a single in the series finale.
- >> Singled versus Auburn on 3/24 to extend his hitting streak to a career-high 12 games, which ended at Louisville.
- >> Reached base four times and scored twice on three walks and a hit by pitch in Tech's 13-6 win over #21 Georgia on 3/31.
- >> Pulled an RBI single through the right side to pad Tech's eighth inning lead in the 6-3 win over Georgia State on 4/1 to extend his reached-base streak to 20 games (career-high).
- >> Caught fire in Tech's series victory over Virginia Tech going 8-for-13 with 6 RBI and reaching safely in 11 of 16 plate appearances... Went 3-for-6 on Friday with three RBI, a double and a triple... Reached base four times on Saturday going 1-for-2 with two walks and a hit by pitch... Matched career-bests four hits and three RBI on Sunday including his first career multi-double performance.
- >> Launched a go-ahead three-run home run in the seventh inning to break a 1-1 tie versus Mercer on 4/7 as Tech won 4-3... Extended his reached-base streak to 24 games.
- >> Went 2-for-5 with a pair of RBI singles in Tech's 11-4 win over #15 Virginia to extend his reach base safely streak to 26 games... Did not reach base after going 0-for-3 on Sunday for the first time since 2/27.
- >> Singled three times in Tech's 11-6 loss to Kennesaw State on 4/21.
- >> Left game on 4/25 against Clemson in the fifth inning due to injury... Snapped a 97-game start streak by sitting out the series finale.

CAREER STATS

Year	Avg	GP-GS	AB	R	H	2B	3B	HR	RBI	SLG%	BB	SO	OB%	SB-ATT	FLD%
2012	.349	23-8	43	5	15	3	0	0	5	.419	4	9	.404	4-5	1.000
2013	.256	50-21	78	12	20	2	0	1	13	.321	14	13	.375	3-5	1.000
2014	.319	64-62	257	45	82	9	8	3	36	.451	21	42	.384	15-16	.979
2015	.262	48-46	183	30	48	8	1	2	26	.350	17	25	.345	6-8	.982
TOTAL	.294	185-137	561	92	165	22	9	6	80	.398	56	89	.371	28-34	.984



#37 • DANIEL GOODEN

LHP/UTL • FROSH • GRIFFIN, GA

	2015 SEASON HIGH	CAREER HIGH
Hits	1, vs. Indiana State (2/28/15)	1, vs. Indiana State (2/28/15)
Runs	1, twice, last vs. Ga Southern (3/10/15)	1, twice, last vs. Ga Southern (3/10/15)
RBI	1, vs. Indiana State (2/28/15)	1, vs. Indiana State (2/28/15)
Doubles	---	---
Triples	---	---
Home Runs	---	---
Stolen Bases	---	---

2015 HIGHLIGHTS

- >> Drew a four-pitch walk in his first career plate appearance against Albany on 2/22.
- >> Picked up his first career base hit, RBI and run scored in a pinch hit appearance against Indiana State on 2/28.
- >> Reached base twice on a walk and hit by pitch and scored once in Tech's 22-6 win over Georgia Southern.
- >> Made first career start on 3/15 against Duke as Tech's designated hitter in the seven-hole.

CAREER STATS

Year	Avg	GP-GS	AB	R	H	2B	3B	HR	RBI	SLG%	BB	SO	OB%	SB-ATT	FLD%
2015	.125	8-1	8	2	1	0	0	0	1	.125	2	4	.364	0-0	1.000
TOTAL	.125	8-1	8	2	1	0	0	0	1	.125	2	4	.364	0-0	1.000

OVERALL STATISTICS

RECORD: 32-22 HOME: 21-8 AWAY: 9-13 NEUTRAL: 2-1 ACC: 13-17

BATTING

Player	AVG	GP	GS	AB	R	H	2B	3B	HR	RBI	TB	SLG%	BB	HBP	SO	GDP	OB%	SF	SH	SB	ATT	PO	A	E	FLD%		
Ryan Peurifoy	.317	42	26	101	14	32	4	1	2	18	44	.436	11	0	22	0	.381	1	2	1	2	69	2	3	.959		
Keenan Innis	.314	47	38	156	29	49	9	2	0	15	62	.397	12	2	22	1	.371	0	3	5	6	75	2	1	.987		
Kel Johnson	.302	39	38	149	27	45	9	1	10	34	86	.577	16	1	54	1	.373	0	0	0	0	42	2	0	1.000		
Matt Gonzalez	.289	54	54	218	29	63	13	0	5	42	91	.417	13	0	49	7	.321	6	2	10	14	51	80	9	.936		
A.J. Murray	.283	54	54	205	49	58	16	1	15	51	121	.590	26	5	53	4	.371	4	0	1	2	125	12	3	.979		
Thomas Smith	.266	54	54	192	33	51	3	0	2	22	60	.313	34	6	25	5	.387	3	4	10	12	429	54	3	.994		
Daniel Spingola	.262	48	46	183	30	48	8	1	2	26	64	.350	17	6	25	2	.345	0	4	6	8	106	6	2	.982		
Wade Bailey	.258	52	52	198	32	51	13	0	1	27	67	.338	15	3	16	4	.315	3	3	5	7	123	136	10	.963		
Connor Justus	.251	53	53	183	32	46	8	0	1	24	57	.311	23	6	35	3	.352	1	5	5	5	90	161	11	.958		
Arden Pabst	.239	38	38	113	17	27	9	0	1	18	39	.345	21	1	31	1	.360	1	6	2	2	235	49	1	.996		

Brandon Gold	.273	25	23	77	12	21	3	2	1	11	31	.403	11	0	20	1	.364	0	0	0	0	26	36	6	.912		
Grant Wruble	.194	24	4	36	9	7	0	0	0	4	7	.194	5	0	13	2	.293	0	0	1	1	23	0	1	.958		
Blake Jackson	.182	21	5	33	10	6	1	1	2	8	15	.455	5	1	13	0	.300	1	1	0	1	22	8	0	1.000		
Daniel Gooden	.125	7	1	8	2	1	0	0	0	1	1	.125	2	1	4	0	.364	0	0	0	0	0	1	0	1.000		
Totals	.273	54	54	1852	325	505	96	9	42	301	745	.402	211	32	382	31	.354	20	30	46	60	1442	604	52	.975		
Opponents	.275	54	54	1827	295	502	87	11	30	266	701	.384	248	42	354	44	.371	18	36	52	88	1416	554	59	.971		

LOB - Team (404), Opp (436). DPs turned - Team (55), Opp (40). CI - Team (2), Murray, A 2. IBB - Team (4), Murray, A 3, Johnson, K 1, Opp (7). Picked off - Bailey, W 4, Gonzalez, M 3, Gold, B 1, Spingola, D 1, Pabst, A 1.

PITCHING

Player	ERA	W	L	APP	GS	CG	SHO	CBO	SV	IP	H	R	ER	BB	SO	2B	3B	HR	AB	B/Avg	WP	HBP	BK	SFA	SHA		
Jonathan King	3.24	4	4	14	14	0	0	1	0	89.0	81	40	32	23	50	20	2	2	330	.245	8	9	0	6	6		
Brandon Gold	3.26	7	3	14	12	0	0	1	0	85.2	71	35	31	25	71	12	4	3	310	.229	6	4	0	2	8		
Zac Ryan	3.59	9	1	28	0	0	0	2	7	47.2	43	22	19	15	40	6	0	4	172	.250	2	5	0	0	5		
Ben Parr	4.53	5	4	19	9	0	0	0	0	59.2	73	36	30	34	29	13	2	2	229	.319	2	3	0	3	8		
Cole Pitts	6.85	0	6	14	11	0	0	0	0	44.2	48	37	34	32	30	9	1	9	170	.282	10	4	0	4	1		

Matt Phillips	4.50	3	0	16	0	0	0	0	0	18.0	19	15	9	12	14	4	0	2	70	.271	3	3	0	0	2		
Trevor Craport	4.76	0	0	7	0	0	0	0	0	11.1	13	7	6	3	3	3	0	1	46	.283	0	1	0	0	0		
Matthew Gorst	4.96	3	2	25	0	0	0	1	1	32.2	30	20	18	26	32	2	0	1	118	.254	4	3	0	0	4		
Daniel Gooden	5.62	0	0	6	1	0	0	0	0	8.0	6	6	5	11	7	1	0	1	28	.214	1	3	0	0	0		
Patrick Wiseman	5.87	0	0	8	0	0	0	0	0	7.2	12	6	5	5	5	4	0	1	35	.343	2	1	0	0	1		
Jared Datoc	6.52	0	0	10	0	0	0	0	0	9.2	13	8	7	7	7	3	0	1	39	.333	1	1	0	0	0		
Ben Schniederjans	6.75	0	1	4	2	0	0	0	0	13.1	19	10	10	7	10	1	0	0	53	.358	0	1	0	2	1		
Tanner Shelton	7.71	1	1	22	0	0	0	0	0	16.1	23	15	14	17	20	3	1	1	72	.319	4	0	0	0	0		
Devin Stanton	8.33	0	0	14	5	0	0	0	0	27.0	33	26	25	23	28	5	1	1	112	.295	4	0	0	0	0		
Joe Wiseman	9.39	0	0	8	0	0	0	0	0	7.2	14	8	8	6	4	1	0	0	33	.424	2	4	0	0	0		
Cory Pope	15.43	0	0	2	0	0	0	0	0	2.1	4	4	4	2	4	0	0	1	10	.400	1	0	0	1	0		
Totals	4.74	32	22	54	54	0	2	2	8	480.2	502	295	253	248	354	87	11	30	1827	.275	50	42	0	18	36		
Opponents	5.28	22	32	54	54	2	4	2	8	472.0	505	325	277	211	382	96	9	42	1852	.273	43	32	10	20	30		

PB - Team (6), Murray, A 4, Pabst, A 2, Opp (8). Pickoffs - Team (12), Gorst, M 3, King, J 3, Ryan, Z 2, Pitts, C 1, Stanton, D 1, Parr, B 1, Murray, A 1, Opp (10). SBA/ATT - Pabst, A (31-55), Murray, A (21-27), King, J (8-15), Pitts, C (11-14), Gold, B (7-13), Parr, B (5-10), Gorst, M (6-9), Ryan, Z (5-7), Stanton, D (4-6), Datoc, J (3-5), Phillips, M (1-3), Gooden, D (1-2), Shelton, T (1-2), Wiseman, P (0-1), Schniederjan (0-1).

CONFERENCE STATISTICS

RECORD: 13-17 HOME: 9-6 AWAY: 4-11

BATTING

Player	AVG	GP	GS	AB	R	H	2B	3B	HR	RBI	TB	SLG%	BB	HBP	SO	GDP	OB%	SF	SH	SB	ATT	PO	A	E	FLD%		
Kel Johnson	.314	20	19	70	10	22	2	1	3	12	35	.500	5	1	29	1	.368	0	0	0	0	13	1	0	1.000		
Ryan Peurifoy	.311	23	17	61	5	19	1	1	0	10	22	.361	6	0	16	0	.373	0	2	1	2	33	1	1	.971		
Matt Gonzalez	.300	30	30	120	13	36	8	0	2	21	50	.417	6	0	26	5	.333	0	2	4	8	28	53	6	.931		
Keenan Innis	.289	27	24	97	12	28	4	2	0	6	36	.371	5	2	16	0	.337	0	2	2	3	54	1	0	1.000		
Connor Justus	.266	29	29	94	15	25	4	0	1	12	32	.340	11	4	15	1	.364	1	2	2	2	47	82	4	.970		
Daniel Spingola	.259	28	27	108	15	28	6	1	1	15	39	.361	7	2	18	1	.316	0	2	4	5	67	5	0	1.000		
A.J. Murray	.246	30	30	114	21	28	9	1	6	20	57	.500	11	1	32	4	.315	1	0	0	1	76	5	1	.988		
Wade Bailey	.229	29	29	105	14	24	5	0	1	11	32	.305	8	2	10	3	.291	2	1	2	3	58	74	7	.950		
Thomas Smith	.206	30	30	102	11	21	1	0	0	11	22	.216	16	2	17	2	.320	2	3	3	5	237	25	0	1.000		
Arden Pabst	.200	21	21	60	10	12	2	0	0	4	14	.233	10	1	20	1	.319	1	3	1	1	123	26	1	.993		

Brandon Gold	.161	9	9	31	1	5	1	0	0	2	6	.194	1	0	11	1	.188	0	0	0	0	9	16	4	.862		
Grant Wruble	.100	13	3	20	3	2	0	0	0	2	2	.100	2	0	8	2	.182	0	0	0	0	10	0	1	.909		
Blake Jackson	.000	9	1	9	2	0	0	0	0	1	0	.000	2	1	5	0	.231	1	1	0	0	19	2	0	1.000		
Daniel Gooden	.000	4	1	6	0	0	0	0	0	0	0	.000	0	0	4	0	.000	0	0	0	0	0	0	0	.000		
Totals	.251	30	30	997	132	250	43	6	14	127	347	.348	90	16	227	21	.320	8	18	19	30	785	323	25	.978		
Opponents	.287	30	30	1012	173	290	53	7	20	157	417	.412	144	25	190	24	.385	11	22	36	50	791	323	29	.975		

LOB - Team (206), Opp (257). DPs turned - Team (32), Opp (25). CI - Team (1), Murray, A 1. IBB - Team (0), Opp (3). Picked off - Bailey, W 2, Gonzalez, M 2, Gold, B 1, Spingola, D 1, Pabst, A 1.

PITCHING

Player	ERA	W	L	APP	GS	CG	SHO	CBO	SV	IP	H	R	ER	BB	SO	2B	3B	HR	AB	B/Avg	WP	HBP	BK	SFA	SHA		
Jonathan King	3.60	1	4	10	10	0	0	0	0	65.0	64	31	26	18	36	17	2	1	244	.262	6	6	0	4	5		
Brandon Gold	3.78	5	3	10	10	0	0	1	0	64.1	60	30	27	19	57	11	2	3	242	.248	5	4	0	2	6		
Cole Pitts	6.34	0	5	9	8	0	0	0	0	32.2	36	26	23	27	22	7	1	5	126	.286	6	2	0	3	1		

Matthew Gorst	3.20	3	1	13	0	0	0	0	1	19.2	19	8	7	14	20	0	0	0	70	.271	2	2	0	0	4		
Zac Ryan	4.87	4	1	13	0	0	0	1	2	20.1	20	13	11	9	13	2	0	3	74	.270	1	2	0	0	3		
Trevor Craport	5.06	0	0	6	0	0	0	0	0	10.2	13	7	6	3	3	3	0	1	44	.295	0	1	0	0	0		
Matt Phillips	5.62	0	0	8	0	0	0	0	0	8.0	11	8	5	8	6	3	0	1	32	.344	2	3	0	0	1		
Jared Datoc	6.00	0	0	6	0	0	0	0	0	6.0	8	5	4	5	5	1	0	1	23	.348	1	0	0	0	0		
Devin Stanton	6.23	0	0	6	0	0	0	0	0	8.2	9	7	6	7	8	1	0	1	35	.257	2	0	0	0	0		
Patrick Wiseman	6.75	0	0	4	0	0	0	0	0	4.0	5	3	3	3	2	1	0	1	17	.294	1	1	0	0	1		
Ben Parr	9.90	0	2	7	2	0	0	0	0	10.0	19	11	11	10	6	5	2	1	44	.432	1	0	0	1	1		
Daniel Gooden	11.57	0	0	2	0	0	0	0	0	2.1	2	4	3	5	2	0	0	0	9	.222	1	2	0	0	0		
Cory Pope	15.43	0	0	2	0	0	0	0	0	2.1	4	4	4	2	4	0	0	1	10	.400	1	0	0	1	0		
Tanner Shelton	15.75	0	1	11	0	0	0	0	0	4.0	9	8	7	9	4	2	0	1	22	.409	2	0	0	0	0		
Joe Wiseman	19.64	0	0	5	0	0	0	0	0	3.2	11	8	8	5	2	0	0	0	20	.550	2	2	0	0	0		
Totals	5.19	13	17	30	30	0	1	1	3	261.2	290	173	151	144	190	53	7	20	1012	.287	33	25	0	11	22		
Opponents	4.06	17	13	30	30	2	3	1	7	263.2	250	132	119	90	227	43	6	14	997	.251	20	16	3	8	18		

PB - Team (5), Murray, A 3, Pabst, A 2, Opp (3). Pickoffs - Team (7), King, J 3, Pitts, C 1, Murray, A 1, Ryan, Z 1, Gorst, M 1, Opp (7). SBA/ATT - Pabst, A (22-31), Murray, A (14-16), King, J (8-12), Pitts, C (10-12), Gold, B (5-7), Gorst, M (3-5), Ryan, Z (4-5), Datoc, J (2-4), Parr, B (2-2), Phillips, M (0-1), Stanton, D (1-1), Shelton, T (1-1).

STARTING LINEUPS BY POSITION

Date	Opponent	No. (Time)	Record	C	1B	2B	3B	SS	LF	CF	RF	DH
2/13	St. John's	1 (1)	1-0	Pabst	Smith	Bailey	Gold	Justus	Gonzalez	Spingola	Johnson	Murray
2/14	Fordham-1	2 (1)	0-1	Murray	Smith	Bailey	Gold	Justus	Gonzalez	Spingola	Innis	Johnson
	Fordham-2	3 (1)	1-0	Pabst	Smith	Bailey	Gonzalez	Justus	Innis	Spingola	Johnson	Murray
2/17	at Georgia Southern	1 (2)	2-0	Pabst	Smith	Bailey	Gold	Justus	Gonzalez	Spingola	Johnson	Murray
2/21	vs. FIU	1 (3)	3-0	Pabst	Smith	Bailey	Gold	Justus	Gonzalez	Spingola	Johnson	Murray
	at Coastal Carolina	2 (2)	0-2	Murray	Smith	Bailey	Gold	Justus	Gonzalez	Spingola	Innis	Johnson
2/22	vs. Albany	3 (2)	2-0	Pabst	Smith	Bailey	Gonzalez	Justus	Innis	Spingola	Johnson	Murray
2/24	at Auburn	1 (4)	3-1	Pabst	Smith	Bailey	Gold	Justus	Gonzalez	Spingola	Johnson	Murray
2/27	Indiana State	1 (5)	4-1	Pabst	Smith	Bailey	Gold	Justus	Gonzalez	Spingola	Johnson	Murray
2/28	Indiana State	4 (1)	1-0	Murray	Smith	Bailey	Jackson	Justus	Gonzalez	Spingola	Peurifoy	Johnson
3/1	Indiana State	3 (3)	3-0	Pabst	Smith	Bailey	Gonzalez	Justus	Innis	Spingola	Johnson	Murray
3/3	Ohio	1 (5)	4-1	Pabst	Smith	Bailey	Gold	Justus	Gonzalez	Spingola	Johnson	Murray
3/6	Notre Dame	1 (6)	4-2	Pabst	Smith	Bailey	Gold	Justus	Gonzalez	Spingola	Johnson	Murray
3/7	Notre Dame	5 (1)	1-0	Pabst	Gold	Smith	Gonzalez	Bailey	Innis	Spingola	Johnson	Murray
3/8	Notre Dame	3 (4)	4-0	Pabst	Smith	Bailey	Gonzalez	Justus	Innis	Spingola	Johnson	Murray
3/10	Georgia Southern	6 (1)	1-0	Murray	Smith	Bailey	Gonzalez	Justus	Innis	Spingola	Johnson	Gold
3/13	at Duke	1 (7)	5-2	Pabst	Smith	Bailey	Gold	Justus	Gonzalez	Spingola	Johnson	Murray
3/14	at Duke	3 (5)	4-1	Pabst	Smith	Bailey	Gonzalez	Justus	Innis	Spingola	Johnson	Murray
3/15	at Duke	7 (1)	1-0	Murray	Smith	Bailey	Gonzalez	Justus	Innis	Spingola	Johnson	Gooden
3/17	at Kennesaw State	3 (6)	5-1	Pabst	Smith	Bailey	Gonzalez	Justus	Innis	Spingola	Johnson	Murray
3/20	North Carolina	3 (7)	5-2	Pabst	Smith	Bailey	Gonzalez	Justus	Innis	Spingola	Johnson	Murray
3/21	North Carolina	8 (1)	1-0	Murray	Smith	Bailey	Gonzalez	Justus	Innis	Spingola	Peurifoy	Johnson
	North Carolina	3 (8)	5-3	Pabst	Smith	Bailey	Gonzalez	Justus	Innis	Spingola	Johnson	Murray
3/24	Auburn	9 (1)	1-0	Pabst	Smith	Bailey	Gold	Justus	Gonzalez	Spingola	Innis	Murray
3/27	at Louisville	9 (2)	1-1	Pabst	Smith	Bailey	Gold	Justus	Gonzalez	Spingola	Innis	Murray
3/28	at Louisville	10 (1)	0-1	Murray	Smith	Bailey	Gonzalez	Justus	Wruble	Spingola	Peurifoy	Gold
3/29	at Louisville	11 (1)	0-1	Pabst	Jackson	Smith	Gonzalez	Justus	Innis	Spingola	Peurifoy	Murray
3/31	at Georgia	12 (1)	1-0	Pabst	Smith	Bailey	Gold	Justus	Gonzalez	Spingola	Peurifoy	Murray
4/1	at Georgia State	13 (1)	1-0	Murray	Smith	Bailey	Gonzalez	Justus	Innis	Spingola	Peurifoy	Wruble
4/3	at Virginia Tech	12 (2)	2-0	Pabst	Smith	Bailey	Gold	Justus	Gonzalez	Spingola	Peurifoy	Murray
4/4	at Virginia Tech	14 (1)	0-1	Pabst	Smith	Bailey	Gonzalez	Justus	Innis	Spingola	Peurifoy	Murray
4/5	at Virginia Tech	15 (1)	1-0	Pabst	Smith	Bailey	Gonzalez	Justus	Innis	Spingola	Wruble	Murray
4/7	Mercer	16 (1)	1-0	Pabst	Gold	Smith	Gonzalez	Justus	Innis	Spingola	Peurifoy	Murray
4/10	Virginia	12 (3)	2-1	Pabst	Smith	Bailey	Gold	Justus	Gonzalez	Spingola	Peurifoy	Murray
4/11	Virginia	15 (2)	2-0	Pabst	Smith	Bailey	Gonzalez	Justus	Innis	Spingola	Peurifoy	Murray
4/12	Virginia	13 (2)	2-0	Murray	Smith	Bailey	Gonzalez	Justus	Innis	Spingola	Peurifoy	Wruble
4/17	at Boston College	9 (3)	1-2	Pabst	Smith	Bailey	Gold	Justus	Gonzalez	Spingola	Innis	Murray
4/18	at Boston College	17 (1)	0-1	Pabst	Smith	Bailey	Gonzalez	Justus	Innis	Spingola	Murray	Johnson
4/19	at Boston College	8 (2)	0-2	Murray	Smith	Bailey	Gonzalez	Justus	Innis	Spingola	Peurifoy	Johnson
4/21	Kennesaw State	2 (3)	2-1	Murray	Smith	Bailey	Gold	Justus	Gonzalez	Spingola	Innis	Johnson
4/24	Clemson	8 (3)	1-2	Murray	Smith	Bailey	Gonzalez	Justus	Innis	Spingola	Peurifoy	Johnson
4/25	Clemson	8 (4)	1-3	Murray	Smith	Bailey	Gonzalez	Justus	Innis	Spingola	Peurifoy	Johnson
4/26	Clemson	18 (1)	1-0	Pabst	Smith	Bailey	Gonzalez	Justus	Peurifoy	Innis	Murray	Johnson
5/2	Presbyterian	18 (2)	2-0	Pabst	Smith	Bailey	Gonzalez	Justus	Peurifoy	Innis	Murray	Johnson
	Presbyterian	19 (1)	1-0	Murray	Smith	Bailey	Jackson	Justus	Gonzalez	Innis	Peurifoy	Gold
5/3	Presbyterian	20 (1)	1-0	Pabst	Smith	Bailey	Jackson	Justus	Gonzalez	Peurifoy	Murray	Johnson
5/6	at Mercer	20 (2)	2-0	Pabst	Smith	Bailey	Jackson	Justus	Gonzalez	Peurifoy	Murray	Johnson
5/8	Pitt	21 (1)	1-0	Pabst	Smith	Bailey	Gonzalez	Justus	Innis	Peurifoy	Murray	Johnson
5/9	Pitt	22 (1)	0-1	Murray	Smith	Bailey	Gonzalez	Justus	Innis	Peurifoy	Spingola	Johnson
5/10	Pitt	21 (2)	2-0	Pabst	Smith	Bailey	Gonzalez	Justus	Innis	Peurifoy	Murray	Johnson
5/12	vs. Georgia	21 (3)	2-1	Pabst	Smith	Bailey	Gonzalez	Justus	Innis	Peurifoy	Murray	Johnson
5/14	at Miami	22 (1)	0-1	Pabst	Smith	Bailey	Gonzalez	Justus	Peurifoy	Spingola	Murray	Johnson
5/15	at Miami	23 (1)	0-1	Murray	Smith	Bailey	Gonzalez	Justus	Innis	Spingola	Peurifoy	Gold
5/16	at Miami	17 (2)	0-2	Pabst	Smith	Bailey	Gonzalez	Justus	Innis	Spingola	Murray	Johnson

STARTING LINEUPS BY BATTING ORDER

Date	Opponent	No. (Time)	Record	1	2	3	4	5	6	7	8	9
2/13	St. John's	1 (1)	1-0	Spingola	Smith	Gonzalez	Johnson	Murray	Justus	Bailey	Gold	Pabst
2/14	Fordham-1	2 (1)	0-1	Spingola	Smith	Gonzalez	Johnson	Murray	Justus	Innis	Gold	Bailey
	Fordham-2	3 (1)	1-0	Spingola	Smith	Johnson	Gonzalez	Murray	Innis	Justus	Pabst	Bailey
2/17	at Georgia Southern	4 (1)	1-0	Spingola	Smith	Johnson	Gonzalez	Murray	Justus	Pabst	Gold	Bailey
2/21	vs. FIU	5 (1)	1-0	Spingola	Smith	Johnson	Murray	Gonzalez	Justus	Gold	Pabst	Bailey
	at Coastal Carolina	6 (1)	0-1	Spingola	Smith	Johnson	Murray	Gonzalez	Justus	Innis	Gold	Bailey
2/22	vs. Albany	7 (1)	1-0	Spingola	Smith	Johnson	Murray	Gonzalez	Innis	Justus	Pabst	Bailey
2/24	at Auburn	8 (1)	0-1	Spingola	Smith	Johnson	Murray	Gonzalez	Gold	Bailey	Pabst	Justus
2/27	Indiana State	8 (2)	1-1	Spingola	Smith	Johnson	Murray	Gonzalez	Gold	Bailey	Pabst	Justus
2/28	Indiana State	9 (1)	1-0	Spingola	Smith	Johnson	Murray	Gonzalez	Jackson	Bailey	Peurifoy	Justus
3/1	Indiana State	10 (1)	1-0	Spingola	Smith	Murray	Johnson	Gonzalez	Innis	Bailey	Pabst	Justus
3/3	Ohio	11 (1)	1-0	Spingola	Smith	Murray	Johnson	Gonzalez	Gold	Bailey	Pabst	Justus
3/6	Notre Dame	12 (1)	0-1	Spingola	Smith	Murray	Johnson	Gold	Bailey	Gonzalez	Pabst	Justus
3/7	Notre Dame	13 (1)	1-0	Spingola	Smith	Johnson	Murray	Gold	Bailey	Innis	Gonzalez	Pabst
3/8	Notre Dame	14 (1)	1-0	Spingola	Smith	Johnson	Murray	Innis	Bailey	Gonzalez	Pabst	Justus
3/10	Georgia Southern	15 (1)	1-0	Spingola	Smith	Johnson	Murray	Innis	Bailey	Gonzalez	Gold	Justus
3/13	at Duke	16 (1)	1-0	Spingola	Smith	Johnson	Murray	Gonzalez	Bailey	Gold	Pabst	Justus
3/14	at Duke	17 (1)	0-1	Spingola	Smith	Johnson	Murray	Gonzalez	Innis	Bailey	Pabst	Justus
3/15	at Duke	18 (1)	1-0	Spingola	Innis	Johnson	Murray	Gonzalez	Smith	Gooden	Bailey	Justus
3/17	at Kennesaw State	19 (1)	1-0	Spingola	Innis	Johnson	Murray	Gonzalez	Smith	Bailey	Justus	Pabst
3/20	North Carolina	19 (2)	1-1	Spingola	Innis	Johnson	Murray	Gonzalez	Smith	Bailey	Justus	Pabst
3/21	North Carolina	20 (1)	1-0	Spingola	Innis	Johnson	Murray	Gonzalez	Smith	Bailey	Justus	Peurifoy
	North Carolina	21 (1)	0-1	Spingola	Innis	Johnson	Murray	Gonzalez	Smith	Justus	Bailey	Pabst
3/24	Auburn	22 (1)	1-0	Spingola	Innis	Gonzalez	Murray	Smith	Gold	Bailey	Justus	Pabst
3/27	at Louisville	22 (2)	1-1	Spingola	Innis	Gonzalez	Murray	Smith	Gold	Bailey	Justus	Pabst
3/28	at Louisville	23 (1)	0-1	Spingola	Bailey	Gonzalez	Murray	Smith	Gold	Peurifoy	Justus	Wruble
3/29	at Louisville	24 (1)	0-1	Spingola	Justus	Gonzalez	Murray	Smith	Innis	Peurifoy	Pabst	Jackson
3/31	at Georgia	25 (1)	1-0	Spingola	Peurifoy	Gonzalez	Murray	Smith	Justus	Gold	Bailey	Pabst
4/1	at Georgia State	26 (1)	1-0	Spingola	Innis	Gonzalez	Murray	Smith	Justus	Bailey	Peurifoy	Wruble
4/3	at Virginia Tech	27 (1)	1-0	Spingola	Peurifoy	Gonzalez	Murray	Smith	Justus	Bailey	Gold	Pabst
4/4	at Virginia Tech	28 (1)	0-1	Spingola	Peurifoy	Gonzalez	Murray	Smith	Justus	Bailey	Innis	Pabst
4/5	at Virginia Tech	29 (1)	1-0	Spingola	Wruble	Gonzalez	Murray	Smith	Justus	Bailey	Innis	Pabst
4/7	Mercer	30 (1)	1-0	Spingola	Innis	Gonzalez	Murray	Smith	Justus	Peurifoy	Gold	Pabst
4/10	Virginia	31 (1)	0-1	Spingola	Peurifoy	Gonzalez	Murray	Smith	Justus	Bailey	Pabst	Gold
4/11	Virginia	32 (1)	1-0	Spingola	Innis	Gonzalez	Murray	Smith	Bailey	Justus	Pabst	Peurifoy
4/12	Virginia	33 (1)	1-0	Spingola	Bailey	Gonzalez	Murray	Smith	Innis	Justus	Peurifoy	Wruble
4/17	at Boston College	34 (1)	0-1	Spingola	Innis	Gonzalez	Murray	Smith	Bailey	Justus	Pabst	Gold
4/18	at Boston College	35 (1)	0-1	Spingola	Innis	Gonzalez	Johnson	Murray	Smith	Bailey	Justus	Pabst
4/19	at Boston College	36 (1)	0-1	Spingola	Bailey	Gonzalez	Johnson	Murray	Justus	Smith	Innis	Peurifoy
4/21	Kennesaw State	37 (1)	0-1	Spingola	Bailey	Gonzalez	Murray	Johnson	Innis	Justus	Smith	Gold
4/24	Clemson	38 (1)	1-0	Spingola	Bailey	Gonzalez	Murray	Johnson	Smith	Innis	Justus	Peurifoy
4/25	Clemson	38 (2)	1-1	Spingola	Bailey	Gonzalez	Murray	Johnson	Smith	Innis	Justus	Peurifoy
4/26	Clemson	39 (1)	1-0	Innis	Bailey	Gonzalez	Murray	Johnson	Smith	Justus	Peurifoy	Pabst
5/2	Presbyterian	40 (1)	1-0	Bailey	Innis	Gonzalez	Murray	Johnson	Smith	Justus	Peurifoy	Pabst
	Presbyterian	41 (1)	1-0	Bailey	Innis	Gonzalez	Murray	Smith	Peurifoy	Justus	Gold	Jackson
5/3	Presbyterian	42 (1)	1-0	Bailey	Smith	Gonzalez	Murray	Johnson	Peurifoy	Pabst	Justus	Jackson
5/6	at Mercer	43 (1)	1-0	Bailey	Smith	Gonzalez	Murray	Johnson	Peurifoy	Pabst	Jackson	Justus
5/8	Pitt	44 (1)	1-0	Innis	Bailey	Gonzalez	Murray	Johnson	Smith	Peurifoy	Pabst	Justus
5/9	Pitt	45 (1)	0-1	Innis	Bailey	Gonzalez	Murray	Johnson	Smith	Peurifoy	Spingola	Justus
5/10	Pitt	46 (1)	1-0	Innis	Bailey	Gonzalez	Murray	Johnson	Smith	Peurifoy	Justus	Pabst
5/12	vs. Georgia	44 (2)	1-1	Innis	Bailey	Gonzalez	Murray	Johnson	Smith	Peurifoy	Pabst	Justus
5/14	at Miami	47 (1)	0-1	Spingola	Bailey	Gonzalez	Murray	Johnson	Smith	Peurifoy	Pabst	Justus
5/15	at Miami	48 (1)	0-1	Spingola	Smith	Gonzalez	Murray	Peurifoy	Bailey	Gold	Innis	Justus
5/16	at Miami	49 (1)	0-1	Innis	Spingola	Gonzalez	Murray	Johnson	Smith	Bailey	Pabst	Justus

GAME RESULTS

Date	Opponent	W-L	Score	Att.	GT Pitcher	Opp. Pitcher	Record	Notes
2/13	St. John's	W	17-3	1,243	King (1-0)	McCormick (0-1)	1-0	Tech records second-most runs on Opening Day in school history; Johnson 4-5, HR, 3 RBI in debut
2/14	Fordham-1	L	4-9	1,390	Gorst (0-1)	Haynes, Jr. (1-0)	1-1	Fordham scored the final five runs to break a 4-4 tie in the seventh
	Fordham-2	W	7-5	1,390	Parr (1-0)	Johnson (0-1)	2-1	Johnson's fifth-inning HR triggered rally as Tech rallied; Ryan pitched two shutout innings for save
2/17	at Georgia Southern	W	7-4	1,260	Ryan (1-0)	Sheppard (0-1)	3-1	Johnson hit seventh-inning grand slam to give Tech the lead for good; Ryan 3.1 shutout IP for win
2/21	vs #23 FIU	W	16-9	117	Shelton (1-0)	Dopico (1-1)	4-1	Murray's grand slam highlighted eight-run ninth inning as Tech rallied for 16-9 win
	at Coastal Carolina	L	5-7	1,178	Parr (1-1)	Cunningham (2-0)	4-2	Tech led 2-0 before Coastal scored all seven runs in fifth inning; Johnson homered and drove in two
2/22	vs Albany	W	9-8	174	Phillips (1-0)	Woods (0-1)	5-2	Pabst hit a walk-off, three-run home run with one out in the ninth
2/24	at Auburn	L	1-7	2,211	Schniederjans (0-1)	Thompson (2-1)	5-3	Tech limited to a run on six hits; Auburn ace Keegan Thompson (7.0 IP, 6 H, 9 K)
2/27	Indiana State	W	1-0	787	King (2-0)	Degano (2-1)	6-3	Murray's home run in the fifth was the game's only run; King pitched a gem (6.0 IP, 1 H, 0 R, 1 BB, 4 K)
2/28	Indiana State	W	15-2	913	Parr (2-1)	Stagg (0-1)	7-3	Murray and Bailey combined for seven hits and six runs; Tech pounded out 16 hits
3/1	Indiana State	W	7-1	813	Gold (1-0)	McKinney (1-1)	8-3	Gold took no-hitter into seventh inning in first career start; Murray drove in three more runs
3/3	Ohio	W	(12) 7-6	711	Ryan (2-0)	Miller (1-1)	9-3	Gold was 3-for-6 and scored from first on an error in 12th; Ryan pitched 4.0 scoreless to get win
3/6	#25 Notre Dame	L	(10) 2-3	1,108	Gorst (0-2)	Bass (2-0)	9-4	Tech hit into four double plays as Notre Dame won the ACC opener in 10 innings
3/7	#25 Notre Dame	W	11-7	1,821	Ryan (3-0)	Bielak (2-1)	10-4	Top four hitters in Tech's lineup were 9-for-18 with 9 RBI and 6 runs
3/8	#25 Notre Dame	W	4-1	1,887	Gold (2-0)	McCarty (2-1)	11-4	Gold pitched a five-hit shutout over eight innings; Gonzalez doubled and drove in two runs
3/10	Georgia Southern	W	22-6	1,347	Phillips (2-0)	Geiger (0-2)	12-4	Tech pounded out 20 hits and hit three homers in its highest-scoring game since 2010
3/13	at Duke	W	5-2	258	Gorst (1-2)	Hendrix (1-1)	13-4	Tech scored game's final five runs over sixth, seventh and eighth; Gorst pitched 2.1 scoreless to get win
3/14	at Duke	L	3-6	213	Pitts (0-1)	Istler (1-1)	13-5	Murray doubled and triples and Spingola homered, but Tech unable to overcome 10 walks issued to Duke
3/15	at Duke	W	4-0	387	Gold (3-0)	Clark (2-1)	14-5	Gold (7.0 IP) and Ryan (2.0 IP) combined for three-hit shutout to clinch series
3/17	at Kennesaw State	W	(11) 7-6	1,112	Ryan (4-0)	Erwin (0-2)	15-5	Tech rallied with two in the 9th, scored twice in 11th and held off KSU rally in 11th
3/20	#18 North Carolina	L	3-5	1,217	Shelton (1-1)	Thornton (1-1)	15-6	Johnson hit a game-tying two-run HR in the eighth, but UNC hit a two-run HR in the ninth to win
3/21	#18 North Carolina	W	6-5	2,023	Ryan (5-0)	Kelley (2-1)	16-6	Tech scored the game's final six runs, capped by Thomas Smith's walk-off RBI single in the ninth
	#18 North Carolina	L	1-5	2,023	Pitts (0-2)	Moss (3-0)	16-7	Jackets couldn't complete doubleheader sweep and dropped first ACC series
3/24	Auburn	W	4-1	2,813	Parr (3-1)	McCord (1-2)	17-7	Tech scored game's final four runs; Bailey's RBI in the sixth was the winner; Murray homered
3/27	at #7 Louisville	L	1-4	527	King (2-1)	Funkhouser (3-2)	17-8	Tech brought the tying run to plate in the ninth and left five runners on over the final three innings
3/28	at #7 Louisville	L	3-8	1,004	Pitts (0-3)	McKay (4-0)	17-9	Louisville led 6-0 after the second; Tech issued 10 walks and lost consecutive games for first time
3/29	at #7 Louisville	L	1-4	1,032	Gold (3-1)	Rogers (4-1)	17-10	Peurifoy had three hits and Tech out-hit Louisville 8-5, but left nine runners on base
3/31	at #21 Georgia	W	13-6	3,188	Phillips (3-0)	Avidano (3-2)	18-10	Tech scored six runs in the first two innings; Gonzalez was 3-for-4 with a homer and 4 RBI
4/1	at Georgia State	W	6-3	326	Parr (4-1)	Habeck (3-4)	19-10	Parr pitched 5.2 IP and allowed one run to get the win; Wruble drove in Tech's first two runs
4/3	at Virginia Tech	W	11-5	985	Gorst (2-2)	Kennedy (1-3)	20-10	Gonzalez was 3-for-5 with three RBI and he drove in the go-ahead run in the 8th; Tech scored 5 in 9th
4/4	at Virginia Tech	L	8-9	1,753	Ryan (5-1)	McGarity (3-3)	20-11	VT scored twice in the ninth and walk-off with the win after the Jackets took the lead in the top of 9th
4/5	at Virginia Tech	W	7-6	1,184	Gold (4-1)	Scheetz (1-1)	21-11	Gorst pitched 3.1 innings of scoreless relief with six Ks; GT scored five times in second and held off VT
4/7	Mercer	W	4-3	2,178	Parr (5-1)	Wade (1-1)	22-11	Spingola's three-run homer broke a 1-1 tie in the seventh; Parr went a career-long 7.1 innings to get win
4/10	#15 Virginia	L	4-14	1,409	King (2-2)	Kirby (5-2)	22-12	Tech drew 10 walks and left 13 runners on base in series-opening setback
4/11	#15 Virginia	W	11-4	2,344	Gorst (3-2)	Jones (4-2)	23-12	Peurifoy had three hits and three RBI; Tech scored five times in first inning
4/12	#15 Virginia	W	4-3	1,641	Gold (5-1)	Waddell (2-3)	24-12	Gold pitched 7.0 innings with three hits, one run and seven strikeouts to win rubber-game
4/17	at Boston College	L	1-0	134	King (2-3)	King (1-2)	24-13	BC's Mike King pitched a complete-game one-hitter
4/18	at Boston College	L	6-1	3,033	Pitts (0-4)	Gorman (4-2)	24-14	Gonzalez and Innis each had two hits for Tech, Johnson drove in the Jackets' lone run
4/19	at Boston College	L	0-4	545	Gold (5-2)	Adams (2-2)	24-15	Tech was limited to two hits in the finale
4/21	Kennesaw State	L	6-11	1,454	Parr (5-2)	Erwin (4-2)	24-16	Murray homered twice; Tech led 3-1 until a seven-run sixth inning by KSU
4/24	Clemson	W	4-2	1,825	Ryan (6-1)	Vetzel (1-3)	25-16	Smith's two-run single with two outs in the 8th gave Tech the lead for good
4/25	Clemson	L	3-11	1,257	Pitts (0-5)	Erwin (4-3)	25-17	Clemson broke open a close game with six runs over the final two innings
4/26	Clemson	W	(10) 5-4	1,791	Ryan (7-1)	Schmidt (1-2)	26-17	Justus tied the game in the 10th with a two-out RBI single and Peurifoy's walk-off single won it
5/2	Presbyterian	W	5-1	1,443	King (3-3)	Kehner (1-2)	27-17	King pitched career-long eight innings (0 ER); Smith's three-run HR in third gave Tech the lead for good
	Presbyterian	W	11-9	1,443	Ryan (8-1)	Deal (2-3)	28-17	Tech scored 10 of game's final 11 runs, including six in 8th; Presbyterian led 8-0 in 2nd
5/3	Presbyterian	W	10-2	1,061	Gold (6-2)	Chock (2-4)	29-17	Tech tallied nine extra-base hits, including five homers; Johnson hit two bombs
5/6	at Mercer	W	9-7	1,567	Ryan (9-1)	Pittman (2-2)	30-17	Pabst's 2-run single broke a 7-7 tie as Tech rallied with five in 9th after Mercer took 7-4 lead in 8th
5/8	Pitt	W	9-1	1,255	King (4-3)	Zeuch (6-4)	31-17	Johnson and Murray each belted home runs to back a strong start by King (7.0, 3 H, 1 R, 0 ER, 7 K)
5/9	Pitt	L	6-8	1,089	Parr (5-3)	Berube (2-7)	31-18	Pitt broke open a 3-2 game with a 5-run sixth inning; Tech scored game's final four runs in 6th and 7th
5/10	Pitt	W	10-3	1,116	Gold (7-2)	Mersing (3-3)	32-18	Gold was again in command in a rubber-game; Tech led 10-0 before Pitt scored two unearned in 6th
5/12	vs. Georgia	L	0-6	18,792	Pitts (0-6)	Walsh (5-2)	32-19	The largest crowd in college baseball this season saw Georgia even the season series
5/14	at #8 Miami	L	0-3	2,174	King (4-4)	Woodrey (6-2)	32-20	King pitched a gem, but the Jackets were one-hit by Miami
5/15	at #8 Miami	L	1-22	2,499	Parr (5-4)	Suarez (7-1)	32-21	Miami led wire-to-wire in earning the series win
5/16	at #8 Miami	L	4-17	2,544	Gold (7-3)	Hammond (4-1)	32-22	Murray and Justus hit homers in the fifth as Tech tied it at 4-4, but Miami pulled away

2015 NUMERICAL ROSTER

No.	Name	Position	B/T	Height	Weight	Year	Hometown / High School / Last College
2	Grant Wruble **	C/OF	R/R	6-1	184	Jr.	Johns Creek, Ga. / Chattahoochee
3	Wade Bailey	IF/OF	R/R	5-9	175	Fr.	Villa Rica, Ga. / Villa Rica
4	Zac Ryan *	RHP	R/R	6-1	201	So.	Valparaiso, Ind. / Andean
5	Keenan Innis *	OF/RHP	L/R	6-0	181	So.	Cumming, Ga. / Blessed Trinity
6	Ryan Peurifoy *	OF	R/R	6-2	200	So.	Peachtree City, Ga. / Starr's Mill
7	Arden Pabst *	C	R/R	6-1	199	So.	Sherman Oaks, Calif. / Harvard Westlake
8	Ryan Young	RHP	S/R	5-10	170	Fr.	Kennesaw, Ga. / Blessed Trinity
9	A.J. Murray ***	1B/C	R/R	6-1	216	Sr.	Westfield, N.J. / Westfield
10	Brandon Gold *	IF/RHP	R/R	6-3	202	So.	Alpharetta, Ga. / Johns Creek
11	Blake Jackson	3B	R/R	6-2	191	Fr.	Warner Robins, Ga. / Houston County
13	Thomas Smith ***	IF	R/R	6-1	181	Sr.	Fort Pierce, Fla. / John Carroll
14	Matt Gonzalez **	3B/OF	R/R	5-11	195	Jr.	Acworth, Ga. / Harrison
15	Connor Justus *	IF	R/R	5-11	195	So.	Cartersville, Ga. / Cartersville
16	Coleman Poje #	IF/OF	R/R	6-2	212	Jr.	Atlanta, Ga. / Westminster / Air Force
20	Matt Phillips *	RHP	R/R	6-2	201	So.	Milton, Ga. / Milton
22	Trevor Craport	C	R/R	5-11	200	Fr.	Norcross, Ga. / Norcross
23	Ben Parr *	LHP	L/L	6-3	185	So.	Social Circle, Ga. / George Walton Academy
24	Joe Wiseman **	RHP	R/R	6-4	245	Jr.	Roswell, Ga. / Pope
25	Kel Johnson	OF/1B	R/R	6-4	204	Fr.	Palmetto, Ga. / Home Schooled
26	Matthew Gorst *	RHP	R/R	6-0	203	So.	Alpharetta, Ga. / Johns Creek
27	Patrick Wiseman	RHP	L/R	6-5	215	Fr.	Roswell, Ga. / Pope
28	Jared Datoc	RHP/UTL	R/R	5-9	196	Fr.	Atlanta, Ga. / Pace Academy
29	Cory Pope	LHP	R/L	5-11	175	Fr.	Valdosta, Ga. / Lowndes
30	Ben Schniederjans *	RHP	R/R	6-2	192	So.	Powder Springs, Ga. / Harrison
31	Tanner Shelton *	LHP	L/L	6-2	237	So.	Woodstock, Ga. / Etowah
32	Cody Worthy	RHP	R/R	6-3	203	Fr.	Winston, Ga. / Alexander
35	Daniel Spingola ***	OF	L/L	6-1	190	Sr.	Roswell, Ga. / Marist
36	Cole Pitts ***	RHP	R/R	6-5	237	r-Jr.	Moultrie, Ga. / Colquitt County
37	Daniel Gooden	LHP	S/L	6-3	221	Fr.	Griffin, Ga. / Griffin
39	Jonathan King **	LHP	L/L	5-11	197	r-So.	Murfreesboro, Tenn. / Riverdale
41	Devin Stanton ****	LHP	R/L	6-0	195	r-Sr.	Lilburn, Ga. / Wesleyan
42	Kyle Leach **	RHP	R/R	6-1	178	Jr.	Monroe, Ga. / George Walton Academy

* Years on the roster # Air Force transfer, will sit out 2015

COACHES & STAFF

Head Coach: 17 Danny Hall (Miami, Ohio '77), 22nd year at Georgia Tech

Assistant Coach/Hitting: 18 Bryan Prince (Georgia Tech '05), 8th year

Assistant Coach/Pitching: 34 Jason Howell (North Carolina '02), 3rd year

Volunteer Assistant Coach: 19 Tony Plagman (Georgia Tech '10), 2nd year

Undergraduate Student Assistant: 12 Mike Nickeas, 1st year

Director of Baseball Operations: Nick Scherer (Georgia Tech, '07), 8th year

Strength & Conditioning: Steve Tamborra (Florida State '94), 16th year

Athletic Trainer: Paul Wolkoff (Georgia Tech, '93), 7th year

Equipment Manager: Walter Smith (Morris Brown, '72), 30th year

Managers: Jonathan Langley (bullpen catcher), Steven Tinsley, Soma Yamaoka, John Simoneaux, Olivia Moore

ALPHABETICAL

No.	Name
3	Wade Bailey
22	Trevor Craport
28	Jared Datoc
10	Brandon Gold
14	Matt Gonzalez
37	Daniel Gooden
26	Matthew Gorst
5	Keenan Innis
11	Blake Jackson
25	Kel Johnson
15	Connor Justus
39	Jonathan King
42	Kyle Leach
9	A.J. Murray
7	Arden Pabst
23	Ben Parr
6	Ryan Peurifoy
20	Matt Phillips
36	Cole Pitts
16	Coleman Poje
29	Cory Pope
4	Zac Ryan
30	Ben Schniederjans
31	Tanner Shelton
13	Thomas Smith
35	Daniel Spingola
41	Devin Stanton
24	Joe Wiseman
27	Patrick Wiseman
32	Cody Worthy
2	Grant Wruble
8	Ryan Young

PRONUNCIATION GUIDE

Grant Wruble	Ruh-bull
Keenan Innis	INN-es
Ryan Peurifoy	PURE-ah-foy
Coleman Poje	PO-zhay
Trevor Craport	CRAY-port
Jared Datoc	DAY-tock
Ben Schniederjans	SHNY-der-jannz

ROSTER BREAKDOWNS

BY STATE

Georgia (27)

Wade Bailey Villa Rica
 Trevor Craport Norcross
 Jared Datoc Atlanta
 Brandon Gold Alpharetta
 Matt Gonzalez Acworth
 Daniel Gooden Griffin
 Matthew Gorst Alpharetta
 Keenan Innis Cumming
 Blake Jackson Warner Robins
 Kel Johnson Palmetto
 Connor Justus Cartersville
 Kyle Leach Monroe
 Ben Parr Social Circle
 Ryan Peurifoy Peachtree City
 Matt Phillips Milton
 Cole Pitts Moultrie

Coleman Poje Atlanta
 Cory Pope Valdosta
 Ben Schniederjans Powder Springs
 Tanner Shelton Woodstock
 Daniel Spingola Roswell
 Devin Stanton Lilburn
 Joe Wiseman Roswell
 Patrick Wiseman Roswell
 Cody Worthy Winston
 Grant Wruble Johns Creek
 Ryan Young Kennesaw

New Jersey (1)

A.J. Murray Westfield

California (1)

Arden Pabst Sherman Oaks

Florida (1)

Thomas Smith Ft. Pierce

Tennessee (1)

Jonathan King Murfreesboro

Indiana (1)

Zac Ryan Valparaiso

BY CLASS

Seniors (4): Murray, Smith, Spingola, Stanton*

Juniors (6): Gonzalez, Leach, Pitts*, Poje, Wiseman, Wruble

Sophomores (12): Gold, Gorst, Innis, Justus, King*, Pabst, Parr, Peurifoy, Phillips, Ryan, Schniederjans, Shelton

Freshmen (10): Bailey, Craport, Datoc, Gooden, Jackson, Johnson, Pope, Wiseman, Worthy, Young

*redshirt