

GEORGIA TECH BASKETBALL 2013-14

Tech Wins Three of Four to Finish Gregory's Third Season

With its team as healthy as it could have been at the end of the year, Georgia Tech put a strong finish on its third season under Brian Gregory with a pair of victories the last week of the regular season and its first Atlantic Coast Conference Tournament win since 2010.

Tech (16-17, 6-12 ACC) won its last two games in the regular season, defeating No. 7 Syracuse, 67-62, at the Carrier Dome, then downing Virginia Tech, 62-51, on Senior Day at McCamish Pavilion. The Yellow Jackets followed that by defeating Boston College for the third time this season, a 73-70 overtime decision, in the opening round of the tournament.

The Yellow Jackets nearly carried their season a round further in the tournament, leading 6th-seeded Clemson by as many as nine points before falling, 69-65, in overtime in the second round.

Gregory had to manage a roster wracked by injuries all season long. Tech played its first 10 ACC games with no more than nine scholarship players, sometimes with as few as seven. Senior guard and leading scorer Trae Golden (groin) missed most if not all of the first five games in February, and sophomore forward Robert Carter, Jr. (knee), the ACC's leading rebounder at the end of December.

Still, Tech managed to win three ACC road games for the second straight year, including a win over a top-10 team for the second straight year (Syracuse), and scored two non-conference wins over teams that made the NIT field (Georgia, Illinois).

Fast Break Points

- Georgia Tech won its first ACC Tournament game since 2010 with its 73-70 overtime win over Boston College in the opening round. It avenged an 84-64 loss to the Eagles in the opening round of the 2013 tournament and gave Tech a clean sweep of three games against BC in the 2013-14 season. The average margin of victory was 4.7 points.

- Tech is now 9-16 in its ACC Tournament games in Greensboro, never having won a title there, but making the finals three times.

- Tech is 1-4 in the ACC Tournament as the No. 11 seed (2014 in Greensboro, 2012 in Atlanta, 2011 in Greensboro, 2006 in Greensboro). Boston College was the first lower seeded team Tech has played from that position.

- Tech's loss to Clemson was its first in four ACC Tournament meetings against the Tigers, and gave Clemson a sweep of all three games against the Jackets in 2013-14. The average margin of defeat was 5.3 points.

- Georgia Tech's 67-62 win over No. 7 Syracuse on March 4 was its second over a top-10 team on the road under Brian Gregory, and it came almost a year to the day after the Yellow Jackets defeated No. 6

Final Season Wrap-Up

GEORGIA TECH YELLOW JACKETS (16-17, 6-12 ACC)

Georgia Tech Breakdown: 10-7 home, 5-7 road, 1-3 neutral

• RPI: #157 CBS / #113 Sagarin / #157 ESPN / #109 KenPom

• Last game: lost to Clemson, 69-65 (ot), on March 13

Georgia Tech Coach Brian Gregory (Oakland, 1990):

• 43-52 in three seasons at Tech

• 215-146 in 11 seasons overall

ACC Finish: tied for 11th (11th seed in ACC Tournament)

ACC Tournament: 1-1 (defeated Boston College, 73-70, ot; lost to Clemson, 69-65, ot)

Tech in the ACC Tournament:

• Championships (3): 1985, 1990, 1993

• Overall record: 25-32

• In Greensboro, N.C.: 9-16

• As No. 11 seed: 1-4

Roster Breakdown:

• **Starters returning (3):** F Robert Carter Jr., Jr.; F Marcus Georges-Hunt, Jr.; G Corey Heyward, r-So.

• **Starters lost (2):** G Trae Golden, Sr.; C Daniel Miller, Sr.

• **Other letterwinners returning (8):** G Chris Bolden, Jr.; G Brooks Doyle, Jr.; G Colin Gurry, Jr.; G Travis Jorgenson, r-Fr.; F Aaron Peek, Sr.; G Stacey Poole Jr., Sr.; F Quinton Stephens, So.; G Ron Wamer, Jr.

• **Other letterwinners lost (2):** F Kammeon Holsey, Sr.; G/F Jason Morris, Sr.; G Solomon Poole, So.

• **Eligible transfers (1):** F Robert Sampson, Sr.

• **Incoming freshmen (2):** G Tadic Jackson, C Ben Lammers

MEDIA INFORMATION

Official GT website Ramblinwreck.com

Twitter updates [@GTMBK](https://twitter.com/GTMBK), [@GTBrianGregory](https://twitter.com/GTBrianGregory)

Facebook [Facebook.com/gtmensbasketball](https://www.facebook.com/gtmensbasketball)

YouTube [Youtube.com/ramblinwrecktube](https://www.youtube.com/ramblinwrecktube)

Tickets online Ramblinwreck.com/tickets

Tickets by phone 888-TECH-TIX

Sports Information Office 404-894-5445

Primary SID contact Mike Stamus

E-mail mstamus@athletics.gatech.edu

Stamus' cell 404-218-9723

Assistant AD/Communications Dean Buchan

E-mail dbuchan@athletics.gatech.edu

Buchan's cell 404-295-8703

ROSTER AT-A-GLANCE (# INDICATES STARTERS AT THE END OF THE SEASON)

1	Stacey Poole, Jr. G/F 6-4 ½ 199 Jr. Jacksonville, Fla. 3.4 1.0 > 8.4 minutes per game off the bench, 43.5% FG; 7 pts in 17 min vs. Pitt, 8 in 12 min at Wake Forest
3	Marcus Georges-Hunt G/F 6-5 219 So. College Park, Ga. 11.7 4.3 > No. 2 scorer and No. 4 rebounder; 11.4 ppg and 37.2% on threes in ACC games; Academic All-ACC
4	Robert Carter, Jr. F 6-8 247 So. Thomasville, Ga. 11.4 8.4 > Missed first 10 ACC games (knee); 16.7 ppg, 8.5 rpg in last 6 games of the season
5	Daniel Miller C 6-11 ½ 275 r-Sr. Loganville, Ga. 10.9 7.8 > Started every game at Tech (126 games); All-ACC third-team, ACC All-Defensive team; 3rd in ACC in reb. avg., 2nd in blocks
10	Travis Jorgenson G 6-0 177 Fr. Columbia, Mo. 4.3 2.0 > Lost for the season with a knee injury sustained against Dayton, had played nearly 20 minutes per game off the bench
11	Chris Bolden G 6-3 216 So. Tifton, Ga. 5.4 2.4 > Five double-digit scoring games, 35.7 pct. on 3s vs. ACC
12	Quinton Stephens F 6-8 ½ 184 Fr. Atlanta, Ga. 3.6 2.1 > Averaged 4.2 ppg, 2.2 rpg, 15.5 minutes in ACC games; career-high 13 (5-7 FG) vs. NC State
14	Jason Morris G/F 6-5 ½ 231 Sr. Augusta, Ga. 2.2 2.7 > Played in only 9 games due to foot injuries, suffered broken right foot vs. North Carolina (1/29), missed rest of season
23	Trae Golden G 6-2 205 Sr. Powder Springs, Ga. 13.3 2.6 > Tech leader in assists (3.2 pg) and scoring; 18.5 ppg in ACC Tournament; Academic All-ACC
24	Kammeon Holsey F 6-8 ½ 234 r-Sr. Sparta, Ga. 7.5 5.0 > Productive 6th man started 14 games while Carter was injured; 7.7 ppg, 4.5 rpg, 54.7% FG vs. ACC
30	Corey Heyward G 6-1 221 Fr.-R Duluth, Ga. 1.0 1.5 > Started 13 of last 14 games; only 4 turnovers last 7 games, 34/17 A/T/O vs. ACC, 45/26 overall
31	Aaron Peek G 6-4 188 Jr. Atlanta, Ga. 0.7 1.0 > Walk-on who joined team in fall 2012, played in 3 games
32	Brooks Doyle G 6-4 199 So. Atlanta, Ga. 0.9 0.5 > Non-scholarship sophomore from the Marist School, played in 8 games (4 ACC)
41	Colin Gurry G 6-1 183 So. Canton, Conn. 0.0 0.0 > 2nd year in the program, member of Tech's "Iron Five" scout group
43	Ron Wamer G 6-2 190 So. Dacula, Ga. 0.6 0.4 > 2nd year in the program, member of Tech's "Iron Five" scout group; forced into action in 5 ACC games (Golden inj)

TECH NOTEBOOK

GEORGIA TECH 2013-14 RESULTS

N1	YOUNG HARRIS (exhibition)	W, 90-53
N8	PRESBYTERIAN	W, 88-57
N11	DELAWARE STATE	W, 68-50
N15	at Georgia	W, 80-71
N20	DAYTON	L, 72-82
N24	NORTH CAROLINA A&T	W, 78-71
N26	MISSISSIPPI VALLEY STATE	W, 76-59
N29	vs. Mississippi#	L, 67-77
N30	vs. St. John's#	L, 58-69
D3	ILLINOIS	W, 67-64
D7	EAST TENNESSEE STATE	W, 87-57
D16	KENNESAW STATE	W, 74-57
D21	at Vanderbilt	L, 63-76
D29	at Charlotte	W, 58-55
J4	at Maryland	L, 61-77
J7	at Duke (16/13)	L, 57-79
J11	NOTRE DAME (rv)	W, 74-69
J14	PITTSBURGH (22/21)	L, 74-81
J18	MIAMI	L, 42-56
J21	at Boston College	W, 68-60
J26	at NC State	L, 78-80 (ot)
J29	NORTH CAROLINA	L, 65-78
F1	at Wake Forest	W, 79-70
F4	at Clemson	L, 41-45
F8	VIRGINIA (20/21)	L, 45-64
F13	BOSTON COLLEGE	W, 74-71
F18	DUKE (5/6)	L, 51-68
F22	CLEMSON	L, 55-63
F26	at Notre Dame	L, 62-65
M2	at Florida State	L, 71-81
M4	at Syracuse (7/7)	W, 67-62
M8	VIRGINIA TECH	W, 62-51
M12	vs. Boston College*	W, 73-70 (ot)
M13	vs. Clemson*	L, 65-69 (ot)

*ACC Tournament (Greensboro, N.C.)

#Barclays Center Classic (Brooklyn, N.Y.)

TECH TEAM STATISTICS

Category	2013-14	ACC	*NCAA
Scoring offense	66.7	11	276
Scoring defense	66.8	7	83
Scoring margin	-0.1	12	200
Field goal pct.	.433	11	230
Field goal pct. def.	.419	10	88
3-pt FG pct.	.315	13	273
3-pt FG made	5.2	9	275
3-pt FG pct. def.	.332	10	113
3-pt FG allowed	6.0	7	n/a
Free throw pct.	.684	9	224
FT made	13.2	12	279
Rebound average	36.0	4	112
O-Reb per game	11.3	8	n/a
Rebound margin	+2.7	8	97
Assists per game	13.2	7	126
Turnover margin	-2.0	14	302
Assist/TO ratio	1.09	9	127
Turnovers per game	12.1	11	152
Blocks per game	4.2	7	101
Steals per game	5.2	10	273
Fouls per game	17.8	n/a	77

*NCAA rankings (345 teams ranked) through games of 4/7

n/a = no ranking available

Miami (March 6, 2013).

• Tech's wins over Syracuse and Virginia Tech during the final week of the regular season were its first back-to-back wins over ACC teams since the 2010-11 season.

• Tech's 62-51 win over Virginia Tech was its largest margin of victory in an ACC game in 2013-14. The Jackets won their seven ACC games (including their tournament win) by an average of 5.6 points.

• Georgia Tech's seniors were 32-32 in their last two seasons after going 24-38 in their first two seasons. Tech's win over Boston College was the first ACC Tournament win of their careers.

• Daniel Miller played in his 126th game against Clemson in the second round of the ACC Tournament, having never missed one in his career. That matched the number played and started by All-American Mark Price, the only other Tech player to start every game of his four-year career (1983-86). It also tied Miller for eight place on the all-time Tech list for games played.

• Kammeon Holsey played in his 125th game (missed one as a freshman). That tied him for 12th place all-time at Tech in games played.

• Georgia Tech finished the regular season with a 5-7 record on the road, its best in three seasons under Brian Gregory and its best since the 2007-08 season. Tech has posted only one winning record on the road since 1995-96, a 7-5 mark in its Final Four season of 2003-04.

• Georgia Tech's last seven ACC road trips have produced three wins, an overtime loss, a three-point loss, a four-point loss and a 10-point loss. Tech has won six of its last 14 ACC road games after winning only three times in 36 ACC road games before that dating back to the 2008-09 season.

• Georgia Tech was 10-7 at McCamish Pavilion this season, 3-6 against the ACC. Tech is 21-13 in two seasons in the building.

• Tech played the ACC Tournament its fullest complement of players available that it had since before the conference schedule began - nine scholarship players with the return of Robert Carter, Jr., from a knee injury and Trae Golden from a groin pull. Neither Carter, Jr., nor Golden were 100 percent effective, but they were at their healthiest since their injuries. Senior forward Kammeon Holsey played through persistent pain in his right knee, which he injured prior to his freshman year.

• The Yellow Jackets played with as few as seven scholarship players at times. The other five missed a total of 84 games during the season (Carter, Jr., 10, Golden 2, Travis Jorgenson 29, Jason Morris 24, Solomon Poole 19). Head coach Brian Gregory used nine different starting lineups during the season.

• Daniel Miller made the All-ACC third team by the media, and made the ACC All-Defensive team by both the media and the coaches.

• Tech's two leading scorers - Trae Golden and Marcus Georges-Hunt - also made the ACC All-Academic team this season. Georges-Hunt made the team for the second time.

• Four Tech players made the Dean's List in the fall semester, including top two scorers Trae Golden and Marcus Georges-Hunt and walk-ons Brooks Doyle and Colin Gurry.

• Tech will have one change on its coaching staff for next season after Josh Postorino, who has been with Brian Gregory for each of his first three seasons at Tech, has left to pursue other coaching opportunities.

Looking Ahead

• Georgia Tech will celebrate its 100th season of men's basketball and play its 36th season of competition in the Atlantic Coast Conference. Tech was a member of the Southern Conference for 11 years (1921-32), the Southeastern Conference for 32 years (1932-64), independent for 11 years (1964-75), a member of the Metro Conference for three years (1975-78), and independent for one more year (1978-79) before joining the ACC.

• Georgia Tech will return three starters for the 2014-15 season, including junior forwards Robert Carter, Jr. and Marcus Georges-Hunt and point guard Corey Heyward, who will be a red-shirt sophomore. Other returning letterwinners of significance include junior guard Chris Bolden (14 starts), red-shirt freshman guard Travis Jorgenson, who played four games last year before being sidelined with a knee injury, sophomore forward Quinton Stephens (12.8 mpg) and senior guard Stacey Poole, Jr. (25 games).

• Tech returns four players who started at least 14 games and six players who averaged at least 8.4 minutes per game.

• Tech's returning players played 56 percent of the available minutes in 2013-14, scored 49 percent of the Jackets' points and took 48 percent of the rebounds. They played 56 percent of the minutes, scored 49 percent of the points and took 46 percent of the rebounds in ACC games.

• Tech has signed two high school players in the 2014 class - 6-2 guard Tadic Jackson from Tifton, Ga., and 6-10 center Ben Lammers from San Antonio, Texas. Both players earned all-state honors, and Jackson led his Tift County High School team to the state championship in Georgia's highest classification.

• Robert Sampson, a 6-8 forward from Atlanta who sat out last season after transferring from East Carolina, becomes eligible for 2014-15 and will be a senior. Sampson averaged 9.1 points and 9.2 rebounds per game for the Pirates in 2012-13.

• Tech's non-conference schedule is shaping up to be as difficult or moreso than 2013-14. The Yellow Jackets will host Charlotte, Georgia and Vanderbilt, all of whom Tech played on the road last year, will make a return trip to Dayton, which advanced to the Elite Eight in the NCAA Tournament, and in all likelihood will play a road game in the ACC/Big Ten Challenge. Also on tap is Tech's first appearance in the Old Spice Classic during Thanksgiving week, which features Kansas, Marquette and Michigan State among others.

Crunching Numbers

• During its three-game winning streak at the end of the regular-season and into the ACC Tournament, Georgia Tech shot 45.2 percent from the floor, 30.6 percent from three-point range and 73.8 percent from the free throw line. The Yellow Jackets also had a 46/29 assist turnover ratio in that stretch and a plus-3.7 rebound margin.

TECH NOTEBOOK

GEORGIA TECH QUICK FACTS

Official Name: Georgia Institute of Technology
Location: Atlanta, Ga.
Enrollment: 21,000
Founded: 1885
Colors: Old Gold and White
Nickname: Yellow Jackets, Ramblin' Wreck
Mascot: Buzz (Yellow Jacket)
Fight Songs: Ramblin' Wreck, White and Gold
Conference: Atlantic Coast (ACC)
Home Arena: McCamish Pavilion (capacity 8,600)
President: Dr. G.P. "Bud" Peterson
Director of Athletics: Mike Bobinski
Faculty Representative for Athletics: Dr. Sue Ann Bidstrup Allen
Head Coach: Brian Gregory (Oakland, 1990)
Record at Tech: 43-51 (three seasons)
Overall: 215-146 (11 seasons)
ACC Regular Season: 16-36
ACC Tournament: 1-3
NCAA Tournament: 1-2
Assistant Coaches: Chad Dollar (Milligan, 1996), 3rd season Josh Postorino (Dayton, 1999), 3rd season Billy Schmidt (Wake Forest, 1992), 3rd season
Director of Player Personnel: Bruce Evans (Furman, 1992)
Director of Operations: Chris Jacobs (Coe College, 1999)
Athletic Trainer: Richard Stewart (Salisbury, 2005)
Strength Coach: Mike Bewley (Eastern Kentucky, 1998)
Video Coordinator: Trent Angelucci (South Carolina, 2009)

BASKETBALL HISTORY

99 seasons: 1st game, Feb. 17, 1906 vs. Auburn
All-time Record: 1,295-1,157
Winning/Losing/.500 Seasons: 51 / 44 / 4
NCAA Appearances (16): 23-16 record 1960, 1985, 1986, 1987, 1988, 1989, 1990, 1991, 1992, 1993, 1996, 2001, 2004, 2005, 2007, 2010
Final Fours (2): 1990, 2004
NIT Appearances (7): 8-7 record 1970, 1971, 1984, 1994, 1998, 1999, 2003
ACC Championships (3): 1985, 1990, 1993
ACC Regular-Season Titles (2): 1985 (tie), 1996
ACC Regular-Season Record: 223-317 (151-119 home, 72-198 road)
ACC Tournament Record: 25-32
SEC Championships (1): 1938
SEC Regular-Season Titles (1): 1937
Record at McCamish Pavilion: 2nd season, 21-13
Record at Alexander Memorial Coliseum: 55 seasons, 556-194
Record at Phillips Arena: 7-11
Record at Arena at Gwinnett Center: 4-1
Record at Georgia Dome: 9-5
All-Time Head Coaches: 13
ACC Head Coaches: 4
All-America Selections: 14 (12 players)
Consensus All-Americans: 2
National Players of the Year: 1
All-ACC Selections: 48 times (27 players)
ACC Players of the Year: 2
ACC Rookies of the Year: 11
ACC Tournament MVPs: 3
ACC All-Freshman Team: 13

• Tech averaged just 8.8 turnovers over its last six games, reaching double digits only in its two ACC Tournament games. The Jackets have posted a 80/53 assist/turnover ratio in those six games.

• Tech's primary ballhandlers - Corey Heyward and Trae Golden - had three turnovers in 223 total minutes in the Yellow Jackets' last four games. Going back five games, they committed just six turnovers in 337 minutes.

• Daniel Miller scored just nine points in the ACC Tournament, but surpassed the 1,000-point mark for his career and finished with 1,007. He became the 42nd Tech player to do so.

• Robert Carter, Jr., scored 19, 20, 12, 16, 20 and 13 points in Tech's last six games, hitting 37-of-84 shots from the floor (44 pct.). He posted career highs in field goals made and attempted at Notre Dame (8-of-16), in free throws made and attempted at Florida State (11-for-11) and tied his high in assists at Syracuse (4). He went 7-of-9 from the floor against Virginia Tech. He posted his sixth double-double of the season (20 points, 13 rebounds) against Boston College.

• In his 10 games back from his knee injury, Carter, Jr., averaged 12.9 points and 7.2 rebounds, hitting double figures in eight of those games and posting two double-doubles.

• Tech averaged 11.5 turnovers in ACC games (compared to 13.1 in non-conference games), its lowest rate since at least the 1991-92 season.

• Tech finished the regular season with more assists than turnovers (221/207) in ACC games. Tech has not accomplished that since the 2001-02 season.

• Tech shot 72.1 percent from the free throw line in its last six games.

• Tech is 63-for-184 (34.2 percent) from three-point range in its last 12 games, including a 10-for-20 effort, best of the season, at Notre Dame. The Jackets hit 33.3 percent from behind the arc in ACC games, compared to 29 percent in non-conference games.

• Tech improved its shooting percentages across the board in ACC games this season over last - 42.7 vs. 41.3 percent from the floor, 33.3 vs. 32.8 percent from three-point range, and 66.6 vs. 63.5 percent from the free throw line.

• Tech also improved its assist/turnover ratio in conference games from minus-28 to plus-14.

• Daniel Miller averaged 11.9 points and 7.7 rebounds (4th in the ACC) while hitting 56.3 percent of his shots in ACC games (*see more on Miller below*).

• Miller (57.8 pct. FG overall, 56.3 pct. vs. ACC) would probably have lead the ACC in that category both in all games and ACC games, but fell just short the ACC's minimum of five field goals made per game to qualify.

• Miller finished his career second all-time at Tech in blocked shots with 286, and moved into 11th place in ACC history. He finished No. 8 all-time at Tech in total rebounds (821).

• Despite his injury and limited playing time in early February, Trae Golden remained Tech's leading scorer for the season in all games (13.3 ppg) and ACC games only (12.7 ppg).

• Golden scored in double figures in six of his last seven games (17 vs. Clemson, 16 at FSU, 16 at

Syracuse, 14 vs. Virginia Tech, 14 vs. Boston College, 23 vs. Clemson) sandwiched around a scoreless effort at Notre Dame. Before injuring his groin at Wake Forest on Feb. 1, Golden had averaged 16.9 per game in conference play and had scored 20 or more in five of the previous nine games.

• In Tech's last four games, Golden scored 67 points, hit 19-of-48 shots from the floor, 9-of-23 from three-point range, 20-of-22 from the free throw line, dished 18 assists and had one turnover in 144 minutes.

• Golden, Tech's free throw leader (78.3 pct. in 152 attempts) went 8-for-8 from the line at Syracuse, including the last six in the final minute to seal the win for Tech and went 5-for-5 against Boston College. He was 24-for-30 in the last five games after getting to the line just four times in his previous five games.

• Golden attempted 10 or more shots in a game only three times in Tech's first 12 games. He attempted 11 or more 15 times in ACC play (including the tournament).

• In Tech's ACC wins, Golden shot 43.3 percent from the floor, 43.3 percent from three-point range, and 86.7 percent from the free throw line.

• Kammeon Holsey had eight double-figure scoring efforts in ACC play (including the tournament) after posting only three in 13 non-conference games.

• Marcus Georges-Hunt was 50-for-73 from the free throw line in his last 13 games (68.5 pct.). Those figures amounted to more than 50 percent of his season totals.

• Chris Bolden shot 39.1 percent from the floor, 12-for-29 on threes, in Tech's six regular-season ACC wins. He shot 35.8 percent from three-point range in ACC games, but just 31.3 pct. from inside the arc.

• Freshman point guard Corey Heyward started 14 of Tech's last 15 games. He had a 35/19 assist/turnover ratio in ACC games (including the tournament) and had seven zero-turnover games as a starter.

• Tech had 15 20-point efforts this season, seven of those from Trae Golden. The Jackets had only four all of 2012-13, and the first came in the season's 16th game.

• Tech was 10-9 this season in games decided by 10 points or less after going 10-15 in such games the last two seasons.

• Tech has averaged 6,974 fans in 34 home dates at McCamish Pavilion. Tech's attendance dipped from 7,365 in year 1 to 6,584 in year 2.

Merry-Go-Round

Georgia Tech began pre-season practice with 18 players on its roster and 12 available scholarship players (Robert Sampson sat out the season as a transfer) and a deep projected rotation. But a series of injuries forced head coach Brian Gregory to play without at least one of his key players in every game.

• Tech played much of its ACC schedule without as many as five of those players due to injury, illness or other factors - forwards Robert Carter, Jr., and Jason Morris, and guards Trae Golden, Travis Jorgenson and Solomon Poole. Those five players missed 81 games collectively.

• The latest injury occurred with Trae Golden,

TECH NOTEBOOK

TECH'S RECORD ...

	2013-14 Under BG	
At home	10-7	28-21
On the road	5-7	11-23
At neutral sites	1-3	4-8
Vs. top-10 opponents	1-1	2-4
Vs. top-25 opponents	1-4	2-11
Vs. teams over .500	7-16	16-44
Vs. teams under .500	8-0	20-5
Vs. teams at .500	1-1	7-3
While in the top 25	0-0	0-0

In November	5-3	13-8
In December	4-1	12-4
In January	2-6	5-19
In February	2-5	8-15
In March	3-2	5-6
In April	0-0	0-0

Wearing white uniforms	11-8	31-23
Wearing gold uniforms	2-3	6-19
Wearing black uniforms	0-1	0-1
Wearing blue uniforms	3-5	4-9

Game is decided by 5 pts. or fewer	5-3	9-12
Game is decided by 10 or fewer	10-9	20-24

Leading at the half	14-7	33-16
Trailing at the half	2-10	10-36
Tied at the half	0-0	0-0
Leading with 5:00 to play	13-2	36-5
Trailing with 5:00 to play	2-13	6-44
Tied with 5:00 to play	1-2	1-3
In overtime games	1-2	1-4
After a bye in the ACC schedule	0-1	0-3

Tech scores 100 or more points	0-0	0-0
Tech scores 70 or more points	10-4	24-9
Tech scores less than 70 points	6-13	19-42
Opponent scores 100 or more points	0-0	0-0
Opponent scores 70 or more	5-9	7-26
Opponent scores less than 70	11-8	36-26

Tech shoots 50 pct. or better	6-0	19-2
Opponent shoots 50 pct. or better	1-4	1-12
Opponent shoots under 40 pct.	9-3	25-13
Tech has a higher FG% than opponent	14-2	39-11
Tech has a lower FG% than opponent	2-15	4-41
FG percentage is even	0-0	0-0

Tech has more 3-point FGs	4-7	20-14
Tech has fewer 3-point FGs	10-8	22-30
3-point FGs are even	4-0	6-5

Tech attempts more FT than opponent	11-5	29-13
Tech attempts fewer FT than opponent	3-12	12-38
Free throw attempts are even	2-0	2-1

Tech outrebounds opponent	15-8	36-25
Opponent outrebounds Tech	1-9	7-27
Rebounds are even	0-0	3-0

Tech has fewer turnovers than opponent	5-3	18-10
Tech has more turnovers than opponent	9-14	22-38
Turnovers are even	2-0	3-4
Tech has more assists than turnovers	9-4	26-12

Committing more fouls	7-9	18-33
Committing fewer fouls	9-5	24-13
Fouls are even	1-2	2-5

4/more Jackets score in double figures	9-4	19-7
A Jacket scores 20 or more	6-6	12-11
A Jacket scores 30 or more	0-0	0-0

Scoring more bench points	12-4	31-22
Scoring fewer bench points	4-12	13-28
Bench scoring is even	0-1	0-2

who injured a groin Jan. 29 against North Carolina. He missed two of Tech's next five games and played just 43 minutes total in those games. He averaged more than 30 minutes in Tech's final six games.

• Tech was without sophomore forward Robert Carter, Jr., No. 1 on the ACC rebounding chart as late as Jan. 18, for the first 10 ACC games after he sustained a tear of the meniscus in his left knee during the Yellow Jackets' game at Charlotte Dec. 29. Carter, Jr., underwent surgery Jan. 7, and returned to play the last 10 games.

• That was the second significant long-term injury Tech sustained once the season began. Freshman guard Travis Jorgenson, who had averaged nearly 20 minutes a game off the bench and was becoming a key reserve as a point guard, was lost for the season with a torn ACL in the season's fourth game.

• Morris missed the first 10 games of the season after suffering a stress fracture in his left foot, two games in January after sustaining a concussion in an auto accident, and was out again after Jan. 29 after breaking a bone in his right foot (had surgery on Feb. 3, out for the season).

• Poole, who started five games early in the year, did not play after Tech's Jan. 7 trip to Duke and was dismissed from the team Feb. 3.

• The Carter, Jr., Poole and Morris absences came on the heels of a rotational adjustment Tech's coaching staff made during the Christmas break and implemented for the Charlotte game. Morris was inserted in the starting lineup in place of a struggling Chris Bolden. Freshmen Quinton Stephens and Corey Heyward were given more prominent roles off the bench in place of Stacey and Solomon Poole, who were also struggling.

• Tech won the Charlotte game but lost Carter, Jr. Tech won its game against Notre Dame Jan. 11 but then lost Morris. Tech won its game at Wake Forest on Feb. 4 but then lost Golden.

• Two members of Tech's "Iron Five" scout team were pressed into service - sophomore shooting guard Brooks Doyle in four games and sophomore point guard Ron Wamer in five.

Four Tech Seniors Say Goodbye to McCamish Pavilion

Four Georgia Tech senior players - Trae Golden, Kammeon Holsey, Daniel Miller and Jason Morris - won their final home game as Yellow Jackets with a 62-51 victory over Virginia Tech. All hail from the state of Georgia.

Golden was a transfer from Tennessee playing his final season closer to home (Powder Springs, Ga.) for family reasons. He was Tech's leading scorer for most of the season, and also led the Yellow Jackets in assists and free throw shooting.

Miller (Loganville, Ga.) and Holsey (Sparta, Ga.) were fifth-year seniors who red-shirted as freshmen in 2009-10, the last year Tech played in the NCAA Tournament. Miller never missed a game in his Tech career, and in fact started all 126 games Tech played during that time, while Holsey has missed only one in four seasons, starting 58.

Morris (Augusta, Ga.) fell victim to various foot injuries over his last two years after starting 25 games over his first two seasons, and played

STAT COMPARISON

A quick look at some areas where the 2013-14 Yellow Jackets exhibited improvement over the last three seasons, using NCAA statistical rankings (through games of 4/7)

Stat (NCAA rank)	2011-12	2012-13	2013-14
Record (non-conf)	11-20 (4-12)	16-15 (6-12)	16-17 (6-12)
Points per game	60.2 (313)	64.3 (254)	66.7 (276)
Scoring defense	62.6 (59)	62.4 (63)	66.8 (83)
Scoring margin	-2.4 (239)	1.9 (140)	-0.1 (200)
Field Goal Pct.	.427 (203)	.419 (244)	.431 (230)
Free Throw Pct.	.654 (281)	.635 (320)	.684 (224)
FT made per game	9.9 (n/a)	10.3 (n/a)	13.2 (279)
Field Goal Pct. Def.	.403 (35)	.401 (50)	.419 (88)
3-pt. FG Pct. Def.	.347 (194)	.323 (96)	.332 (113)
Rebound Margin	3.5 (60)	2.8 (96)	2.7 (97)
Assists per game	11.0 (298)	12.7 (168)	13.2 (126)
Assist/turnover ratio	0.76 (300)	0.99 (155)	1.09 (127)
Turnovers per game	14.5 (243)	12.9 (140)	12.1 (152)
Turnover margin	-3.2 (321)	-0.26 (201)	-2.0 (302)

just nine games in 2013-14. He played in 89 games and scored more than 500 points.

Miller Time, Part 1

Daniel Miller proved himself one of the ACC's top post players during the conference schedule and worked hard to fill the void left by the absence of sophomore teammate Robert Carter, Jr. To wit:

• Going back to Tech's game at NC State on 1/26 (14 games), Miller posted nine double-figure scoring games and three double-digit rebound games, averaging 11.9 points and 8.0 rebounds.

• Miller attempted 10 or more shots six times in Tech's ACC games (including a career-high 16 at Florida State), opposed to only twice in 13 non-conference games.

• Miller ranked No. 3 in the ACC in rebound average (7.8 rpg), and his 7.7 average is conference games only ranked fourth.

• Miller's field goal percentages of 57.8 overall and 56.3 vs. the ACC would likely have led the conference, but he was 16 field goals short in all games and one short in ACC games of meeting the minimum 5.0 FGM per game needed to qualify.

• Miller's stat line in Tech's two wins at the end of the regular season spotlighted his value at both ends of the floor - 29 points, 13-of-17 FG, 15 rebounds, seven assists, zero turnovers, seven blocked shots and five steals in 67 minutes.

• Miller's 13-point, 11-rebound effort at Florida State was his sixth double-double of the season and fourth in ACC play during his senior season.

• Miller ranked No. 2 in the ACC in blocked shots in all games (2.42) and No. 1 in ACC games only (2.83). He had six each against Virginia and Syracuse, a personal best for an ACC game and one off his career high.

• Miller attempted 8.9 shots per game in the 10 games Robert Carter, Jr., missed, 6.7 per game before that.

• "People who just say he's a big man are mistaken. He's very mobile. He can put the ball on the floor. Obviously he can score with his back to the

TECH NOTEBOOK

THE LAST TIME A JACKET ...

Scored 30 or more points:
Iman Shumpert, 30 vs. North Carolina, 1/16/11

Led Tech in scoring off the bench:
Robert Carter, Jr., 13 vs. Duke, 2/18/14

Grabbed 15 or more rebounds:
Daniel Miller, 15 vs. Delaware State, 11/14/11

Had 10 or more assists:
Iman Shumpert, 11 vs. Virginia Tech, 1/25/11

Had a double-double:
Daniel Miller (13 pts/11 reb) at Florida State, 3/2/14

Played 40 minutes in regulation:
Jason Floyd vs. NC State, 1/2/99

Played every minute of an overtime game:
Alvin Jones (45 minutes, 1 OT) vs. New Orleans, 11/27/98

Played every minute of a multiple-OT game:
Matt Harpring (50 minutes, 2 OT) vs. North Carolina, 2-8-98

THE LAST TIME THE JACKETS ...

Scored 100 or more points:
vs. Florida A&M (100-59 win), 11/14/09

Scored 100 or more points in regulation:
vs. Florida A&M (100-59 win), 11/14/09

Scored 100 or more points in consecutive games: vs. Jackson State (100-70) on 11/13/06 and Georgia State (103-74) on 11/16/06

Allowed 100 or more points:
vs. Virginia Tech (102-77 loss) on 2/13/11

Allowed 100 or more points in regulation:
vs. Virginia Tech (102-77 loss) on 2/13/11

Shot 60 percent or better:
.712 (37-52) vs. Kentucky State, 1/30/10

Failed to make a three-point basket:
0-for-5 vs. Duke, 2/23/05

Did not allow a three-point basket:
0-for-6 vs. Maryland, 1/30/11

Failed to make a free throw:
0-for-6 vs. Duke, 1/7/14

Grabbed 50 or more rebounds:
50 vs. North Carolina, 1/23/13

Two players had a double-double:
Daniel Miller (14 pts/13 reb) and Kammeon Holsey (10 pts/12 reb) vs. Georgia, 11/15/13

Two players had 10 or more rebounds:
Robert Carter, Jr. (15) and Daniel Miller (12) vs. MVSU, 11/26/13

Had 25 or more assists:
26 vs. East Tennessee State, 12/7/13

Blocked 10 or more shots:
12 vs. Tulane, 12/3/11

Had 15 or more steals:
19 vs. Wake Forest, 3/3/11

Had fewer than 10 turnovers:
9 vs. Syracuse, 3/4/14

Had five players in double-figures in points:
Virginia Tech, 2/18/12

Had no player with 10 or more points:
St. John's (lost 69-58), 11/30/13

Had no player play 30 minutes:
Presbyterian (won 88-57), 11/8/13

Won by 30 or more points:
East Tennessee State (87-57), 12/7/13

Won by 40 or more points:
Kentucky State (98-50), 1/30/10

Won by 50 or more points:
Winston-Salem State (97-46), 1/3/07

Played an overtime game:
NC State (lost 80-78), 1/26/14

Defeated a Top 25 team:
#7/7 Syracuse (67-62), 3/4/14

Defeated a Top 25 team on the road:
#7/7 Syracuse (67-62), 3/4/14

Had a game postponed:
Boston College (in Atlanta), 2/12/14 (weather)

Had a game cancelled:
Fordham (in Atlanta), 11/27/10 (weather)

basket, but he can face the basket. He can pass, he runs well. He's one of the best shot blockers. He's a product of being a senior, going through and being well-coached each year. He's improved each year to where, now, he's going to be a professional player when his career is all over because of his versatility and the fact that he can play two positions at the next level, at the four and the five." - Duke coach Mike Krzyzewski

• "He's a constant, and he's a constant problem from a matchup standpoint." - ACC basketball analyst/SiriusXM host Tim Brando

• "Daniel (Miller) is not overwhelming in terms of numbers, but when you watch a whole game with him and you see the stat line and you see the impact he's had on the game, he's one of the best players in this league. He's had a great senior year, and the last couple games have just kind of highlighted that." - Tech coach Brian Gregory

Free Throws Are Really Free

Georgia Tech made a solid improvement in its free throw shooting in 2013-14, not only in getting to the line more often (19.3 times per game), but in its accuracy (68.4 pct.).

The Yellow Jackets have shot 70 percent as a team over a full season only once in the last 17 seasons, and three times since Tech's first Final Four season of 1989-90. Tech shot 63.5 percent from the stripe last year and 65.4 percent in its first season under Brian Gregory.

• Tech attempted 19.3 free throws per game (compared to just 16.2 in 2012-13) and scored an average of 13.2 points per game from the stripe (10.3 points per game in 2012-13).

• Tech attempted more free throws than its opponent in 17 of 33 games. In 2012-13, that happened only 13 times all season.

• Tech was 11-6 this season when attempting more free throws than its opponent, and 29-14 when doing so under Brian Gregory.

• Trae Golden was Tech's best at drawing fouls and getting to the line. He shot 152 free throws, exceeding the total for Tech's leader all of 2012-13 by 63.

Offensive Efficiency Continues to Improve

Georgia Tech's offense, despite the team's injuries and different lineups that have resulted, continues to improve. The Yellow Jackets produced more shots from the floor, more three-point field goals, more free throws and more points, and are doing so against stiffer competition than in the previous two years.

• Tech's scoring average in all games has risen from 60.2 in Brian Gregory's first season to 64.3 last season to 66.7 in 2013-14.

• In conference play, Tech averaged 62.6 points in 2013-14, compared to 62.8 last year and 58.6 the year before.

• Tech's national ranking has been No. 313 in 2011-12, No. 254 last season and No. 276 in 2013-14.

• Tech made its greatest strides so far this season in free throw shooting, both in getting to the line and in accuracy. The Jackets averaged 13.2 points scored and hit 68.4 percent from the foul line in 2013-14, a solid improvement from the 10.1

WITH OR WITHOUT YOU

Here are some key team statistical numbers for Georgia Tech in games with Robert Carter, Jr., versus games without him.

	With	Without
Record	13-10	3-7
Points per game	67.9	63.9
Opp points per game	65.6	69.5
FG Pct	.432	.428
Opp FG Pct	.407	.449
Rebounds per game	37.7	32.1
Rebound margin	+4.4	(-1.1)

points per game and 64.4 percent accuracy Tech posted in the first two seasons under Gregory.

• Tech improved its assist rate by 1.4 per game (13.2) over its first two seasons under Gregory (11.8), and assisted on 54.5 percent of its made field goals compared to 50.6 the last two seasons. Tech's national ranking in this category has improved from No. 298 in Gregory's first season to No. 168 last year to No. 126 in 2013-14.

• In ACC games only over the last three seasons, Tech's percentage of assisted baskets has improved from 49 percent in 2010-11 to 50.2 percent in 2011-12 to 53.5 percent this season.

• Tech's turnover rate has improved from 14.4 per game in 2011-12 to 12.9 last season to 12.1 this season (11.5 per game in ACC play). Likewise, Tech's assist/turnover ratio was +35 this season compared to -13 combined the last two seasons.

• Tech had more assists than turnovers (221/207) in ACC games, a first for the Yellow Jackets since the 2001-02 season.

• Tech's assist/turnover ratio in ACC games has improved from 0.78 in 2010-11 to 0.88 in 2012-13 to 1.07 this season.

• Tech has scored 80 points three times this season, after doing it just once last season and four times combined in its first two seasons under Gregory.

• Tech scored 70 more points in 13 games this season. Tech scored 70 or more points 11 times last season, compared to seven times in 2011-12.

Importance of Boardwork

One of the cornerstones of head coach Brian Gregory's philosophy is that everybody rebounds and Tech wins the rebounding battle every game.

The Yellow Jackets did so in its first 14 games this season until Robert Carter, Jr., was injured, and in 10 of 20 ACC games (including tournament). Tech ranked fourth in the ACC in rebound average and seventh in rebound margin (+2.7), and ranks No. 98 nationally in rebound margin.

• Tech ranked second in the ACC in defensive rebound percentage (71.3 pct.) - percentage of available rebounds taken on the defensive glass and a measure of preventing second chances for opponents. That held up in ACC games as well (70.1 pct., 3rd in the ACC).

• Tech's season-opening 14-game streak of outrebounding opponents was the longest the Yellow Jackets have had dating back to the 2000-01 season. Tech had an 11-game streak in 2005-06.

TECH NOTEBOOK

TECH HIGHS/LOWS

UNDER BRIAN GREGORY

Longest winning streak: 6 games (2012-13 season)
Longest ACC winning streak: 3 games (2013-14 season)
Longest losing streak: 6 games (2011-12 season)
Longest ACC losing streak: 6 games (2011-12 season)
Most points scored in a game: 92 vs. Florida A&M (won 92-59), 11/11/11
Most points scored - ACC game: 82 vs. NC State (won 82-71), 1/11/12; Wake Forest (won 82-62), 1/26/13
Fewest points scored in a game: 36 vs. Miami (lost 54-36, ACC Tournament), 3/8/12
Fewest points scored - ACC game: 36 vs. Miami (lost 54-36, ACC Tournament), 3/8/12
Most points allowed in a game: 93 vs. North Carolina (lost 93-81), 1/29/12
Most points allowed - ACC game: 93 vs. North Carolina (lost 93-81), 1/29/12
Fewest points allowed in a game: 36 vs. Rice (won 54-36), 11/22/12
Fewest points allowed - ACC game: 47 vs. Boston College (won 51-47), 2/4/12
Largest margin of victory: 34 vs. Alabama State (won 75-41), 12/17/12
Largest margin of victory - ACC game: 20 vs. Wake Forest (82-62), 1/26/13
Largest margin of victory - road game: 20 vs. Savannah State (won 65-45), 12/10/11
Largest margin of victory - ACC road game: 11 vs. NC State (82-71), 1/11/12
Largest losing margin: 32 vs. Virginia (70-38), 1/19/12
Largest losing margin - ACC game: 32 vs. Virginia (70-38), 1/19/12
Most points allowed in a win: 71 vs. NC State (won 82-71), 1/11/12; Georgia (won 80-71), 11/15/13
Most points scored in a loss: 81 vs. North Carolina (lost 93-81), 1/29/12
Fewest points scored in a win: 51 vs. Boston College (won 51-47), 2/4/12
Fewest points allowed in a loss: 45 vs. Clemson (lost 45-41), 2/4/14
Largest deficit overcome to win a game: 13 vs. VCU (won 73-60), 11/18/11
Largest deficit overcome to win a road game: 13 vs. #6 Miami (won 71-69), 3/6/13
Largest lead given up in a loss: 15 vs. Boston College (lost 84-64, ACC Tournament), 3/14/13; St. John's (lost 69-58), 11/30/13
Largest 2nd-half lead given up in a loss: 11 vs. Virginia Tech (lost 70-65, ot), 1/12/13; at NC State (lost 80-78, ot), 1/26/14
Highest FG pct.: .583 (28-48) vs. Virginia Tech, 2/18/12
Highest FG pct. - ACC game: .583 (28-48) vs. Virginia Tech, 2/18/12
Lowest FG pct.: .292 (14-48) vs. Virginia, 1/19/12
Lowest FG pct. - ACC game: .292 (14-48) vs. Virginia, 1/19/12
Highest 3-pt pct.: .600 (9-15) vs. NC State, 1/11/12
Highest 3-pt pct. - ACC game: .600 (9-15) vs. NC State, 1/11/12
Lowest 3-pt pct.: .059 (1-17) vs. NC State, 2/9/12
Lowest 3-pt pct. - ACC game: .059 (1-17) vs. NC State, 2/9/12
Highest FG pct. allowed: .569 (29-51) vs. Pittsburgh, 1/14/14
Highest FG pct. allowed - ACC game: .569 (29-51) vs. Pittsburgh, 1/14/14
Lowest FG pct. allowed: .229 (11-48) vs. Rice, 11/22/12
Lowest FG pct. allowed - ACC game: .292 (14-48) vs. Wake Forest, 2/16/13
Highest 3-pt pct. allowed: .625 (10-18) vs. North Carolina, 1/29/12
Highest 3-pt pct. allowed - ACC game: .625 (10-18) vs. North Carolina, 1/29/12
Lowest 3-pt pct. allowed: .091 (1-11) vs. NC State, 3/3/13
Lowest 3-pt pct. allowed - ACC game: .091 (1-11) vs. NC State, 3/3/13
Fewest free throws made: 0 (0-6) vs. Duke, 1/7/14
Most assists: 26 vs. East Tennessee State, 12/7/13
Fewest assists: 4 vs. Virginia, 1/19/12
Most turnovers: 24 vs. Florida State, 2/1/12
Fewest turnovers: 6 vs. Virginia, 1/19/12; Wake Forest, 3/3/12; Presbyterian, 11/8/13; Notre Dame, 2/26/14

• Last season, Tech ranked fourth in the ACC and 97th in the nation in rebound margin (+2.8). In 2011-12, Tech ranked third in the ACC and 60th nationally in rebound margin (+3.5).

• Tech has outrebounded 61 of its 95 opponents under Gregory, with three ties, and 30 of its 55 ACC opponents.

• Tech has had a double-figure rebound game 23 times since the beginning of last season - Daniel Miller (13 times), Robert Carter, Jr. (nine), and Marcus Georges-Hunt (once).

• Tech is 35-25 when it has won the rebounding battle under Gregory, and is 7-27 when it has lost the rebounding battle.

Pure Golden

Trae Golden, who was a solid player in many facets in three years at Tennessee, gave Georgia Tech exactly what it expected in terms of offense and experience at the guard position.

The 6-2 senior scored in double figures in 23 games this season and held onto the team scoring lead at 13.3 per game despite missing all or parts of five games in early February with a groin injury. He scored 20 points or more seven times since Dec. 29, six of those against ACC teams.

Golden came up big in the clutch for the Yellow Jackets, including its March 4 win at Syracuse, when he canned all eight of his free throws, including six in the final 35 seconds after the Orange had cut the Tech lead to two points.

• In Tech's two wins the last week of the regular season, he scored 30 points, hit 7-of-18 shots from the floor, 5-of-13 from three-point range, 11-of-12 from the free throw line, dished 11 assists and had no turnovers in 67 minutes.

• He scored a season-high 24 points at Boston College on Jan. 21, nine of them in the final 2:15 after the Eagles had whittled a 19-point Tech lead down to one. Golden hit a layup and a three-pointer on consecutive possessions after that, then went 4-for-4 from the free throw line in the final minute.

• The senior scored 20 points in Tech's win over Notre Dame (8-of-11 FG), including the go-ahead three-point field goal with 45 seconds left as the Jackets won 74-69. He followed that with 22 against Pitt, including four three-pointers.

• He lifted Tech nearly single-handedly at Charlotte with 24 points in a 58-55 victory. He scored 10 of Tech's final 11 points and sank what proved to be the game-winning shot, a three-point field goal with four seconds left.

• Golden scored five points and assisted on another field goal in the final four minutes as Tech finished off Kennesaw State with a 15-5 run on Dec. 16. He also scored a game-high 18 points in Tech's win at Georgia, and a game-high 20 with seven assists against North Carolina A&T, helping Tech erase an 11-point second-half deficit.

A Powder Springs, Ga., native who played at Tennessee his first three seasons, Golden put up numbers similar to those he posted for the Volunteers, hitting 78.3 percent of his free throw attempts while getting to the line nearly five times per game, averaging a team-high 3.1 assists in addition to his scoring.

Notre Dame head coach Mike Brey said about Golden, "His strength is hard to deal with.

He's barreling down on you all the time. It's kind of hard to guard him without fouling because he's so physical. He's really changed their team. I know he's new this year. He's been a great addition for them."

Miller Time, Part 2

Since taking over the Yellow Jacket reins, head coach Brian Gregory counted on Daniel Miller for more than just his high basketball IQ, shot-blocking and passing skills. The third-year Tech coach asked his pivotman for more scoring, rebounding and aggressiveness, and the 6-11 1/2 senior has delivered. He was the key cog when Tech's inside-out offense was working well and the anchor of its defense.

• The fifth-year senior averaged career highs in scoring, rebounding and field goal percentage, and made strides in every area each season of his career at Tech. He ranked third in the ACC in rebound average (7.8), second in blocked shots (2.42) and might have led the conference in field goal percentage if he met the league minimum of five field goals made per game.

• Miller had 18 double-digit scoring games this season, 12 of them in ACC play.

• His 13-point, 11-rebound effort at Florida State was his sixth double-double of the season and fourth against the ACC this season. He has 11 for his career.

• Miller had a career-high 21 points and 14 rebounds at NC State, 10 points and 13 rebounds against Notre Dame, and 16 points with 14 rebounds at Wake Forest. The Loganville, Ga., native scored the game-winning basket as part of a 9-point performance against Illinois.

• Miller averaged 11.9 points and 7.7 rebounds in ACC play, also career highs.

• A member of the ACC's All-Defensive team each of his last two seasons, Miller continued to play excellent defense and avoid foul trouble. He fouled out only four times in his career and averaged 1.9 fouls per game the last two-plus seasons after committing 2.4 per game as a freshman.

• *"When we did get to the lane, (Daniel) Miller cleaned up everything. He's so mobile and big. They're so physical."* - Virginia coach Tony Bennett

• *"I'm a big Daniel Miller fan. I think he's a very good player."* - Clemson coach Brad Brownell

• *"I think Daniel's playing as well as any big guy in the conference right now. I don't think there's any doubt about that,"* said Tech coach Brian Gregory following Tech's win at Wake Forest

• *North Carolina coach Roy Williams referred to Miller as a "load inside."*

• *After Tech's win over Notre Dame, Fighting Irish head coach Mike Brey said, "He is a heck of a college basketball player. I'm very impressed with him."*

• *Before the season, Miller was included among a list of the nation's 15 least appreciated players by Jon Rothstein of CBSSports.com, who wrote: "If there's a better post defender in the ACC, we'd like to see him. Miller regularly neutralizes the opponent's best interior scorer and has given Brian Gregory stability in the pivot as he attempts to rebuild the Yellow Jackets' program."*

MEDIA GUIDELINES

Georgia Tech's practices are generally closed to the public and the media, but coaches and players are available prior to practice, typically twice a week and generally on Mondays and Thursdays prior to practices that occur on those days. Notices will be announced weekly to confirm the schedule for the week.

TV stations are allowed to shoot B-roll during the first 15 minutes of those practices during the course of the season.

Media are asked to notify Mike Stamus ahead of time to make specific player requests.

Interview requests with players that need to be conducted at other times must be made through the media relations office at least 24 hours in advance. These interviews will be conducted at a time and place convenient to the players' availability and class schedule.

Media are asked not to contact players directly either by phone, e-mail or text. They are instructed not to accept those. Every effort will be made to make players available.

INTERVIEWS WITH COACH GREGORY

Media wishing to speak with Coach Gregory at times other than scheduled media sessions are asked to set up an appointment in advance through the media relations office. He also is available each Monday on the ACC Teleconference (10:40 a.m.), and other teleconferences may be scheduled as demand warrants.

POST-GAME INTERVIEWS

Coach Gregory and the visiting team's head coach will each hold a post-game press conference in the designated interview room (Shah Media Room at McCamish Pavilion).

Players requested by the media will be brought to the interview room following the coaches press conferences, outside the team's locker room when the team is on the road.

BRIAN GREGORY RADIO SHOW

Head coach Brian Gregory's weekly radio show airs each Monday from 7-8 p.m. live on "680 the Fan" and 93.7 FM and will be replayed later in the evening on "All News 106.7 FM."

ACC COACHES' WEEKLY TELECONFERENCE

The 15 ACC head basketball coaches will be featured on nine Monday teleconferences, beginning on January 6, 2014, and continuing through the week of the ACC Tournament. Each coach will have 10 minutes to make an opening statement and answer questions. An instant replay of each teleconference will be on the TheACC.com each Monday afternoon.

Georgia Tech head coach Brian Gregory will be on the teleconference at 10:40 a.m. each week (the teleconference begins at 10:30 a.m.). Coaches whose teams play on Monday evening will not participate in that day's teleconference.

Contact the ACC media relations office at 336-851-6062 for the call-in number and for questions on the schedule.

The Sixth Man

Georgia Tech's Kammeon Holsley began the 2013-14 season a prime candidate for the ACC's sixth man award, which the conference bestowed for the first time. But he had to serve a 14-game stint in Tech's starting lineup because of an injury to teammate Robert Carter, Jr.

Holsley started 12 games as a freshman and all 31 games his sophomore year before giving way to Carter, Jr., last year, making a name for himself as one of the ACC's top sixth men. He made 58 career starts, third on the team to Daniel Miller and Marcus Georges-Hunt.

The 6-8 1/2 forward continued where he left off last season, averaging 7.5 points and 5.0 rebounds and hit 53 percent of his field goal tries as a senior. His free throw shooting improved from 61 percent last year to 67.5 percent this season.

He scored in double digits seven times in ACC play (including tournament), including a season-high 15 with nine rebounds against Boston College.

The senior from Sparta, Ga., was among the Yellow Jackets' top four in scoring average all of last season, finishing third at 8.8 points a game while playing under 20 minutes a game. This season he has averaged 21.2 minutes and stands fifth on the Tech scoring chart.

Mr. Consistency

As Georgia Tech's leading scorer as a freshman and No. 2 as a sophomore, Marcus Georges-Hunt has been nothing if not consistent.

The 6-5 sophomore from College Park, Ga., has reached double figures in 21 games this season after doing so in 19 games a year ago.

- Georges-Hunt has delivered some of his best basketball in key moments, most recently in Tech's Feb. 13 win over Boston College, when he scored Tech's last eight points and hit the game-winning three-point basket while being fouled. He converted the four-point play and finished with 15 points.

- Georges-Hunt established a career high of 23 points in Tech's win at Wake Forest on Feb. 1, hitting 8-of-16 shots from the floor and a perfect 5-for-5 from the foul line.

- He has been more aggressive attacking the basket in recent games, getting to the free throw line 59 times and making 42 (71.2 pct.) over Tech's last 11 games.

- The College Park, Ga., native posted some of his best games this year against Tech's best opponents, scoring 20 points (7-9 FG) with seven rebounds, three blocks and three steals in Tech's Dec. 3 win over Illinois. In that game, he scored seven points during the Jackets' closing 19-4 run. He scored 18 points on 8-of-12 shooting with four rebounds and two assists at Duke on Jan. 7, had 13 against Pittsburgh and 17 vs. North Carolina.

He has improved statistically this season in most categories, from scoring (10.8 to 11.7 ppg) to free throw percentage (62.9 to 67.4 pct.) to assists (1.48 to 2.1 per game).

Georges-Hunt recorded multiple assists in 21 of 33 games, two or fewer turnovers in 28 games, and four or more rebounds in 23 games.

Magna Carter

Before being sidelined by a knee injury in Georgia Tech's game at Charlotte Dec. 29, big forward Robert Carter, Jr., had developed into a force on the boards and a dependable scorer inside and out for Georgia Tech. The 6-8 sophomore added strength and shed body fat over the off-season, became a more trim and mobile presence inside, and was close to averaging a double-double during the pre-conference schedule.

- His presence made a huge difference on both ends of the floor for Georgia Tech, witness considerable statistical differences in scoring, field goal percentage and rebounds in the 10 games he missed (*see chart on page 5*).

- After his return, Carter, Jr., has averaged 12.9 points and 7.2 rebounds and hit 43.8 percent of his shots from the floor, getting more comfortable each time out.

- Over Tech's last six games, Carter, Jr., averaged 16.7 points and 8.5 rebounds, posting double-doubles at Notre Dame (19/13 on 2/26) and against Boston College (20/13 in the ACC Tournament).

- At the time of his injury, Carter, Jr., led the ACC in rebound average at 9.3 per game and had four double-doubles in 13 games. He has logged six double-digit rebound games this season.

- Overall, the Thomasville, Ga., native scored in double figures 15 times his 23 games, including eight times in 10 games since his return from a knee injury.

- *Carter, Jr.'s early performances attracted the attention of ESPN analyst and former college coach Fran Fraschilla, who tweeted, "GT post Robert Carter is quietly becoming a double double machine. He has excellent hands and feel. Great player to build around."*

Notable Milestones and Streaks

- **Daniel Miller** started all 126 games in his Tech career, the team's longest streak and more than any active ACC player except Wake Forest's Travis McKie (127). He became only the second Tech player in the ACC era to start every game of his career (Mark Price, 126 from 1983-86), and became one of only 10 ACC players to accomplish this.

- He finished his career with 126 career starts, one shy of the Yellow Jacket record of 127 held by Malcolm Mackey (1990-93).

- Tech has made at least one 3-point field goal in 291 straight games, dating back to an 0-for-5 effort against Duke on Feb. 23, 2005. The Jackets came close to breaking that streak twice in the 2011-12 season - Saint Joseph's (1-for-12) and Virginia (1-for-15) - and again this season against Delaware State, going 0-for-7 over the first 37 minutes of the game before hitting twice in the final three minutes.

- **Trae Golden** surpassed 1,300 points for his college career against Virginia Tech. He scored 931 in three seasons at Tennessee and finished his career with 1,342.

- **Miller**, with 1,007 career points, became the 42nd player in Tech history to score 1,000 points.

- **Miller** moved into eighth place, surpassing John Salley (1983-86), on Tech's all-time rebound list with 821.

TECH NOTEBOOK

TECH ALUMNI IN THE NBA

Player	Team
Chris Bosh	Miami Heat
Will Bynum	Detroit Pistons
Derrick Favors	Utah Jazz
Jarrett Jack	Cleveland Cavaliers
Anthony Morrow	New Orleans Pelicans
Glen Rice, Jr.	Washington Wizards
Iman Shumpert	New York Knicks
Thaddeus Young	Philadelphia 76ers

OTHER TECH ALUMS IN PRO BALL

Tony Akins	Sonic Boom KT (South Korea)
Alade Aminu	Banvit BK (Turkey)
D'Andre Bell	*Chiba Jets (Japan)
Lewis Clinch	Grindavik (Iceland)
B.J. Elder	Pall.Trento (Italy)
Mouhammad Faye	Panelefsiniakos (Greece)
Shaun Fein	Antibes (France)
Zam Fredrick	Barys Atyrau (Kazakhstan)
Gani Lawal	EA7 Armani (Italy)
Stephon Marbury	Beijing Ducks (China)
Anthony McHenry	Ryukyu Golden Kings Okinawa (Japan)
Moe Miller	Stockholm White Eagles (Sweden)
Isma'il Muhammad	Al Ansar Medina (Saudi Arabia)
Ed Nelson	San Jose/Unimed (Brazil)
Jim Nyström	Solna Vikings (Sweden)
Zachery Peacock	Boulogne (France)
Luke Schenscher	Adelaide 36ers (Australia)
Jeremis Smith	Aguada (Uruguay)
Lance Storks	Heffingen (Luxembourg)
Theodis Tarver	Speyer (Germany)
Mfon Udofia	Delaware 87ers (NBDL)
Mario West	Fuerza Regia (Mexico)

Updated 1/13/2014

*2013-14 team unknown, last year's team listed

TOP-25 WINS FOR BRIAN GREGORY

Dec. 8, 2007	at No. 11 Louisville*	70-65
Dec. 29, 2007	No. 6 Pittsburgh*	80-55
Jan. 9, 2008	No. 22 Rhode Island*	92-83
Nov. 29, 2008	No. 15 Marquette*	89-75
Feb. 11, 2009	No. 14 Xavier*	71-58
Nov. 19, 2009	No. 21 Georgia Tech* (n)	63-59
Mar. 11, 2011	No. 18 Xavier* (n)	68-67
Mar. 6, 2013	at No. 6 Miami	71-69
Mar. 4, 2014	at No. 7 Syracuse	67-62

*at Dayton

TECH'S 20-WIN SEASONS

Year	Overall	Conf.	Post-season
2010	22-12	7-9	NCAA
2007	20-12*	8-8	NCAA
2005	20-12	8-8	NCAA 2nd round
2004	28-10*	9-7	NCAA runner-up
1996	24-12*	13-3	NCAA Sweet 16
1992	23-12*	8-8	NCAA
1990	28-7*	8-6	Final Four
1989	20-12*	8-6	NCAA
1988	22-10*	8-6	NCAA
1986	27-7*	11-3	NCAA Sweet 16
1985	27-8*	9-5	NCAA Elite Eight
1971	23-9*	na	NIT runner-up
1963	21-5*	10-4	none
1960	22-6*	11-3	NCAA Sweet 16

*won 20 games by end of regular season

• **Miller** holds second place in career blocked shots at Tech (286). Alvin Jones (1998-01) holds the Tech record with 425.

• **Kammeon Holsey** finished his career with 912 points and 542 rebounds.

• **Marcus Georges-Hunt** surpassed 700 career points in the ACC Tournament, and has 720 over two seasons.

• **Robert Carter, Jr.**, surpassed 500 career points at Florida State (he has 569).

• **Jason Morris** reached 500 points for his career at Charlotte (finished his career with 515).

• **Chris Bolden** needs 12 points for 400 in his career (has 388).

Homegrown Jackets

Georgia Tech's 2013-14 team featured 14 players from the state of Georgia, unprecedented in the history of Yellow Jacket basketball. Tech had more players from its home state on its roster than any team on Division I college basketball, followed by Charlotte (13), Wisconsin-Milwaukee (13) and Purdue (12). Of Tech's 13 scholarship players, 10 are from Georgia.

Next season's roster, as of the end of March, 2014, will have 11 of its 15 players from the state of Georgia (eight of 10 scholarship players).

The "Iron Five"

The Jackets have five non-scholarship players on the roster who form the scout team in practice and is dubbed the "Iron Five" by Coach Gregory. That unit includes forwards Brooks Doyle, a sophomore, and Aaron Peek, a junior, both 6-4 players who each saw action for Tech last year, a pair of sophomore guards in Colin Gurry and Ron Wamer, and 6-6 freshman forward Rand Rowland. All but Gurry (Canton, Conn.) and Rowland (Cleveland, Ga.) are from the Atlanta area.

200 Achieved Against Presbyterian

Georgia Tech head coach Brian Gregory earned the 200th victory of his head coaching career Nov. 8 when the Yellow Jackets downed Presbyterian 88-57 at McCamish Pavilion to open the 2013-14 season. The fourth-year Yellow Jacket skipper is 43-53 at Tech after posting a 172-94 mark in eight seasons as the head man at Dayton.

Gregory Receives Contract Extension

Brian Gregory received a one-year extension to his contract in November of 2013, extending the original six-year contract for Gregory through the 2017-18 season. Gregory also received an increase in his base salary and additional basketball and academic performance incentives.

Gregory began his Tech career following a six-year period in which the Yellow Jackets had just two winning seasons, and played the 2011-12 season off-campus as McCamish Pavilion was being built. But the team improved by five victories overall and by two in Atlantic Coast Conference play during the 2012-13 season. The Jackets made significant improvements statistically according to the NCAA rankings and won three ACC games on the road, including eventual ACC champion Miami, ranked No. 6 at the time.

Every senior on the Tech team has graduat-

ed during Gregory's time. The Yellow Jackets also have made significant strides in the NCAA's Academic Progress Report, moving from last to sixth in the ACC during his tenure.

Making History

Georgia Tech has made a little bit of history during its first three seasons under head coach Brian Gregory.

• The first came quickly, a 68-56 win over Georgia in Athens on Dec. 7, 2011, the team's first victory in Athens in 35 years.

• With its 80-71 win at Georgia on Nov. 15, Tech has now defeated its in-state rival three consecutive years for the first time since winning three straight from 1992-94. The Jackets have also won back-to-back games in Athens for the first time since winning three straight from 1959-61.

• For the first time since Roy Mundorff in 1946-47 and 1947-48, Gregory has won in his first three tries against state-rival Georgia.

• Tech has won three ACC road games each of the last two seasons and went 5-7 overall on the road in 2013-14, the team's best road record since 2007-08. Tech has won six of its last 14 ACC road games after winning three of the previous 36 dating back to the beginning of the 2008-09 season.

• One of those road wins was Tech's first-ever victory over Virginia Tech in Blacksburg, a 64-54 win last Feb. 9. That came after seven losses in Cassell Coliseum.

• Like his two predecessors, Brian Gregory captured his first career ACC victory on the road (82-71 over NC State on Jan. 11). Bobby Cremins defeated Maryland for his first, 45-43 on Dec. 23, 1981, while Paul Hewitt won at Virginia, 73-68, on Jan. 9, 2000.

• Tech has beaten a top 10 team on the road each of the past two seasons, including a 67-62 win at No. 7 Syracuse on March 4, 2014. Tech defeated Miami, ranked No. 6 and eventual ACC Champion, 71-69 on March 6, 2013. The Jackets had not defeated a top 10 team on the road since the 2003-04 season.

Tech Signs Two in Class of 2014

Georgia Tech signed 6-2 guard Tadic Jackson and 6-10 Ben Lammers to letters of intent during the early signing period last November.

Jackson, a 6-2, 205-pounder from Tift County High School in Tifton, Ga., is a 4-star prospect ranked as high as 68th nationally in the class of 2014 (by ESPN.com) and is rated the top guard in the state by national recruiting analyst Justin Young on Hoopseen.com. Rated 14th nationally at his position, the left-handed Jackson led his Tift County team to the class 6A state title in 2013-14. As a junior, he averaged 15.4 points a game, which ranked 17th in class 6A, and helped Tift County to a 26-5 record and a state ranking of No. 3. He plays for the Georgia Stars AAU team.

Lammers, a 6-10, 225-pounder, attends Alamo Heights High School in San Antonio, Texas. The 3-star prospect is rated the 10th-best overall prospect in the state of Texas according to Texas-hoops.com and the 19th-best center in the nation. An all-state performer each of the last two years, Lammers averaged 15 points, 10 rebounds and 4.5 blocks per game as a junior, helping Alamo

TECH NOTEBOOK

GAMES STARTED

	Consec.	2013-14	Career	Career ACC
Chris Bolden	0	14	29	21
Robert Carter, Jr.	2	18	49	23
Marcus Georges-Hunt	60	33	63	39
Trae Golden	7	29	*86	16
Corey Heyward	5	14	14	13
Kammeon Holsey	1	15	58	42
Travis Jorgenson	0	0	0	0
Daniel Miller	126	33	126	73
Jason Morris	0	4	30	22
Solomon Poole	0	5	5	0
Stacey Poole, Jr.	0	0	0	0
Quinton Stephens	0	0	0	0

*includes starts at Tennessee

Career ACC includes ACC Tournament starts

NEVER MISSED A GAME AT TECH

Four-year players who played every game of their careers (ACC era)

Player (Years)	Starts	Games	Missed
Malcolm Mackey (1990-93)	127	130	0
Marvin Lewis (2001-04)	121	130	0
Mark Price (1983-86)*	126	126	0
Daniel Miller (2011-14)*	126	126	0
Travis Best (1992-95)	122	124	0

*Only players to start 100% of Tech's games for 4 years

CAME CLOSE

Brian Oliver (1987-90)	113	127	1
Bruce Dalrymple (1984-87)	126	126	1
John Salley (1983-86)	125	125	1
Kammeon Holsey (2011-14)	58	125	1
Alvin Jones (1998-01)	118	124	1
Tony Akins (1999-02)	117	122	1
Matt Harrpring (1995-98)	119	124	2
Tom Hammonds (1986-89)	122	123	4

DOUBLE FIGURES OFF THE BENCH 2013-14

Player	Points	Opponent/Date
Poole	*24	Mississippi, 11/29/13
Carter, Jr.	16	Virginia Tech, 3-8-14
Bolden	14	Notre Dame, 1/11/14
Golden	13	ETSU, 12/7/13
Stephens	13	at NC State, 1/26/14
Carter, Jr.	13	Duke, 2/18/14
Holsey	12	Boston College, 3/12/14
Bolden	12	at Wake Forest, 2/1/14
Poole, Jr.	11	ETSU, 12/7/13
Poole	11	at Vanderbilt, 12/21/13
Bolden	11	at Boston College, 1/21/14
Carter Jr.	10	Boston College, 2/13/14
Holsey	10	at Georgia, 11/15/13
Holsey	10	Dayton, 11/20/13
Holsey	10	NC A&T, 11/24/13
Stephens	10	MVSU, 11/26/13
Stephens	10	at Maryland, 1/4/14

*team-high

TECH HONOR ROLL

Chris Bolden	
Academic All-ACC team	2012-13
Robert Carter, Jr.	
ACC All-Freshman team (coaches)	2012-13
ACC Rookie of the Week	3/4/13
Trae Golden	
Academic All-ACC team	2013-14
Marcus Georges-Hunt	
Academic All-ACC team	2012-13, 2013-14
ACC Rookie of the Week	11/26/12, 12/10/12
Daniel Miller	
All-ACC (3rd team, media, coaches)	2013-14
ACC All-Defensive team (media)	2012-13, 2013-14

Heights advance to the class 4A regional finals and a 32-4 final record. Lammers, whose father played football at Texas A&M, played AAU ball for the South Texas Spurs.

Non-Conference Slate Strongest Under BG

With five games against major conference teams and two others against perennially strong mid-major opponents, Georgia Tech faced a significantly stronger non-conference schedule in its third season under head coach Brian Gregory.

- In the same season that former Big East powers Notre Dame, Pittsburgh and Syracuse join the ACC, the Yellow Jackets had Illinois and Dayton at home, and traveled to Charlotte, Georgia and Vanderbilt. This was in addition to the Barclays Center Classic tournament over Thanksgiving weekend, in which Tech played Mississippi (an NCAA team) and St. John's (NIT).

- By the numbers, Tech played three non-conference games on the opponent's home court, as opposed to one in 2012-13 (at Illinois in the Big Ten/ACC Challenge), and five non-conference games away from home altogether. Of the five non-conference games against the power five conference foes, four of those were played away from home.

- Tech faced five RPI top 100 teams (based on CBSports.com rankings at the time of the game) among its 13 non-conference games, and had only three foes ranked beyond 300, as opposed to five in 2012-13. Including ACC opponents, Tech is facing 16 teams that made the NCAA or NIT championships last season, as opposed to 14 on last year's schedule, and 17 RPI top 100 foes.

- In its non-conference schedule, Tech played six teams ranked 116 or higher in the CBSports.com RPI rankings (Illinois 17, St. John's 56, Dayton 57, Mississippi 73, Vanderbilt 84, Charlotte 116), only two of those at home.

Arts and Letters

Not only has Georgia Tech improved on the court since Gregory arrived, but has made big strides in the classroom as well. Beginning with Moe Miller and Lance Storrs in the summer after Gregory took the head coaching position at Tech, every senior in the program has graduated,

Derek Craig and Nick Foreman received their Tech degrees in 2012, as did last year's senior class of Mfon Udofia, who finished his business administration degree work in the summer, and Pierre Jordan, who completed his Masters degree requirements in building construction in the spring. Brandon Reed graduated in the summer with his management degree before transferring back to Arkansas State to play his final year of basketball.

Three of Tech's 2013-14 seniors - Kammeon Holsey, Daniel Miller and Jason Morris - are scheduled to graduate in the spring, while transfer Trae Golden (a Dean's List student in the fall) will complete his course work in the summer or fall.

Golden and Marcus Georges-Hunt made the Academic All-ACC team in 2013-14, Georges-Hunt for the second time, and the Yellow Jackets have had at least one player named to that team since it was instituted for the 2010-11 season.

Tech's men's basketball scored a perfect 2010-11 team single year Academic Progress Re-

port score of 1000 in the 2010-11 APR Report, a first for the program, and posted a four-year average of 972, an all-time high, last spring.

Checking the Lineup Card

Head coach Brian Gregory utilized seven different starting lineups in 2011-12. Two players - Kammeon Holsey and Daniel Miller - started every game.

In 2012-13, he went with essentially two different lineups, and three players - Carter, Jr., Miller and Mfon Udofia - started every game. Tech's lineup for 14 of the first 15 games was Mfon Udofia and Brandon Reed at the guards, Marcus Georges-Hunt and Robert Carter, Jr., at the forwards and Daniel Miller at center. Chris Bolden replaced Reed in game 16 at Duke and started 15 of the last 16 games.

In 2013-14, injuries forced several lineup changes, and only Georges-Hunt and Miller started every game. Nine players started at least four games for Tech, and Gregory has used nine different starting lineups.

Buzz Bytes

- Tech shot 50 percent or better from the floor seven times in 2012-13, six this season. Tech is 19-2 under Brian Gregory when shooting 50 percent.

- The Yellow Jackets are 27-12 overall under Brian Gregory when they record more assists than turnovers.

- With Daniel Miller jumping center, Tech has controlled the opening tip in 66 of 95 games since the beginning of the 2011-12 season.

- Tech is 15-13 in games decided by 10 or fewer points over the last two seasons, 10-9 this season. The Jackets were 3-11 in such games in 2011-12.

- The Yellow Jackets are 34-4 under Brian Gregory when leading at the 5-minute mark.

- Tech's rally from 12 points down against Illinois on Dec. 3 was the second-largest deficit Tech has overcome to win a game in Brian Gregory's two-plus seasons. The Jackets came back from 13 points down in the second half to win at No. 6 Miami last March, and erased a 13-point first-half deficit to beat VCU in Gregory's first season.

- Tech's 15-point lead (first-half) against Vanderbilt matched the largest lead the Yellow Jackets have held in a game they lost under Gregory (Tech also held early 15-point leads against St. John's this season and Boston College in last year's ACC Tournament). Tech has twice held 11-point second-half leads and lost on overtime (Virginia Tech on Jan. 12, 2013 and NC State on Jan. 26, 2014).

Case for Tech's Defense

- Tech ranked 70th (out of 345 teams) in Ken Pomeroy's defensive efficiency ranking in 2013-14 (99.7 points per 100 possessions), and the Yellow Jackets were 84th in scoring defense and 91st in field goal percentage defense nationally (as of 3/24). Those rankings are down from Tech's first two seasons under Brian Gregory but still well into the top one-third of Division I.

- Only 11 opponents have shot 50 percent

TECH NOTEBOOK

McCAMISH PAVILION 411

Name: McCamish Pavilion (mc-CAME-ish), named for Atlanta insurance executive Hank McCamish who gave the lead gift for the facility

Capacity: approximately 8,600 (6935 court level, 1665 balcony level)

Cost: \$50 million

Contractor: Whiting-Turner

Architect: Populous

Cremins Court: the court remains named for the former Tech head coach

Alexander Courtyard: located at the Fowler Street entrance, honors the former Tech director of athletics and the history of the former Tech home arena named for him

Grand entrance: 10th and Fowler Streets, foyer includes graphic representations of retired jerseys and Tech's two Final Four appearances

Other entrances: West entrance off Fowler Street (students and media), East entrance from main arena parking (for club patrons)

Features: center-hung scoreboard and video boards, mezzanine fascia ribbon boards, theatrical lighting, primarily chairback seating, club area

FACTS AND DATES

- 2,500 cubic yards of concrete removed
- 3,000 cubic yards of concrete installed
- 500 tons of new steel installed
- Over 1 mile of new railing installed
- 20,000 gallons of paint used
- 2,000 feet of new mechanical piping
- 2,500 feet of new ductwork
- \$4M in new audio-visual and scoreboards
- 50 TV's throughout the concourse and Callaway Club
- Farthest distance material has traveled to get on site: 4,835 miles
- Shortest distance material has traveled to get on site: 1 mile
- Number of Tech alumni involved in the project: over 100
- Number of days construction took: 520
- Number of 1950's old style Coke bottles found while installing the underground foundations: 11
- Number of new staircases: 13
- Number of new sports lights for the competition floor: Over 300
- 270-degree court view from concourse

Groundbreaking: May 5, 2011

Opening: October, 2012

First public event: Oct. 21, Jacket Jam (men's and women's scrimmages)

First men's game: Nov. 9 vs. Tulane

Head coaches: Brian Gregory of Georgia Tech, Ed Conroy of Tulane

Officiating crew: Karl Hess, Gary Maxwell, Raymond Styons

TV announce crew: Tom Werme, Cory Alexander (ACC Network)

First Tech points: Marcus Georges-Hunt (2 FT, 18:13, 1st half)

First basket: Tulane's Josh Davis (18:44, 1st half)

Attendance: 8,600 (sellout)

First women's game: Nov. 11 vs. Tennessee

Tech played 55 seasons in Alexander Memorial Coliseum, compiling a record of 556-194 (.741). Miami was the last team to play Tech there, a game Tech won, and was the first ACC team to play in McCamish Pavilion, which Miami won. For the 2011-12 season, Tech played its home games at Philips Arena and the Arena at Gwinnett.

from the floor against Tech since Brian Gregory became head coach.

- Tech has held 32 teams (nine ACC teams) under 60 points since Brian Gregory arrived and allowed only 32 to score as many as 70.

- The Yellow Jackets have held 39 of 95 foes under 40 percent from the floor under Gregory (12 in 2013-14), seven under 30 percent.

- Only nine opponents have scored as many as 80 points (one in overtime), only one of those has reached 90, in Gregory's tenure.

- Tech gave up 62.6 points per game in 2011-12, which was the program's fifth lowest yield going back to the 1955-56 season, the first year statistics are available. Last season's yield was 62.4 ppg, which ranks fourth, and this year's 66.8 ppg yield is the 20th lowest (out of 59 seasons tracked).

- Only one other Tech team (1984-85, 59.4 ppg) surrendered fewer points per game vs. the ACC than did Brian Gregory's first Tech team (65.5). Last year's yield of 67.1 ppg ranked fourth-lowest since the Jackets joined the ACC. This year's 67.8 ppg yield was not significantly higher, and actually is the fifth-lowest Tech has surrendered over a season against the conference.

- Only three Tech teams since 1960 limited ACC teams to a lower field goal percentage than last year's team (40.3 pct.). Only four Tech teams in the ACC era have posted a better field goal percentage yield against the conference (43.2 pct. last year). Tech allowed ACC teams 42.5 percent last season, which became the third-best figure.

Eight Tech Alumni on NBA Rosters

Eight former Georgia Tech basketball stars were on NBA team rosters when the 2013-14 season opened, more than any team in the ACC except Duke (15) and North Carolina (14).

The newcomer in the Tech group is Glen Rice, Jr., who starred last season in the NBA's developmental league. He was selected by Philadelphia in the second round of the NBA draft and traded to Washington, where he opened the season.

Two players began the season with new teams. Jarrett Jack, a 10-year NBA veteran who helped lead Golden State to the NBA playoffs a year ago, signed with Cleveland in the off-season. Anthony Morrow began his eighth season in the league as a member of the re-named New Orleans Pelicans.

Chris Bosh, who spent the first seven years of his NBA career in Toronto, began his fourth season in Miami looking for his third NBA title with the Heat. Thaddeus Young is in his seventh season as one of the leaders of the Philadelphia 76ers, while Will Bynum, a member of Tech's 2004 Final Four team, is in his sixth year in Detroit.

Iman Shumpert is being looked upon to fill a leadership role in his third season with the New York Knicks after his career was interrupted by a knee injury a year ago, and Derrick Favors agreed to a new contract with Utah, where he is emerging as a star in his fourth NBA season.

Welcome to The Hank

Georgia Tech played the 2012-13 season in a building that was, for all intents and purposes, brand new. The only physical elements of McCamish Pavilion that remain from the venerable Alexander Memorial Coliseum are the roof, which has been re-covered, and the 32 steel ribs that support it.

The capacity of McCamish Pavilion is 8,600, including 1,665 seats in the new balcony level and 6,935 seats in the lower seating bowl. There are no suites, but there is a premium club area that seats 500. Alexander Memorial Coliseum seated 9,191 spectators in its final configuration.

The most striking features of McCamish Pavilion are its grand entrance, which fronts 10th and Fowler Streets, the ability for patrons to view the court from the main concourse nearly all the way around, and the theatrical lighting system, which concentrates light on the court while leaving the seating areas dark, modeled after the Staples Center in Los Angeles and Madison Square Garden in New York.

Tech played 55 seasons in Alexander Memorial Coliseum, compiling a record of 556-194 (.741). Miami was the last team to play Tech in Alexander Memorial Coliseum, a game Tech won, and was the first ACC team to play in McCamish Pavilion on Jan. 5, which Miami won. For the 2011-12 season, Tech played its home games at Philips Arena and the Arena at Gwinnett.

They Said it...

- "With eight minutes to go it's a one or two possession game, how many do you win? Every win has been like that. Four of those were wins,

TECH ALL-TIME VS. THE ACC

Opponent	Overall	in ACC	Tourney	Longest Win Streak	Longest Losing Streak	Current Streak
Boston College	12-8	8-7	1-1	4 games (1986-2006)	3 games (2012-13)	Won 3
Clemson	59-66	31-43	2-1	7 games (1943-66)	14 games (1972-81)	Lost 10
Duke	23-68	19-55	3-7	2 games (5 times)	15 games (1997-2004)	Lost 7
Florida State	27-38	17-24	0-2	5 games (1995-97)	9 games (2007-present)	Lost 9
Maryland	36-40	36-36	4-4	10 games (1984-88)	9 games (1972-81, 2005-10)	Lost 1
Miami	7-11	5-11	0-1	4 games (1967-2005)	4 games (2006-08)	Lost 1
North Carolina	24-64	22-50	5-4	4 games (2010-11)	20 games (1971-84)	Lost 4
NC State	37-55	29-41	3-3	7 games (1994-97)	9 games (1977-83)	Lost 4
Notre Dame	7-3	1-1	0-0	5 games (1972-2004)	1 game (twice)	Lost 1
Pittsburgh	5-1	0-1	0-0	5 games (1966-89)	1 game (2014-present)	Lost 1
Syracuse	3-2	1-0	0-0	2 games (1985-01)	2 games (2002-10)	Won 1
Virginia	39-36	37-35	5-4	9 games (1990-94)	8 games (1981-83)	Lost 2
Virginia Tech	6-14	5-10	1-3	2 games (2013-present)	4 games (2011-13)	Won 2
Wake Forest	39-37	38-35	0-4	12 games (1985-91)	9 games (1965-83)	Won 4

TECH NOTEBOOK

we've probably lost six or seven of them." - **Brian Gregory after Clemson loss on 2/22**

• "Georgia Tech is always a very good rebounding team. That was certainly a point of emphasis in the game. We think that they do a great job rebounding and we've been pretty good. We've been pretty good at offensive rebounding, but our defensive rebounding has come and gone. It did get us some extra possessions." - **Clemson coach Brad Brownell after his team's victory over Tech Feb. 22**

• "Most lessons in life, you have to live them, not talk about them or watch them. We lived one tonight. That team went after us aggressively on the defensive end, and we didn't respond as well as you need to." - **Brian Gregory after Duke loss on 2/18**

• "He's got great quickness. I can't take credit for that. That's God-given right there, and because of that, he's able to keep guys in front, and he plays hard. He plays every possession like he's never going to play again. If we can get everybody to do that, we'd be all set." - **Brian Gregory on walk-on guard Ron Wamer, who substituted in for defense in the final moments of Tech's Feb. 13 win over Boston College**

• "I think they're good, and I think they're playing well. Obviously they've missed Carter. He's one of the most talented guys in our league. Now that he's back, the experience that the other guys have had will make them better. Heyward, with Golden out, has had a chance to play well, and has been a steadying influence on them. To have their whole team together for the rest of the conference season, I think they're a really good team." - **Duke coach Mike Krzyzewski**

• "Georgia Tech is a very physical team. I give them credit; they did a good job." - **Boston College coach Steve Donahue**

• "Brian (Gregory) does a great job with his team, because they are out of sync with their injuries that they've faced. He had them so ready. It was so hard for us to get good looks early, perhaps we were impatient ... They're a very talented team, but they've just been hit by the injury bug. They haven't been able to get it going." - **Virginia coach Tony Bennett**

• "That's a program that's only going to continue to get better. Brian's a very good basketball coach. He's getting some good young players. Carter's injury really set them back. He's got a uniqueness about him, because he's a legitimate low-post scorer. He's a very good teacher. They're going to defend, they're going to play hard, and they're going to do it the right way. I love Georges-Hunt. I tried to recruit him. I think they're getting better, and as they continue to put recruiting class on top of recruiting class, they'll have some continuity, and I think they'll be fine." - **ESPN analyst and former coach Seth Greenberg**

• "I thought Georgia Tech gave Pittsburgh everything they could handle and it came right down to the wire. Pittsburgh is one of the best teams in the country, and I was very concerned coming in if we'd be able to defend Georgia Tech and score on them. I thought our guys came in very well prepared. They did a terrific job. Our defense was very good." - **Miami coach Jim Larranaga after Tech's Jan. 18 loss to the Hurricanes**

• "They have a very good team with some injuries that they're suffering through and we're fortunate to get them in that situation. Marcus Georges-Hunt is a very good player. We recruited him. We know how good he is. We've played against Trae Golden before, and he continued to get to the lane and drive us." - **Pittsburgh coach Jaime Dixon after Tech's 81-74 loss on Jan. 14**

• "When you've played well for 35 minutes and you're not able to finish the game off, that hurts. So to do this, get down and come back and win, is great. The one thing that is our biggest challenge though is sustaining. Did we learn from that? The next time we have to go back and think, 'last time that happened, do we remember that?' Then you have to fight back and get through it. That consistency - that would be a big step for us." - **Tech coach Brian Gregory after Tech's win over Notre Dame Jan. 11**

• "That was a great atmosphere. The one thing I tried to tell our fans and our team going into the ACC is that it's going to be harder to win on the road than in the Big East because everything is on campus facility. We'd play Georgetown down in the Verizon Center, we'd buy a lot of tickets. When we'd play DePaul in the All-State Arena, we'd buy tickets. We'd play Villanova downtown where the 76ers play. None of that happens in the ACC playing on the road, and today was the ultimate. Their fans were great. Their fans gave them probably the confidence to win the basketball game." - **Notre Dame head coach Mike Brey following Tech's win Jan. 11**

• "Our game plan changed from the one that we had because we were

anticipating that, how we were defending that. So we had to change that during the game because of how they changed. And again, I think the things that they did were really good and tough for us to defend." - **Duke head coach Mike Krzyzewski after Tech's Jan. 7 loss**

• "GT post Robert Carter is quietly becoming a double double machine. He has excellent hands and feel. Great player to build around." - **Dec. 17 tweet from ESPN analyst and former college coach Seth Greenberg**

• "I remember what Carter, Jr. looked like last year in Champaign and you can tell he's really worked on his body. He looks great. Miller is older, a red-shirt guy, good size. I really have a lot of respect for Kammeon Holsey. I love the motor he plays with. I enjoy watching him on film because I think he plays hard all the time. It looks like he'd be fun to coach. They have great size and experience and weight and girth down there." - **Illinois head coach John Groce**

• "The thing is he does that sometimes so effortlessly that you don't realize how hard he is playing. As a coach, you always want more from guys, you do, but he just got 15 and 15. Do you know how hard that is to do in a game? That's hard - in only 30 minutes. He had a rebound every two minutes. That's off the charts." - **Head coach Brian Gregory on Robert Carter's performance against Kennesaw State**

• "If there's a better post defender in the ACC, we'd like to see him. Miller regularly neutralizes the opponent's best interior scorer and has given Brian Gregory stability in the pivot as he attempts to rebuild the Yellow Jackets program." - **Jon Rothstein of CBSSports.com**

• "I've had freshmen before where I had to tour campus to find somebody that they could guard. Travis has been well coached. Quinton has been well coached as well. They both played in high school/prep school programs that were coached by college-type coaches. Same thing ... both those guys were coached in summer ball by former college coaches. That's helped them." - **Head coach Brian Gregory on the readiness of freshmen Travis Jorgenson and Quinton Stephens**

• "I wouldn't be honest if I didn't say I want our seniors to go out with some post-season experience." - **Head coach Brian Gregory on goals for this season**

Tech's NCAA Tournament History

Georgia Tech played in the NCAA Tournament five times in 11 seasons under head coach Paul Hewitt and has played in the event 16 times in its history. Fifteen of those appearances have occurred from 1985 to the present.

Tech has a record of 23-16 in NCAA Tournament play, highlighted by its 2004 trip to the NCAA title game as well as a Final Four berth in 1990. The Yellow Jackets have reached the NCAA Sweet 16 seven times (1960, 1985, 1986, 1990, 1992, 1996, 2004).

The 2004 and 2005 appearances were the Yellow Jackets' first back-to-back appearances since Bobby Cremins led the Institute to the Big Dance nine straight years from 1985-93.

Georgia Tech has won at least one game in 11 of its 16 NCAA Tournament appearances.

Tech's ACC Tournament History

Georgia Tech has played in 35 ACC Tournaments, and has a 25-32 all-time record in the event. The Yellow Jackets have won three championships, in 1985 (Atlanta), 1990 (Charlotte) and 1993 (Charlotte).

Tech has been a runner-up four times (1986, 1996, 2005, 2010). The 1986, 1996 and 2010 runs to the finals occurred in Greensboro.

Tech was 0-2 in the ACC Tournament under coach Dwane Morrison, 15-16 under Bobby Cremins (including all three titles), 9-11 under Paul Hewitt (runner-up in 2005 and 2010) and 1-3 under Brian Gregory.

BRIAN GREGORY

Head Coach - Three Seasons at Tech

Brian Gregory, who led the University of Dayton to 97 victories over his last four years there and worked under Tom Izzo at Michigan State when the Spartans won the 2000 NCAA championship, was named Georgia Tech's head basketball coach on March 28, 2011.

Gregory secured his 200th career victory last Nov. 8 against Presbyterian, and has led Tech to 16 wins each of the last two seasons, something the Yellow Jackets have not accomplished in consecutive years since 2003-04 and only once since the mid-1990s.

Gregory became the 13th head coach in Yellow Jacket history after coaching eight seasons at Dayton, compiling a record of 172-94 and participating in the NCAA Tournament or NIT five times. His 2003-04 and 2008-09 teams earned NCAA Tournament berths, and the Flyers captured the 2010 NIT crown after beating North Carolina in the championship game.

The 1990 Oakland (Mich.) University graduate won 150 games faster (seven seasons) than any coach in Dayton history. Over the last four seasons combined, his teams went 13-4 against BCS-level teams.

Gregory clearly put an emphasis on academics during his tenure at Dayton and has continued that at Tech. Entering the 2013-14 season, every senior who has played for Gregory has graduated. All seven seniors who played on the 2010 NIT title team graduated that spring.

Prior to becoming the head coach at Dayton, Gregory spent the second of two highly-successful stints at Michigan State, where he was an assistant coach for two years before being promoted to associate head coach under Izzo for the 2001-02 and 2002-03 seasons. During those four years, the Spartans won one NCAA championship (2000), made three Elite Eight appearances, two Final Fours and claimed two Big Ten Conference championships.

The native of Mount Prospect, Ill., became a full-time assistant coach at Michigan State in 1992 and remained there when Izzo replaced Jud Heathcote as head coach. Gregory left to work one season under Stan Joplin at Toledo in 1996, then returned to the Big Ten where he worked under Kevin O'Neill at Northwestern for two seasons.

Gregory as a Head Coach

Season	School	Overall	Conference	Postseason
2003-04	Dayton	24-9	12-4/1st West	NCAA
2004-05	Dayton	18-11	10-6/T2nd West	
2005-06	Dayton	14-17	6-10/T11th	
2006-07	Dayton	19-12	8-8/T7th	
2007-08	Dayton	23-11	8-8/T7th	NIT
2008-09	Dayton	27-8	11-5/T2nd	NCAA Tournament
2009-10	Dayton	25-12	8-8/T7th	NIT Champions
2010-11	Dayton	22-14	7-9/T8th	NIT
Dayton Totals		172-94	70-58	
2011-12	Georgia Tech	11-20	4-12	--
2012-13	Georgia Tech	16-15	6-12	--
2013-14	Georgia Tech	16-17	6-12	--
Georgia Tech Totals		43-52	16-36	
Career Totals		215-146	86-94	

Gregory as an Assistant Coach

- Michigan State (1992-96, 1999-2003)
- Associate head coach under Tom Izzo, 2001-03
- Assistant coach under Tom Izzo, 1999-2000
- Assistant coach under Tom Izzo, 1995
- Assistant coach under Jud Heathcote 1992-94
- 2000 NCAA champions; Two Final Fours
- Northwestern (1997-99) - Assistant coach under Kevin O'Neill
- Toledo (1996-97)

Personal

- Master of arts in athletic administration at Michigan State, 1992
- Bachelor of arts in secondary education from Oakland University, 1990
- Three-time all-conference selection
- Named Academic All-American in 1990
- Inducted into Oakland University Hall of Fame in 1997
- Attended the U.S. Naval Academy in 1985-86
- Played on the Navy team that featured David Robinson and advanced to the Elite Eight of the NCAA Tournament
- Family: Gregory and his wife, Yvette, have two daughters, Isabella and Elyse

PLAYER UPDATES

11 • Chris Bolden • G • 6-3 • So.

- Scored in double digits in three of Tech's ACC wins, averaging 11.1 points and hitting 48.5 percent of his shots from the floor (10-of-21 on 3s) in those games, and in five ACC games altogether.
- Hit at least one three in 15 of 18 ACC regular-season games, including the last four in a row ... Went 0-for-3 in the tournament.
- Scored 14 vs. Notre Dame on 1/11, matching career highs for threes made and attempted (4-8) ... Scored 11 at Boston College (1/21), including three 3s and two big FT in the final minute, and 12 at Wake Forest (two 3s).
- Scored 11 first-half points and went 4-for-5 from the floor, finished with 13 in Tech's loss to Virginia ... Scored 10 against Duke with three assists and no turnovers (2/18).
- Solid five points, four rebounds, three assists and one turnover in 28 minutes in Tech's win at Syracuse.
- Averaged 6.4 points and hit 35.7 percent of his three-point shots in ACC games, compared to 4.4 points and 21.9 percent in non-conference games ... Also was better on the defensive glass (2.2 vs. ACC compared to 1.1 in non-conference games).
- Started 14 games overall, averaging 5.4 points and hitting 29.8 percent from the floor (30.5 pct. on 3s) ... Averaged more than one assist per game and had 17 steals and only 33 turnovers.
- Had team's best turnover rate (1.1 per game).
- Saw his first action against Dayton on Nov. 20 after a three-game suspension at the start of the season, and struggled to get in the flow offensively on a consistent basis.

Bolden Career Highs

Points: 21, at Miami -- 3/6/13
Rebounds: 6, North Carolina -- 1/29/14
Assists: 4, Virginia Tech -- 1/12/13 ; at Virginia Tech -- 2/9/13
Steals: 4, Wake Forest -- 1/26/13 ; at Wake Forest -- 2/16/13
Blocks: 1, 7 times
FG made: 8, at Miami -- 3/6/13
FG attempts: 18, at Miami -- 3/6/13
3FG made: 4, at Miami -- 3/6/13 ; Notre Dame -- 1/11/14 ; at Duke -- 1/17/13
3FG attempts: 8, at Miami -- 3/6/13 ; Notre Dame -- 1/11/14 ; at Duke -- 1/17/13
FT made: 5, Duke -- 2/18/14 ; Virginia -- 2/3/13
FT attempts: 7, Duke -- 2/18/14 ; Virginia -- 2/3/13
Minutes: 37, Duke -- 2/18/14 ; Virginia -- 2/3/13

4 • Robert Carter, Jr. • F • 6-8 • So.

- Earned a spot in Tech's starting lineup at the beginning of his freshman year, and started 44 straight games until injuring his knee at Charlotte Dec. 29 ... Had surgery Jan. 7 to repair a torn meniscus in his left knee and missed Tech's first 10 ACC games.
- Returned to action Feb. 8 vs. Virginia and scored in double digits in eight of 10 games, averaging 12.9 points and 7.2 rebounds while hitting 43.8 percent from the floor and 10-of-37 from three-point range.
- Last four regular season games (16.3 ppg, 7.3 rpg, 52.1 pct. FG): 20 points and six rebounds at Florida State (4-9 FG, 11-11 FT), with career highs for free throws made and attempted ... 19 points and 10 rebounds at Notre Dame (8-16 FG, 3-6 on 3s), with career highs for field goals made and attempted (8-for-16) and for threes made and attempted (3-for-6) ... 12 points, nine rebounds, four assists, two blocks in win at Syracuse ... 16 points, 7-9 FG, four rebounds vs. Virginia Tech.
- Averaged 16.5 ppg and 11.0 rpg in the ACC Tournament ... Had 20 points and 13 rebounds in Tech's opening-round win over Boston College, his sixth double-double of the season, ninth of his career.
- Had been strong on the glass up until his injury, averaging 9.3 rebounds per game (was 1st in the ACC, top 50 in the NCAA) ... Finished the season at 8.4, which would have ranked third had he played in the required 75 percent of Tech's games.
- Other double-doubles included a 15-point, 15-rebound effort against Kennesaw State, Presbyterian (13 pts, 10 rebs), Mississippi Valley State (13 pts, 15 reb) and Mississippi (11 pts, 13 reb).
- Averaged 10.3 points (4th for Tech) and hit 50 percent of his field goals before his injury, boosted by a career-high 21 points against Illinois (6-of-10 FG) in which he canned two 3s in a 12-0 Tech run late in the game.

- Has 12 double-digit rebound games in his career, five as a freshman and seven as a sophomore.
- Scored in double digits 15 times as a sophomore, and 29 times in his career.

Carter, Jr., Career Highs

Points: 21, Illinois -- 12/3/13
Rebounds: 15, Miss. Valley State -- 11/26/13 ; Kennesaw State -- 12/16/13
Assists: 4, Miss. Valley State -- 11/26/13 ; at Syracuse -- 3/4/14
Steals: 3, North Carolina A&T -- 11/24/13 ; Presbyterian -- 11/8/13 ; The Citadel -- 12/22/12
Blocks: 5, Delaware State -- 11/11/13
FG made: 9, Wake Forest -- 1/26/13
FG attempts: 21, vs. Clemson -- 3/14/14
3FG made: 3, at Notre Dame -- 2/26/14
3FG attempts: 6, 4 times
FT made: 11, at Florida State -- 3/2/14
FT attempts: 11, at Florida State -- 3/2/14
Minutes: 35, at Florida State -- 3/2/14

32 • Brooks Doyle • G • 6-4 • So.

- Non-scholarship player who enrolled at Tech in the summer of 2012 and began working out with the team.
- Played in 15 games in his career, eight as a sophomore ... Saw action in four ACC games as Tech's number of healthy scholarship players dwindled.
- Played a career-high nine minutes against Virginia on 2/8 and at Florida State on 3/2, scoring two points against FSU.
- Hit his first collegiate three and scored four points against Alabama State in five minutes in December 2012.
- Scored two points in three minutes against Presbyterian to open his sophomore season ... Career high six minutes against MVSU (3 pts) ... Saw his first ACC action against Pittsburgh.

Doyle Career Highs

Points: 4, Alabama State -- 12/17/12
Rebounds: 2, Presbyterian -- 11/8/13
Assists: 2, East Tennessee State -- 12/7/13
FG made: 1, 4 times
FG attempts: 4, at Florida State -- 3/2/14
3FG made: 1, Miss. Valley State -- 11/26/13 ; Alabama State -- 12/17/12
3FG attempts: 3, at Florida State -- 3/2/14
FT made: 1, Tulane -- 11/9/12 ; Alabama State -- 12/17/12
FT attempts: 2, Tulane -- 11/9/12 ; Alabama State -- 12/17/12
Minutes: 9, Virginia -- 2/8/14 ; Florida State -- 3/2/14

3 • Marcus Georges-Hunt • F • 6-5 • So.

- Tech's second-leading scorer (11.7 ppg) and No. 4 rebounder (4.3 rpg) ... Hit 41.6 percent of his field goals and 34.1 percent of his threes.
- Second on team in assists (2.1 per game) and steals (27) ... Recorded multiple assists in 21 games and had a 1.3-1 assist/turnover ratio.
- Averaged 11.4 points (4th on the team) and hit 37.2 percent of his threes in ACC games.
- Scored in double digits in 10 ACC games, including a career-best 23 points at Wake Forest in which he went 8-for-16 from the floor and 5-for-5 from the FT line.
- Had 18 points and five rebounds, going 8-for-11 from the FT line, in Tech's ACC Tournament win over Boston College ... Averaged 13.5 points and 5.0 rebounds while hitting 8-for-20 shots from the floor in two games.
- Scored Tech's last eight points to spearhead a comeback win over Boston College on 2/13, sinking the game-winning three while being fouled just before the buzzer.
- Made more of an effort to attack the basket and draw fouls in the last 14 games of the season (50-for-73 from the FT line), compiling more than 50 percent of his season totals in those games.
- Scored a team-high 18 (8-12 FG, 2-4 on 3s) with four rebounds and two assists at Duke on 1/7 ... Scored 17 vs. North Carolina (1/29) going 5-11 from the floor and 7-for-10 from the FT line.
- Scored 20 points against Illinois, including seven during a closing 19-4 run for the Jackets to win the game, and had a complete game with three assists, two

PLAYER UPDATES

3s, 4-4 FT and just one turnover.

- Scored in double digits in Tech's first five games and 21 times overall, the same sort of consistency he showed last season in becoming the sixth Tech freshman to lead the Jackets in scoring.
- Led Tech with 17 points (7-14 FG) and grabbed season-high nine rebounds against Presbyterian ... Went 7-for-8 at the line and scored 11 at Georgia ... 6-for-10 FG for 16 points and three assists vs. Dayton.
- Surpassed 700 career points in the ACC Tournament, and finished his sophomore campaign with 720 ... Reached double figures in scoring in 39 of 64 games in his career (18 in ACC games).
- Has one of the lowest turnover rates on the team (1.38 per game in his career) ... Surpassed 100 career assists against Duke (2/18).
- Made the ACC All-Academic team for the second time.

Georges-Hunt Career Highs

Points: 23, at Wake Forest -- 2/1/14
Rebounds: 11, vs Boston College -- 3/14/13
Assists: 6, at Miami -- 03-06-13 ; Notre Dame -- 1/11/14
Steals: 2, 12 times
Blocks: 1, 9 times
FG made: 8, 4 times
FG attempts: 20, vs Boston College -- 3/14/13
3FG made: 4, The Citadel -- 12/22/12
3FG attempts: 6, Georgia -- 12/4/12 ; vs Boston College -- 3/12/14 ; vs Boston College -- 3/14/13
FT made: 8, vs Boston College -- 3/12/14
FT attempts: 11, vs Boston College -- 3/12/14
Minutes: 41 (2ot), at NC State - 1/26/14 ; 37 (regulation), Notre Dame -- 1/14/14

23 • Trae Golden • G • 6-2 • Sr.

- Tech's leading scorer at 13.3 ppg overall and 12.7 ppg in ACC games, and led the team in assists at 3.13 per game ... Also hit 32.4 percent of his 3s overall, 33 percent in ACC games, and a team-best 78.3 percent from the free throw line.
- Averaged 18.5 points in the ACC Tournament, including 14 points with six assists in Tech's win over Boston College, 23 points against Clemson.
- Scored in double digits in six of his last seven games (17 vs. Clemson, 16 at Florida State, 16 at Syracuse, 14 vs. Virginia Tech at the end of the regular season), averaging 14.3 points, 3.3 assists.
- Dished 21 assists with only three turnovers in his last six games, including 11 assists and no turnovers in Tech's two wins to close out the regular season.
- Played his first extended minutes against Clemson (2/22) since injuring a groin muscle on Jan. 29, scoring a game-high 17 points (6-13 FG, 4-9 on 3s) in 33 minutes ... Averaged 34 minutes in the last seven games.
- Had played only 43 total minutes in the Jackets' previous five games, missing Clemson on 2/4 and Boston College on 2/13 due to the groin injury suffered against North Carolina.
- Played 34 or more minutes in seven ACC games before his injury ... Averaged 34.4 minutes and 16.9 points (5th in the ACC) per ACC game before his injury.
- Scored 20 or more points five times in a nine-game stretch (beginning with Charlotte on 12/29) before Wake, averaging 17.7 points and 2.8 assists over that span.
- Established a season high for an ACC game when he scored 24 at Boston College (1/21), nine over the final 2:18 after Tech's 18-point second-half lead dwindled to one ... Hit a layup and a 3-pointer to extend Tech's lead to six, then went 4-for-4 from the free throw line in the final minute.
- Hit a 3-point FG to put Tech ahead to stay in the final moments of the Jackets' 74-69 win against Notre Dame on 1/11 ... Went 8-for-11 from the floor with four assists ... Followed that with 22 (6-16 FG, 4-10 on 3s) against Pitt.
- Scored a game-high 24 points, and 10 of Tech's last 11, including what proved to be the game-winning three-point basket in the Yellow Jackets' 58-55 win at Charlotte on Dec. 29.
- Went to the free throw line a team-high 152 times (63 more than Tech's leader the previous season) ... Went 8-for-8 at Syracuse, hitting six in the final minute to seal the win, and 24-for-28 in his last five games.
- Scored in double digits in 23 games, and surpassed the 1,000-point mark for his career against NC A&T (finished with 1,342).
- Voted a team captain along with Daniel Miller and Kammeon Holsey despite having been on the team only a few months.

Tech Career Highs

Points: 24, at Boston College -- 1/21/14 ; at Charlotte -- 12/29/13
Rebounds: 6, vs Mississippi -- 11/29/13 ; vs Ole Miss -- 11/29/13
Assists: 8, Virginia Tech -- 3/8/14
Steals: 2, at Boston College -- 1/21/14 ; East Tennessee State -- 12/7/13
Blocks: 1, at NC State -- 01/26/14 ; Miami -- 1/18/14
FG made: 8, at NC State -- 01/26/14 ; Notre Dame -- 1/11/14 ; vs Clemson -- 3/14/14
FG attempts: 17, North Carolina -- 1/29/14 ; vs Clemson -- 3/14/14
3FG made: 4, 5 times
3FG attempts: 10, Pittsburgh -- 1/14/14
FT made: 11, North Carolina A&T -- 11/24/13
FT attempts: 12, North Carolina A&T -- 11/24/13
Minutes: 39, Miami -- 1/18/14 ; 39 (overtime), Boston College -- 3/12/14

Tennessee Career Highs

Points: 32, at Texas A&M -- 2/23/13
Rebounds: 8, at Georgetown -- 11/30/12
Assists: 11, Louisiana-Monroe -- 11/16/11
Steals: 3, vs. Memphis -- 11/22/11 ; at College of Charleston -- 12/14/11 ; Connecticut -- 1/21/12
Blocks: 1 vs. three teams
FG made: 11, Chattanooga -- 1/2/12
FG attempts: 20, at Texas A&M -- 2/23/13
3FG made: 5, UNC Greensboro -- 11/11/11
3FG attempts: 9, Mercer -- 3/20/13 ; UNC Greensboro -- 11/11/11 ; Chattanooga -- 1/2/12 ; Mississippi -- 3/9/12
FT made: 13, Wichita State -- 12/13/12
FT attempts: 16, Wichita State -- 12/13/12
Minutes: 42, vs. Memphis -- 11/22/11

41 • Colin Gurry • G • 6-1 • So.

- Second year in the program as a non-scholarship player ... Did not dress for any games in 2012-13, but traveled to road games late in the season ... Made his first collegiate appearance vs. Presbyterian and played in three games.
- Works with the Yellow Jackets' "Iron Five" scout team throughout the season.
- Named to the ACC Academic Honor Roll in 2013.

Gurry Career Highs

Steals: 1, East Tennessee State -- 12/7/13
Minutes: 3, East Tennessee State -- 12/7/13

30 • Corey Heyward • G • 6-0 • r-Fr.

- Point guard who began taking on a larger role in the Notre Dame game on 1/11, first off the bench, then as a starter, providing good defense and some key playmaking.
- Started 14 of Tech's last 15 games, averaging 1.5 points and 2.5 rebounds in 25.6 minutes per game ... Also had 31 assists and 18 turnovers in that span.
- Had a 34/17 assist/turnover ratio in ACC regular-season games (45/26 for the season), and was 5-of-9 on 3s ... Zero turnovers in seven of his 15 ACC starts.
- Scored career-high six points (two 3s, 2-4 FG) and matched his career-best of five assists in Tech's 2/13 win over Boston College ... Had five assists and no turnovers in 32 minutes at Clemson.
- Beginning with Notre Dame on 1/11, averaged 13 over the next three games before joining the starting lineup at BC on 1/21 ... Played 12 important minutes against the Irish with two assists, no turnovers and four rebounds as Trae Golden was in late foul trouble.
- Hit his first three of the season, recorded two assists and played solid defense against ACC scoring leader Olivier Hanlan in Tech's win at Boston College on 1/21.
- Played in all but one game (DNP vs. Dayton) and made one other start against East Tennessee State.
- Began getting more court time after Travis Jorgenson went down with a knee injury Nov. 20, including 21 minutes against East Tennessee State and 10 against Kennesaw State.
- Scored his first collegiate field goal against Mississippi Valley State (11/26).
- Sat out the 2012-13 season after tearing the anterior cruciate ligament in his left knee in late June of 2012, had surgery in July ... Re-injured the knee in the fall and underwent a second surgery on Dec. 13, 2012.

PLAYER UPDATES

Heyward Career Highs

Points: 6, Boston College -- 2/13/14
Rebounds: 5, at Boston College -- 1/21/14 ; at Syracuse -- 3/4/14
Assists: 5, Boston College -- 2/13/14 ; at Clemson -- 2/4/14
Steals: 3, vs Clemson -- 3/14/14
Blocks: 1, 4 times
FG made: 2, Boston College -- 2/13/14
FG attempts: 4, Boston College -- 2/13/14
3FG made: 2, Boston College -- 2/13/14
3FG attempts: 2, Miss. Valley State -- 11/26/13 ; Boston College -- 2/13/14 ; at Notre Dame -- 2/26/14
FT made: 2, Delaware State -- 11/11/13 ; Duke -- 2/18/14
FT attempts: 2, 6 times
Minutes: 33, Boston College -- 2/13/14

24 • Kammeon Holsey • F • 6-8 ½ • r-Sr.

- One of the ACC's top sixth men his final two seasons, with the exception of a 14-game stretch his senior year when he started in place of Robert Carter, Jr., who sustained a knee injury.
- Played through soreness and pain in his own right knee, residue from ACL surgery before his freshman year, over the last few weeks of his senior year.
- Averaged 8.3 points and 5.1 rebounds, hitting 57 percent of his shots from the floor, in the 14 games he started for Carter, Jr., scoring in double digits six times.
- Averaged 7.5 ppg and 5.0 rpg and shot 53 percent from the floor overall ... In ACC games, averaged 7.7 points and 4.5 rebounds while hitting 56 percent of his field goals.
- Had a good ACC Tournament, scoring in double digits in both games while hitting 8-of-14 shots from the floor ... Averaged 11.0 ppg and 5.0 rpg.
- Scored a season-high 15 points on 2/13 against Boston College, hitting 6-of-9 from the floor, with nine rebounds and two assists, in his best overall effort of the season ... Nine points at Syracuse.
- Had three double-figure games in his first 15 as a senior, and eight in his last 18.
- Turned in an excellent game against Notre Dame on 1/11, scoring 13 points (6-9 FG) and grabbing seven rebounds ... Followed with 12 points and five rebounds against Pitt ... Added 13 (6-7 FG) at Boston College on 1/21.
- Had eleven double-digit scoring games for the year ... First three came in consecutive games against Georgia, Dayton and N.C. A&T in November ... Grabbed career-high 12 rebounds at Georgia and notched his second career double-double (10 pts) in the Tech victory.
- Made steady improvement at the free throw line in his career (67.5 pct. as a senior) ... Converted 61.4 percent of his free throws as a junior, 52.7 pct. as a sophomore, 48.4 pct. as a freshman.
- Surpassed 900 points for his career in the ACC Tournament, finishing with 912 ... Finished his career with 542 rebounds.
- Scored in double figures 40 times for his career (15 times his junior year as sixth man), and his only other career double-double came against Maryland as a sophomore (16 pts/10 rebounds).
- Missed only one game in his career (due to illness as a freshman), played in 125 games (tied for 12th all-time at Tech) and started 58.

Holsey Career Highs

Points: 21, Delaware State -- 11/14/11
Rebounds: 12, at Georgia -- 11/15/13
Assists: 4, Wake Forest -- 1/26/13 ; Virginia -- 2/8/14
Steals: 4, Albany -- 11/17/10
Blocks: 2, 5 times
FG made: 9, Delaware State -- 11/14/11
FG attempts: 13, at North Carolina -- 1/23/13
FT made: 7, NC State -- 2/9/12
FT attempts: 9, North Carolina A&T -- 11/24/13
Minutes: 32, Boston College -- 1/8/11

10 • Travis Jorgenson • G • 6-0 • Fr.

- Promising freshman season came to a halt when he injured his knee in the second half against Dayton, the season's fourth game ... Missed the remainder of the season after an MRI on Nov. 21 revealed a torn ACL in his right knee ... Underwent successful surgery Dec. 12, and is expected to have the year of

eligibility restored.

- Averaged 4.3 points and 2.5 assists in 19.5 minutes per game.
- Coaches like his tremendous basketball IQ and the unique ability to create scoring opportunities for himself and others.
- Helped New Hampton School to a 17-12 record in 2012-13, averaging a team-high 13.2 points and 5.0 assists per game while also averaging 4.1 rebounds and shooting 32 percent on three-point field goals.
- Earned all-state honors twice at Rock Bridge HS in Columbia, Mo. ... Helped the school to a three-year record of 71-18 and two top-8 state playoff finishes.

Jorgenson Career Highs

Points: 8, Presbyterian -- 11/8/13
Rebounds: 4, Presbyterian -- 11/8/13
Assists: 5, Presbyterian -- 11/8/13
Steals: 4, Presbyterian -- 11/8/13
FG made: 2, at Georgia -- 11/15/13 ; Presbyterian -- 11/8/13
FG attempts: 6, Presbyterian -- 11/8/13
3FG made: 2, Presbyterian -- 11/8/13
3FG attempts: 3, Presbyterian -- 11/8/13
FT made: 3, at Georgia -- 11/15/13
FT attempts: 4, at Georgia -- 11/15/13
Minutes: 24, Presbyterian -- 11/8/13

5 • Daniel Miller • C • 6-11 ½ • r-Sr.

- Made the All-Atlantic Coast Conference third team by the media, and named to the ACC All-Defensive team by the media and by the coaches.
- Final averages of 10.9 ppg and 7.8 rpg (3rd in the ACC) were career highs, as was his 57.8-pct. shooting clip from the floor ... No. 2 in the ACC with 2.42 blocked shots per game, and his FG percentage far exceeded any of the qualifiers in the ACC rankings.
- Was up to the task in ACC games, even without post partner Robert Carter, Jr., for 10 games, averaging 11.9 ppg, 7.7 rpg (4th in the ACC) and hitting 56.3 pct. from the floor ... Blocked 51 shots (2.83 per game) to lead the ACC).
- Had a big final week of the regular season ... Scored 15 points (7-10 FG), six rebounds, six blocks, four assists and no turnovers in 34 minutes at No. 7 Syracuse ... Followed with 14 points (6-7 FG), nine rebounds, three assists, three steals and no turnovers in 33 minutes vs. Virginia Tech.
- Scored in double digits nine times over Tech's last 12 regular-season games, posting three double-doubles ... Averaged 13.2 points, 8.2 rebounds and 3.0 blocks while hitting 57.4 percent of his field goals over that stretch.
- Reached double figures in scoring in 18 games, and in rebounds in nine games ... Had six double-doubles during the season, four of them vs. ACC teams.
- Scored 16 points (6-10 FG, 4-7 FT) with 14 rebounds at Wake Forest ... Career-high 21 points (8-14 FG, 5-8 FT) with 14 boards at NC State ... 10 points and 13 rebounds against Notre Dame on 1/11 ... Tech won two of those games and lost the other in OT (NC State).
- Had 16 points and 10 boards at Vanderbilt, 14 points and 13 boards at Georgia, in non-conference play.
- Previous career scoring high of 20 points (7-9 FG, 6-6 FT) came in Tech's loss to Dayton on Nov. 20 ... Had nine points in Tech's win over Illinois, including the bucket that put Tech ahead to stay with 24 seconds left, his first-ever game-winning basket.
- Had 11 double-doubles in his career.
- Passed John Salley for second place on Tech's career blocked shots list (finished with 286), and moved into 11th place on the all-time ACC list.
- Had 183 career assists against 186 turnovers for his career and rarely was in foul trouble (4 career DQs).
- Recorded 17 double-digit rebound games and 46 double-digit scoring games in his career.
- Became Tech's 42nd player to score 1,000 points in his career during the ACC Tournament, finishing with 1,007 ... Reached eighth place on Tech's career chart for rebounds with 821.
- Never missed a game in his Tech career, starting all 126, tying Mark Price for second place all-time ... Became only the second Tech player, joining Price, and the 10th in ACC history to start every game of his four-year.

PLAYER UPDATES

Miller Career Highs

Points: 21, at NC State -- 01/26/14
Rebounds: 15, Delaware State -- 11/14/11
Assists: 6, Tulane -- 11/9/12 ; Delaware State -- 11/14/11
Steals: 4, Duke -- 1/7/12
Blocks: 7, Charleston Southern -- 11/12/10
FG made: 9, at Clemson -- 2/4/14
FG attempts: 16, at Florida State -- 3/2/14
3FG attempts: 1, Virginia Tech -- 1/12/13
FT made: 12, Maryland -- 2/27/13
FT attempts: 12, Maryland -- 2/27/13
Minutes: 45 (2ot), Charlotte -- 1/2/11 ; 42 (1 ot, at NC State - 1/26/14 ; 36 (regulation), Duke -- 1/17/13

14 • Jason Morris • G/F • 6-5 ½ • Sr.

- Potentially explosive scorer when at his best, but has been hampered by recurring foot injuries his last two years ... Broke his right foot 1/29 vs. North Carolina and had surgery 2/3, and did not return.
- Played only nine games as a senior ... Had surgery Oct. 14 to repair a stress fracture in his left foot, his third injury to the left foot in the last three years, and missed the first 10 games ... Also missed the Pitt and Miami games with a concussion suffered in a car accident.
- Played for the first time against Kennesaw State (12/16) ... Started four straight games at Charlotte, Maryland, Duke and Notre Dame before suffering a mild concussion in an auto accident on 1/11.
- Averaged 2.5 points and 2.8 rebounds in 12.2 minutes in ACC games.
- Started 30 games in his career, 20 of those as a sophomore ... Missed 10 games with plantar fasciitis in his left foot as a junior.
- Hit 33.7 pct. of his three-point tries for his career, exceeding 40 percent both as a freshman and as a junior.
- Averaged 6.9 points per game in 62 games his first two seasons, 3.2 points per game in 27 games his final two seasons.
- Had 17 double-digit games in his career, including a career-best of 22 against Wake Forest late in his sophomore year.
- Reached 500 points for his career at Charlotte.

Morris Career Highs

Points: 22, Wake Forest -- 3/3/12
Rebounds: 9, vs Rice -- 11/22/12
Assists: 4, at Virginia Tech -- 2/18/12
Steals: 4, at Wake Forest -- 3/3/11
Blocks: 3, Alabama A&M -- 12/19/11 ; at Tulane -- 12/3/11
FG made: 8, Wake Forest -- 3/3/12
FG attempts: 16, Wake Forest -- 3/3/12
3FG made: 5, Wake Forest -- 3/3/12
3FG attempts: 7, at Fordham -- 12/29/11 ; Wake Forest -- 3/3/12
FT made: 7, Northwestern -- 11/29/11
FT attempts: 7, Northwestern -- 11/29/11 ; Mercer -- 12/31/10
Minutes: 33, Delaware State -- 11/14/11 ; Duke -- 1/7/12 ; at Virginia Tech -- 2/18/12

31 • Aaron Peek • G/F • 6-4 • Jr.

- Non-scholarship forward who joined the team after a tryout prior to the beginning of practice in October, 2011.
- Played in 11 games in his career, including three as a junior ... Played a career-high four minutes against Alabama State ... Did not score.

Peek Career Highs

Points: 2, East Tennessee State -- 12/7/13
Rebounds: 2, East Tennessee State -- 12/7/13
Steals: 1, Fordham -- 12/29/12
Blocks: 1, Wake Forest -- 1/26/13 ; Fordham -- 12/29/12
FG made: 1, East Tennessee State -- 12/7/13
FG attempts: 2, East Tennessee State -- 12/7/13
3FG attempts: 1, Presbyterian -- 11/8/13 ; Siena -- 11/23/11
Minutes: 4, Alabama State -- 12/17/12

1 • Stacey Poole, Jr. • G/F • 6-4 ½ • Jr.

- Transfer from Kentucky who enrolled at Georgia Tech for the spring semester

of 2011 and became eligible to play for Tech Dec. 15, 2012.

- Played in 13 ACC games each season at Tech, 41 games total over his two seasons.
- Gave Tech good energy and toughness on defense off the bench, and was effective at times with those assets ... Did not play in the last four games of the season.
- Scored eight points in 12 minutes, including 4-4 from the FT line, to help Tech win at Wake Forest ... Came up big to help keep Tech in the game against No. 22 Pitt, scoring seven points (2-4 FG, 3-3 FT, no turnovers) in 17 minutes ... Scored five points with three rebounds in the ACC opener at Maryland.
- Averaged 3.4 points, hit 43.5 percent from the floor, nine assists and six steals.
- Scored career-high 11 points against East Tennessee State, including 3-for-4 on 3s ... Did not score against Illinois, but took two big charges on defense.
- Came off the bench to spark an 8-0 run to end the first half against Presbyterian, scored six points with two assists ... Scored six points against Delaware State in nine minutes ... Five points in 11 minutes at Georgia.

Tech Career Highs

Points: 11, East Tennessee State -- 12/7/13
Rebounds: 5, The Citadel -- 12/22/12 ; Fordham -- 12/29/12
Assists: 2, Miami -- 1/5/13 ; Presbyterian -- 11/8/13
Steals: 1, 9 times
Blocks: 1, Wake Forest -- 1/26/13 ; East Tennessee State -- 12/7/13
FG made: 3, 4 times
FG attempts: 9, The Citadel -- 12/22/12 ; East Tennessee State -- 12/7/13
3FG made: 3, East Tennessee State -- 12/7/13
3FG attempts: 4, East Tennessee State -- 12/7/13
FT made: 4, at Wake Forest -- 2/1/14
FT attempts: 6, Fordham -- 12/29/12
Minutes: 21, The Citadel -- 12/22/12

Kentucky Career Highs

Points: 3, Notre Dame -- 12/8/10
Rebounds: 2, Winthrop -- 12/22/10 ; Coppin State -- 12/28/10
Assists: 1, Boston University -- 11/30/10
FG made: 1, Notre Dame -- 12/8/10
FG attempts: 3, Indiana -- 12/11/10
3FG made: 1, Notre Dame -- 12/8/10
3FG attempts: 1, four times
FT made: 1, Coppin State -- 12/28/10
FT attempts: 2, Coppin State -- 12/28/10
Minutes: 8, Washington -- 11/23/10

42 • Rand Rowland • G • 6-6 • Fr. (did not play)

- First year in the program as a non-scholarship player, joining the team in the summer of 2013.
- Excellent athlete who works with Tech's big men in practice.
- Versatile athlete who played basketball, golf and tennis and ran cross country at White County High School.
- Played three seasons of basketball for coach Sam Borg, earning second-team all-region honors in 2013.
- Helped carry the golf team to the region 8AAA championship in 2013.

13 • Robert Sampson • F • 6-8 • Sr. (did not play)

- Transfer from East Carolina who started 51 games the last two years ... Will sit out the 2013-14 season and have one year of eligibility to play in 2014-15

PLAYER UPDATES

- Played in 96 games for the Pirates over the last three seasons.
- Started all 33 games in which he played in 2012-13, averaging a career-best 9.1 points and 9.2 rebounds per game ... Posted 16 double-digit scoring games
- Led the team in rebounds, ranking 36th nationally, and blocks per game (1.8) while hitting 49 percent of his shots from the floor.
- Earned all-tournament honors in helping East Carolina win the 2013 Collegians.com Tournament, the Pirates' first-ever post-season championship ... Helped ECU tie a school record for victories with a 23-12 overall record and finish fourth in the Conference USA standings at 9-7.
- Younger of two sons of Naismith Hall of Famer Ralph Sampson who have played college basketball ... Older brother, Ralph III, was a four-year letterwinner at Minnesota.
- Attended Northview High School in suburban Atlanta for his freshman and sophomore years before moving to a school in Nevada and attending the Bullis School in Maryland as a senior.

East Carolina Career Highs

Points: 19, at Marshall -- 2/11/12
Rebounds: 18, Appalachian State -- 11/20/12
Assists: 4, North Carolina Wesleyan -- 1/5/13
Steals: 3, at Central Florida -- 2/18/12; North Carolina Wesleyan -- 1/5/13; Houston -- 1/16/13; Savannah State -- 3/19/13; Rider -- 3/23/13
FG made: 7, at Marshall -- 2/11/12; Appalachian State -- 11/20/12
FG attempts: 14, at Massachusetts -- 12/22/12
3FG made: 3, at SMU -- 2/1/12
3FG attempts: 6, at Georgia State -- 11/26/12
FT made: 4, Gardner-Webb -- 12/18/12
FT attempts: 10, Gardner-Webb -- 12/18/12
Minutes: 42, Southern Mississippi -- 2/16/13

12 • Quinton Stephens • F • 6-8 1/2 • Fr.

- Played in every game but one (DNP vs. Illinois) and averaged 12.8 minutes as a frontcourt reserve ... Coaches asked him to play minutes at both the 3 and 4 positions during the absence of Robert Carter, Jr.
- Averaged 4.2 points and 2.2 rebounds in ACC games, hitting 38.9 percent FG, 34.2 percent on 3s, in 15.5 minutes per game.
- Hit at least one three in 11 of 18 ACC regular-season games ... Hit only two total in the pre-conference season.
- Had a breakout game at NC State, scoring career-high 13 points with four rebounds in a season-high 31 minutes ... Went 5-for-7 from the floor, including one three-pointer ... Was his third double-digit game of the season.
- Scored eight points, six of them in the second half, including two free throws with three seconds left to seal Tech's win over Notre Dame ... Fouled out in 10 minutes against Pitt, but still assisted on four baskets (no turnovers) and made a 3 ... Hit a three and grabbed three boards at Syracuse ... Hit a three and dealt three assists with no turnovers against Virginia Tech.
- Scored 10 points (3-5 FG, two 3s) with six rebounds at Maryland in 19 minutes ... Played 18 minutes at Charlotte (4 pts, 6 reb, 2 assists, 2 steals), most of them at the small forward spot.
- Posted nine points and a season-best seven rebounds against East Tennessee State (4-7 FG, 2 blocks) ... Sparked Tech in the first half at Georgia with seven points and four rebounds ... Played 20 minutes against MVSU, posting his first double-figure scoring game (10 pts, 4-8 FG).

Stephens Career Highs

Points: 13, at NC State -- 01/26/14
Rebounds: 7, East Tennessee State -- 12/7/13
Assists: 4, Pittsburgh -- 1/14/14

Steals: 2, vs Mississippi -- 11/29/13; vs Ole Miss -- 11/29/13
Blocks: 2, at Charlotte -- 12/29/13; East Tennessee State -- 12/7/13
FG made: 5, at NC State -- 01/26/14
FG attempts: 9, Notre Dame -- 1/11/14
3FG made: 2, at Maryland -- 01/04/14; at Notre Dame -- 2/26/14
3FG attempts: 4, 4 times
FT made: 2, 5 times
FT attempts: 2, 7 times
Minutes: 31, at NC State -- 1/26/14

43 • Ron Wamer • G • 6-2 • So.

- Second year in the program as a non-scholarship player, recruited by Coach Gregory off the practice squad that helps prepare Tech's women's team.
- Works with the Yellow Jackets' "Iron Five" scout team as the point guard throughout the season.
- Did not dress for any games as a freshman, but traveled to road games late in the season.
- Played in 10 games as a sophomore, scoring his first field goal against East Tennessee State on 12/7.
- Forced into action for four games while Trae Golden was injured (18 minutes, four points, three rebounds, one turnover), played in five conference games total.

Wamer Career Highs

Points: 2, East Tennessee State -- 12/7/13; at Wake Forest -- 2/1/14; Duke -- 2/18/14
Rebounds: 1, 4 times
Assists: 1, Boston College -- 2/13/14; Duke -- 2/18/14
FG made: 1, East Tennessee State -- 12/7/13; Duke -- 2/18/14
FG attempts: 1, 4 times
3FG attempts: 1, Miss. Valley State -- 11/26/13; Boston College -- 2/13/14
FT made: 2, at Wake Forest -- 2/1/14
FT attempts: 3, at Wake Forest -- 2/1/14
Minutes: 8, at Clemson -- 2/4/14

MISCELLANEOUS

Starting Lineups

Game	F	F	C	G	G
N8 PRESBYTERIAN	Georges-Hunt	Carter, Jr.	Miller	Poole	Golden
N11 DELAWARE STATE	Georges-Hunt	Carter, Jr.	Miller	Poole	Golden
N15 at Georgia	Georges-Hunt	Carter, Jr.	Miller	Poole	Golden
N20 DAYTON	Georges-Hunt	Carter, Jr.	Miller	Poole	Golden
N24 NORTH CAROLINA A&T	Georges-Hunt	Carter, Jr.	Miller	Bolden	Golden
N26 MISSISSIPPI VALLEY ST.	Georges-Hunt	Carter, Jr.	Miller	Bolden	Golden
N29 Mississippi	Georges-Hunt	Carter, Jr.	Miller	Bolden	Golden
N30 St. John's	Georges-Hunt	Carter, Jr.	Miller	Bolden	Golden
D3 ILLINOIS	Georges-Hunt	Carter, Jr.	Miller	Bolden	Golden
D7 EAST TENNESSEE STATE	Georges-Hunt	Carter, Jr.	Miller	Poole	Heyward
D16 KENNESAW STATE	Georges-Hunt	Carter, Jr.	Miller	Bolden	Golden
D21 at Vanderbilt	Georges-Hunt	Carter, Jr.	Miller	Bolden	Golden
D29 at Charlotte	Georges-Hunt	Carter, Jr.	Miller	Morris	Golden
J4 at Maryland	Georges-Hunt	Holsey	Miller	Morris	Golden
J7 at Duke	Georges-Hunt	Holsey	Miller	Morris	Golden
J11 NOTRE DAME	Georges-Hunt	Holsey	Miller	Morris	Golden
J14 PITTSBURGH	Georges-Hunt	Holsey	Miller	Bolden	Golden
J18 MIAMI	Georges-Hunt	Holsey	Miller	Bolden	Golden
J21 at Boston College	Georges-Hunt	Holsey	Miller	Heyward	Golden
J26 at NC State	Georges-Hunt	Holsey	Miller	Heyward	Golden
J29 NORTH CAROLINA	Georges-Hunt	Holsey	Miller	Heyward	Golden
F1 at Wake Forest	Georges-Hunt	Holsey	Miller	Heyward	Golden
F4 at Clemson	Georges-Hunt	Holsey	Miller	Heyward	Bolden
F8 VIRGINIA	Georges-Hunt	Holsey	Miller	Heyward	Bolden
F12 BOSTON COLLEGE	Georges-Hunt	Holsey	Miller	Heyward	Bolden
F18 DUKE	Georges-Hunt	Holsey	Miller	Heyward	Bolden
F22 CLEMSON	Georges-Hunt	Holsey	Miller	Bolden	Golden
F26 at Notre Dame	Georges-Hunt	Carter, Jr.	Miller	Heyward	Golden
M2 at Florida State	Georges-Hunt	Carter, Jr.	Miller	Heyward	Golden
M4 at Syracuse	Georges-Hunt	Carter, Jr.	Miller	Heyward	Golden
M8 VIRGINIA TECH	Georges-Hunt	Holsey	Miller	Heyward	Golden
M12 vs Boston College	Georges-Hunt	Carter, Jr.	Miller	Heyward	Golden
M13 vs Clemson	Georges-Hunt	Carter, Jr.	Miller	Heyward	Golden

Specialty Stats (GT/Opp)

Game	Paint	Off TO	2ndCh	FBreak	Bench
N8 PRESBYTERIAN	50/26	14/4	14/7	22/4	26/4
N11 DELAWARE STATE	36/18	10/10	5/11	14/5	19/17
N15 at Georgia	40/28	13/12	16/13	8/2	29/13
N20 DAYTON	42/36	6/33	17/6	12/17	16/34
N24 NORTH CAROLINA A&T	30/18	20/7	14/12	15/7	20/44
N26 MISSISSIPPI VALLEY ST.	44/14	13/11	9/13	22/5	30/15
N29 Mississippi	26/26	14/12	14/14	10/5	31/38
N30 St. John's	24/26	10/20	11/5	2/8	20/21
D3 ILLINOIS	26/28	16/20	13/7	12/14	12/9
D7 EAST TENNESSEE STATE	42/28	15/7	13/13	20/13	49/29
D16 KENNESAW STATE	40/34	14/10	19/11	12/12	15/30
D21 at Vanderbilt	38/36	6/15	15/12	6/8	24/21
D29 at Charlotte	20/22	7/13	14/7	7/14	4/13
J4 at Maryland	32/34	4/12	11/2	6/13	22/33
J7 at Duke	30/26	11/12	2/10	2/6	10/10
J11 NOTRE DAME	28/36	5/17	10/8	17/17	22/16
J14 PITTSBURGH	34/46	17/16	11/21	6/10	12/11
J18 MIAMI	12/28	5/9	6/7	5/6	3/8
J21 at Boston College	14/26	6/13	4/2	2/6	15/11
J26 at NC State	26/40	8/13	18/12	9/14	19/30
J29 NORTH CAROLINA	29/26	4/10	7/8	9/4	8/14
F1 at Wake Forest	28/32	24/27	8/6	8/17	27/15
F4 at Clemson	16/18	10/6	8/5	0/5	2/16
F8 VIRGINIA	18/28	10/15	9/11	4/11	8/27
F12 BOSTON COLLEGE	36/32	4/19	13/7	4/6	12/17
F18 DUKE	26/26	5/16	10/10	2/16	21/15
F22 CLEMSON	20/34	14/18	14/8	2/14	7/10
F26 at Notre Dame	16/42	7/11	5/9	2/2	12/21
M2 at Florida State	34/24	14/11	20/13	6/2	14/24
M4 at Syracuse	38/36	7/13	5/11	10/6	17/4
M8 VIRGINIA TECH	26/28	10/8	10/17	11/6	22/13
M12 vs Boston College	30/26	13/11	13/6	6/10	16/8
M13 vs Clemson	30/24	9/16	18/18	4/4	12/14

MISCELLANEOUS GAME-BY-GAME

Opponent	Tip	Large Lead	Large Deficit	Ties	Lead Changes	Best Run	Opp. Run	1st GT Sub	Time	On the Floor at the End
PRESBYTERIAN	GT	31	n/a	2	0	17-0	5-0	Holsey, Jorgenson	14:09	Doyle, Gurry, Peek, Poole, Jr., Wamer
DELAWARE STATE	DSU	19	n/a	0	0	9-0	7-0	Holsey	17:08	Georges-Hunt, Golden, Miller, Poole, Poole, Jr.
at Georgia	GA	15	3	3	9	12-0	6-0	Holsey	17:54	Carter Jr., Georges-Hunt, Golden, Jorgenson, Miller
DAYTON	GT	9	14	0	1	7-0	13-0	Holsey	16:43	Bolden, Georges-Hunt, Golden, Poole, Miller
NORTH CAROLINA A&T	GT	9	11	4	4	8-0	12-0	Heyward	17:21	Carter Jr., Georges-Hunt, Golden, Holsey, Poole Jr.
MISSISSIPPI VALLEY ST.	GT	35	n/a	1	0	14-0	7-0	Holsey	17:57	Doyle, Gurry, Peek, Stephens, Wamer
vs. Mississippi	GT	3	21	4	2	4-0	7-0	Heyward, Holsey	15:39	Carter Jr., Heyward, Poole, Poole Jr., Stephens
vs. St. John's	GT	15	13	1	1	14-0	17-0	Poole	18:15	Carter Jr., Doyle, Heyward, Poole Jr., Stephens
ILLINOIS	ILL	5	12	5	3	12-0	9-0	Holsey	16:56	Carter Jr., Georges-Hunt, Golden, Miller, Poole
EAST TENNESSEE STATE	GT	43	n/a	0	0	11-0	10-0	Holsey	17:02	Doyle, Gurry, Peek, Poole Jr., Wamer
KENNESAW STATE	GT	18	3	3	8	15-0	5-0	Holsey, Poole	15:07	Bolden, Georges-Hunt, Golden, Holsey, Miller
at Vanderbilt	GT	14	17	4	5	12-0	12-0	Holsey	15:01	Heyward, Morris, Poole, Poole Jr., Stephens
at Charlotte	CHA	9	2	3	7	5-0	5-0	Holsey, Stephens	15:45	Carter Jr., Georges-Hunt, Golden, Miller, Morris
at Maryland	GT	n/a	20	1	0	6-0	10-0	Bolden, Stephens	16:43	Georges-Hunt, Heyward, Miller, Poole, Poole Jr.,
at Duke	GT	2	24	7	2	6-0	13-0	Stephens	17:09	Bolden, Georges-Hunt, Golden, Miller, Stephens
NOTRE DAME	GT	15	2	4	4	8-0	13-0	Stephens	17:16	Bolden, Georges-Hunt, Golden, Miller, Stephens
PITTSBURGH	GT	5	14	8	12	6-0	9-0	Stephens	16:03	Bolden, Doyle, Heyward, Holsey, Miller
MIAMI	GT	3	18	2	1	7-0	15-0	Heyward, Stephens	13:43	Bolden, Georges-Hunt, Golden, Miller, Stephens
at Boston College	GT	19	n/a	1	0	11-0	10-0	Bolden, Stephens	16:06	Georges-Hunt, Golden, Heyward, Miller, Morris
at NC State	GT	11	6	6	12	8-0	8-0	Stephens	16:56	Bolden, Georges-Hunt, Golden, Miller, Stephens
NORTH CAROLINA	NC	1	13	3	2	5-0	7-0	Bolden, Morris, Stephens	15:12	Doyle, Georges-Hunt, Golden, Holsey, Miller
at Wake Forest	WF	13	3	2	4	11-0	5-0	Stephens	16:46	Golden, Heyward, Holsey, Miller, Poole
at Clemson	GT	5	5	7	5	6-0	9-0	Stephens	15:43	Bolden, Georges-Hunt, Heyward, Holsey, Miller
VIRGINIA	GT	4	19	6	13	5-0	13-0	Carter Jr., Golden	15:35	Bolden, Doyle, Heyward, Poole Jr., Stephens
BOSTON COLLEGE	BC	3	6	11	10	6-0	8-0	Carter Jr., Stephens	15:01	Bolden, Carter Jr., Georges-Hunt, Heyward, Miller
DUKE	GT	n/a	21	1	0	7-0	9-0	Golden	18:50	Carter Jr., Miller, Poole Jr., Stephens, Wamer
CLEMSON	CL	9	11	9	6	8-0	7-0	Carter Jr.	17:25	Bolden, Carter Jr., Georges-Hunt, Golden, Stephens
at Notre Dame	GT	11	9	5	5	7-0	7-0	Holsey, Stephens	14:57	Bolden, Carter Jr., Georges-Hunt, Golden, Miller
at Florida State	GT	5	16	3	1	7-0	11-0	Holsey	18:05	Carter Jr., Doyle, Golden, Miller, Stephens
at Syracuse	GT	13	3	4	4	5-0	7-0	Stephens	16:34	Bolden, Carter Jr., Georges-Hunt, Golden, Miller
VIRGINIA TECH	VT	19	2	2	6	9-0	7-0	Bolden, Carter Jr.	15:02	Bolden, Carter Jr., Georges-Hunt, Heyward, Stephens
vs. Boston College	BC	13	6	6	5	7-0	12-0	Bolden	16:02	Bolden, Georges-Hunt, Golden, Holsey, Miller
vs. Clemson	GT	9	7	11	9	7-0	9-0	Holsey	16:45	Bolden, Carter Jr., Golden, Miller, Stephens

2013-14 ROSTER

NUMERICAL

No.	Name	Pos.	Ht.	Wt.	Cl.	Hometown (High School/College)
1	Stacey Poole, Jr.*	G/F	6-4 ½	199	Jr.	Jacksonville, Fla. (Providence HS/Kentucky)
3	Marcus Georges-Hunt*	F	6-5	219	So.	College Park, Ga. (North Clayton HS)
4	Robert Carter, Jr.*	F	6-8	247	So.	Thomasville, Ga. (Shiloh HS)
5	Daniel Miller***	C	6-11 ½	275	r-Sr.	Loganville, Ga. (Loganville Christian Academy)
10	Travis Jorgenson	G	6-0	177	Fr.	Columbia, Mo. (Rock Bridge HS/New Hampton School)
11	Chris Bolden*	G	6-3	216	So.	Tifton, Ga. (North Gwinnett HS)
12	Quinton Stephens	F	6-8 ½	184	Fr.	Atlanta, Ga. (Marist School)
13	Robert Sampson	F	6-8	215	Sr.#	Atlanta, Ga. (Bullis [Md.] School/East Carolina)
14	Jason Morris***	G/F	6-5 ½	231	Sr.	Augusta, Ga. (The Hotchkiss School, Lakeville, Conn.)
23	Trae Golden	G	6-2	205	Sr.#	Powder Springs, Ga. (McEachern/Tennessee)
24	Kammeon Holsey***	F	6-8 ½	234	r-Sr.	Sparta, Ga. (Hancock Central HS)
30	Corey Heyward	G	6-1	221	r-Fr.	Duluth, Ga. (Peachtree Ridge HS/Hargrave Military Academy)
31	Aaron Peek**	G/F	6-4	188	Jr.	Atlanta, Ga. (Benjamin E. Mays HS)
32	Brooks Doyle*	G	6-4	199	So.	Atlanta, Ga. (Marist School)
41	Colin Gurry	G	6-1	183	So.	Canton, Conn. (Canton HS)
42	Rand Rowland	F	6-6	208	Fr.	Cleveland, Ga. (White County HS)
43	Ron Wamer	G	6-2	190	So.	Dacula, Ga. (Mill Creek HS)

ALPHABETICAL

No.	Name	Pos.	Ht.	Wt.	Cl.	Hometown (High School/College)
11	Chris Bolden*	G	6-3	216	So.	Tifton, Ga. (North Gwinnett HS)
4	Robert Carter, Jr.*	F	6-8	247	So.	Thomasville, Ga. (Shiloh HS)
32	Brooks Doyle*	G	6-4	199	So.	Atlanta, Ga. (Marist School)
3	Marcus Georges-Hunt*	F	6-5	219	So.	College Park, Ga. (North Clayton HS)
23	Trae Golden	G	6-2	205	Sr.#	Powder Springs, Ga. (McEachern/Tennessee)
41	Colin Gurry	G	6-1	183	So.	Canton, Conn. (Canton HS)
30	Corey Heyward	G	6-1	221	r-Fr.	Duluth, Ga. (Peachtree Ridge HS/Hargrave Military Academy)
24	Kammeon Holsey***	F	6-8 ½	234	r-Sr.	Sparta, Ga. (Hancock Central HS)
10	Travis Jorgenson	G	6-0	177	Fr.	Columbia, Mo. (Rock Bridge HS/New Hampton School)
5	Daniel Miller***	C	6-11 ½	275	r-Sr.	Loganville, Ga. (Loganville Christian Academy)
14	Jason Morris***	G/F	6-5 ½	231	Sr.	Augusta, Ga. (The Hotchkiss School, Lakeville, Conn.)
31	Aaron Peek**	G/F	6-4	188	Jr.	Atlanta, Ga. (Benjamin E. Mays HS)
2	Solomon Poole*	G	6-0	190	So.	Jacksonville, Fla. (North Florida Educational Institute)
1	Stacey Poole, Jr.*	G/F	6-4 ½	199	Jr.	Jacksonville, Fla. (Providence HS/Kentucky)
42	Rand Rowland	F	6-6	208	Fr.	Cleveland, Ga. (White County HS)
13	Robert Sampson	F	6-8	215	Sr.#	Atlanta, Ga. (Bullis [Md.] School/East Carolina)
12	Quinton Stephens	F	6-8 ½	184	Fr.	Atlanta, Ga. (Marist School)
43	Ron Wamer	G	6-2	190	So.	Dacula, Ga. (Mill Creek HS)

*denotes varsity letters earned; #must sit out 2013-14 season as a transfer

Head Coach: Brian Gregory (Oakland, 1990), 3rd year

Assistant Coaches: Chad Dollar (Milligan, 1996), 3rd year; Josh Postorino (Dayton, 1999), 3rd year; Billy Schmidt (Wake Forest, 1992), 3rd year

Director of Player Development: Bruce Evans (Furman, 1992), 2nd year

Director of Basketball Operations: Chris Jacobs (Coe College, 1999), 10th year

Strength and Conditioning Coach: Mike Bewley (Eastern Kentucky, 1998), 3rd year

Athletic Trainer: Richard Stewart (Salisbury, 2005), 7th year

Video Coordinator: Trent Angelucci (South Carolina, 2009), 3rd year

Pronunciations

Kammeon Holsey	KAMM-ee-on
McCamish Pavilion	Mc-CAME-ish

BY CLASS

Freshmen:

Corey Heyward (R), Travis Jorgenson, Rand Rowland, Quinton Stephens

Sophomores:

Chris Bolden, Robert Carter, Jr., Brooks Doyle, Marcus Georges-Hunt, Colin Gurry, Ron Wamer

Juniors: Aaron Peek, Stacey Poole, Jr.

Seniors:

Trae Golden, Kammeon Holsey (R), Daniel Miller (R), Jason Morris, Robert Sampson

BY STATE

Connecticut: Colin Gurry

Florida: Stacey Poole, Jr.

Georgia:

Chris Bolden, Robert Carter, Jr., Brooks Doyle, Trae Golden, Corey Heyward, Kammeon Holsey, Marcus Georges-Hunt, Daniel Miller, Jason Morris, Aaron Peek, Rand Rowland, Robert Sampson, Quinton Stephens, Ron Wamer

Missouri: Travis Jorgenson

BY BIRTHDAY

January 9, 1993	Ron Wamer
March 1, 1995	Quinton Stephens
March 21, 1993	Chris Bolden
March 28, 1994	Marcus Georges-Hunt
April 4, 1994	Robert Carter, Jr.
April 5, 1993	Aaron Peek
April 16, 1994	Colin Gurry
April 26, 1995	Travis Jorgenson
June 23, 1992	Robert Sampson
July 1, 1991	Daniel Miller
August 8, 1995	Rand Rowland
August 26, 1991	Jason Morris
August 29, 1993	Corey Heyward
September 4, 1990	Kammeon Holsey
October 5, 1991	Trae Golden
October 24, 1991	Stacey Poole, Jr.
November 30, 1993	Brooks Doyle

BY MAJOR

Aerospace Engineering: Colin Gurry

Business Administration:

Chris Bolden, Robert Carter, Jr., Brooks Doyle, Corey Heyward, Marcus Georges-Hunt, Rand Rowland, Robert Sampson

Environmental Engineering:

Quinton Stephens

Industrial Engineering: Ron Wamer

Management:

Daniel Miller, Jason Morris

Public Policy: Aaron Peek


Science, Technology and Culture:

Trae Golden, Kammeon Holsey, Travis Jorgenson, Stacey Poole, Jr.


BY HEIGHT

6-0	Travis Jorgenson
6-1	Colin, Gurry, Corey Heyward
6-2	Trae Golden, Ron Wamer
6-3	Chris Bolden
6-4	Brooks Doyle, Aaron Peek, Stacey Poole, Jr.
6-5	Marcus Georges-Hunt, Jason Morris
6-6	Rand Rowland
6-8	Robert Carter, Jr., Kammeon Holsey, Robert Sampson, Quinton Stephens
6-11	Daniel Miller

RADIO-TV ROSTER




Chris Bolden 11
G • 6-3 • So.




Robert Carter, Jr. 4
F • 6-8 • So.




Brooks Doyle 32
G • 6-4 • So.




Marcus Georges-Hunt 3
F • 6-5 • So.



Trae Golden 23
G • 6-2 • Sr.




Colin Gurry 41
G • 6-1 • So.




Corey Heyward 30
G • 6-1 • r-Fr.




Kammeon Holsey 24
F • 6-8 1/2 • r-Sr.




Travis Jorgenson 10
G • 6-0 • Fr.



Daniel Miller 5
C • 6-11 1/2 • r-Sr.




Jason Morris 14
G/F • 6-5 1/2 • Sr.




Aaron Peek 31
F • 6-4 • Jr.




Stacey Poole, Jr. 1
G • 6-4 • Jr.




Rand Rowland 42
F • 6-6 • Fr.



Robert Sampson 13
F • 6-8 • Sr.



Quinton Stephens 12
F • 6-8 1/2 • Fr.



Ron Wamer 43
G • 6-2 • So.



Brian Gregory
Head Coach



Chad Dollar
Assistant Coach



Josh Postorino
Assistant Coach



Billy Schmidt
Assistant Coach



Bruce Evans
Director of Player Development



Chris Jacobs
Director of Operations