

# GEORGIA TECH BASKETBALL 2012-13

## Tech Makes Progress in Year 2 Under Brian Gregory

Georgia Tech, despite consecutive losses to end the season, made considerable progress under head coach Brian Gregory in his second year at the helm, improving its overall record by five games, winning two more games in the Atlantic Coast Conference and improving its finish and tournament seed by two positions.

Out of its 15 losses, only three came to teams that finished the season below the Yellow Jackets in the RPI, and five were by five points or fewer. Tech also improved statistically on both ends of the court,

Along the way were several big wins, including a 65-56 win over Saint Mary's during the non-conference season, a win over state-rival Georgia for the second straight year, the first time that had happened since the early 1990s, and three road wins in the ACC, including a 71-69 victory over the regular-season and tournament champion Miami Hurricanes. Tech also scored home victories over two NIT teams, Maryland and Virginia.

## Final Buzzer

- For the 2013-14 season, Tech will welcome back four of the five players who started the final 16 games of the season - Chris Bolden, Robert Carter, Jr., Marcus Georges-Hunt and Daniel Miller. Carter, Jr., and Miller started all 31 games, while Georges-Hunt started all but one game. Tech's top returning bench players, Kammeon Holsey and Brandon Reed, have 86 career starts at Tech between them.

- Tech's returning players for 2013-14 combined for 84.6 percent of the Yellow Jackets' scoring in 2012-13, 88.3 percent of the rebounds and 80.1 percent of the minutes.

- Georgia Tech's No. 9 seed for the ACC Tournament was its highest since the 2009-10 season, when the Yellow Jackets finished 7th (7-9 record) and advanced to the finals (also in Greensboro).

- Boston College was the last member of the ACC that Tech had not faced in ACC Tournament competition. The Jackets scratched Miami off the have-not-played list in 2012 at Philips Arena.

- For the third time, Tech's first-round game was a rematch of its final ACC regular-season contest. The last time was 1986, when the Yellow Jackets finished the regular-season against Clemson and then played the Tigers again in Greensboro on the way to a runner-up finish. It also happened in 1982, when Tech completed its regular season schedule at North Carolina and then met the Tar Heels in the first round of the tournament in Greensboro. One caveat to that one, however, was that the Jackets played a non-conference game - against Georgia State - in between.

- Georgia Tech shot 50 percent or better from the floor three times in its last five games.

- Tech shot 34.1 percent from three-point range over its last 14 games.

- After getting outrebounded in its first three ACC games by an average of 9.3, Tech outrebounded 11

## Final

### GEORGIA TECH YELLOW JACKETS (16-15, 6-12 ACC) vs.

#### Georgia Tech Record Breakdown:

11-6 home, 3-7 road, 2-2 neutral

#### 2012-13 RPI rank (strength of schedule):

CBS - #149 (112)

Sagarin - #97 (96)

Realtime - #135 (116)

Kenpom - #94 (103)

WarrenNolan - #153 (121)

#### Georgia Tech Coach Brian Gregory (Oakland, 1990):

- 27-35 in two seasons at Tech

- 199-129 in 10 seasons overall

#### Georgia Tech Roster Breakdown:

Starters returning/lost: 4/1

Letterwinners returning/lost: 10/4

#### Letterwinners returning (\*denotes 2012-13 starter):

\*Chris Bolden, G, 7.3 ppg

\*Robert Carter, Jr., F, 9.9 ppg

Brooks Doyle, G, 0.7 ppg

\*Marcus Georges-Hunt, F, 10.8 ppg

Kammeon Holsey, F, 8.8 ppg

\*Daniel Miller, C, 8.8 ppg

Jason Morris, G/F, 3.7 ppg

Aaron Peek, F, 0.0 ppg

Solomon Poole, G, 1.8 ppg

Stacey Poole, Jr., G, 1.5 ppg

#### Letterwinners lost (\*denotes 2012-13 starter):

Pierre Jordan, G, 0.3 ppg (*graduating*)

Brandon Reed, G, 5.2 ppg (*graduated/transferring*)

Julian Royal, F, 1.7 ppg (*transferring*)

\*Mfon Udofia, G, 8.3 ppg (*graduating*)

#### Roster additions for 2013-14:

Corey Heyward, G, 6-1, Duluth, Ga. (*red-shirted in 2012-13*)

Travis Jorgenson, G, 6-0, Columbia, Mo.

Quinton Stephens, F, 6-8, Atlanta, Ga.

## MEDIA INFORMATION

Official GT website [Ramblinwreck.com](http://Ramblinwreck.com)

Twitter updates @GTMBK

Facebook [Facebook.com/gtmensbasketball](http://Facebook.com/gtmensbasketball)

YouTube [Youtube.com/ramblinwrecktube](http://Youtube.com/ramblinwrecktube)

Tickets online [Ramblinwreck.com/tickets](http://Ramblinwreck.com/tickets)

Tickets by phone 888-TECH-TIX

Sports Information Office 404-894-5445

Primary SID contact Mike Stamus

E-mail [mstamus@athletics.gatech.edu](mailto:mstamus@athletics.gatech.edu)

Stamus' cell 404-218-9723

Secondary contact Dean Buchan

E-mail [dbuchan@athletics.gatech.edu](mailto:dbuchan@athletics.gatech.edu)

Buchan's cell 404-295-8703

## ROSTER-AT-A-GLANCE (# AND SHADING INDICATES END-OF-SEASON STARTERS)

<b>0</b>	<b>Mfon Udofia#</b> ..... G..... <b>6-2</b> ..... <b>195</b> ..... Sr. .... <b>Stone Mountain, Ga.</b> ..... <b>8.3</b> ..... <b>2.7</b> > Career-best assist/turnover ratio (91/53); finished career with 977 pts, 18th place in ast
<b>1</b>	<b>Julian Royal</b> ..... F ..... <b>6-8</b> ..... <b>243</b> ..... So..... <b>Alpharetta, Ga.</b> ..... <b>1.7</b> ..... <b>1.3</b> > 2nd frontcourt sub, limited minutes in ACC play; Scored 20 pts, avg. 6.7 minutes in last 7 games
<b>2</b>	<b>Pierre Jordan</b> ..... G..... <b>6-0</b> ..... <b>165</b> ..... Gr. .... <b>Dunwoody, Ga.</b> ..... <b>0.3</b> ..... <b>1.0</b> > Graduate transfer from FSU was Tech's third PG, just 32 turnovers in 490 career minutes at Tech
<b>3</b>	<b>Marcus Georges-Hunt#</b> ..... G/F ..... <b>6-5</b> ..... <b>218</b> ..... Fr. .... <b>College Park, Ga.</b> ..... <b>10.8</b> ..... <b>4.9</b> > Tech's leading scorer, 4th among ACC freshmen; only ACC freshmen to lead his team in scoring, 6th in Tech history to do so
<b>4</b>	<b>Robert Carter, Jr.#</b> ..... F ..... <b>6-8</b> ..... <b>245</b> ..... Fr. .... <b>Thomasville, Ga.</b> ..... <b>9.9</b> ..... <b>6.7</b> > Started every game, Tech's leading rebounder (12th in the ACC); 9.9 ppg, 6.5 rpg vs. ACC
<b>5</b>	<b>Daniel Miller#</b> ..... C ..... <b>6-11 ½</b> ... <b>257</b> ..... r-Jr. .... <b>Loganville, Ga.</b> ..... <b>8.4</b> ..... <b>6.6</b> > Started every game of his Tech career (93 games); Led ACC in blocked shots (2.1 pg), 9.5 ppg, 7.3 rpg, 54.3% FG vs. ACC
<b>11</b>	<b>Chris Bolden#</b> ..... G..... <b>6-3</b> ..... <b>209</b> ..... Fr. .... <b>Suwanee, Ga.</b> ..... <b>7.3</b> ..... <b>2.1</b> > Started 15 of last 16 games (except Senior Night), averaged 9.5 ppg and shooting 36.5 pct. on threes in ACC games
<b>12</b>	<b>Stacey Poole, Jr.</b> ..... G/F ..... <b>6-4 ½</b> ..... <b>186</b> ..... So..... <b>Jacksonville, Fla.</b> ..... <b>1.5</b> ..... <b>1.6</b> > Gave Tech defensive spark off the bench (7.4 mpg); Transfer from Kentucky made Tech debut vs. The Citadel
<b>14</b>	<b>Jason Morris</b> ..... G/F ..... <b>6-5 ½</b> ..... <b>224</b> ..... Jr. .... <b>Augusta, Ga.</b> ..... <b>3.7</b> ..... <b>2.2</b> > Missed 10 games with left foot injury; played 41 minutes in 7 games back; scored total of 10 points
<b>23</b>	<b>Brandon Reed</b> ..... G..... <b>6-3 ½</b> ..... <b>182</b> ..... r-Jr. .... <b>Powder Springs, Ga.</b> ..... <b>5.2</b> ..... <b>2.6</b> > Started 43 games in his Tech career; shot 42.1 pct. from 3-point range in ACC games, 38.6 pct. overall, both career highs
<b>24</b>	<b>Kammeon Holsey</b> ..... F ..... <b>6-8 ½</b> ..... <b>231</b> ..... r-Jr. .... <b>Sparta, Ga.</b> ..... <b>8.8</b> ..... <b>4.7</b> > Productive 6th man for Tech, 3rd leading scorer and rebounder despite averaging under 20 mpg
<b>30</b>	<b>Corey Heyward</b> ..... G..... <b>6-1</b> ..... <b>214</b> ..... Fr. .... <b>Duluth, Ga.</b> ..... <b>-</b> ..... <b>-</b> > 1st team all-state as a HS Sr., attended Hargrave Military Academy last year; out for year with knee injury
<b>31</b>	<b>Aaron Peek</b> ..... G..... <b>6-4</b> ..... <b>188</b> ..... So..... <b>Atlanta, Ga.</b> ..... <b>0.0</b> ..... <b>0.4</b> > Walk-on who joined team prior to pre-season practice in 2011-12, has played in 5 games this year
<b>32</b>	<b>Brooks Doyle</b> ..... G..... <b>6-4</b> ..... <b>185</b> ..... Fr. .... <b>Atlanta, Ga.</b> ..... <b>0.7</b> ..... <b>0.3</b> > Non-scholarship freshman from the Marist School, scored 1st career 3 vs. Alabama State, played in 7 games
<b>45</b>	<b>Solomon Poole</b> ..... G..... <b>6-0</b> ..... <b>180</b> ..... Fr. .... <b>Jacksonville, Fla.</b> ..... <b>1.8</b> ..... <b>0.7</b> > Nation's #37 prep prospect became eligible Dec. 15; moved into backup PG role, averaged 9.5 minutes in ACC games

# TECH NOTEBOOK

## GEORGIA TECH SCHEDULE

N9	TULANE	W, 79-61
N14	PRESBYTERIAN	W, 52-38
N22	vs. Rice*	W, 54-36
N23	vs. California*	L, 57-68
N25	vs. Saint Mary's (rv/rv)*	W, 65-56
N28	at Illinois (22/22)	L, 62-75
D4	GEORGIA	W, 62-54
D8	UNC-WILMINGTON	W, 73-66
D17	ALABAMA STATE	W, 75-41
D22	THE CITADEL	W, 73-41
D29	FORDHAM	W, 73-48
J2	CHATTANOOGA	W, 74-58
J5	MIAMI	L, 49-62
J9	at NC State (20/21)	L, 70-83
J12	VIRGINIA TECH	L, 65-70 (ot)
J17	at Duke (3/3)	L, 57-73
J23	at North Carolina (rv)	L, 63-79
J26	WAKE FOREST	W, 82-62
J29	at Clemson	L, 60-63
F3	VIRGINIA	W, 66-60
F5	FLORIDA STATE	L, 54-56
F9	at Virginia Tech	W, 64-54
F14	CLEMSON	L, 53-56
F16	at Wake Forest	W, 57-56
F19	NORTH CAROLINA	L, 58-70
F24	at Virginia	L, 54-82
F27	MARYLAND	W, 78-68
M3	NC STATE	L, 57-70
M6	at Miami (6/7)	W, 71-69
M9	at Boston College	L, 72-74
M14	vs. Boston College#	L, 64-84

\*DirecTV Classic, Anaheim, Calif. (3rd place)  
#ACC Tournament, Greensboro, N.C.

## TECH TEAM STATISTICS

2012-13	Stat	ACC	*NCAA
Scoring offense	64.3	10th	254th
Scoring defense	62.4	4th	63rd
Scoring margin	+1.9	7th	140th
Field goal pct.	.419	12th	244th
Field goal pct. def.	.401	4th	50th
3-pt FG pct.	.318	10th	246th
3-pt FG made	5.6	9th	234th
3-pt FG pct. def.	.323	5th	96th
3-pt FG allowed	5.9	4th	n/a
Free throw pct.	.635	12th	320th
FT made per game	10.3	12th	n/a
Rebounds per game	37.3	3rd	n/a
O-Reb per game	11.8	3rd	n/a
Rebound margin	+2.8	4th	96th
Assists per game	12.7	6th	168th
Turnover margin	-0.3	8th	201st
Assist/TO ratio	1.0	8th	155th
Turnovers per game	12.9	9th	140th
Blocks per game	4.2	7th	87th
Steals per game	5.9	8th	252nd
Fewest fouls per game	16.7	n/a	92nd

\*out of 345 teams ranked, as of 3/17  
#not enough 3PM to qualify; n/a = no ranking available

of the last 17 teams it played (one tie). In the last two weeks, Tech outrebounded the No. 1 (Maryland), No. 2 (NC State) and No. 3 (Miami) teams in the ACC in rebound margin against league foes by an average of 4.0.

• Tech coach Brian Gregory's next victory will be the 200th of his 10-year head coaching career. Gregory won 172 games in eight seasons as the head coach at Dayton and has a 199-129 career record.

### More on Tech's ACC Tournament History

Georgia Tech has played in 34 ACC Tournaments, and has a 24-31 all-time record in the event. The Yellow Jackets have won three championships, in 1985 (Atlanta), 1990 (Charlotte) and 1993 (Charlotte).

Tech has been a runner-up four times (1986, 1996, 2005, 2010). The 1986, 1996 and 2010 runs to the finals occurred in Greensboro.

Tech is 6-4 in ACC Tournament games played in Atlanta, going 4-2 in three tournaments at the Omni, including the 1985 title, and 2-2 in two tournaments at the Georgia Dome.

Tech was 0-2 in the ACC Tournament under coach Dwane Morrison, 15-16 under Bobby Cremins (including all three titles) and 9-11 under Paul Hewitt (runner-up in 2005 and 2010).

The Jackets are 3-5 when opening the tournament on Thursday.

### Tech's Accomplishments This Season

• With its March 6 win at No. 6 Miami, Tech beat a top-25 team for the first time since March 12, 2010, a 69-64 win over No. 19 Maryland in the ACC Tournament. Tech beat a top-25 team on the road for the first time since Jan. 16 of that year, beating No. 12 North Carolina in the Smith Center, 73-71.

• Tech beat a team ranked in the top 10 for the first time since Jan. 9, 2010, a 71-67 home-court victory over Duke. Tech's last win over a top-10 team on the road also came against Duke, on March 3, 2004 in Cameron Indoor Stadium by a 76-68 score.

• For head coach Brian Gregory, it matched the highest-ranking for an opponent one of his teams has beaten. Dayton defeated No. 6 Pittsburgh, 80-55, on Dec. 29, 2007.

• Tech's 16 wins were its most since the 2009-10 season, when the Yellow Jackets went 23-13 (18-11 in the regular season, 7-9 in the ACC).

• With its win over Wake Forest, Georgia Tech accomplished its first season sweep of an ACC opponent since the 2010-11 season. The opponent then was Wake Forest.

• Tech finished the season five games ahead of its mark from a year ago and has surpassed its conference win total (4) from 2011-12.

• Tech won three ACC road games, the most for the Yellow Jackets since the 2007-08 season, when they went 4-4 on the road. Tech was 3-29 on the road in the four seasons in between.

• Put another way, Tech has won three of its last five ACC road games after winning three of the previous 36 dating back to the beginning of the 2008-09 season.

• Tech improved its record in each month of this season over the corresponding month last

season, except March (see chart on page 6).

• Tech secured a winning season in year two under Gregory. No Tech coach since Dwight Keith in 1945 has had a winning record in his second year on the Flats.

• Tech finished its first season in McCamish Pavilion with an 11-6 record (3-6 ACC) and averaged 7,365 in attendance with four sellouts.

• Tech defeated state-rival Georgia for the second consecutive year, which has not happened since 1993 and 1994, when the games between the teams were played at the Omni in downtown Atlanta.

### Measurable Improvement on Offense

Georgia Tech's shooting percentages were comparable to last year's totals, both overall and in conference games, but the Yellow Jackets' offense produced more shots from the floor, more three-point field goals, more free throws and more points.

• Tech averaged 4.1 more points per game in all games (64.3 vs. 60.2) than it did in Brian Gregory's first year, and 4.2 more points per game in conference play (62.8 vs. 58.6).

• Tech attempted 4.7 more field goals per game (57.6 attempts) in ACC play than it did a year ago (52.9). In all games, the difference is 4.9 shots (57.8 per game vs. 52.9).

• Tech attempted 17.3 three-point field goals per game in ACC play, as opposed to 17.0 in 2011-12.

• Tech attempted 15.1 free throws per game in ACC play, as opposed to 14.4 a year ago.

• Tech's 82 points against Wake Forest on Jan. 26 matched a high in an ACC game under head coach Brian Gregory. The Yellow Jackets' 20-point margin of victory, 32 field goals made and 20 assists were all ACC bests under Gregory.

• Tech scored 70 or more points 11 times, compared to seven times in 2011-12.

• Tech tried 70 or more shots from the floor three times. The Yellow Jackets never hit that mark in any game in 2011-12.

• **Balanced scoring** - Tech's top six players (five starters plus Kammeon Holsey) averaged between 7.3 and 10.8 points per game in all games, 7.3 and 9.9 in ACC games.

### Handling the Rock Better

With the exception of a couple of short stretches this season, Georgia Tech has made significant progress in several areas during year two of the Brian Gregory Era, but none more stark than its ball handling and sharing.

• Tech ranked eighth in the Atlantic Coast Conference in turnover margin (-0.27) and seventh in assist/turnover ratio (0.99) after ranking last in those categories a year ago.

• Tech ranked ninth in the ACC in fewest turnovers committed (last a year ago), and the Jackets ranked 140th in the nation in fewest turnovers per game after ranking 243rd in that category a year ago.

• Tech's 0.99 assist/turnover ratio was 155th nationally, an improvement of 158 positions over the 2011-12 team.

• Tech recorded more assists than turnovers in a game 15 times, winning 11 of those games.

# TECH NOTEBOOK

## GEORGIA TECH QUICK FACTS

Official Name: Georgia Institute of Technology
Location: Atlanta, Ga.
Enrollment: 21,000
Founded: 1885
Colors: Old Gold and White
Nickname: Yellow Jackets, Ramblin'Wreck
Mascot: Buzz (Yellow Jacket)
Fight Songs: Ramblin'Wreck, White and Gold
Conference: Atlantic Coast (ACC)
Home Arena: McCamish Pavilion (capacity 8,600)
President: Dr. G.P. "Bud" Peterson
Director of Athletics: Mike Bobinski
Faculty Representative for Athletics: Dr. Sue Ann Bidstrup Allen
Head Coach: Brian Gregory (Oakland, 1990)
Record at Tech: 27-35 (2nd season)
Overall: 199-129 (10th season)
ACC Regular Season: 10-24
ACC Tournament: 0-2
NCAA Tournament: 1-2
Assistant Coaches: Chad Dollar (Milligan, 1996) Josh Postorino (Dayton, 1999) Billy Schmidt (Wake Forest, 1992)
Director of Player Personnel: Bruce Evans (Furman, 1992)
Director of Operations: Chris Jacobs (Coe College, 1999)
Athletic Trainer: Richard Stewart (Salisbury, 2005)
Strength Coach: Mike Bewley (Eastern Kentucky, 1998)
Video Coordinator: Trent Angelucci (South Carolina, 2009)

## BASKETBALL HISTORY

98th season: 1st game, Feb. 17, 1906 vs. Auburn
All-time Record: 1,279-1,140
Winning/Losing/.500 Seasons: 51 / 43 / 4
NCAA Appearances (16): 23-16 record
1960, 1985, 1986, 1987, 1988, 1989, 1990, 1991, 1992, 1993, 1996, 2001, 2004, 2005, 2007, 2010
Final Fours (2): 1990, 2004
NIT Appearances (7): 8-7 record
1970, 1971, 1984, 1994, 1998, 1999, 2003
ACC Championships (3): 1985, 1990, 1993
ACC Regular Season Titles (2): 1985 (tie), 1996
ACC Regular-Season Record: 217-305 (148-112 home, 69-193 road)
ACC Tournament Record: 24-31
SEC Championships (1): 1938
Record at McCamish Pavilion: 1st season, 11-6
Record at Alexander Memorial Coliseum: 55 seasons, 556-194
Record at Phillips Arena: 7-11
Record at Arena at Gwinnett Center: 4-1
Record at Georgia Dome: 9-5
All-Time Head Coaches: 13
ACC Head Coaches: 4
All-America Selections: 14 (12 players)
Consensus All-Americans: 2
National Players of the Year: 1
All-ACC Selections: 47 times (26 players)
ACC Players of the Year: 2
ACC Rookies of the Year: 11
ACC Tournament MVPs: 3
ACC All-Freshman Team: 13

• Tech's average of 12.7 assists per game ranked sixth in the ACC and 168th in the nation, but compare that to last in the ACC and 298th in the NCAA a year ago.

• Tech assisted on 52.5 percent of its field goals in 2012-13, 50.2 percent in ACC games. Last year's team assisted on 51.7 percent, 49 percent in ACC games.

### The Bell Curve

After its 0-5 start in ACC play this season, Georgia Tech made significant progress in nearly every area statistically over the last 13 regular-season games, winning five times and losing three games by a total of eight points.

	First 5	Last 13
Scoring average	60.8	63.5
Scoring defense	73.4	64.6
Field goal percentage	.361	.437
FG percentage defense	.432	.423
3-point FG percentage	.275	.350
3-point FG per game	5.0	5.9
3-point FG defense	.371	.312
3-point FG allowed	6.6	5.2
Free throws made	9.8	9.5
Rebound margin	-4.0	+2.3
Assists per game	9.8	12.8
Turnovers per game	13.6	13.5
Turnovers forced	13.0	11.5
Turnover margin	-0.6	-1.9
Assist/turnover ratio	0.7	0.9

### Seniors Udofia, Jordan Shepherd Jackets Forward

Point guards Mfon Udofia and Pierre Jordan, both Atlanta-area players who took divergent routes to arrive at Georgia Tech, completed careers that were gratifying for more reasons than wins and losses. They presided over a culture change that has begun to see tangible results.

Udofia, an all-state player in Georgia at state champion Miller Grove High School in Stone Mountain, was part of a stellar recruiting class of six players who enter Tech for the 2009-10 season and helped the Yellow Jackets reach the finals of the ACC Tournament and the second round of the NCAA Tournament. After struggling through his first two years, the 6-2 guard developed into a solid point guard and leader with career-best numbers this year.

Jordan, who graduated from Dunwoody High School in 2008, played two seasons at Florida State and graduated in three years, leaving him with two years of eligibility to complete while enrolled in the Building Construction and Facility Management graduate program at Tech. He has been Udofia's primary backup for most of the past two seasons and will complete his master's in the spring.

"They were part of a cultural change, and they have been the key components of that," said head coach Brian Gregory following Tech's Senior Night game Sunday. "They stuck with it when things weren't great, and they stuck with it when guys didn't want to be part of that. Those guys have both been tremendous. Their one of the reasons why we've been able to bounce back, and I give those guys a lot of credit."

## SIGNIFICANT IMPROVEMENT

*A quick look at some areas where the 2012-13 Yellow Jackets have exhibited real improvement over their 2011-12 counterparts, using NCAA statistical rankings.*

NCAA rank as of 3/17	2012-13	2011-12
Final record	16-15	11-20
Points per game	64.3 (254)	60.2 (313)
3-pt. FG% defense	32.3% (96)	34.7% (194)
Assists per game	12.7 (168)	11.0 (298)
Assist/turnover ratio	0.99 (155)	0.76 (300)
Turnovers per game	12.9 (140)	14.5 (243)
Turnover margin	-0.26 (201)	-3.2 (321)

### Tech Recruiting Trivia

Mfon Udofia, the only four-year senior on Georgia Tech's 2012-13 roster, was part of a 2009 recruiting class that included Derrick Favors (now with Utah Jazz), Kammeon Holsey (sat out 2009-10 with knee injury), Daniel Miller (red-shirted in 2009-10), Brian Oliver (now at Seton Hall) and Glen Rice, Jr. (now with the Rio Grande Valley Vipers of the D-League).

Five of the six attended high school in the state of Georgia.

### Miller, Carter, Jr., Earn ACC Honors

Daniel Miller was named to the Atlantic Coast Conference's All-Defensive team named by the Atlantic Coast Sports Media Association, while Robert Carter, Jr., was named to the coaches' ACC All-Freshman team.

Miller led the ACC in blocked shots and was 13th in rebounding, while finishing with career high averages in scoring and rebounding and anchoring the Tech defense, which ranked among the ACC's top five in all categories. Carter, Jr., was second among ACC freshmen in rebounding (6.7 per game), leading the Tech team, and was sixth among league freshmen in scoring (9.9 ppg).

### Bolden, Georges-Hunt Make All-ACC Academic Team

Chris Bolden and Marcus Georges-Hunt were named to the 14-man 2012-13 All-Atlantic Coast Conference Academic Men's Basketball team, and Georgia Tech was one of four teams to have more than one representative.

To be eligible for consideration, a student-athlete must have earned a 3.00 grade point average for the previous semester and maintained a 3.00 cumulative average during his academic career. The Yellow Jacket rookies, both members of the Tech Dean's List in the fall, join a pair of three-time All-ACC Academic team selections, Duke's Mason Plumlee and Ryan Kelly on the team.

Georges-Hunt, from College Park, Ga., has scored in double figures a team-high 19 times and is the only freshman in the ACC to currently lead his team in scoring (10.2). Bolden, of Suwanee, Ga., averaged 9.5 points per game in league play with 14 starts.

### And the Children Shall Lead

Marcus Georges-Hunt and Robert Carter, Jr., became the first two freshmen to rank 1-2 on Georgia Tech's team in scoring since 2006-07, and

# TECH NOTEBOOK

## MEDIA GUIDELINES

Georgia Tech's practices are generally closed to the public and the media, but coaches and players are available prior to practice on Mondays and Fridays each week prior to practices that occur on those days.

TV stations are allowed to shoot B-roll during the first 15 minutes of those practices during the course of the season.

Media are asked to notify Mike Stamus ahead of time to make specific player requests.

Interview requests with players that need to be conducted at other times must be made through the media relations office at least 24 hours in advance. These interviews will be conducted at a time and place convenient to the players' availability and class schedule.

Media are asked not to contact players directly either by phone or e-mail, they are instructed not to accept those. Every effort will be made to make players available.

## INTERVIEWS WITH COACH GREGORY

Media wishing to speak with Coach Gregory at times other than scheduled media sessions are asked to set up an appointment in advance through the media relations office. He also is available each week on the ACC Teleconference, and other teleconferences may be scheduled as demand warrants.

## POST-GAME INTERVIEWS

Coach Gregory and the visiting team's head coach will each hold a post-game press conference in the designated interview room in the back hallway of the arena.

Players requested by the media will be brought to the interview room following the coaches press conferences.

## BRIAN GREGORY RADIO SHOW

Head coach Brian Gregory's weekly radio show airs each Monday live from 7-8 p.m. at STATS Restaurant and Bar, 300 Marietta Street. The show airs live on "790 The Zone" and "All News 106.7 FM", and it will be replayed on 106.7 FM, later that night.

## ACC COACHES' WEEKLY TELECONFERENCE

The 12 ACC head basketball coaches will be featured on nine Monday teleconferences during the 2011-12 season. The season's first teleconference will take place on Monday, January 7, 2013, and continue through Monday, March 11, 2013. Each coach has 10 minutes to make an opening statement and answer questions. A replay of each teleconference is available on the Conference's internet site TheACC.com each Monday afternoon.

Media phone number: 913-312-0641

Jeff Bzdelik, Wake Forest .....	10:30
James Johnson, Virginia Tech .....	10:40
Tony Bennett, Virginia.....	10:50
Mark Gottfried, NC State.....	11:00
Roy Williams, North Carolina.....	11:10
Jim Larranaga, Miami.....	11:20
Mark Turgeon, Maryland .....	11:30
Brian Gregory, Georgia Tech.....	11:40
Leonard Hamilton, Florida State.....	11:50
Mike Krzyzewski, Duke.....	12:00
Brad Brownell, Clemson.....	12:10
Steve Donahue, Boston College .....	12:20

the third freshman duo to accomplish that at Tech. Only other five teams in ACC history (two from Tech) have had freshmen rank 1-2 on their teams in scoring (see chart on page 5).

Georges-Hunt (10.8 ppg) was the Yellow Jackets' only player in double figures for the season, and Georges-Hunt was the only ACC freshman to lead his team in scoring.

Javaris Crittenton and Thaddeus Young, who each averaged 14.4 points during the 2006-07 season, were the last freshmen to finish 1-2 on the Tech scoring chart. Mark Price, who led the ACC in scoring at 20.3 points per game, and John Salley (11.5) also turned the trick in 1982-83.

Tech has had a freshman lead its team in scoring five times previously, first with Jim Wood (11.1) in 1973-74. That average was the lowest figure to lead a Yellow Jacket team in the modern era (since 1949-50) until this year.

## Arts and Letters

Georgia Tech enjoyed a fine fall semester in the classroom, posting its highest grade-point average in a semester under head coach Brian Gregory, and the highest in several years.

Five members of the team made the Dean's List, all freshmen, including Chris Bolden, Brooks Doyle, Marcus Georges-Hunt, walk-on Colin Gurry and Corey Heyward. Tech's freshmen earned a collective grade-point average of 3.2.

Not only has Tech improved on the court since Gregory arrived, but has made big strides in the classroom as well. Beginning with Moe Miller and Lance Storrs in the summer after Gregory took the head coaching position at Tech, every senior in the program has graduated, including Derek Craig and Nick Foreman last spring.

This year's senior class includes Mfon Udofia, who is on schedule to finish his Business Administration degree work in the summer, and Pierre Jordan, who will complete his Masters degree requirements in Building Construction in the spring.

Tech's men's basketball scored a perfect 2010-11 team single year Academic Progress Report score of 1000 in the latest APR report last June, a first for the program.

## Stability in the Lineup

Head coach Brian Gregory utilized seven different starting lineups in 2011-12. Two players - Kammeon Holsey and Daniel Miller - started every game. In 2012-13, he went with essentially two different lineups, and three players - Carter, Jr., Miller and Udofia - started every game.

Tech's lineup for 14 of the first 15 games was Mfon Udofia and Brandon Reed at the guards, Marcus Georges-Hunt and Robert Carter, Jr., at the forwards and Daniel Miller at center. Jason Morris made one start in place of Georges-Hunt (vs. California). Chris Bolden replaced Reed in game 16 at Duke and started the 15 of the last 16 games (Pierre Jordan started for him on Senior Night).

## Buzz Bytes

Tech led at the half in nine of its 18 ACC games, winning four of them. Tech's biggest half-time lead has been 23 over Wake Forest (Jan. 26), and its largest deficit was 12 at Virginia (Feb. 24).

## MCCAMISH PAVILION FACTS

**Name:** McCamish Pavilion (mc-CAME-ish), named for Atlanta insurance executive Hank McCamish who gave the lead gift for the facility

**Capacity:** approximately 8,600 (6935 court level, 1665 balcony level)

**Cost:** \$50 million

**Contractor:** Whiting-Turner

**Architect:** Populous

**Cremins Court:** the court remains named for the former Tech head coach

**Alexander Courtyard:** located at the Fowler Street entrance, honors the former Tech director of athletics and the history of the former Tech home arena named for him

**Grand entrance:** 10th and Fowler Streets, foyer includes graphic representations of retired jerseys and Tech's two Final Four appearances

**Other entrances:** West entrance off Fowler Street (students and media), East entrance from main arena parking (for club patrons)

**Features:** center-hung scoreboard and video boards, mezzanine fascia ribbon boards, theatrical lighting, primarily chair-back seating, club area

**Groundbreaking:** May 5, 2011

**Opening:** October, 2012

**First public event:** Oct. 21, Jacket Jam (men's and women's scrimmages)

**First men's game:** Nov. 9 vs. Tulane

**First women's game:** Nov. 11 vs. Tennessee

## OTHER HIGHLIGHTS

- 2,500 cubic yards of concrete removed
- 3,000 cubic yards of concrete installed
- 500 tons of new steel installed
- Over 1 mile of new railing installed
- 20,000 gallons of paint used
- 2,000 feet of new mechanical piping
- 2,500 feet of new ductwork
- \$4M in new audio-visual and scoreboards
- 50 TV's throughout the concourse and Callaway Club
- Farthest distance material has traveled to get on site: 4,835 miles
- Shortest distance material has traveled to get on site: 1 mile
- Number of Tech alumni involved in the project: Over 100
- Number of days construction took: 520
- Number of 1950's old style Coke bottles found while installing the underground foundations: 11
- Number of new staircases: 13
- Number of new sports lights for the competition floor: Over 300
- 270-degree court view from concourse

# TECH NOTEBOOK

## THE LAST TIME A JACKET ...

**Scored 30 or more points:**  
Iman Shumpert, 30 vs. North Carolina, 1/16/11

**Led Tech in scoring off the bench:**  
Kammeon Holsley, 13 vs. Virginia Tech, 2/9/13

**Grabbed 15 or more rebounds:**  
Daniel Miller, 15 vs. Delaware State, 11/14/11

**Had 10 or more assists:**  
Iman Shumpert, 11 vs. Virginia Tech, 1/25/11

**Had a double-double:**  
Marcus Georges-Hunt (21 pts/11 reb) vs. Boston College, 3/14/13

**Played 40 minutes in regulation:**  
Jason Floyd vs. NC State, 1/2/99

**Played every minute of an overtime game:**  
Alvin Jones (45 minutes, 1 OT) vs. New Orleans, 11/27/98

**Played every minute of a multiple-OT game:**  
Matt Harpring (50 minutes, 2 OT) vs. North Carolina, 2-8-98

## THE LAST TIME THE JACKETS ...

**Scored 100 or more points:**  
vs. Florida A&M (100-59 win), 11/14/09

**Scored 100 or more points in regulation:**  
vs. Florida A&M (100-59 win), 11/14/09

**Scored 100 or more points in consecutive games:** vs. Jackson State (100-70) on 11/13/06 and Georgia State (103-74) on 11/16/06

**Allowed 100 or more points:**  
vs. Virginia Tech (102-77 loss) on 2/13/11

**Allowed 100 or more points in regulation:**  
vs. Virginia Tech (102-77 loss) on 2/13/11

**Shot 60 percent or better:**  
.712 (37-52) vs. Kentucky State, 1/30/10

**Failed to make a three-point basket:**  
0-for-5 vs. Duke, 2/23/05

**Did not allow a three-point basket:**  
0-for-6 vs. Maryland, 1/30/11

**Grabbed 50 or more rebounds:**  
50 vs. North Carolina, 1/23/13

**Two players had a double-double:**  
Brian Oliver (15 pts/12 reb) and Glen Rice, Jr. (19 pts/11 reb) vs. UTEP, 11/26/10

**Two players had 10 or more rebounds:**  
Robert Carter, Jr. (12) and Marcus Georges-Hunt (10) at North Carolina, 1/23/13

**Had 25 or more assists:**  
29 vs. Kentucky State, 1/30/10

**Blocked 10 or more shots:**  
12 vs. Tulane, 12/3/11

**Had 15 or more steals:**  
19 vs. Wake Forest, 3/3/11

**Had fewer than 10 turnovers:**  
9 vs. #6 Miami, 3/6/13

**Had five players in double-figures in points:**  
Virginia Tech, 2/18/12

**Won by 30 or more points:**  
The Citadel (73-41), 12/22/12

**Won by 40 or more points:**  
Kentucky State (98-50), 1/30/10

**Won by 50 or more points:**  
Winston-Salem State (97-46), 1/3/07

**Played an overtime game:**  
Virginia Tech (lost 70-65), 1/12/13

**Had no player with 10 or more points:**  
NC State (lost 70-57), 3/3/13

**Had no player play 30 minutes:**  
Fordham (won 73-48), 12/29/12

**Defeated a Top 25 team:**  
#6/7 Miami (71-69), 3/6/13

**Defeated a Top 25 team on the road:**  
#6/7 Miami (71-69), 3/6/13

**Had a game postponed:**  
Clemson (at Clemson), 1/11/11

- Five of Tech's conference losses came by five points or less - 74-72 at Boston College, 56-53 to Clemson, 56-54 to Florida State, 63-60 at Clemson and 70-65 (in overtime) to Virginia Tech. Tech also won three conference games by six points or less.

- Tech finished the season ranked high in the nation in scoring defense (63rd), field goal percentage defense (51st) and three-point field goal defense (94th) as of March 26, and ranked fourth in the ACC in each of those categories.

- Tech led wire-to-wire in three games - Georgia, The Citadel and Wake Forest. Tech never led in two games, Feb. 14 against Clemson (there was one tie, 30-30 in the second half), and Jan. 23 at North Carolina (no lead, no tie).

- Six of Tech's losses this year came against teams ranked in the top 50 of the CBSsports.com RPI rankings including ACC foes Miami (4), NC State (33), Duke (1) and North Carolina (17). The Yellow Jackets lost only five times to teams outside the top 100.

- Tech's non-conference losses came to teams with a combined 41-23 record. Illinois was No. 40 in the CBS RPI rankings, while California was No. 53, Saint Mary's (26-6, No. 29) had the best overall record and highest ranking among the non-conference opponents Tech has beaten.

- Daniel Miller joined John Salley (1983-84), Alvin Jones (three times) and Chris Bosh (2002-03) as ACC leaders in blocked shots.

- Marcus Georges-Hunt's scoring average of 10.8 points per game is the lowest figure to lead a Tech team in the modern era (1949-50 to the present). In that period of time, the lowest team-leading scoring averages were previously posted by Melvin Dold (11.1 in 1949-50), Pete Silas (11.7 in 1950-51) and Jim Wood (11.1 in 1973-74).

- Tech was 11-2 this season when Robert Carter, Jr., scored in double figures, and 11-7 when Georges-Hunt scored in double figures. The Yellow Jackets were 6-1 this season when both Georges-Hunt and Carter, Jr., score in double figures.

- Seven different players led Tech in scoring this season, and eight different players scored in double digits.

- Tech has had only four 20-point games by individuals. Chris Bolden, in his first start of the season at Duke in game 16 for Tech, became the first. Robert Carter, Jr., became the second Jan. 26 against Wake Forest, and Bolden did it again March 6 at Miami, and Marcus Georges-Hunt finished the season with a 21-point effort against Boston College in the ACC Tournament.

- No Tech player ranked among the ACC's top 25 in scoring, and no Tech player ranked higher than 12th in rebounding.

- Tech shot 50 percent or better from the floor seven times: Tulane (56.1 percent, a high for the Yellow Jackets under Brian Gregory, UNC Wilmington (52.9), Fordham (50.0), Wake Forest (54.2 on Jan. 26), Maryland (51.0), Miami (51.7 on March 6) and Boston College (52.6). Tech is 13-2 under Brian Gregory when shooting 50 percent.

- The Yellow Jackets are 17-7 overall under Brian Gregory when they record more assists than turnovers.

- With Daniel Miller jumping center, Tech has

## TECH FRESHMEN SCORING LEADERS

*Following is a list of Tech freshmen who have led the Yellow Jackets in scoring for the season, and in two instances, freshmen who ranked 1-2 on the team in scoring.*

2012-13	Marcus Georges-Hunt (10.8), Robert Carter, Jr. (9.9)
2006-07	Javaris Crittenton (14.4), Thaddeus Young (14.4)
2002-03	Chris Bosh (15.6)
1995-96	Stephon Marbury (18.9)
1982-83	Mark Price (20.3*), John Salley (11.5)
1973-74	Jim Wood (11.1)

\*led ACC

## ONE-TWO PUNCH

*ACC teams who have had freshmen rank 1-2 on their teams in scoring.*

<b>2012-13 - Georgia Tech</b>	Marcus Georges-Hunt (10.8), Robert Carter, Jr. (9.9)
<b>2010-11 - Wake Forest</b>	Travis McKie (13.0), J.T. Terrell (11.1)
<b>2007-08 - Wake Forest</b>	James Johnson (14.6), Jeff Teague (13.9)
<b>2006-07 - Georgia Tech</b>	Javaris Crittenton (14.4), Thaddeus Young (14.4)
<b>1982-83 - Georgia Tech</b>	Mark Price (20.3), John Salley (11.5)
<b>1982-83 - Duke</b>	Johnny Dawkins (18.1), Mark Alarie (13.0)

controlled the opening tip in 45 of 62 games since the beginning of the 2011-12 season, and 19 of 28 times in 2012-13.

- Tech was 6-5 this season in games decided by fewer than 10 points. The Jackets were 3-11 in such games in 2011-12.

- Tech defeated UNC Wilmington, Virginia, Wake Forest (Feb. 16, on the road) and Miami (March 6, on the road) despite trailing at the 5-minute mark of the second half. The Yellow Jackets had lost their first 21 such games under Brian Gregory.

- Tech was 11-2 this season when leading at the 5-minute mark on the clock, losing to Virginia Tech on Jan. 12 after holding a 53-50 lead at that point, and to Boston College on March 9 after leading 62-56 at that point. The Yellow Jackets are 22-2 under Brian Gregory when leading at the 5-minute mark.

- Tech's 11-point lead against Virginia Tech on Jan. 12 was the biggest it has held in a game the Yellow Jackets lost under Gregory.

- Tech's 13-point second-half deficit at Miami on March 6 was the largest it has overcome to win an ACC game under Gregory. The Jackets had trailed Virginia by nine at the half at home and won on Feb. 3, and had trailed UNC Wilmington by seven in the second half before winning on Dec. 8. Tech had erased a 13-point deficit to beat VCU in a non-conference game last year.

- Tech's 34-point margin of victory against Alabama State was its biggest under Brian Gregory.

# TECH NOTEBOOK

## TECH'S RECORD ...

	2012-13	2011-12
At home	11-6	7-8
On the road	3-7	3-9
At neutral sites	2-2	1-3
Vs. top-10 opponents	1-1	0-2
Vs. top-25 opponents	1-3	0-4
Vs. teams over .500	5-13	4-15
Vs. teams under .500	8-2	4-3
Vs. teams at .500	3-0	3-2
While in the top 25	0-0	0-0
In November	4-2	4-3
In December	5-0	3-3
In January	2-6	1-7
In February	4-4	2-6
In March	1-3	1-1
In April	0-0	0-0
Wearing white uniforms	12-6	8-9
Wearing gold uniforms	1-7	3-9
Wearing black uniforms	0-0	0-0
Wearing blue uniforms	1-2	0-2
Game is decided by 5 pts. or fewer	2-5	2-4
Game is decided by 10 or fewer	7-5	3-10
Leading at the half	11-5	8-4
Trailing at the half	5-10	3-16
Tied at the half	0-0	0-0
Leading with 5:00 to play	12-2	11-1
Trailing with 5:00 to play	4-12	0-19
Tied with 5:00 to play	0-1	0-0
In overtime games	0-1	0-1
After a bye in the ACC schedule	0-1	0-1
Tech scores 100 or more points	0-0	0-0
Tech scores 70 or more points	9-2	5-3
Tech scores less than 70 points	7-12	6-17
Opponent scores 100 or more points	0-0	0-0
Opponent scores 70 or more	1-10	1-7
Opponent scores less than 70	15-5	10-13
Tech shoots 50 pct. or better	6-1	7-1
Opponent shoots 50 pct. or better	0-5	0-3
Opponent shoots under 40 pct.	9-2	7-8
Tech has a higher FG% than opponent	15-1	10-8
Tech has a lower FG% than opponent	1-14	1-12
FG percentage is even	0-0	0-0
Tech has more 3-point FGs	10-4	4-3
Tech has fewer 3-point FGs	6-9	6-13
3-point FGs are even	1-1	1-4
Tech attempts more FT than opponent	11-3	7-5
Tech attempts fewer FT than opponent	5-11	4-15
Free throw attempts are even	0-1	0-0
Tech outrebounds opponent	11-6	8-11
Opponent outrebounds Tech	4-8	2-10
Rebounds are even	2-0	1-0
Tech has fewer turnovers than opponent	9-5	4-2
Tech has more turnovers than opponent	6-8	7-16
Turnovers are even	1-2	0-2
Tech has more assists than turnovers	11-5	6-3
Committing more fouls	8-10	3-14
Committing fewer fouls	7-3	8-5
Fouls are even	1-2	0-1
4/more Jackets score in double figures	5-1	5-2
A Jacket scores 20 or more	2-2	4-3
A Jacket scores 30 or more	0-0	0-0
Scoring more bench points	11-8	7-10
Scoring fewer bench points	5-7	4-9
Bench scoring is even	0-0	0-1

## Point Taken

An argument can be made that no player on the Georgia Tech team has benefitted more under head coach Brian Gregory's tutelage than Mfon Udofia. After all, it's a point guard learning from a point guard, and Udofia made a full commitment.

The 6-2 senior was recruited out of Miller Grove High School as part of a class that included teammates Daniel Miller and Kammeon Holsey, and the since-departed Derrick Favors, Brian Oliver and Glen Rice, Jr. After scuffling through his first two seasons and moving in and out of Tech's starting lineup, Udofia's transformation from score-first to pass-first point guard has taken hold.

Gregory relied on Udofia last year to the tune of 31.8 minutes a game. In the pre-conference schedule, Udofia averaged 10.2 points a game but his assist-turnover ratio was just 33/42 in 14 games. Once conference play began, he averaged 9.6 points and his assist/turnover ratio improved to 56/42 over 17 games.

This year brought even more improvement in his floor game. A good example has been his performance since his last double-figure scoring effort against Virginia. Udofia has averaged less than six points in those games, but ran the team efficiently and compiled a 34/10 assist/turnover ratio and posted four zero-turnover games.

Season	FG%	3FG%	APG	TO/g	PPG
1st 3 yrs	37.6	30.7	1.97	1.93	7.4
2012-13	37.7	34.5	2.94	1.71	8.3

## Miller Time

Coach Brian Gregory relied on center Daniel Miller this year for more than just his high basketball IQ and passing skills. The second-year Tech coach has asked his pivotman for more scoring, rebounding and aggressiveness, and the 6-11 1/2 junior has responded.

Miller averaged career bests in rebounding (6.6 per game, 7.3 vs. the ACC), offensive rebounds (2.35 per game), and assists (2.16 per game, 1.43/1 assist/turnover ratio). He cut down his fouls from 2.42 per game as a freshman to 1.68 as a sophomore to 1.55 this season. His field goal percentage improved from 49.7 for his first two years to 51.2 this season.

Miller has developed steadily during his three seasons on the court in nearly every area, most dramatically in his ball-handling and defense. *See the chart below.*

2012-13	FG%	OffReb	RPG	Blk/g	PPG
Non-conf.	48.5	2.5	5.8	2.50	6.9
ACC games	54.3	2.2	7.3	1.78	9.5

## The Sixth Man Award

They don't give a Sixth Man Award in the Atlantic Coast Conference, but Georgia Tech's Kammeon Holsey would be a prime candidate.

After starting all 31 games for Tech last season, the 6-8 1/2 forward gave way to freshman Robert Carter, Jr., at the beginning of this season and came off the bench in every game. But the junior from Sparta, Ga., was among the Yellow Jackets' top four in scoring average all season, finishing third at 8.8 points a game while playing under

## TOP-25 WINS FOR BRIAN GREGORY AT DAYTON

Dec. 8, 2007	at No. 11 Louisville	70-65
Dec. 29, 2007	No. 6 Pittsburgh	80-55
Jan. 9, 2008	No. 22 Rhode Island	92-83
Nov. 29, 2008	No. 15 Marquette	89-75
Feb. 11, 2009	No. 14 Xavier	71-58
Nov. 19, 2009	No. 21 Georgia Tech (n)	63-59
Mar. 11, 2011	No. 18 Xavier (n)	68-67

20 minutes a game.

Holsey's role was to give the Jackets a burst of energy in the frontcourt off the bench, and he did so from the very first game, scoring a season-high 18 points on 7-of-8 shooting in just 18 minutes in Tech's season-opening win over Tulane. He matched that with 18 on 8-of-13 shooting with a season-high nine rebounds at North Carolina on Jan. 23.

He reached double digits on 10 other occasions, led Tech in scoring five times, and he converted 55.8 percent of his shots from the floor. He never played more than 25 minutes (three times), and was Tech's first sub off the bench in every game but one.

Holsey's numbers are consistent in conference play when compared to all games as well (8.5 ppg, 4.5 rpg, 55.5 pct. FG in ACC games).

## More on the Freshman Class

Georgia Tech's incoming freshman class was expected to be a big part of the Yellow Jackets plans this season, and the group became even more prominent after ACC play began.

Guard Chris Bolden and forwards Marcus Georges-Hunt and Robert Carter, Jr., from the high school class of 2012, played significant minutes since game one. Georges-Hunt and Carter, Jr., were in the starting lineup from the first game, and Bolden made his first career start Jan. 17 at Duke.

They combined to score 43.4 percent of Tech's points overall and 46.5 percent in ACC games. They ranked 1-2-3 in scoring against the ACC and were separated by just eight points.

They also handled the ball well, Bolden, Carter, Jr., and Georges-Hunt combined for just 126 turnovers (combined 4.1 per game).

Class of 2013 guard Solomon Poole also took on a greater role. He took over the backup point guard role against Virginia Tech on Jan. 12 and averaged more than 10 minutes per game after that while Bolden averaged more than 30.

Bolden's insertion into the starting lineup (replacing Brandon Reed) was the first significant lineup change of the season. It was the first time since Dec. 20 (Florida State) and 22 (Kennesaw State) of 2009 that three freshmen had started a game for the Yellow Jackets (Derrick Favors, Brian Oliver, Mfon Udofia).

## Following the Trends

- Marcus Georges-Hunt finished the season by scoring 16 and 21 points, respectively, against Boston College in Tech's final two games. The

## TECH HIGHS/LOWS

### UNDER BRIAN GREGORY

<b>Longest winning streak:</b> 6 games (2012-13 season)
<b>Longest ACC winning streak:</b> 1 game
<b>Longest losing streak:</b> 6 games (2011-12 season)
<b>Longest ACC losing streak:</b> 6 games (2011-12 season)
<b>Most points scored in a game:</b> 92 vs. Florida A&M (won 92-59), 11/11/11
<b>Most points scored - ACC game:</b> 82 vs. NC State (won 82-71), 1/11/12; Wake Forest (won 82-62), 1/26/13
<b>Fewest points scored in a game:</b> 36 vs. Miami (lost 56-34, ACC Tournament), 3/8/12
<b>Fewest points scored - ACC game:</b> 36 vs. Miami (lost 56-34, ACC Tournament), 3/8/12
<b>Most points allowed in a game:</b> 93 vs. North Carolina (lost 93-81), 1/29/12
<b>Most points allowed - ACC game:</b> 93 vs. North Carolina (lost 93-81), 1/29/12
<b>Fewest points allowed in a game:</b> 36 vs. Rice (won 54-36), 11/22/12
<b>Fewest points allowed - ACC game:</b> 47 vs. Boston College (won 51-47), 2/4/12
<b>Largest margin of victory:</b> 34 vs. Alabama State (won 75-41), 12/17/12
<b>Largest margin of victory - ACC game:</b> 20 vs. Wake Forest (82-62), 1/26/13
<b>Largest margin of victory - road game:</b> 20 vs. Savannah State (won 65-45), 12/10/11
<b>Largest margin of victory - ACC road game:</b> 11 vs. NC State (82-71), 1/11/12
<b>Largest losing margin:</b> 32 vs. Virginia (70-38), 1/19/12
<b>Largest losing margin - ACC game:</b> 32 vs. Virginia (70-38), 1/19/12
<b>Most points allowed in a win:</b> 71 vs. NC State (won 82-71), 1/11/12
<b>Most points scored in a loss:</b> 81 vs. North Carolina (lost 93-81), 1/29/12
<b>Fewest points scored in a win:</b> 51 vs. Boston College (won 51-47), 2/4/12
<b>Fewest points allowed in a loss:</b> 54 vs. Miami (lost 54-36), 3/8/12
<b>Largest deficit overcome to win a game:</b> 13 vs. VCU (won 73-60), 11/18/11
<b>Largest deficit overcome to win a road game:</b> 13 vs. #6 Miami (won 71-69), 3/6/13
<b>Largest lead given up in a loss:</b> 15 vs. Boston College (lost 84-64, ACC Tournament), 3/14/13
<b>Largest 2nd-half lead given up in a loss:</b> 11 vs. Virginia Tech (lost 70-65, ot), 1/12/13
<b>Highest FG pct.:</b> .583 (28-48) vs. Virginia Tech, 2/18/12
<b>Highest FG pct. - ACC game:</b> .583 (28-48) vs. Virginia Tech, 2/18/12
<b>Lowest FG pct.:</b> .292 (14-48) vs. Virginia, 1/19/12
<b>Lowest FG pct. - ACC game:</b> .292 (14-48) vs. Virginia, 1/19/12
<b>Highest 3-pt pct.:</b> .600 (9-15) vs. NC State, 1/11/12
<b>Highest 3-pt pct. - ACC game:</b> .600 (9-15) vs. NC State, 1/11/12
<b>Lowest 3-pt pct.:</b> .059 (1-17) vs. NC State, 2/9/12
<b>Lowest 3-pt pct. - ACC game:</b> .059 (1-17) vs. NC State, 2/9/12
<b>Highest FG pct. allowed:</b> .551 (31-56) vs. Northwestern, 11/28/11
<b>Highest FG pct. allowed - ACC game:</b> .551 (27-49) vs. Boston College, 3/9/13
<b>Lowest FG pct. allowed:</b> .229 (11-48) vs. Rice, 11/22/12
<b>Lowest FG pct. allowed - ACC game:</b> .292 (14-48) vs. Wake Forest, 2/16/13
<b>Highest 3-pt pct. allowed:</b> .625 (10-18) vs. North Carolina, 1/29/12
<b>Highest 3-pt pct. allowed - ACC game:</b> .625 (10-18) vs. North Carolina, 1/29/12
<b>Lowest 3-pt pct. allowed:</b> .091 (1-11) vs. NC State, 3/3/13
<b>Lowest 3-pt pct. allowed - ACC game:</b> .091 (1-11) vs. NC State, 3/3/13
<b>Most assists:</b> 22 vs. Maryland, 2/27/13
<b>Fewest assists:</b> 4 vs. Virginia, 1/19/12
<b>Most turnovers:</b> 24 vs. Florida State, 2/1/12
<b>Fewest turnovers:</b> 6 vs. Virginia, 1/19/12; Wake Forest, 3/3/12

16-point effort matched his best in an ACC regular-season game, and the 21-point effort was his career best to date.

- **Georges-Hunt scored just two field goals** in Tech's win over No. 6 Miami, but one of them was his game-winning putback at the final horn, and he assisted on two of the other three field goals Tech scored in the final five minutes of the game.

- **Georges-Hunt** reached double digits in scoring in 19 of 31 games and was Tech's leading scorer all season. He ranked fourth among ACC freshmen in scoring average and in double-digit games.

- **Daniel Miller** led the ACC and ranks 50th nationally in blocked shots (2.06 per game). He became the 26th ACC player to reach 200 blocked shots for his career and surpassed Malcolm Mackey for third place on the all-time Tech list.

- **Brandon Reed** hit 16-of-34 threes in 12 games coming off the bench, shot 42.1 percent from three-point range in ACC games and 38.4 percent in all games, both career bests.

- **Reed** had just five turnovers in the last nine games, and was the only player among Tech's top seven scorers with fewer turnovers than games played this season.

- **Mfon Udofia** had 34 assists and 13 turnovers in his last 11 games.

- When **Solomon Poole** was effective coming off the bench, Tech has won big games. The Jackets won by 10 at Virginia Tech after Poole played 17 minutes (1-3 FG, 2 assists), defeated Maryland by 10 at home when he played 10 minutes (2 assists) and won at No. 6 Miami when he played 16 minutes (2-2 FG, 1 assist). Those are his only games with double-figure minutes since the beginning of February.

### Making History

Georgia Tech has made a little bit of history during its first two seasons under head coach Brian Gregory.

The first came quickly, a 68-56 win over Georgia in Athens last Dec. 7, the team's first victory in Athens in 35 years. The second came Feb. 9 with the Yellow Jackets' 64-54 win over Virginia Tech at Cassell Coliseum, the program's first-ever victory in Blacksburg after seven losses.

Tech had its first back-to-back ACC road wins since the 2007-08 season (Virginia Tech, Wake Forest), after winning just three of its last 36 ACC road games dating back to the 2008-09 season.

Like his two predecessors, Brian Gregory captured his first career ACC victory on the road (82-71 over NC State on Jan. 11). Bobby Cremins defeated Maryland for his first, 45-43 on Dec. 23, 1981, while Paul Hewitt won at Virginia, 73-68, on Jan. 9, 2000.

Unlike his two predecessors, however, Gregory has won in his first two tries against state-rival Georgia.

On March 6, Tech beat a top-10 team on the road (No. 6 Miami) for the first time since 2004.

### Boardwork Empire

One of the cornerstones of head coach Brian Gregory's philosophy is that everybody rebounds and Tech wins the rebounding battle every game.

- After getting outrebounded in its first three ACC games this season by an average of 9.3, Tech outrebounded 11 of the last 17 teams it played (one tie). In a late three-game stretch, Tech outrebounded the No. 1 (Maryland), No. 2 (NC State) and No. 3 (Miami) teams in the ACC in rebound margin against league foes by an average of 4.0.

- Tech ranked fourth in the ACC and 97th in the nation in rebound margin (+2.8), including double-digit margins in seven games. Last season, Tech ranked third in the ACC and 60th nationally in rebound margin (+3.5).

- Tech has outrebounded 35 of its 62 opponents under Gregory, with three ties, and 29 of its 36 ACC opponents.

- Tech has had a double-figure rebound game 10 times - Robert Carter, Jr. (five times), Daniel Miller (five) and Marcus Georges-Hunt (once).

- Tech averaged 11.4 offensive rebounds this season, third-best in the ACC.

- Tech has won the rebounding battle in 20 of its 27 wins under Gregory, and is 4-17 when it has lost the rebounding battle.

### Case for Tech's Defense

- Tech ranked 33rd in the nation in adjusted defensive efficiency as calculated by Ken Pomeroy, allowing 91.6 points per 100 possessions. Miami (18), Virginia (20) and Duke (23) ranked ahead of Tech among ACC teams.

- Only eight opponents have shot 50 percent from the floor against Tech since Brian Gregory became head coach. NC State (Jan. 9), Florida State (Feb. 5), Virginia (Feb. 24) and Boston College (twice) did so in 2012-13.

- Tech has held 25 teams (eight ACC teams) under 60 points since Brian Gregory arrived and allowed only 12 to score as many as 70.

- The Yellow Jackets have held 27 of 61 foes under 40 percent from the floor under Gregory, seven under 30 percent. This season, 12 opponents have failed to shoot 40 percent, and five of those were under 30 percent.

- NC State (Jan. 9), Virginia (Feb. 24) and Boston College (in the ACC Tournament) were the only teams to reach 80 points against Tech this season.

- **Defense without fouling** - Tech ranked 63rd nationally in scoring defense and 50th in field goal percentage defense, yet was also No. 92 in fewest fouls committed per game (16.7).

- **Defending the three** - Only three teams in the ACC surrendered fewer three-point field goals this season than did Tech. Tech ranked fifth in the ACC and 95th nationally in three-point percentage defense.

- Tech gave up 62.6 points per game last year, which was the program's fifth lowest yield going back to the 1955-56 season, the first year statistics are available. This season's yield was 62.4 ppg, which ranks fourth.

- Only one other Tech team (1984-85, 59.4 ppg) surrendered fewer points per game vs. the ACC than did Brian Gregory's first Tech team (65.5). This year's yield of 67.1 ppg ranked fourth-lowest since the Jackets joined the ACC.

- Only three Tech teams since 1960 limited ACC teams to a lower field goal percentage than last year's team (40.3 pct.). Only four Tech teams

# TECH NOTEBOOK

## TECH ALUMNI IN THE NBA

Player	Team
Chris Bosh	Miami Heat
Will Bynum	Detroit Pistons
Derrick Favors	Utah Jazz
Jarrett Jack	Golden State Warriors
Anthony Morrow	Dallas Mavericks
Iman Shumpert	New York Knicks
Thaddeus Young	Philadelphia 76ers

## OTHER TECH ALUMS IN PRO BALL

Tony Akins	Goyang Orions (South Korea)
Alade Aminu	Karsiyaka (Turkey)
D'Andre Bell	Chiba Jets (Japan)
Lewis Clinch	Caneros (Dominican Republic)
B.J. Elder	Pall. Trento (Italy)
Shaun Fein	Antibes (France)
Zam Fredrick	Barsy Atyrau (Kazakhstan)
Gani Laval	Acea Virtus RM (Italy)
Stephon Marbury	Beijing Ducks (China)
Anthony McHenry	Ryukyu Golden Kings Okinawa (Japan)
Moe Miller	Groningen (Holland)
Ismail Muhammad	Bakersfield (NBDL)
Ed Nelson	9 de Julio (Argentina)
Jim Nyström	Solna Vikings (Sweden)
Zachery Peacock	Fraport SKY (Germany)
Glen Rice, Jr.	Rio Grande Valley (NBDL)
Luke Schenscher	Adelaide 36ers (Australia)
Jeremis Smith	Pioneros (Mexico)
Lance Storr	BC Jyvaskyla (Finland)
Mario West	Caneros (Dominican Republic)

## TECH IN THE ACC-BIG TEN CHALLENGE

Overall record: 4-8 (Home: 3-3, Away: 1-5)

Date	Result	Opponent	TR	OR
11/28/12	aL 62-75	Illinois	-	22/22
11/29/11	hL* 60-76	Northwestern	-	-
11/30/10	aL 71-91	Northwestern	-	-
2009	did not participate		-	-
12/30/08	hL 83-85	Penn State	-	-
11/27/07	aL 79-83	Indiana	-	15/15
11/28/06	hW 77-73	Penn State	21/24	
11/30/05	aL 88-86	Michigan State	-	13/14
11/30/04	hW 99-68	Michigan	4/4	-
12/3/03	aW 73-53	Ohio State	13/15	-
12/4/02	aL 63-64	Minnesota	-	20/17
11/28/01	hW 62-61	Wisconsin	-	-
11/28/00	aL 67-85	Iowa	-	-
12/1/99	hL* 77-80	Michigan	-	-

\*Philips Arena, Atlanta, Ga.

## TECH'S 20-WIN SEASONS

Year	Overall	Conf.	Post-season
2010	22-12	7-9	NCAA
2007	20-12*	8-8	NCAA
2005	20-12	8-8	NCAA 2nd round
2004	28-10*	9-7	NCAA runner-up
1996	24-12*	13-3	NCAA Sweet 16
1992	23-12*	8-8	NCAA
1990	28-7*	8-6	Final Four
1989	20-12*	8-6	NCAA
1988	22-10*	8-6	NCAA
1986	27-7*	11-3	NCAA Sweet 16
1985	27-8*	9-5	NCAA Elite Eight
1971	23-9*	na	NIT runner-up
1963	21-5*	10-4	none
1960	22-6*	11-3	NCAA Sweet 16

\*won 20 games by end of regular season

in the ACC era have posted a better field goal percentage yield against the conference (43.2 pct. last year). Tech allowed ACC teams 42.5 percent this season, which became the third-best figure.

## Streaks of Note

- **Daniel Miller** has started 93 consecutive games, the team's longest streak. He is the only returning player to start every game the last three seasons. He has not missed a game in his Tech career.

- Tech has made at least one 3-point field goal in 259 straight games, dating back to an 0-for-5 effort against Duke on Feb. 23, 2005. The Jackets came close to breaking that streak twice last season - Saint Joseph's (1-for-12) and Virginia (1-for-15).

## Notable Career Milestones

- Head coach **Brian Gregory** needs one victory to reach 200 in his head coaching career.

- **Mfon Udofia** surpassed 900 points for his career against Virginia and finished his career at 977.

- **Kammeon Holsey** surpassed 600 career points at Virginia Tech (has 666).

- **Daniel Miller** surpassed 600 career points against Maryland (now has 648).

- **Miller** surpassed 500 career rebounds Feb. 14 against Clemson (he has 563).

- **Miller** reached third place in career blocked shots at Tech (206), surpassing Malcolm Mackey (1990-93) and became the 26th ACC player to accumulate 200 career blocks.

- **Udofia** reached 18th place on Tech's career assist list with 283

- **Jason Morris** needs 10 points for 500 in his career.

- **Udofia** played in 128 games during his career, the second most all-time at Tech and two shy of the record held by Malcolm Mackey, Marvin Lewis and Anthony McHenry. He played 3,251 minutes (18th all-time) and made 97 starts.

- **Brandon Reed** surpassed the 800-point plateau for his career against Florida State. He now has 860, including 469 as a freshman at Arkansas State.

## Price Honored as ACC Tourney Legend

All-America point guard Mark Price (Enid, Okla.), who was the focal point of the resurgence of the Bobby Cremins-coached Georgia Tech teams of the mid-1980's, is among 13 individuals to be honored as part of the Atlantic Coast Conference's 2013 Men's Basketball Legends Class.

Price (1982-86), the point guard leader of Georgia Tech's basketball resurgence under head coach Bobby Cremins, is one of only four players in ACC history to earn first- or second-team All-ACC honors in each of his four varsity seasons. Price earned 2nd-team All-ACC honors in 1983, leading the conference in scoring as a freshman and earning ACC Rookie of the Year honors. He then was named 1st-team All-ACC in 1984, 1985 and 1986 joining on North Carolina's Tyler Hansborough, Virginia's Jeff Lamp and Duke's Johnny Dawkins as four-year All-ACC honorees.

A three-time All-America, he was a first-team

selection in 1985. Price helped Tech post a four-year record of 85-41 for a program which was 14-40 in the two years before he arrived in Atlanta. Price also led the Jackets to earn a bid to the NIT in 1984 and NCAA appearances in 1985 and 1986, as Tech reach the NCAA East Regional finals in 1985 and the Southeast Regional semifinals in 1986. Price was named the winner of the Everett Case Award as the Most Outstanding Player in the 1985 ACC Tournament in Atlanta as he led Tech to its first ACC Basketball Championship.

A finalist for the Wooden and Naismith National Player of the Year Awards in 1986, he was the first pick of the second round of the 1986 NBA Draft by Dallas, which promptly traded him to Cleveland. He went on to a 12-year career in the NBA, the first nine with Cleveland. A four-time NBA All-Star and named to the 1993 All-NBA first-team, Price played a total of 722 NBA games, scoring 10,989 points and averaging 15.2 points and 6.7 assists per game. His career free throw percentage of 90.4 is the best in NBA history, and he compiled a field goal percentage of 47.2 percent and 40.2 percent from three-point range.

After retiring from the NBA at the end of the 1998 season, he began a career in coaching, including spending one season as an assistant to Cremins at Georgia Tech. Originally a native of Enid, Okla., he now resides in Orlando, Fla.

## Tech Storylines

- Georgia Tech's primary goals are always to play solid team and one-on-one defense, win the rebounding battle and be efficient on offense. Brian Gregory prefers to fuel the Yellow Jackets' transition game with superior defensive rebounding rather than by playing the passing lanes and gambling for steals.

- Tech has defeated its in-state rival, Georgia, in consecutive years for the first time since winning three straight from 1992-94.

- The Yellow Jackets' third-place finish in the DirecTV Classic was their best finish in a holiday tournament since finishing third in the 2007 Paradise Jam.

- Robert Carter, Jr., and Marcus Georges-Hunt became the first pair of freshmen to start a season opener for Tech since Derrick Favors and Mfon Udofia did so against Florida A&M on Nov. 14, 2009.

- Marcus Georges-Hunt was named ACC Rookie of the Week twice (Nov. 26, Dec. 10), the first Tech freshmen to earn that honor since the 2009-10 season, when Derrick Favors won it four times. Robert Carter, Jr., won the honor once later in the season.

- Heyward sat out the 2012-13 season after tearing the ACL in his left knee in late June and undergoing surgery in August. His rehab progress had gone extremely well when he re-injured the same knee in an unsupervised activity in December and had to have surgery again on Dec. 13. He is still expected to play in 2013-14, but will miss much of the off-season work required of Tech players.

- Tech's recruiting class of 2013 features three signees, one of whom graduated early and actually played for the Yellow Jackets in the 2012-13 season - 6-0 guard Solomon Poole of Jacksonville,



# TECH NOTEBOOK

## GAMES STARTED

	Consec.	2012-13	Career	Career ACC
Chris Bolden	3	15	15	15
Robert Carter, Jr.	31	31	31	18
Marcus Georges-Hunt	27	30	30	19
Kammeon Holsey	0	0	43	27
Pierre Jordan	1	1	2	2
Daniel Miller	93	31	93	53
Jason Morris	1	1	26	19
Stacey Poole, Jr.	0	0	0	0
Brandon Reed	0	15	*73	17
Julian Royal	0	0	0	0
Mfon Udofia	50	40	97	47


\*includes starts at Arkansas State

Career ACC includes ACC Tournament starts

## DOUBLE FIGURES OFF THE BENCH IN 2012-13

Player	Points	Opponent/Date
Bolden	12	Tulane, 11/9/12
Holsey	*18	Tulane, 11/9/12
Holsey	14	California, 11/23/12
Georges-Hunt	11	California, 11/23/12
Morris	10	Illinois, 11/28/12
Holsey	*14	Illinois, 11/28/12
Holsey	11	Alabama State, 12/17/12
Holsey	*14	The Citadel, 12/22/12
Holsey	10	Chattanooga, 1/2/13
Holsey	10	Chattanooga, 1/2/13
Bolden	10	Virginia Tech, 1/12/13
Holsey	*18	North Carolina, 1/23/13
Holsey	14	Clemson, 1/29/13
Holsey	12	Virginia, 2/3/13
Holsey	13	Virginia Tech, 2/9/13
Holsey	10	North Carolina, 2/19/13
Reed	17	Maryland, 2/27/13

\*team-high



## T-E-C-H

More evidence of Brian Gregory's nod to Georgia Tech's past can be found in Georgia Tech's new uniforms this year.

This year's jerseys feature the name "TECH" in block lettering on the front, with the team name and the numerals on the front and back outlined and shadowed, reminiscent of the Yellow Jackets' uniforms of the late 1960s and early 1970s, when Rich Yunkus was the star.

Tech has white, gold and blue versions of the new uniforms.

Fla., 6-8 forward Quinton Stephens from Atlanta, and 6-0 guard Travis Jorgenson from Columbia, Mo. Poole graduated from high school early, however, and became eligible to play Dec. 14. Jorgenson and Stephens will enroll for the summer 2013 term.

Tech's 2012-13 team featured 13 of 15 players from the state of Georgia, unprecedented in the history of Yellow Jacket basketball. Stacey Poole, Jr., and his brother Solomon, from Jacksonville, Fla., are Tech's only players from outside the state. Next year's team will include only three out-of-state players.

Two Tech players transferred out of the program. Brandon Reed, who played off-guard two seasons for Tech, was on track to graduate at the end of the summer term and will transfer back to Arkansas State, where he played his freshman year and was named Sun Belt Conference Freshman of the Year. Julian Royal, a frontcourt reserve for two seasons, transferred to George Mason.

Only three Tech players were on the last Yellow Jacket team to play in Alexander Memorial Coliseum - rising seniors Kammeon Holsey, Daniel Miller and Jason Morris.

Only two players remain on the Tech roster who were in the program the last time Tech played in the NCAA Tournament (2010) - Daniel Miller and Kammeon Holsey - and both red-shirted that season.

## Tech's "Poole" of Talent Expands Mid-Season

The end of the fall semester at Georgia Tech marked the beginning of Yellow Jacket careers of brothers Stacey, Jr., and Solomon Poole of Jacksonville, Fla.

Stacey, Jr., the elder brother, transferred from Kentucky and enrolled at Tech last January. The 6-4 wing player has practiced with the Yellow Jackets since last January, became eligible after the fall semester and made his debut Dec. 22 with 21 minutes against The Citadel.

His younger brother, Solomon, was one of the nation's more highly-sought players, a 6-foot guard who was rated a five-star player and as high as No. 14 among all players in the class of 2013. An all-state player at Terry Parker High School in 2011-12, Solomon finished his high school courses and graduated from North Florida Educational Institute and was admitted to Tech in early December. He began to practice with the Yellow Jackets on Dec. 15, and made his debut Dec. 17 against Alabama State.

## Jackets Finish Third at DirecTV Classic

Forcing 21 turnovers and hitting seven three-point shots, Georgia Tech overcame a four-point halftime deficit and defeated Saint Mary's, 65-56, to capture third place in the DirecTV Classic in Anaheim, Calif.

Junior guard Brandon Reed notched a career-high 19 points on 6-of-8 shooting with four threes to lead the victory, combining with three other Yellow Jackets to limit the Gaels' star Matthew Dellavedova to five points (1-8 FG) and force five turnovers from him.

Senior guard Mfon Udofia (12.0 ppg) and freshman Marcus Georges-Hunt (11.0 ppg) led the Yellow Jackets offensively in the tournament,

while Tech limited its three foes to 34.6-percent shooting from the floor and 28.1 percent from three-point range.

The 36 points by Rice on Thanksgiving night were the fewest scored by a Tech opponent in the modern era (1949-50 season to the present). The previous low as 37 by Alabama State in 2004 and Wofford in 1977.

The 22.9 percent shot by Rice from the floor was the second-lowest ever by a Tech opponent and the lowest since Kentucky hit just 16.3 percent (13-for-80) against the Yellow Jackets on Jan. 2, 1960. Howard (in 1957) and Alabama (in 1962) each shot 23.0 percent (17-for-74).

## Tech Signs Three in Class of 2013

Head coach Brian Gregory and his staff signed three high school basketball players from the class of 2013, 6-0 guard Travis Jorgenson of Columbia, Mo., 6-0 guard Solomon Poole of Jacksonville, Fla., and 6-8 forward Quinton Stephens of Atlanta.

Poole, an all-state guard in 2011-12 at Terry Parker High School in Jacksonville, where he averaged 21 points a game, already joined his older brother, sophomore Stacey, Jr., on the Yellow Jackets' team by graduating from high school early and enrolling at Tech in December. He was rated a five-star prospect by Rivals and as high as 14th among all prep players. Poole attended the North Florida Educational Institute in the fall and played on the AAU circuit for the Atlanta Celtics. His father, Stacey, played college ball at Florida.

Stephens, a two-time all-state selection from The Marist School in Atlanta, is a 3-star prospect in all three major recruiting rankings and ranked as high as No. 78 nationally, No. 18 among the nation's small forwards. He averaged 19.3 points, 8.8 rebounds and 2.7 assists for the War Eagles last year. He becomes the first scholarship player for the Yellow Jackets from Marist since Matt Harpring, who played 11 years in the NBA and is the No. 2 all-time leading scorer at Tech. Stephens played AAU ball for the Atlanta Express. His father, Bob, played at Drexel collegiately and overseas for more than 10 years.

Jorgenson played his senior year (2012-13) at the New Hampton School in New Hampton, New Hampshire, helping lead the Huskies to a 17-12 record this past season while averaging a team-high 13.2 points and 5.0 assists per game while also averaging 4.1 rebounds and shooting 32 percent on three-point field goals. A 3-star prospect by Scout.com, he is ranked No. 138 among all 2013 prep seniors. Prior to joining the New Hampton program, Jorgenson starred at Rock Bridge High School in Columbia, Mo., earning all-state honors from both coaches and media his sophomore and junior seasons. He helped the school to a three-year record of 71-18 and two top-8 state playoff finishes.

## Past Meets Present

Carrying on coach Brian Gregory's ongoing efforts to reach out to Georgia Tech's storied past while building for the future, Georgia Tech welcomed back more than 150 former players, coaches and staff for its season opener Nov. 9 against Tulane.

The effort was led by legendary Tech coach

# TECH NOTEBOOK

## GEORGIA TECH'S

### CONFERENCE AFFILIATIONS

Southern Conference	1922-32
Southeastern Conferenc	1933-64
Metro Conference	1975-78
Atlantic Coast Conference	1979-present

### MOST FREQUENT NON-ACC FOES

Alabama*	28-41
Auburn*	61-53
Florida*	26-20
Georgia*	103-86
Kentucky*	15-56
Louisville	13-15
Mercer	28-17
Mississippi State*	16-13
South Carolina	24-18
Tennessee*	27-42
Tulane*	36-33
Vanderbilt*	33-38

\*SEC member while Tech was a member (1932-64)

## TECH AT NON-BCS OPPONENT VENUES

### SINCE 2000

Date	Opponent	Conference	Result
12/29/11	Fordham	A-10	L 66-72
12/3/11	Tulane	C-USA	L 52-57
12/22/10	Siena	MAAC	L 57-62
11/15/10	Kennesaw State	A-Sun	L 63-80
1/2/10	Charlotte	A-10	W 76-67
12/14/09	Chattanooga	SoCon	W 95-64
11/22/08	Mercer	A-Sun	W 82-76 (ot)
11/11/07	Tennessee State	OVC	W 99-85
1/10/06	Centenary	Summit	W 85-69
12/28/05	Air Force	Mt. West	L 46-54
11/22/04	Illinois-Chicago	Horizon	W 60-59
11/23/03	Cornell	Ivy	W 90-69
1/2/03	Tulane	C-USA	L 66-80
2/16/02	Saint Louis	C-USA	W 60-40

### SEASON DOUBLE-DOUBLES

Since 1953, eight Georgia Tech players have averaged double figures in points and rebounds for an entire season.

Player	Year	PPG	RPG
Alvin Jones	2001	13.4	10.4
Malcolm Mackey	1993	15.6	10.2
Malcolm Mackey	1991	15.3	10.7
Rich Yunkus	1971	25.5	11.1
Rich Yunkus	1970	30.1	12.0
Rich Yunkus	1969	24.1	11.0
Jim Caldwell	1965	17.4	13.8
Jim Caldwell	1964	14.0	14.0
Jim Caldwell	1963	13.7	10.9
Dave Denton	1958	12.0	10.9
Lenny Cohen	1957	13.4	11.1
Dick Lenholt	1955	10.0	10.6
Pete Silas	1953	17.0	13.7

Bobby Cremins, who formed a committee to reach out to former members of the program from every decade possible. They had a reception before the game and were all recognized at halftime, one-by-one, as they surrounded the court.

Many of Tech's former stars were at the game, including its first All-American, Roger Kaiser, all-time leading scorer Rich Yunkus, the 1985 Thin Gold Line of John Salley, Yvon Joseph and Bruce Dalrymple, and 1993 ACC Championship team stars Drew Barry, Travis Best and James Forrest, and 1996 ACC regular-season champion members Matt Harpring and Michael Maddox.

Tech's entire starting lineup from the 1990 Final Four and ACC Championship team attended, including the Lethal Weapon 3 trio of Kenny Anderson, Brian Oliver and Dennis Scott, and past players Malcolm Mackey and Johnny McNeil.

### Hello to The Hank

Georgia Tech played its first season in a building that was, for all intents and purposes, brand new. The only physical elements of McCamish Pavilion that remain from the venerable Alexander Memorial Coliseum are the roof, which has been re-covered, and the 32 steel ribs that support it.

The capacity of McCamish Pavilion is 8,600, including 1,665 seats in the new balcony level and 6,935 seats in the lower seating bowl. There are no suites, but there is a premium club area that seats 500. Alexander Memorial Coliseum seated 9,191 spectators in its final configuration.

The most striking features of McCamish Pavilion are its grand entrance, which fronts 10th and Fowler Streets, the ability for patrons to view the court from the main concourse nearly all the way around, and the theatrical lighting system, which bathes the court in bright light while leaving the seating areas dark, modeled after the Staples Center in Los Angeles and Madison Square Garden in New York.

Tech played 55 seasons in Alexander Memorial Coliseum, compiling a record of 556-194 (.741). Miami was the last team to play Tech in Alexander Memorial Coliseum, a game Tech won, and was the first ACC team to play in McCamish Pavilion on Jan. 5, which Miami won. For the 2011-12 season, Tech played its home games at Philips Arena and the Arena at Gwinnett.

Other facts about the first game in McCamish Pavilion:

**Head coaches:** Brian Gregory of Georgia Tech, Ed Conroy of Tulane

**Officiating crew:** Karl Hess, Gary Maxwell, Raymond Styons

**TV announce crew:** Tom Werme, Cory Alexander (ACC Network)

**First Tech points:** Marcus Georges-Hunt (2 FT, 18:13, 1st half)

**First basket:** Tulane's Josh Davis (18:44, 1st half)

**Attendance:** 8,600

### They Said it...

• "No, and that's no offense to Maryland. We beat Georgia twice. We can have great wins, but this is still Georgia Tech now," - **Tech head coach Brian Gregory when asked if Tech's Feb. 27 Maryland victory was his best as a Tech head coach**

• [Robert] Carter was tremendous. He was

good. We couldn't guard him. We had no one who could guard Robert Carter," - **Maryland head coach Mark Turgeon**

• "I thought Georgia Tech was great. They made shots. Their bench was great. They played smarter than we played. They got to the foul line a lot more than we did. They were good. Georgia Tech was really good." - **Maryland head coach Mark Turgeon**

• "I think their size inside is a difficult matchup problem for a lot of people, and I think their younger players on the perimeter, Bolden and Marcus Georges-Hunt are good players." - **Clemson head coach Brad Brownell**

• "I think Coach Gregory has done a tremendous job. In fact, I told our players coming into this game I thought they were executing a lot better than we were. I thought the fact that they had been doing such a good job motivated our guys and got our attention." - **Florida State head coach Leonard Hamilton**

• "They've really gotten better, and it's just they've had a tough, tough opening part of the conference play. They'd had by far the most difficult schedule in the league. They are going to be a load for anybody as the second part of the season starts." - **North Carolina coach Roy Williams**

• "That's something Tech's guys do very well - they normally get inside position and can score. They're very big, they're very physical, but so are we and so are all the ACC teams. This is a league that prides itself on being very big." - **Miami coach Jim Larranaga**

• "Brian Gregory has done a great job. Wow, has he done a great job. He's got young kids. They defend, they rebound, they kicked our tail on the glass, and we're usually pretty good on the glass. They won the game on the glass. They weren't real sharp, and they still won. That's a compliment to him and having his guys ready to come out in the second half and just whip our tail on the glass." - **Chattanooga coach John Shulman**

• "I think [Gregory has] done a wonderful job. I think you build with defense, and they are a much better defensive team than they were last year. I'm very impressed watching tape of them. They are playing within themselves, and they understand what their jobs are out there." - **Fordham coach Tom Pecora**

• "After the game, I congratulated Daniel Miller. He's becoming a really good player. He understands what he can and can't do. He's very disciplined around the basket. He's a big son-of-a-gun, so he takes up some great space. I think he's got a bright future. I think Georgia Tech is moving in the right direction." - **Fordham coach Tom Pecora**

• "They're both good ball clubs. Florida is one of the top 10 in the country. They move the ball well and crash the boards well. So does Tech. They both have really great teams and they're very well-coached. That's about all I can say about them because they are both very good ball clubs." - **Alabama State coach Lewis Jackson when asked to compare his team's opponents Florida and Tech**

• "This place has a chance to become a special home court. The crowd is on top of you, it's really loud and the students are tremendous." - **Tech coach Brian Gregory on McCamish Pavilion**

• "They're notorious, as are the coaches in

# TECH NOTEBOOK

## TECH AT OFF-CAMPUS ATLANTA VENUES

### Philips Arena

12-1-99	Michigan <sup>2</sup>	L 77-80
12-11-99	Stanford <sup>1</sup>	L 61-64 (ot)
12-9-00	Kentucky <sup>1</sup>	W 86-84
12-16-01	Syracuse <sup>1</sup>	W 96-80
12-15-02	Tennessee <sup>1</sup>	L 69-70
12-13-03	Saint Louis <sup>1</sup>	W 75-62
12-11-04	Air Force <sup>1</sup>	W 64-42
11-29-11	Northwestern <sup>2</sup>	L 60-76
1-3-12	Alabama	L 48-73
1-7-12	Duke	L 74-81
1-19-12	Virginia	L 38-70
1-24-12	Miami	L 49-64
2-4-12	Boston College	W 51-47
2-9-12	NC State	L 52-61
2-21-12	Clemson	L 37-56
2-25-12	Maryland	W 63-61
3-3-12	Boston College	W 69-62
3-8-12	Miami <sup>4</sup>	L 36-54

### Arena at Gwinnett Center

11-11-11	Florida A&M	W 92-59
11-14-11	Delaware State	W 70-52
11-23-11	Siena	W 72-44
12-19-11	Alabama A&M	W 65-54
12-22-11	Mercer	L 59-66

### Georgia Dome

12-19-92	Louisville <sup>1</sup>	W 87-85
12-18-93	Vanderbilt <sup>1</sup>	W 86-77
12-17-94	Louisville <sup>1</sup>	L 72-77
11-15-95	Manhattan <sup>3</sup>	W 87-67
11-17-95	Oklahoma <sup>3</sup>	W 83-72
12-16-95	Louisville <sup>1</sup>	W 88-77
12-21-96	Kentucky <sup>1</sup>	L 59-88
12-20-97	Louisville <sup>1</sup>	W 94-86
12-13-98	Kentucky <sup>1</sup>	L 39-80
3-9-01	Virginia <sup>4</sup>	W 74-69
3-10-01	North Carolina <sup>4</sup>	L 63-70
2-11-07	Connecticut	W 65-52
3-12-09	Clemson <sup>4</sup>	W 86-81
3-13-09	Florida State <sup>4</sup>	L 62-64

<sup>1</sup>Chick-fil-A Classic for Kids; <sup>2</sup>ACC-Big Ten Challenge

<sup>3</sup>Pre-Season NIT; <sup>4</sup>ACC Tournament

## GEORGIA TECH'S HOME COURTS

Peachtree Auditorium	1905-06
Cable Piano Company Hall	1908-09
Crystal Palace	1912-13 through 1913-14
City Auditorium	1919-20 through 1934-35
Atlanta Athletic Club	1919-20
Luckie Street YMCA	1919-20
Temporary Gym	1924-25 through 1930-31
Naval Armory	1935-36 through 1936-37
Heisman Gym	1938-39 through 1955-56
Alexander Memorial Coliseum	1956-57 through 2010-11
The Omni	1995-96
Georgia Dome	1995-96
Philips Arena	2011-12
McCamish Pavilion	2012-13 to the present

that family, for rebounding, and their niche (is) in the area of rebounding; they're terrific on the glass, and they're physical," - *Illinois head coach John Groce*

• "Their size is impressive, they stayed really patient, they really make you guard them inside. They're looking for inside presence. They're constantly looking for their post guys, they're taking advantage of you helping, and when you help inside, they had some looks. But inside they battle you and they test you. Because they're big and strong inside - they kind of know their identity." - *Rice coach Ben Braun*

• "We wanted this kind of challenge. I have tremendous respect for Coach [Gregory], the Georgia Tech program and Coach [Bobby] Cremins. I was excited about the opportunity to come here and I wanted that for our program. I'd do it all over again. I know it's a tough assignment on the road the first game of the year, but I thought our guys handled that part of it well." - *Tulane coach Ed Conroy on the challenge coming in and opening Tech's new arena*

• "They have more bodies and are stronger. At least tonight, they were a lot more physical and I think that showed in their emphasis on the boards. I thought they really moved the ball well side-to-side offensively. They didn't take really any bad shots." - *Conroy on the difference between this Tech team and the one Tulane defeated in 2011-12*

• "I really like Coach (Brian) Gregory and his staff. They're going to be fine. He's a great coach. I spent a lot of time over at Tech working out and watching the team this past summer. They're going to be good. It's his first year, so he's got to get everything like he wants to get it. Once he does it, it's going to be great." - *former Tech star Anthony Morrow (now with the Dallas Mavericks)*

• "They're trying to build that culture of commitment to each other and to defense. They're not there yet, but this guy will get it done." - *ESPN analyst Doris Burke on Brian Gregory*

• "His background is of championship ilk. So his team is going to play that way." - *Duke head coach Mike Krzyzewski on Brian Gregory*

### Seven Jackets on NBA Rosters

Seven former Georgia Tech players were on opening night rosters in the NBA when the league opened its 2012-13 season.

Two players changed teams during the off-season - Jarrett Jack, a seven-year NBA veteran

drafted in the first round in 2005, was traded from New Orleans to Golden State, and Anthony Morrow, a four-year NBA vet, was traded from New Jersey to Atlanta in the off-season, then again to Dallas at the NBA trade deadline on Feb. 21.

Chris Bosh, a first-round draft choice of the Toronto Raptors in 2003, is now in his third season with the Miami Heat after helping that team to the NBA Championship in 2012.

The list includes second-year guard Iman Shumpert, who enjoyed a fine rookie season last year with the New York Knicks, which drafted him 17th overall in 2012, before he injured his knee.

Derrick Favors, the third overall pick in the 2011 NBA Draft by the New Jersey Nets, is now in his first full season with the Utah Jazz.

Forward Thaddeus Young, the 12th overall pick in 2007, is in his sixth season with the Philadelphia 76ers. Will Bynum, a member of Tech's 2004 Final Four squad, is in his fifth season with the Detroit Pistons.

### ACC Expands Schedule in 2012-13

The ACC implemented an 18-game conference schedule, two more games for each team, for the 2012-13 season. ACC schools had played a 16-game schedule since the 1991-92 season, when Florida State joined the conference, and played every team twice (home and away) until Miami and Virginia Tech joined the ACC for the 2004-05 season.

The league will grow to 14 schools when Notre Dame, Pittsburgh, Syracuse, which accepted invitations to become members last summer, begin competition next year and Maryland exits for the Big Ten. Louisville, which accepted membership last summer, will begin competition at a later date.

### Tech's NCAA Tournament History

Georgia Tech played in the NCAA Tournament five times in 11 seasons under head coach Paul Hewitt and has played in the event 16 times in its history. Fifteen of those appearances have occurred from 1985 to the present.

Tech has a record of 23-16 in NCAA Tournament play, highlighted by its 2004 trip to the NCAA title game as well as a Final Four berth in 1990. The Yellow Jackets have reached the NCAA Sweet 16 seven times (1960, 1985, 1986, 1990, 1992, 1996, 2004).

The 2004 and 2005 appearances were the Yellow Jackets' first back-to-back appearances

## TECH ALL-TIME VS. THE ACC

Opponent	Overall	in ACC	Tourney	Longest Win Streak	Longest Losing Streak	Current Streak
Boston College	9-8	5-7	0-0	4 games (1986-2006)	3 games (2012-present)	Lost 3
Clemson	59-63	31-40	2-0	7 games (1943-66)	14 games (1972-81)	Lost 7
Duke	23-66	19-53	3-7	2 games (5 times)	15 games (1997-2004)	Lost 5
Florida State	27-37	17-23	0-2	5 games (1995-97)	8 games (2007-present)	Lost 8
Maryland	36-39	36-35	4-4	10 games (1984-88)	9 games (1972-81, 2005-10)	Won 2
Miami	7-10	5-10	0-1	4 games (1967-2005)	4 games (2006-08)	Won 1
North Carolina	24-63	22-49	5-4	4 games (2010-11)	20 games (1971-84)	Lost 3
NC State	37-54	29-40	3-3	7 games (1994-97)	9 games (1977-83)	Lost 3
Virginia	39-35	37-34	5-4	9 games (1990-94)	8 games (1981-83)	Lost 1
Virginia Tech	5-14	4-10	1-3	1 game	4 games (2011-13)	Won 1
Wake Forest	38-37	37-35	0-4	12 games (1985-91)	9 games (1965-83)	Won 3

# PLAYER UPDATES

## 11 • Chris Bolden • G • 6-3 • Fr.

- Aggressive scoring guard who gave Tech an offensive boost once ACC play began and developed into a better all-around player.
- Started 15 of the last 16 Tech games (except Senior Night on March 3) and reached double digits in six ... Made his first career start at Duke on Jan. 17 and scored 20 points (7-of-13 FG, 4-of-8 on threes).
- Finished the regular season with 21 points (8-18 FG, 4-8 on 3s) at Miami and 12 points (4-11 FG, 3-7 on 3s) at Boston College.
- Had two of the three highest scoring games by Tech players during the season, the 21-point effort at Miami and the 20-point game at Duke ... At Miami, he made a game-tying three and a layup which gave Tech its first lead with 3:38 left.
- Had been off to a good start to the ACC season even before getting into the starting lineup ... Third on the team in scoring (9.5 ppg) vs. the ACC, and hit 36.5 percent of his threes, 38.5 percent overall, with 25 assists and a team-high 19 steals.
- Averaged 27.5 minutes per game in ACC games after averaging 18.6 per game in non-conference play.
- Scored 14 points with five rebounds in a career-high 37 minutes in the first meeting against Virginia on Feb. 3 ... Scored the game-tying bucket with 3:45 to play, grabbed two big defensive rebounds after that and drained three free throws in the final minute.
- Also had double-digits in both games against North Carolina (10 at Chapel Hill, 12 in Atlanta, 10-of-24 FG).
- Has averaged 2.5 rebounds per game vs. the ACC after taking just 1.5 in the pre-conference schedule.
- Scored 12 points in 23 minutes in his collegiate debut against Tulane (5-10 FG, 2-6 on 3s) with three assists and no turnovers ... Was his season-high until the Duke game.
- Led the team in threes attempted (35-for-115).

### Career Highs

Points: 21, at Miami -- 03-06-13
Rebounds: 5, Virginia -- 2/3/13 ; Florida State -- 2/5/13
Assists: 4, Virginia Tech -- 1/12/13 ; at Virginia Tech -- 2/9/13
Steals: 4, Wake Forest -- 1/26/13 ; at Wake Forest -- 2/16/13
Blocks: 1, 4 times
FG made: 8, at Miami -- 03-06-13
FG attempts: 18, at Miami -- 03-06-13
3FG made: 4, at Miami -- 03-06-13 ; at Duke -- 1/17/13
3FG attempts: 8, at Miami -- 03-06-13 ; at Duke -- 1/17/13
FT made: 5, Virginia -- 2/3/13
FT attempts: 7, Virginia -- 2/3/13
Minutes: 37, Virginia -- 2/3/13

## 4 • Robert Carter, Jr. • F • 6-8 • Fr.

- Earned a spot in Tech's starting lineup for the season-opener and held on to it.
- Tech's second-leading scorer at 9.9 ppg (14 double-digit scoring games, seven in ACC games) and led the team in rebounds (6.7 per game, 12th in the ACC), two ahead of Daniel Miller.
- In ACC games: 9.9 ppg (team-high) and 6.5 rpg (2nd on the team), 44.6 pct. FG, 34.1 pct. on 3s.
- Ranked fifth among ACC freshmen in scoring and double-digit scoring games, second in rebounding and double-digit rebound games.
- Posted his fifth double-double and second in five games with 19 points and 10 boards in Feb. 27 win over Maryland (7-11 FG, 4-4 FT, two assists, two blocks) ... Named ACC Rookie of the Week Monday largely for that effort.
- Knocked down game-winning free throws with 8.7 seconds left in Feb. 16 win at Wake Forest, 4-for-4 in the game, in which he scored 10 points.
- Scored a career-best 20 in the first meeting against Wake Forest, hitting 9-of-10 FG and 2-of-3 threes ... Came up big in the first meeting against Virginia with 14 points (6-8 FG), eight rebounds, three assists and two big blocks.
- Also scored double-doubles Feb. 14 against Clemson (10 pts/11 reb), Chattanooga (13 pts/12 reb) and Alabama State (13 pts/11 reb) ... Within a point or a rebound of getting three others.
- Had six double-digit rebound games, hitting his season high of 12 vs. North Carolina (Jan. 23) and Chattanooga.

- Scored 19 points against UNC Wilmington (8-for-12) and grabbed nine rebounds ... Five of those points came in succession that lifted Tech from a 62-61 deficit to a 66-62 lead, which it did not relinquish late in the game.
- Tried at least one three in 27 of Tech's 31 games (28.1 pct.) ... Hit a big one off a designed play out of a timeout to help Tech hold off Virginia Tech in Blacksburg ... Made 2-of-4 in Tech's win at Miami.
- Received an invitation to compete in the trials for the USA Basketball Under-19 team during the summer of 2013.

### Career Highs

Points: 20, Wake Forest -- 1/26/13
Rebounds: 12, Chattanooga -- 1/2/13 ; at North Carolina -- 1/23/13
Assists: 3, Miami -- 1/5/13 ; Alabama State -- 12/17/12 ; Virginia -- 2/3/13
Steals: 3, The Citadel -- 12/22/12
Blocks: 3, North Carolina -- 2/19/13 ; NC State -- 3/3/13
FG made: 9, Wake Forest -- 1/26/13
FG attempts: 12, Virginia Tech -- 1/12/13 ; Fordham -- 12/29/12 ; UNC Wilmington -- 12/8/12
3FG made: 2, at Miami -- 03-06-13 ; Virginia Tech -- 1/12/13 ; Wake Forest -- 1/26/13
3FG attempts: 4, at Miami -- 03-06-13 ; at Virginia -- 2/24/13 ; Maryland -- 2/27/13
FT made: 6, Virginia Tech -- 1/12/13
FT attempts: 8, Virginia Tech -- 1/12/13
Minutes: 33, Virginia Tech -- 1/12/13

## 32 • Brooks Doyle • G • 6-4 • Fr.

- Non-scholarship player who enrolled at Tech in the summer and began working out with the team.
- Played in seven games ... Hit his first collegiate three and scored four points against Alabama State in five minutes on the floor.
- Got into Tech's season-opener against Tulane and scored a point on a free throw.

### Career Highs

Points: 4, Alabama State -- 12/17/12
Rebounds: 1, Alabama State -- 12/17/12 ; The Citadel -- 12/22/12
FG made: 1, Alabama State -- 12/17/12
FG attempts: 1, vs Rice -- 11/22/12 ; Alabama State -- 12/17/12 ; The Citadel -- 12/22/12
3FG made: 1, Alabama State -- 12/17/12
3FG attempts: 1, vs Rice -- 11/22/12 ; Alabama State -- 12/17/12
FT made: 1, Tulane -- 11/9/12 ; Alabama State -- 12/17/12
FT attempts: 2, Tulane -- 11/9/12 ; Alabama State -- 12/17/12
Minutes: 5, Alabama State -- 12/17/12

# PLAYER UPDATES

## 3 • Marcus Georges-Hunt • F • 6-5 • Fr.

- Started 30 of Tech's 31 games and averaged 28.9 minutes (team-high 30.9 in ACC games), tops among Tech's freshmen, including a career-high 35 at Duke.
- Led Tech in scoring at 10.8 ppg, fourth-best among freshmen in the ACC (9.7 ppg in ACC games) ... He was the only freshman in the ACC to lead his team in scoring.
- Became the sixth Tech freshman to lead the team in scoring, and first since Javaris Crittenton and Thaddeus Young in 2006-07.
- Finished the season with a season-high 21 points (8-for-20 FG, also season highs) against Boston College in the ACC Tournament ... That followed a 16-point performance at Boston College (6-of-10, two 3s) in the final regular-season game.
- Scored just four points at Miami on March 6, but had the game-winning field goal at the buzzer on a tip-in and a career-high six assists in the game ... Scored 16 at Wake Forest on Feb. 16, contributing seven of Tech's last 11 points in the win.
- Reached double figures in scoring in 18 games (nine in ACC games), which is fourth-most among ACC freshmen.
- Struggled shooting the ball early in the ACC schedule, but hit 45-of-103 from the floor in the last nine games (43.7 pct.) ... Shot less than 33 percent over Tech's first five ACC games.
- Named ACC Rookie of the Week twice, first time a Tech player has won that honor since Derrick Favors in 2009-10 (four times).
- Scored season-high 18 points against Georgia (5-10 FG, 3-6 on 3s, 5-8 FT) with six rebounds and two assists ... Scored 14 points on 6-of-8 FG against Tulane in his collegiate debut ... Hit 4-of-5 3s against The Citadel for 12 points ... Scored all 10 of his points in the final nine minutes against UNCW despite playing with four fouls, helping Tech on a closing 16-4 run to win the game.
- Has just 35 turnovers, the best rate on the team (one every 25.6 minutes) and was third on the team with 46 assists ... Committed zero turnovers in nine games.
- Received an invitation to compete in the trials for the USA Basketball Under-19 team during the summer of 2013.

### Career Highs

Points: 21, vs Boston College -- 3/14/13
Rebounds: 11, vs Boston College -- 3/14/13
Assists: 6, at Miami -- 03-06-13
Steals: 2, 5 times
Blocks: 1, at Miami -- 03-06-13 ; at Illinois -- 11/28/12 ; at Virginia Tech -- 2/9/13
FG made: 8, vs Boston College -- 3/14/13
FG attempts: 20, vs Boston College -- 3/14/13
3FG made: 4, The Citadel -- 12/22/12
3FG attempts: 6, Georgia -- 12/4/12 ; vs Boston College -- 3/14/13
FT made: 5, Georgia -- 12/4/12 ; Virginia -- 2/3/13
FT attempts: 8, Georgia -- 12/4/12
Minutes: 35, Duke -- 1/17/13

## 30 • Corey Heyward • G • 6-0 • Fr.

- Sat out the 2012-13 season after tearing the anterior cruciate ligament in his left knee in late June, had surgery in July ... Re-injured the knee and underwent a second surgery on Dec. 13.
- Had rehabbed to the point where he could do certain drills and conditioning in practice.

## 24 • Kammeon Holsey • F • 6-8 ½ • r-Jr.

- One of the ACC's top sixth men who gave Tech good energy off the bench with his aggressiveness in the post after starting all 31 as Tech's 4-man as a sophomore.
- Averaged 8.8 ppg (third on the team) in just 19.3 minutes per game, and was the third-leading rebounder at 4.7 per game ... Hit 55.8 pct. of his shots from the floor (tops on the team).
- Converted 61.4 percent of his free throws, major improvement over his first two years (48.4 pct. as a freshman, 52.7 pct. as a sophomore) ... Second on the team with 83 attempts.
- Did not have a double-digit rebound game, but grabbed as many as eight four times (nine vs. North Carolina and Virginia Tech on the road, eight vs. Duke and Clemson).
- Averaged 8.5 ppg (5th on the team currently), 4.5 rpg and shot 55.5 pct. with six double-digit efforts in ACC games.
- Scored 13 first-half points to help stake the Yellow Jackets to a 37-18 halftime lead at Virginia Tech and 12 in Tech's Feb. 3 win over Virginia.
- Scored in double digits in 12 games ... Scored a season-high 18 twice, reaching that total in just 18 minutes against Tulane (7-9 FG, 4-5 FT) and 21 minutes at North Carolina (8-13 FG).
- Averaged 9.7 ppg and 5.3 rpg in the DirecTV Classic, hitting 10-of-16 FG.
- Needs 34 points to reach 700 for his career, and 22 rebounds to reach 400.
- Scored in double figures in 29 times for his career (15 times last year), and has one career double-double (Maryland on F25 of last year, 16 pts/10 rebounds).
- Missed one game in his career (due to illness as a freshman).

### Career Highs

Points: 21, Delaware State -- 11/14/11
Rebounds: 10, Maryland -- 2/25/12
Assists: 4, Wake Forest -- 1/26/13
Steals: 4, Albany -- 11/17/10
Blocks: 2, 5 times
FG made: 9, Delaware State -- 11/14/11
FG attempts: 13, at North Carolina -- 1/23/13
FT made: 7, NC State -- 2/9/12
FT attempts: 8, NC State -- 2/9/12
Minutes: 32, Boston College -- 1/8/11

## 2 • Pierre Jordan • G • 6-0 • Grad.

- Key member of Tech's team with his ability to spell Mfon Udofia at the point ... Averaged 10 minutes in 49 games at Tech ... Played sparingly, however, in Tech's last 16 games (10 DNPs), and has seen first-half minutes in three.
- Played 10 minutes in Tech's regular-season finale at Boston College when Solomon Poole missed the game due to a death in the family ... Played 17 minutes against Alabama State, career-high five rebounds and two blocked shots.
- Had just 32 turnovers in 490 career minutes at Tech ... Had 24 turnover-free games.
- Scored in 14 of his 28 games in 2011-12, 35.4 pct. FG, and hit 5-of-21 threes ... Scored in just three games his final year.
- Enrolled at Tech in August of 2011 after graduating from Florida State ... Scheduled to complete his degree requirements in the spring.

### Tech Career Highs

Points: 7, at North Carolina -- 1/29/12
Rebounds: 5, Alabama State -- 12/17/12
Assists: 4, at North Carolina -- 1/29/12 ; Siena -- 11/23/11
Steals: 2, 5 times
Blocks: 2, Alabama State -- 12/17/12
FG made: 3, at North Carolina -- 1/29/12
FG attempts: 4, Florida A&M -- 11/11/11 ; Clemson -- 2/21/12 ; Boston College -- 2/4/12
3FG made: 1, 5 times
3FG attempts: 2, Florida A&M -- 11/11/11 ; Alabama A&M -- 12/19/11 ; Clemson -- 2/21/12
FT made: 2, Alabama A&M -- 12/19/11
FT attempts: 2, Alabama A&M -- 12/19/11 ; at Virginia Tech -- 2/18/12
Minutes: 21, Florida A&M -- 11/11/11

# PLAYER UPDATES

## 5 • Daniel Miller • C • 6-11 ½ • r-Jr.

- Tech's fourth-leading scorer (8.4 ppg) and second-leading rebounder (6.6 per game, 13th in the ACC), career highs in both categories.
- Named to the ACC's All-Defensive team.
- Got more aggressive on the offensive end during the latter half of the season, five double-digit scoring games in the last eight.
- Put together some of the best games of his career against ACC foes on the road, including a career-high 17 points in Tech's win at No. 6 Miami (8-of-12 FG) ... Posted his third double-double this season with 11 points and 11 rebounds at Virginia.
- Scored a career-high 16 points at Clemson (8-of-12 from the floor) ... Set previous career-high for points (15) and earned the fourth double-double of his career (10 rebounds) at NC State (7-11 FG, 3 assists, 0 turnovers, 2 blocks in 34 minutes).
- Scored 16 points and grabbed nine rebounds in Tech's win over Maryland, adding three assists and three blocked shots ... Went 12-for-12 from the line, the most free throws by a Tech player since Moe Miller hit 13 in a 2008 game against Virginia Tech, and tied for the fourth most without a miss in Tech history.
- Averaging 9.5 ppg (3rd on the team), team-high 7.3 rpg and shooting 54.3 pct. in ACC games, with 39 assists.
- Didn't need to score to have an impact on the game ... Had the team's second-leading assist total (67) for the season and led the ACC in blocked shots (2.1 pg) ... Had just 47 turnovers and rarely got into foul trouble.
- Had five double-digit rebound games this season, and has nine for his career.
- Had 10 double-digit scoring games this season, six in ACC games ... Has 28 for his career.
- Passed the 500-rebound plateau for his career (now has 563) against Clemson on Feb. 14 ... Surpassed 600 career points against Maryland (has 648).
- Has reached third place at Tech in career blocks (206) ... Is the ACC's active career leader, and is the 26th player in ACC history with 200 for his career.
- Has not missed a game in his Tech career, starting 93 straight, longest streak on the team ... Only Tech player to start every game the last three years ... Leads active Tech players with 53 ACC starts.

### Career Highs

Points: 17, at Miami -- 03-06-13
Rebounds: 15, Delaware State -- 11/14/11
Assists: 6, Tulane -- 11/9/12 ; Delaware State -- 11/14/11
Steals: 4, Duke -- 1/7/12
Blocks: 7, Charleston Southern -- 11/12/10
FG made: 8, at Miami -- 03-06-13 ; at Clemson -- 1/29/13
FG attempts: 14, at Boston College -- 2/29/12
3FG attempts: 1, Virginia Tech -- 1/12/13
FT made: 12, Maryland -- 2/27/13
FT attempts: 12, Maryland -- 2/27/13
Minutes: 45 (2ot), Charlotte -- 1/2/11 ; 36 (regulation), Duke -- 1/17/13

## 14 • Jason Morris • G/F • 6-5 ½ • Jr.

- Potentially explosive scorer when at his best, missed 10 games with plantar fasciitis in his left foot before returning to play two minutes at Wake Forest on Feb. 16 ... Also missed Alabama State and The Citadel in December with the injury, which he aggravated in the ACC opener against Miami.
- In between, he scored nine points each against Fordham and Chattanooga, and gave Tech a boost on the perimeter in those two games by hitting 6-of-7 threes.
- Played 39 total minutes in five games after his return, double digits in two ... Scored five points with four rebounds against NC State.
- Reached double digits once, averaging 3.9 ppg while hitting 34.8 pct. from the floor ... Went 13-for-31 from three-point range.
- Had a solid 6-point, 6-rebound effort off the bench against UNCW, and a career-high nine rebounds against Rice.
- Needs 10 points to reach 500 for his career.

### Career Highs

Points: 22, Wake Forest -- 3/3/12
Rebounds: 9, vs Rice -- 11/22/12
Assists: 4, at Virginia Tech -- 2/18/12

Steals: 4, at Wake Forest -- 3/3/11
Blocks: 3, Alabama A&M -- 12/19/11 ; at Tulane -- 12/3/11
FG made: 8, Wake Forest -- 3/3/12
FG attempts: 16, Wake Forest -- 3/3/12
3FG made: 5, Wake Forest -- 3/3/12
3FG attempts: 7, at Fordham -- 12/29/11 ; Wake Forest -- 3/3/12
FT made: 7, Northwestern -- 11/29/11
FT attempts: 7, Northwestern -- 11/29/11 ; Mercer -- 12/31/10
Minutes: 33, Delaware State -- 11/14/11 ; Duke -- 1/7/12 ; at Virginia Tech -- 2/18/12

## 31 • Aaron Peek • G/F • 6-4 • So.

- Non-scholarship forward who joined the team after a tryout prior to the beginning of practice last October.
- Played in eight games in his career, including five games in 2012-13 ... Played a season-high four minutes against Alabama State ... Did not score.

### Career Highs

Rebounds: 1, Alabama State -- 12/17/12 ; Fordham -- 12/29/12 ; Siena -- 11/23/11
Steals: 1, Fordham -- 12/29/12
Blocks: 1, Wake Forest -- 1/26/13 ; Fordham -- 12/29/12
FG attempts: 1, Fordham -- 12/29/12 ; Siena -- 11/23/11 ; at Savannah State -- 12/10/11
3FG attempts: 1, Siena -- 11/23/11
Minutes: 4, Alabama State -- 12/17/12

## 45 • Solomon Poole • G • 6-0 • Fr.

- Highly-rated guard from Jacksonville, Fla., who signed a letter-of-intent with Georgia Tech in November and moved into the backup point guard role mid-way early in the ACC schedule.
- Made his collegiate debut against Alabama State, and played in 21 games (all 18 ACC games) after becoming eligible, scoring at least two points in 13 games while totaling 21 assists ... Missed the BC game on March 9 due to a death in the family.
- Gave Tech 17 important minutes at Virginia Tech and 16 at Miami while Mfon Udofia sat with foul trouble in each half ... Hit a three-pointer and had two assists at Virginia Tech; went 2-for-2 from the floor with an assist at Miami.
- Averaged 9.5 minutes in ACC games, but struggled shooting the ball (28.9 oct. overall).

### Career Highs

Points: 4, at Miami -- 03-06-13 ; The Citadel -- 12/22/12
Rebounds: 3, at Duke -- 1/17/13
Assists: 4, The Citadel -- 12/22/12
Steals: 2, at Duke -- 1/17/13
FG made: 2, at Miami -- 03-06-13 ; The Citadel -- 12/22/12
FG attempts: 8, at Duke -- 1/17/13
3FG made: 1, 6 times
3FG attempts: 4, at Duke -- 1/17/13
FT made: 2, Alabama State -- 12/17/12
FT attempts: 2, 5 times
Minutes: 18, Duke -- 1/17/13

# PLAYER UPDATES

## 12 • Stacey Poole, Jr. • G/F • 6-4 ½ • So.

- Transfer from Kentucky who enrolled at Georgia Tech for the spring semester and began practicing with the team January 12.
- Became eligible to play for Tech Dec. 15 and gave Tech good energy and toughness on defense off the bench.
- Played in 13 ACC games, averaging 6.2 minutes ... Missed the BC game on March 9 due to a death in the family.
- Made his Tech debut against The Citadel with seven points and five rebounds in 21 minutes ... Followed with five points and five rebounds against Fordham in 11 minutes.
- Best ACC games were Jan. 12 against Virginia Tech (five points and three boards with an assist in 16 minutes) and Jan. 26 against Wake Forest (six points, 3-6 FG in 14 minutes).

### Tech Career Highs

Points: 7, The Citadel -- 12/22/12  
Rebounds: 5, The Citadel -- 12/22/12; Fordham -- 12/29/12  
Assists: 2, Miami -- 1/5/13  
Steals: 1, Virginia Tech -- 1/12/13; at Clemson -- 1/29/13; Fordham -- 12/29/12  
Blocks: 1, Wake Forest -- 1/26/13  
FG made: 3, Wake Forest -- 1/26/13  
FG attempts: 9, The Citadel -- 12/22/12  
3FG attempts: 2, Wake Forest -- 1/26/13  
FT made: 3, The Citadel -- 12/22/12; Fordham -- 12/29/12  
FT attempts: 6, Fordham -- 12/29/12  
Minutes: 21, The Citadel -- 12/22/12

### Kentucky Career Highs

Points: 3, Notre Dame -- 12/8/10  
Rebounds: 2, Winthrop -- 12/22/10; Coppin State -- 12/28/10  
Assists: 1, Boston University -- 11/30/10  
FG made: 1, Notre Dame -- 12/8/10  
FG attempts: 3, Indiana -- 12/11/10  
3FG made: 1, Notre Dame -- 12/8/10  
3FG attempts: 1, four times  
FT made: 1, Coppin State -- 12/28/10  
FT attempts: 2, Coppin State -- 12/28/10  
Minutes: 8, Washington -- 11/23/10

## 23 • Brandon Reed • G • 6-3 ½ • r-Jr.

- Started the first 15 games of the season before giving way to Chris Bolden ... Contributed important minutes, sometimes with scoring, other times on the glass, after he went to the bench.
- Put it all together to help Tech beat Maryland with 17 points (6-9 FG, 3-4 on 3s, 2-3 FT), five rebounds, four assists, two steals and no turnovers in 21 minutes ... Had scored just six points in the four games prior.
- Scored nine points each against Florida State, Virginia Tech and Boston College ... Had four assists and four rebounds in Tech's win at Virginia Tech ... Went scoreless but grabbed six rebounds in win at Wake Forest ... Went 4-for-6 with a three and two assists at BC.
- Led Tech with 14 points (6-of-10 FG, two 3s) with four rebounds and five assists against Alabama State.
- Scored just nine points in Tech's first four games, but had a break-through effort against Saint Mary's at the DirecTV Classic, establishing a Tech career-best with 19 points (6-8 FG, four 3s).
- Gave great effort on the glass, getting seven rebounds against Rice and six against Tulane and Wake Forest (both meetings), and committed just 25 turnovers while dishing 37 assists.
- Hit career-best 38.4 pct. from 3-point range (42.1 pct. in ACC games), a big improvement over his 27.9 pct. last year.
- Has reached double figures in 14 games at Tech.
- Surpassed the 800-point plateau for his career against Florida State (now has 860), including 469 during his freshman year at Arkansas State.
- On track to graduate after summer term, decided to transfer back to Arkansas State for his final year of eligibility.

### Tech Career Highs

Points: 19, vs Saint Mary's -- 11/25/12

Rebounds: 7, vs Rice -- 11/22/12; Northwestern -- 11/29/11  
Assists: 5, UNC Wilmington -- 12/8/12  
Steals: 2, 9 times  
Blocks: 1, Chattanooga -- 1/2/13; Wake Forest -- 1/26/13; Wake Forest -- 3/3/12  
FG made: 6, 6 times  
FG attempts: 13, at Fordham -- 12/29/11  
3FG made: 4, vs Saint Mary's -- 11/25/12; at Fordham -- 12/29/11; at Florida State -- 2/1/12  
3FG attempts: 8, at Florida State -- 2/1/12; at Wake Forest -- 2/15/12  
FT made: 7, at NC State -- 1/11/12  
FT attempts: 8, at NC State -- 1/11/12  
Minutes: 39 (ot), at Virginia Tech -- 2/18/12

### Arkansas State Career Highs

Points: 34, Denver -- 1/30/10  
Rebounds: 9, Arkansas-Little Rock -- 3/6/10  
Assists: 6, MacMurray -- 11/16/09; New Orleans -- 2/6/10; Western Kentucky -- 3/7/10  
Steals: 3, New Orleans -- 2/6/10  
Blocks: 2, South Alabama -- 1/9/10  
FG made: 12, Denver -- 1/30/10  
FG attempts: 23, Denver -- 1/30/10  
3FG made: 5, Western Kentucky -- 2/20/10  
3FG attempts: 10, Arkansas-Little Rock -- 2/4/10; Troy -- 2/27/10  
FT made: 9, Western Kentucky -- 2/20/10; Arkansas-Little Rock -- 2/6/10  
FT attempts: 12, Arkansas-Little Rock -- 3/6/10  
Minutes: 43, Western Kentucky -- 2/20/10

## 1 • Julian Royal • F • 6-8 • So.

- Reserve 4-man and second frontcourt sub off the bench, played sparingly early in the ACC schedule but gave Tech important minutes over the last three weeks.
- In Tech's last seven games, averaged 6-1/2 minutes and hit 8-of-15 shots from the floor.
- Gave Tech 10 minutes at Wake Forest on Feb. 16 when foul trouble limited Tech's bigs, contributing five points and three rebounds ... They were his first points since Jan. 23 at North Carolina ... Scored four points in six minutes off the bench against Maryland.
- Scored 16 points in Tech's five games (7-for-18 FG, nine rebounds) before conference play began after scoring just two in the first seven ... Scored his only other ACC points on a banked-in three at the buzzer at North Carolina.
- Played season-high 16 minutes against The Citadel, 13 against Alabama State, 10 vs. Fordham.
- Elected to transfer to George Mason after the spring semester.

### Career Highs

Points: 11, Miami -- 1/24/12  
Rebounds: 7, Alabama A&M -- 12/19/11  
Assists: 4, Florida A&M -- 11/11/11  
Steals: 2, Maryland -- 2/27/13; at Savannah State -- 12/10/11  
Blocks: 2, Presbyterian -- 11/14/12; at Boston College -- 3/9/13  
FG made: 5, Miami -- 1/24/12; Alabama A&M -- 12/19/11  
FG attempts: 9, at North Carolina -- 1/29/12  
3FG made: 2, at Florida State -- 2/1/12  
3FG attempts: 3, at Florida State -- 2/1/12; Clemson -- 2/21/12; Maryland -- 2/25/12  
FT made: 7, Florida A&M -- 11/11/11  
FT attempts: 8, Florida A&M -- 11/11/11  
Minutes: 24, Miami -- 1/24/12

# TECH NOTEBOOK

## 0 • Mfon Udofia • G • 6-2 • Sr.

- Scored in double digits in 11 games and was Tech's fourth-leading scorer for the season at 8.3 ppg ... Averaged 7.3 ppg for ACC games with four double-digit efforts.
- Had his best shooting and scoring effort of the ACC season against Virginia, hitting 4-of-8 overall, 3-of-5 on threes, and 4-for-4 at the line for 15 points.
- Struggled scoring and shooting (5.5 ppg, 18-for-68 FG) after that, but had 34 assists (3.1 pg) and just 12 turnovers in 13 games.
- His 91/53 assist/turnover ratio was the best of his career.
- Tech was 12-8 when he has more assists than turnovers, 4-7 when he has more turnovers or the same number as assists.
- Had Tech's third-best success rate on threes, and was second on the team in threes attempted (110) ... As a percentage of total shots taken, his 110 of 223 (49.3 pct.) was the highest of his career (39.4 pct. in first three years combined).
- Scored a season-high 16 points against California in the DirecTV Classic, followed with 11 points and five assists against Saint Mary's, 10 at Illinois and 12 against Georgia in consecutive games.
- Received an invitation to play in the Reese's College All-Star Game at the 2013 Final Four.
- Started all but one game his last three seasons, and made 97 career starts.
- Had 47 double-digit games in his career (20 in ACC play).
- Finished his career with 977 points, was 18th all-time in assists (283) and 14th in three-point field goals.
- Played in 128 games during his career, the second most all-time at Tech and two shy of the record held by Malcolm Mackey, Marvin Lewis and Anthony McHenry. He played 3,251 minutes (18th all-time).

### Career Highs

Points: 26, Siena -- 12/2/09
Rebounds: 8, at Clemson -- 1/29/13; Arkansas-Pine Bluff -- 12/16/09; at Florida State -- 2/1/12
Assists: 9, Maryland -- 2/25/12
Steals: 4, at Clemson -- 1/12/11; Savannah State -- 12/11/10
Blocks: 1, 5 times
FG made: 9, Siena -- 12/2/09
FG attempts: 16, Siena -- 12/2/09; vs Saint Joseph's -- 11/17/11
3FG made: 5, Siena -- 12/2/09
3FG attempts: 8, at NC State -- 1/9/13; Siena -- 12/2/09; Florida State -- 12/20/09
FT made: 11, Alabama A&M -- 12/19/11
FT attempts: 14, Alabama A&M -- 12/19/11
Minutes: 41 (ot), Florida State - 12/20/09

## BRIAN GREGORY

### Head Coach - 2nd Season at Tech

Brian Gregory, who led the University of Dayton to 97 victories over his last four years there and worked under Tom Izzo at Michigan State when the Spartans won the 2000 NCAA championship, was named Georgia Tech's head basketball coach on March 28, 2011.

Gregory is the 13th head coach in Yellow Jacket history. Gregory coached eight seasons at Dayton where he compiled a record of 172-94 and participated in the NCAA Tournament or NIT five times. His 2003-04 and 2008-09 teams earned NCAA Tournament berths, and the Flyers captured the 2010 NIT crown after beating North Carolina in the championship game.

The 1990 Oakland (Mich.) University graduate won 150 games faster (seven seasons) than any coach in Dayton history. Over the last four seasons combined, his teams went 13-4 against BCS-level teams.

Gregory clearly put an emphasis on academics during his tenure at Dayton. Entering the 2010-11 season, every senior who played for Gregory graduated (23-of-23). All seven seniors who played on the 2010 NIT title team graduated that spring.

Prior to becoming the head coach at Dayton, Gregory spent the second of two highly-successful stints at Michigan State, where he was an assistant coach for two years before being promoted to associate head coach under Izzo for the 2001-02 and 2002-03 seasons. During those four years, the Spartans won one NCAA championship (2000), made three Elite Eight appearances, two Final Fours and claimed two Big Ten Conference championships.

A native of Mount Prospect, Ill., Gregory's first coaching job came during his first association with Michigan State in 1990 as a graduate assistant to head coach Jud Heathcote. He became a full-time assistant in 1992 and remained there when Izzo replaced Heathcote as head coach. Gregory left to work one season under Stan Joplin at Toledo in 1996, then returned to the Big Ten where he worked as an assistant coach under Kevin O'Neill at Northwestern for two seasons.

In all, Gregory arrived at Dayton with 15 years of coaching experience, including 12 seasons in the Big Ten Conference.

### Gregory as a Head Coach

Season	School	Overall	Conference	Postseason
2003-04	Dayton	24-9	12-4/1st West	NCAA
2004-05	Dayton	18-11	10-6/T2nd West	
2005-06	Dayton	14-17	6-10/T11th	
2006-07	Dayton	19-12	8-8/T7th	
2007-08	Dayton	23-11	8-8/T7th	NIT
2008-09	Dayton	27-8	11-5/T2nd	NCAA Tournament
2009-10	Dayton	25-12	8-8/T7th	NIT Champions
2010-11	Dayton	22-14	7-9/T8th	NIT
<b>Dayton Totals</b>		<b>172-94</b>	<b>70-58</b>	
2011-12	Georgia Tech	11-20	4-12	--
2012-13	Georgia Tech	16-15	6-12	--
<b>Georgia Tech Totals</b>		<b>27-35</b>	<b>10-24</b>	
<b>Career Totals</b>		<b>199-129</b>	<b>80-82</b>	

### Gregory as an Assistant Coach

- Michigan State (1992-96, 1999-2003)
- Associate head coach under Tom Izzo, 2001-03
- Assistant coach under Tom Izzo, 1999-2000
- Assistant coach under Tom Izzo, 1995
- Assistant coach under Jud Heathcote 1992-94
- 2000 NCAA champions; Two Final Fours
- Northwestern (1997-99) - Assistant coach under Kevin O'Neill
- Toledo (1996-97)

### Personal

- Master of arts in athletic administration at Michigan State, 1992
- Bachelor of arts in secondary education from Oakland University, 1990
- Three-time all-conference selection
- Named Academic All-American in 1990
- Inducted into Oakland University Hall of Fame in 1997
- Attended the U.S. Naval Academy in 1985-86
- Played on the Navy team that featured David Robinson and advanced to the Elite Eight of the NCAA Tournament
- Family: Gregory and his wife, Yvette, have two daughters, Isabella, Elyse



# 2012-13 ROSTER

## NUMERICAL

No.	Name	Pos.	Ht.	Wt.	Cl.	Hometown (High School/College)
0	Mfon Udofia***	G	6-2	195	Sr.	Stone Mountain, Ga. (Miller Grove)
1	Julian Royal*	F	6-8	243	So.	Alpharetta, Ga. (Milton)
2	Pierre Jordan*	G	6-0	165	Gr.	Dunwoody, Ga. (Dunwoody/Florida State)
3	Marcus Georges-Hunt	G/F	6-5	218	Fr.	College Park, Ga. (North Clayton)
4	Robert Carter, Jr.	F	6-8	245	Fr.	Thomasville, Ga. (Shiloh)
5	Daniel Miller**	C	6-11 ½	257	r-Jr.	Loganville, Ga. (Loganville Christian Academy)
11	Chris Bolden	G	6-3	209	Fr.	Suwanee, Ga. (North Gwinnett)
12	Stacey Poole, Jr.#	G/F	6-4 ½	186	So.	Jacksonville, Fla. (Providence HS/Kentucky)
14	Jason Morris**	G/F	6-5 ½	224	Jr.	Augusta, Ga. (The Hotchkiss School, Lakeville, Conn.)
23	Brandon Reed*	G	6-3 ½	182	r-Jr.	Powder Springs, Ga. (Whitefield Academy/Arkansas State)
24	Kammeon Holsey**	F	6-8 ½	231	r-Jr.	Sparta, Ga. (Hancock Central)
30	Corey Heyward	G	6-1	214	Fr.	Duluth, Ga. (Peachtree Ridge/Hargrave Military Academy)
31	Aaron Peek*	G	6-4	188	So.	Atlanta, Ga. (Benjamin E. Mays)
32	Brooks Doyle	G	6-4	185	Fr.	Atlanta, Ga. (Marist School)
45	Solomon Poole	G	6-0	180	Fr.	Jacksonville, Fla. (North Florida Educational Institute)

## ALPHABETICAL

No.	Name	Pos.	Ht.	Wt.	Cl.	Hometown (High School/College)
11	Chris Bolden	G	6-3	209	Fr.	Suwanee, Ga. (North Gwinnett)
4	Robert Carter, Jr.	F	6-8	245	Fr.	Thomasville, Ga. (Shiloh)
32	Brooks Doyle	G	6-4	185	Fr.	Atlanta, Ga. (Marist School)
30	Corey Heyward	G	6-1	214	Fr.	Duluth, Ga. (Peachtree Ridge/Hargrave Military Academy)
24	Kammeon Holsey**	F	6-8 ½	231	r-Jr.	Sparta, Ga. (Hancock Central)
3	Marcus Georges-Hunt	G/F	6-5	218	Fr.	College Park, Ga. (North Clayton)
2	Pierre Jordan*	G	6-0	165	Gr.	Dunwoody, Ga. (Dunwoody/Florida State)
5	Daniel Miller**	C	6-11 ½	257	r-Jr.	Loganville, Ga. (Loganville Christian Academy)
14	Jason Morris**	G/F	6-5 ½	224	Jr.	Augusta, Ga. (The Hotchkiss School, Lakeville, Conn.)
31	Aaron Peek*	G	6-4	188	So.	Atlanta, Ga. (Benjamin E. Mays)
45	Solomon Poole	G	6-0	180	Fr.	Jacksonville, Fla. (North Florida Educational Institute)
12	Stacey Poole, Jr.#	G/F	6-4 ½	186	So.	Jacksonville, Fla. (Providence HS/Kentucky)
23	Brandon Reed*	G	6-3 ½	182	r-Jr.	Powder Springs, Ga. (Whitefield Academy/Arkansas State)
1	Julian Royal*	F	6-8	243	So.	Alpharetta, Ga. (Milton)
0	Mfon Udofia***	G	6-2	195	Sr.	Stone Mountain, Ga. (Miller Grove)

\*Denotes varsity letters earned; #transfer becomes eligible Dec. 17

**Head Coach:** Brian Gregory (Oakland, 1990), 2nd year

**Assistant Coaches:** Chad Dollar (Milligan, 1996), 2nd year; Josh Postorino (Dayton, 1999), 2nd year; Billy Schmidt (Wake Forest, 1992), 2nd year

**Director of Player Development:** Bruce Evans (Furman, 1992), 1st year

**Director of Basketball Operations:** Chris Jacobs (Coe College, 1999), 9th year

**Strength and Conditioning Coach:** Mike Bewley (Eastern Kentucky, 1998), 2nd year

**Athletic Trainer:** Richard Stewart (Salisbury, 2005), 6th year

**Video Coordinator:** rent Angelucci (South Carolina, 2009), 2nd year

## Pronunciations

Mfon Udofia	MOO-fon YOU-doe-fee-uh
Kammeon Holsey	KAMM-ee-on
McCamish Pavilion	Mc-CAME-ish

## BY CLASS

### Freshmen:

Chris Bolden, Robert Carter, Jr.  
Brooks Doyle, Marcus Georges-Hunt,  
Corey Heyward, Solomon Poole

### Sophomores:

Aaron Peek, Stacey Poole, Jr., Julian Royal

### Juniors:

Kammeon Holsey (R), Daniel Miller (R),  
Jason Morris, Brandon Reed (R)

### Seniors:

Pierre Jordan (Grad.), Mfon Udofia

## BY STATE

### Florida:

Solomon Poole, Stacey Poole, Jr.

### Georgia:

Chris Bolden, Robert Carter, Jr.  
Brooks Doyle, Corey Heyward  
Kammeon Holsey, Marcus Georges-Hunt  
Pierre Jordan, Daniel Miller  
Jason Morris, Aaron Peek,  
Brandon Reed, Julian Royal, Mfon Udofia

## BY BIRTHDAY

March 21, 1993	Chris Bolden
March 28, 1994	Marcus Georges-Hunt
April 4, 1994	Robert Carter, Jr.
April 5, 1993	Aaron Peek
May 9, 1989	Pierre Jordan
July 1, 1991	Daniel Miller
Aug. 1, 1990	Mfon Udofia
Aug. 26, 1991	Jason Morris
Aug. 29, 1993	Corey Heyward
Sept. 4, 1990	Kammeon Holsey
Sept. 16, 1992	Julian Royal
Sept. 28, 1994	Solomon Poole
Oct. 17, 1990	Brandon Reed
Oct. 24, 1991	Stacey Poole, Jr.

## BY MAJOR

**Building Construction/Facility Management:**  
Pierre Jordan

### Business Administration:

Chris Bolden, Robert Carter, Jr.,  
Brooks Doyle, Corey Heyward,  
Marcus Georges-Hunt, Daniel Miller,  
Jason Morris, Solomon Poole,  
Julian Royal, Mfon Udofia

### Public Policy:

Aaron Peek

### Sociology:

Kammeon Holsey, Stacey Poole, Jr.,  
Brandon Reed


## BY HEIGHT

6-0	Pierre Jordan, Solomon Poole
6-1	Corey Heyward
6-2	Mfon Udofia
6-3	Chris Bolden, Brandon Reed
6-4	Brooks Doyle, Aaron Peek, Stacey Poole, Jr.
6-5	Marcus Georges-Hunt, Jason Morris
6-8	Robert Carter, Jr., Kammeon Holsey, Julian Royal
6-11	Daniel Miller


# RADIO-TV ROSTER




**Chris Bolden** **11**  
G • 6-3 • Fr.



**Robert Carter** **4**  
F • 6-8 • Fr.



**Brooks Doyle** **32**  
G • 6-4 • Fr.




**Marcus Georges-Hunt** **3**  
F • 6-5 • Fr.



**Brian Gregory**  
Head Coach




**Chad Dollar**  
Assistant Coach




**Corey Heyward** **30**  
G • 6-1 • Fr.



**Kammeon Holsley** **24**  
F • 6-8 1/2 • r-Jr.



**Pierre Jordan** **2**  
G • 6-0 • Gr.




**Daniel Miller** **5**  
C • 6-11 1/2 • r-Jr.



**Josh Postorino**  
Assistant Coach




**Billy Schmidt**  
Assistant Coach




**Jason Morris** **14**  
G/F • 6-5 1/2 • Jr.



**Aaron Peek** **31**  
G/F • 6-4 • So.



**Solomon Poole** **45**  
G • 6-0 • Fr.




**Stacey Poole, Jr.** **12**  
G • 6-4 • So.



**Bruce Evans**  
Director of Player Development




**Chris Jacobs**  
Director of Operations



**Brandon Reed** **23**  
G • 6-3 1/2 • r-Jr.



**Julian Royal** **1**  
F • 6-8 • So.



**Mfon Udofia** **0**  
G • 6-2 • Sr.



**Mike Bewley**  
Strength and Conditioning Coach



**Richard Stewart**  
Athletic Trainer

# MISCELLANEOUS

## Starting Lineups

Game	F	F	C	G	G
N9 TULANE	Carter, Jr.	Georges-Hunt	Miller	Reed	Udofia
N14 PRESBYTERIAN	Carter, Jr.	Georges-Hunt	Miller	Reed	Udofia
N22 Rice*	Carter, Jr.	Georges-Hunt	Miller	Reed	Udofia
N23 California*	Carter, Jr.	Morris	Miller	Reed	Udofia
N25 Saint Marys*	Carter, Jr.	Georges-Hunt	Miller	Reed	Udofia
N28 at Illinois	Carter, Jr.	Georges-Hunt	Miller	Reed	Udofia
D4 GEORGIA	Carter, Jr.	Georges-Hunt	Miller	Reed	Udofia
D8 UNC WILMINGTON	Carter, Jr.	Georges-Hunt	Miller	Reed	Udofia
D17 ALABAMA STATE	Carter, Jr.	Georges-Hunt	Miller	Reed	Udofia
D22 THE CITADEL	Carter, Jr.	Georges-Hunt	Miller	Reed	Udofia
D29 FORDHAM	Carter, Jr.	Georges-Hunt	Miller	Reed	Udofia
J2 CHATTANOOGA	Carter, Jr.	Georges-Hunt	Miller	Reed	Udofia
J5 MIAMI	Carter, Jr.	Georges-Hunt	Miller	Reed	Udofia
J9 at NC State	Carter, Jr.	Georges-Hunt	Miller	Reed	Udofia
J12 VIRGINIA TECH	Carter, Jr.	Georges-Hunt	Miller	Reed	Udofia
J17 at Duke	Carter, Jr.	Georges-Hunt	Miller	Bolden	Udofia
J23 at North Carolina	Carter, Jr.	Georges-Hunt	Miller	Bolden	Udofia
J26 WAKE FOREST	Carter, Jr.	Georges-Hunt	Miller	Bolden	Udofia
J29 at Clemson	Carter, Jr.	Georges-Hunt	Miller	Bolden	Udofia
F3 VIRGINIA	Carter, Jr.	Georges-Hunt	Miller	Bolden	Udofia
F5 FLORIDA STATE	Carter, Jr.	Georges-Hunt	Miller	Bolden	Udofia
F9 at Virginia Tech	Carter, Jr.	Georges-Hunt	Miller	Bolden	Udofia
F14 CLEMSON	Carter, Jr.	Georges-Hunt	Miller	Bolden	Udofia
F16 at Wake Forest	Carter, Jr.	Georges-Hunt	Miller	Bolden	Udofia
F19 NORTH CAROLINA	Carter, Jr.	Georges-Hunt	Miller	Bolden	Udofia
F24 at Virginia	Carter, Jr.	Georges-Hunt	Miller	Bolden	Udofia
F27 MARYLAND	Carter, Jr.	Georges-Hunt	Miller	Bolden	Udofia
M3 NC STATE	Carter, Jr.	Georges-Hunt	Miller	Jordan	Udofia
M6 at Miami	Carter, Jr.	Georges-Hunt	Miller	Bolden	Udofia
M9 at Boston College	Carter, Jr.	Georges-Hunt	Miller	Bolden	Udofia
M14 vs Boston College	Carter, Jr.	Georges-Hunt	Miller	Bolden	Udofia

## Specialty Stats (GT/Opp)

Game	Paint	Off TO	2ndCh	FBreak	Bench
N9 TULANE	52/38	4/10	17/8	13/4	36/5
N14 PRESBYTERIAN	28/14	23/10	11/0	12/10	18/1
N22 Rice*	26/4	14/4	12/3	0/0	15/24
N23 California*	32/24	13/12	10/16	6/2	30/17
N25 Saint Marys*	14/18	18/13	4/13	2/2	11/21
N28 at Illinois	26/16	14/16	2/7	4/8	30/20
D4 GEORGIA	10/30	6/13	12/11	11/2	17/18
D8 UNC WILMINGTON	34/18	11/16	8/11	24/9	17/33
D17 ALABAMA STATE	40/10	14/10	10/6	27/6	21/23
D22 THE CITADEL	46/16	21/12	25/6	17/2	35/16
D29 FORDHAM	40/16	14/4	6/6	16/5	26/1
J2 CHATTANOOGA	34/20	10/16	21/5	8/6	21/9
J5 MIAMI	16/28	10/12	8/8	7/11	19/26
J9 at NC State	42/38	14/12	17/11	12/18	16/4
J12 VIRGINIA TECH	28/36	6/5	11/10	7/10	22/18
J17 at Duke	24/32	28/5	10/11	12/4	23/4
J23 at North Carolina	38/40	6/15	10/10	5/14	27/39
J26 WAKE FOREST	38/30	26/14	12/14	10/10	24/11
J29 at Clemson	28/38	12/21	10/10	4/10	15/19
F3 VIRGINIA	24/22	15/12	11/9	4/5	12/16
F5 FLORIDA STATE	18/22	15/11	8/6	8/4	21/25
F9 at Virginia Tech	30/16	8/9	6/5	3/6	25/9
F14 CLEMSON	26/30	9/12	15/11	4/2	15/14
F16 at Wake Forest	28/16	13/10	6/14	8/6	9/7
F19 NORTH CAROLINA	22/34	12/21	12/9	8/14	13/17
F24 at Virginia	24/46	5/25	14/10	0/6	13/22
F27 MARYLAND	36/44	17/17	8/10	18/13	29/21
M3 NC STATE	26/36	6/20	19/8	0/12	26/14
M6 at Miami	32/22	16/13	8/8	8/4	14/11
M9 at Boston College	34/34	17/13	11/12	3/6	19/16
M14 vs Boston College	28/28	9/23	24/7	6/6	19/7
<b>Tech Averages</b>	<b>29.5</b>	<b>13.1</b>	<b>11.1</b>	<b>8.9</b>	<b>20.4</b>
<b>Tech Averages vs. ACC</b>	<b>27.6</b>	<b>12.8</b>	<b>10.7</b>	<b>6.6</b>	<b>18.1</b>

## MISCELLANEOUS GAME-BY-GAME

Opponent	Tip	Large Lead	Large Deficit	Ties	Lead Changes	Best Run	Opp. Run	1st GT Sub	Time	On the Floor at the End
TULANE	TLN	21	2	3	1	9-0	6-0	Bolden, Holsey	16:17	Carter, Jr., Doyle, Jordan, Peek, Reed
PRESBYTERIAN	GT	15	4	1	2	18-0	7-0	Bolden, Holsey, Jordan, Morris, Royal	15:06	Carter, Jr., Georges-Hunt, Miller, Reed, Udofia
Rice*	GT	23	4	2	2	12-0	10-0	Holsey	17:28	Bolden, Doyle, Jordan, Morris, Royal
California*	GT	5	14	3	8	9-0	8-0	Bolden, Georges-Hunt, Holsey	15:37	Bolden, Carter, Jr., Holsey, Morris, Udofia
Saint Marys*	GT	11	6	5	4	8-0	9-0	Holsey, Jordan	17:11	Carter, Georges-Hunt, Morris, Reed, Udofia
at Illinois	GT	6	13	5	8	7-0	10-0	Bolden, Holsey	15:23	Bolden, Carter, Georges-Hunt, Reed, Royal
GEORGIA	GT	15	-	0	0	7-0	8-0	Bolden, Holsey, Morris	15:38	Georges-Hunt, Holsey, Miller, Morris, Reed
UNC WILMINGTON	GT	9	5	4	4	9-0	5-0	Holsey, Morris, Royal	15:23	Georges-Hunt, Miller, Morris, Reed, Udofia
ALABAMA STATE	GT	35	1	0	2	10-0	7-0	Holsey	16:28	Doyle, Jordan, Peek, So.Poole, Reed
THE CITADEL	GT	36	-	0	0	17-0	6-0	Holsey	17:33	Doyle, Jordan, Peek, So.Poole, St.Poole
FORDHAM	GT	26	3	1	3	17-0	6-0	Holsey	17:12	Bolden, Doyle, Peek, So.Poole, St.Poole
CHATTANOOGA	GT	18	7	5	6	8-0	7-0	Holsey	17:54	Carter, Jr., Georges-Hunt, Miller, Morris, Udofia
MIAMI	UM	23	3	4	4	10-0	7-0	Holsey	16:05	Bolden, Carter, Georges-Hunt, Miller, So.Poole,
at NC State	NCS	7	17	11	14	7-0	7-0	Holsey	16:26	Georges-Hunt, Holsey, Miller, So.Poole, Reed
VIRGINIA TECH	GT	11	7	5	5	5-0	12-0	Poole, Jr.	16:39	Bolden, Carter, Jr., Miller, Reed, Udofia
at Duke	DU	7	16	1	3	9-0	12-0	Holsey	16:32	Bolden, Carter, Jr., Georges-Hunt, Miller, Poole
at North Carolina	NC	-	19	0	0	5-0	8-0	Holsey, Poole, Jr.	16:14	Carter, Jr., Doyle, Poole, Jr., Reed, Royal
WAKE FOREST	GT	30	-	0	0	16-0	12-0	Holsey	17:14	Doyle, Peek, Poole, Poole, Jr., Royal
at Clemson	GT	10	11	0	1	6-0	14-0	Holsey	15:52	Bolden, Georges-Hunt, Miller, Reed, Udofia
VIRGINIA	GT	6	9	4	4	11-0	8-0	Holsey, Jordan	15:54	Bolden, Georges-Hunt, Miller, Reed, Udofia
FLORIDA STATE	GT	5	13	5	6	9-0	13-0	Holsey	16:35	Bolden, Carter, Jr., Georges-Hunt, Miller, Udofia
at Virginia Tech	GT	25	1	0	1	11-0	11-0	Holsey	16:45	Bolden, Carter, Jr., Georges-Hunt, Reed, Udofia
CLEMSON	GT	-	12	1	0	4-0	7-0	Holsey	17:14	Bolden, Carter, Jr., Georges-Hunt, Miller, Udofia
at Wake Forest	GT	7	5	9	7	8-0	7-0	Holsey, Poole, Reed	15:00	Bolden, Carter, Jr., Georges-Hunt, Miller, Udofia
NORTH CAROLINA	GT	5	22	3	6	8-0	12-0	Holsey, Poole, Jr., Reed	13:37	Bolden, Carter, Georges-Hunt, Holsey, Udofia
at Virginia	GT	5	30	0	1	5-0	12-0	Holsey	15:32	Jordan, Morris, Poole, Reed, Royal
MARYLAND	MD	15	5	2	1	10-0	9-0	Holsey, Poole	16:23	Georges-Hunt, Miller, Morris, Reed, Udofia
NC STATE	GT	4	14	4	1	6-0	12-0	Holsey, Bolden	16:41	Bolden, Georges-Hunt, Miller, Morris, Poole
at Miami	UM	3	13	4	5	8-0	14-0	Holsey, Poole	15:50	Bolden, Carter, Jr., Georges-Hunt, Miller, Udofia
at Boston College	GT	10	7	5	7	5-0	12-0	Holsey, Morris, Royal	16:07	Bolden, Carter, Jr., Georges-Hunt, Miller, Reed
vs. Boston College	GT	15	25	2	1	15-0	9-0	Holsey,	16:49	Carter, Jr., Morris, Reed, Royal, Poole

**2012-13 Georgia Tech Basketball**  
**Georgia Tech Combined Team Statistics (as of Mar 14, 2013)**  
**All games**

<b>RECORD:</b>	<b>OVERALL</b>	<b>HOME</b>	<b>AWAY</b>	<b>NEUTRAL</b>
ALL GAMES	16-15	11-6	3-7	2-2
CONFERENCE	6-12	3-6	3-6	0-0
NON-CONFERENCE	10-3	8-0	0-1	2-2

#	Player	gp-gs	min	avg	Total		3-Point		F-Throw		Rebounds			pf	dq	a	to	blk	stl	pts	avg			
					fg-fga	fg%	3fg-fga	3fg%	ft-fa	ft%	off	def	tot											
03	Georges-Hunt, Marcus	31-30	896	28.9	123-289	.426	32-96	.333	56-89	.629	57	94	151	4.9	65	1	46	35	3	24	334	10.8		
04	Carter Jr., Robert	31-31	817	26.4	121-271	.446	18-64	.281	46-74	.622	59	149	208	6.7	68	2	30	50	31	21	306	9.9		
24	Holsey, Kammeon	31-0	597	19.3	111-199	.558	0-0	.000	51-83	.614	66	80	146	4.7	75	1	31	60	10	11	273	8.8		
05	Miller, Daniel	31-31	884	28.5	104-203	.512	0-1	.000	51-70	.729	73	133	206	6.6	48	0	67	47	64	27	259	8.4		
00	Udofia, Mfon	31-31	916	29.5	84-223	.377	38-110	.345	52-81	.642	16	68	84	2.7	71	2	91	53	0	25	258	8.3		
11	Bolden, Chris	31-15	740	23.9	84-232	.362	35-115	.304	22-35	.629	7	59	66	2.1	53	0	39	41	4	25	225	7.3		
23	Reed, Brandon	30-15	497	16.6	56-156	.359	28-73	.384	17-28	.607	9	68	77	2.6	30	0	37	25	2	12	157	5.2		
14	Morris, Jason	18-1	217	12.1	25-70	.357	13-31	.419	4-8	.500	11	28	39	2.2	16	0	10	16	3	9	67	3.7		
45	Poole, Solomon	21-0	190	9.0	14-46	.304	6-24	.250	4-10	.400	3	12	15	0.7	25	1	21	34	0	7	38	1.8		
01	Royal, Julian	24-0	158	6.6	17-49	.347	2-14	.143	5-6	.833	13	17	30	1.3	28	2	3	13	6	7	41	1.7		
12	Poole Jr., Stacey	16-0	118	7.4	8-35	.229	0-7	.000	8-13	.615	6	19	25	1.6	11	0	7	6	1	3	24	1.5		
32	Doyle, Brooks	7-0	17	2.4	1-3	.333	1-2	.500	2-4	.500	0	2	2	0.3	2	0	0	0	0	0	5	0.7		
02	Jordan, Pierre	21-1	167	8.0	3-14	.214	0-7	.000	0-0	.000	1	20	21	1.0	23	0	12	12	3	10	6	0.3		
31	Peek, Aaron	5-0	11	2.2	0-1	.000	0-0	.000	0-0	.000	0	2	2	0.4	2	0	0	1	2	1	0	0.0		
Team											45	38	83											
Total.....		31	6225		751-1791	.419	173-544	.318	318-501	.635	366	789	1155	37.3	517	9	394	399	129	182	1993	64.3		
Opponents.....		31	6225		687-1715	.401	182-563	.323	377-566	.666	312	757	1069	34.5	480	6	383	391	131	191	1933	62.4		

<b>TEAM STATISTICS</b>	<b>GT</b>	<b>OPP</b>	<b>Date</b>	<b>Opponent</b>	<b>Score</b>	<b>Att.</b>		
SCORING	1993	1933	11/9/12	TULANE	w 79-61	8600		
Points per game	64.3	62.4	11/14/12	PRESBYTERIAN	w 52-38	5733		
Scoring margin	+1.9	-	+ 11/22/12	vs Rice	w 54-36	0		
FIELD GOALS-ATT	751-1791	687-1715	+ 11/23/12	vs California	L 57-68	1627		
Field goal pct	.419	.401	+ 11/25/12	vs Saint Mary's	w 65-56	0		
3 POINT FG-ATT	173-544	182-563	# 11/28/12	at Illinois	L 62-75	12224		
3-point FG pct	.318	.323	12/4/12	GEORGIA	w 62-54	8600		
3-pt FG made per game	5.6	5.9	12/8/12	UNC WILMINGTON	w 73-66	5982		
FREE THROWS-ATT	318-501	377-566	12/17/12	ALABAMA STATE	w 75-41	6203		
Free throw pct	.635	.666	12/22/12	THE CITADEL	w 73-41	7769		
F-Throws made per game	10.3	12.2	12/29/12	FORDHAM	w 73-48	7851		
REBOUNDS	1155	1069	1/2/13	CHATTANOOGA	w 74-58	5829		
Rebounds per game	37.3	34.5	* 1/5/13	MIAMI	L 49-62	7614		
Rebounding margin	+2.8	-	* 1/9/13	at NC State	L 70-83	18118		
ASSISTS	394	383	* 1/12/13	VIRGINIA TECH	Lot 65-70	7675		
Assists per game	12.7	12.4	* 1/17/13	at Duke	L 57-73	9314		
TURNOVERS	399	391	* 1/23/13	at North Carolina	L 63-79	19124		
Turnovers per game	12.9	12.6	* 1/26/13	WAKE FOREST	w 82-62	8180		
Turnover margin	-0.3	-	* 1/29/13	at Clemson	L 60-63	7059		
Assist/turnover ratio	1.0	1.0	* 2/3/13	VIRGINIA	w 66-60	7128		
STEALS	182	191	* 2/5/13	FLORIDA STATE	L 54-56	7012		
Steals per game	5.9	6.2	* 2/9/13	at Virginia Tech	w 64-54	6006		
BLOCKS	129	131	* 2/14/13	CLEMSON	L 53-56	6862		
Blocks per game	4.2	4.2	* 2/16/13	at Wake Forest	w 57-56	10486		
ATTENDANCE	125200	108831	* 2/19/13	NORTH CAROLINA	L 58-70	8600		
Home games-Avg/Game	17-7365	10-10720	* 2/24/13	at Virginia	L 54-82	12232		
Neutral site-Avg/Game	-	4-407	* 2/27/13	MARYLAND	w 78-68	6962		
Score by Periods	1st	2nd	OT	Totals				
Georgia Tech	990	993	10	1993	* 3/3/13	NC STATE	L 57-70	8600
Opponents	923	995	15	1933	* 3/6/13	at Miami	w 71-69	7394
					* 3/9/13	at Boston College	L 72-74	5247
					! 3/14/13	vs Boston College	L 64-84	0

\* = Conference game  
+ = DirecTV Classic, Anaheim, Calif.  
# = ACC/Big Ten Challenge  
! = ACC Tournament, Greensboro, N.C.

**2012-13 Georgia Tech Basketball**  
**Georgia Tech Combined Team Statistics (as of Mar 09, 2013)**  
**Conference games**

<b>RECORD:</b>	<b>OVERALL</b>	<b>HOME</b>	<b>AWAY</b>	<b>NEUTRAL</b>
ALL GAMES	6-12	3-6	3-6	0-0
CONFERENCE	6-12	3-6	3-6	0-0
NON-CONFERENCE	0-0	0-0	0-0	0-0

##	Player	gp-gs	min	avg	Total		3-Point		F-Throw		Rebounds			pf	dq	a	to	blk	stl	pts	avg			
					fg-fga	fg%	3fg-fga	3fg%	ft-fa	ft%	off	def	tot									avg		
04	Carter Jr., Robert	18-18	495	27.5	70-157	.446	14-41	.341	25-41	.610	30	87	117	6.5	48	2	15	34	20	11	179	9.9		
03	Georges-Hunt, Marcus	18-18	557	30.9	66-162	.407	15-48	.313	28-45	.622	30	55	85	4.7	41	1	28	24	2	10	175	9.7		
11	Bolden, Chris	18-14	495	27.5	62-161	.385	27-74	.365	20-31	.645	5	40	45	2.5	33	0	25	27	3	19	171	9.5		
05	Miller, Daniel	18-18	550	30.6	70-129	.543	0-1	.000	31-39	.795	40	92	132	7.3	33	0	39	33	32	17	171	9.5		
24	Holsey, Kammeon	18-0	345	19.2	66-119	.555	0-0	.000	21-39	.538	34	47	81	4.5	46	1	15	40	8	7	153	8.5		
00	Udofia, Mfon	18-18	544	30.2	38-132	.288	21-68	.309	35-50	.700	10	44	54	3.0	51	2	46	31	0	13	132	7.3		
23	Reed, Brandon	17-3	250	14.7	28-78	.359	16-38	.421	5-11	.455	6	28	34	2.0	16	0	19	13	1	8	77	4.5		
01	Royal, Julian	11-0	53	4.8	9-18	.500	2-5	.400	3-4	.750	3	9	12	1.1	6	0	1	3	3	3	23	2.1		
45	Poole, Solomon	17-0	162	9.5	11-38	.289	6-21	.286	2-8	.250	3	7	10	0.6	23	1	16	26	0	5	30	1.8		
12	Poole Jr., Stacey	13-0	81	6.2	5-23	.217	0-5	.000	2-3	.667	4	10	14	1.1	9	0	6	5	1	2	12	0.9		
14	Morris, Jason	7-0	43	6.1	2-13	.154	1-6	.167	0-0	.000	1	5	6	0.9	4	0	2	2	0	3	5	0.7		
02	Jordan, Pierre	9-1	47	5.2	1-6	.167	0-4	.000	0-0	.000	1	3	4	0.4	6	0	3	3	1	2	2	0.2		
32	Doyle, Brooks	2-0	2	1.0	0-0	.000	0-0	.000	0-0	.000	0	0	0	0.0	0	0	0	0	0	0	0	0.0		
31	Peek, Aaron	1-0	1	1.0	0-0	.000	0-0	.000	0-0	.000	0	0	0	0.0	1	0	0	0	1	0	0	0.0		
Team											26	24	50											
Total.....		18	3625		428-1036	.413	102-311	.328	172-271	.635	193	451	644	35.8	317	7	215	243	72	100	1130	62.8		
Opponents.....		18	3625		431-1013	.425	101-307	.329	244-357	.683	183	451	634	35.2	260	2	231	215	89	126	1207	67.1		

<b>TEAM STATISTICS</b>	<b>GT</b>	<b>OPP</b>	<b>Date</b>	<b>Opponent</b>	<b>Score</b>	<b>Att.</b>
SCORING	1130	1207	* 1/5/13	MIAMI	L 49-62	7614
Points per game	62.8	67.1	* 1/9/13	at NC State	L 70-83	18118
Scoring margin	-4.3	-	* 1/12/13	VIRGINIA TECH	Lot 65-70	7675
FIELD GOALS-ATT	428-1036	431-1013	* 1/17/13	at Duke	L 57-73	9314
Field goal pct	.413	.425	* 1/23/13	at North Carolina	L 63-79	19124
3 POINT FG-ATT	102-311	101-307	* 1/26/13	WAKE FOREST	w 82-62	8180
3-point FG pct	.328	.329	* 1/29/13	at Clemson	L 60-63	7059
3-pt FG made per game	5.7	5.6	* 2/3/13	VIRGINIA	w 66-60	7128
FREE THROWS-ATT	172-271	244-357	* 2/5/13	FLORIDA STATE	L 54-56	7012
Free throw pct	.635	.683	* 2/9/13	at Virginia Tech	w 64-54	6006
F-Throws made per game	9.6	13.6	* 2/14/13	CLEMSON	L 53-56	6862
REBOUNDS	644	634	* 2/16/13	at Wake Forest	w 57-56	10486
Rebounds per game	35.8	35.2	* 2/19/13	NORTH CAROLINA	L 58-70	8600
Rebounding margin	+0.6	-	* 2/24/13	at Virginia	L 54-82	12232
ASSISTS	215	231	* 2/27/13	MARYLAND	w 78-68	6962
Assists per game	11.9	12.8	* 3/3/13	NC STATE	L 57-70	8600
TURNOVERS	243	215	* 3/6/13	at Miami	w 71-69	7394
Turnovers per game	13.5	11.9	* 3/9/13	at Boston College	L 72-74	5247
Turnover margin	-1.6	-				
Assist/turnover ratio	0.9	1.1				
STEALS	100	126				
Steals per game	5.6	7.0				
BLOCKS	72	89				
Blocks per game	4.0	4.9				
ATTENDANCE	68633	94980				
Home games-Avg/Game	9-7626	9-10553				
Neutral site-Avg/Game	-	0-0				

\* = Conference game  
+ = DirecTV Classic, Anaheim, Calif.  
# = ACC/Big Ten Challenge  
! = ACC Tournament, Greensboro, N.C.

<b>Score by Periods</b>	<b>1st</b>	<b>2nd</b>	<b>OT</b>	<b>Totals</b>
Georgia Tech	563	557	10	1130
Opponents	573	619	15	1207

**2012-13 Georgia Tech Basketball**  
**Georgia Tech Points-Rebounds-Assists (as of Mar 14, 2013)**  
**All games**

Opponent	Date	Score		00	01	02	03	04	05	11
				UDOFIA,MFO	ROYAL,JULI	JORDAN,PIE	GEORGES-HU	CARTER JR.	MILLER,DAN	BOLDEN,CHR
TULANE	11/9/12	79-61	w	8-2-2	2-1-0	0-0-1	14-7-1	9-7-1	10-10-6	12-1-3
PRESBYTERIAN	11/14/12	52-38	w	7-0-6	0-4-0	2-1-0	10-4-2	10-4-0	7-9-1	4-0-0
vs Rice	11/22/12	54-36	w	9-4-3	0-1-0	0-3-0	11-9-2	7-5-1	5-3-3	2-3-1
vs California	11/23/12	57-68	L	16-3-0	0-0-0	0-0-0	11-5-1	3-5-1	4-4-1	5-3-2
vs Saint Mary's	11/25/12	65-56	w	11-4-5	0-1-0	0-1-0	11-0-1	11-6-0	2-1-1	4-2-0
at Illinois	11/28/12	62-75	L	10-2-3	0-2-0	0-2-0	9-1-1	7-7-2	6-2-2	6-2-2
GEORGIA	12/4/12	62-54	w	12-2-2	0-0-0	0-0-1	18-6-2	5-5-0	6-8-2	6-1-0
UNC WILMINGTON	12/8/12	73-66	w	7-1-5	4-0-0	0-0-2	10-5-2	19-9-1	12-3-1	5-0-1
ALABAMA STATE	12/17/12	75-41	w	12-2-4	2-4-0	0-5-2	9-5-1	13-11-3	6-5-1	2-2-1
THE CITADEL	12/22/12	73-41	w	7-2-3	8-3-1	0-1-1	12-5-0	9-10-1	4-8-1	2-2-0
FORDHAM	12/29/12	73-48	w	3-2-7	2-2-1	2-2-1	7-2-3	14-1-1	14-9-2	2-1-2
CHATTANOOGA	1/2/13	74-58	w	14-2-2	0-0-0	0-2-1	16-6-2	13-12-2	7-8-4	2-1-2
MIAMI	1/5/13	49-62	L	10-3-1	0-1-0	0-1-1	7-6-1	7-4-3	6-7-0	6-0-1
at NC State	1/9/13	70-83	L	13-3-2	0-1-0	0-0-0	8-2-1	12-7-0	15-10-3	7-3-0
VIRGINIA TECH	1/12/13	65-70	L	11-2-3	DNP	DNP	11-3-0	12-5-0	6-11-1	10-2-4
at Duke	1/17/13	57-73	L	9-3-2	DNP	DNP	7-3-1	8-9-0	9-9-2	20-4-1
at North Carolina	1/23/13	63-79	L	3-7-1	3-1-0	DNP	6-10-1	9-12-0	8-5-2	10-2-0
WAKE FOREST	1/26/13	82-62	w	9-1-3	0-1-1	0-0-0	12-6-1	20-6-1	8-5-5	9-1-3
at Clemson	1/29/13	60-63	L	7-8-1	0-1-0	DNP	11-7-3	3-3-0	16-4-1	8-1-1
VIRGINIA	2/3/13	66-60	w	15-1-2	DNP	0-0-0	7-4-0	14-8-3	4-8-4	14-5-1
FLORIDA STATE	2/5/13	54-56	L	6-4-4	DNP	2-0-1	8-3-1	4-3-0	9-5-4	6-5-3
at Virginia Tech	2/9/13	64-54	w	7-4-0	DNP	DNP	13-9-0	7-9-0	7-7-2	5-3-4
CLEMSON	2/14/13	53-56	L	6-0-4	DNP	0-0-0	11-5-1	10-11-1	2-6-2	9-3-0
at Wake Forest	2/16/13	57-56	w	3-4-6	5-3-0	DNP	16-3-0	10-5-0	13-6-3	6-2-0
NORTH CAROLINA	2/19/13	58-70	L	6-2-4	DNP	DNP	12-7-2	9-8-2	6-12-1	12-4-1
at Virginia	2/24/13	54-82	L	4-3-2	2-1-0	0-0-0	12-1-3	9-5-0	11-11-1	5-0-1
MARYLAND	2/27/13	78-68	w	2-1-5	4-0-0	DNP	8-1-3	19-10-2	16-9-3	4-2-1
NC STATE	3/3/13	57-70	L	9-4-3	4-1-0	0-1-0	6-6-3	8-4-2	8-6-1	7-4-2
at Miami	3/6/13	71-69	w	3-1-3	1-1-0	DNP	4-6-6	12-3-0	17-5-1	21-4-1
at Boston College	3/9/13	72-74	L	9-3-0	4-1-0	0-2-1	16-3-1	6-5-1	10-6-3	12-0-1
vs Boston College	3/14/13	64-84	L	10-4-3	0-0-0	DNP	21-11-0	7-9-2	5-4-3	2-3-0

Opponent	Date	Score		12	14	23	24	31	32	45
				POOLE JR.,	MORRIS,JAS	REED,BRAND	HOLSEY,KAM	PEEK,AARON	DOYLE,BROO	POOLE,SOLO
TULANE	11/9/12	79-61	w	DNP	3-4-1	2-6-1	18-7-2	0-0-0	1-0-0	DNP
PRESBYTERIAN	11/14/12	52-38	w	DNP	5-0-0	0-3-0	7-5-1	DNP	DNP	DNP
vs Rice	11/22/12	54-36	w	DNP	4-9-0	7-7-0	9-6-2	DNP	0-0-0	DNP
vs California	11/23/12	57-68	L	DNP	4-2-0	0-1-1	14-4-2	DNP	DNP	DNP
vs Saint Mary's	11/25/12	65-56	w	DNP	2-0-1	19-2-3	5-7-0	DNP	DNP	DNP
at Illinois	11/28/12	62-75	L	DNP	10-4-1	0-2-0	14-4-1	DNP	DNP	DNP
GEORGIA	12/4/12	62-54	w	DNP	5-1-0	4-3-2	6-6-1	DNP	DNP	DNP
UNC WILMINGTON	12/8/12	73-66	w	DNP	6-6-1	8-4-5	2-2-0	DNP	DNP	DNP
ALABAMA STATE	12/17/12	75-41	w	DNP	DNP	14-5-4	11-5-3	0-1-0	4-1-0	2-2-1
THE CITADEL	12/22/12	73-41	w	7-5-0	DNP	6-2-2	14-7-2	0-0-0	0-1-0	4-2-4
FORDHAM	12/29/12	73-48	w	5-5-1	9-3-1	9-3-0	4-5-1	0-1-0	0-0-0	2-1-0
CHATTANOOGA	1/2/13	74-58	w	0-1-0	9-3-2	3-2-0	10-2-1	DNP	DNP	DNP
MIAMI	1/5/13	49-62	L	0-1-2	0-1-1	0-1-0	10-1-2	DNP	DNP	3-0-1
at NC State	1/9/13	70-83	L	0-1-1	DNP	6-1-0	7-4-0	DNP	DNP	2-1-1
VIRGINIA TECH	1/12/13	65-70	L	5-3-1	DNP	3-1-2	4-3-2	DNP	DNP	3-0-0
at Duke	1/17/13	57-73	L	DNP	DNP	DNP	4-8-0	DNP	DNP	0-3-1
at North Carolina	1/23/13	63-79	L	0-1-0	DNP	3-0-1	18-9-0	DNP	0-0-0	3-1-3
WAKE FOREST	1/26/13	82-62	w	6-2-1	DNP	8-6-1	8-5-4	0-0-0	0-0-0	2-1-0
at Clemson	1/29/13	60-63	L	0-1-1	DNP	1-3-1	14-4-1	DNP	DNP	0-0-2
VIRGINIA	2/3/13	66-60	w	0-1-0	DNP	0-1-1	12-4-1	DNP	DNP	0-0-0
FLORIDA STATE	2/5/13	54-56	L	1-1-0	DNP	9-0-1	6-1-0	DNP	DNP	3-0-0
at Virginia Tech	2/9/13	64-54	w	DNP	DNP	9-4-4	13-9-1	DNP	DNP	3-1-2
CLEMSON	2/14/13	53-56	L	0-1-0	DNP	3-2-0	9-8-0	DNP	DNP	3-1-1
at Wake Forest	2/16/13	57-56	w	0-0-0	0-0-0	0-6-1	4-2-0	DNP	DNP	0-0-0
NORTH CAROLINA	2/19/13	58-70	L	0-2-0	DNP	3-0-0	10-6-0	DNP	DNP	0-0-1
at Virginia	2/24/13	54-82	L	0-0-0	0-0-0	0-1-0	8-2-0	DNP	DNP	3-0-1
MARYLAND	2/27/13	78-68	w	DNP	0-0-1	17-5-4	8-3-1	DNP	DNP	0-0-2
NC STATE	3/3/13	57-70	L	DNP	5-4-0	3-1-0	6-4-1	DNP	DNP	1-0-0
at Miami	3/6/13	71-69	w	0-0-0	0-1-0	3-1-1	6-5-1	DNP	DNP	4-2-1
at Boston College	3/9/13	72-74	L	DNP	0-0-0	9-1-2	6-3-1	DNP	DNP	DNP
vs Boston College	3/14/13	64-84	L	DNP	5-1-1	8-3-0	6-5-0	DNP	DNP	0-0-0

**2012-13 Georgia Tech Basketball**  
**Georgia Tech Team Game-by-Game Comparison (as of Mar 14, 2013)**  
**All games**

Opponent	1st	2nd	Score	Mar	Total FG	FG Pct	3-Pointers	3FG Pct	Free Throws	FT Pct	Rebounds	Assist	T/Over	Block	Steal	Fouls
TULANE	39/30	40/31	79-61	+18	32-57/25-59	.561/.424	3-14/3-12	.214/.250	12-19/8-16	.632/.500	47/23 +24	18/6	10/4	6/1	3/4	17/17
PRESBYTERIAN	24/25	28/13	52-38	+14	19-57/15-40	.333/.375	3-20/5-15	.150/.333	11-16/3-7	.688/.429	34/30 +4	10/10	7/18	3/1	6/3	11/20
Rice	27/19	27/17	54-36	+18	21-54/11-48	.389/.229	3-18/9-30	.167/.300	9-13/5-9	.692/.556	50/26 +24	12/9	14/12	3/1	6/5	14/13
California	33/34	24/34	57-68	(11)	24-61/23-52	.393/.442	2-15/3-14	.133/.214	7-10/19-26	.700/.731	29/41 (12)	8/15	10/15	0/3	3/3	21/12
Saint Mary's	22/26	43/30	65-56	+9	21-55/17-46	.382/.370	7-19/6-20	.368/.300	16-19/16-21	.842/.762	26/38 (12)	11/13	11/21	1/2	4/5	17/16
Illinois	35/36	27/39	62-75	(13)	23-52/27-57	.442/.474	8-21/14-28	.381/.500	8-13/7-18	.615/.389	30/36 (6)	12/15	17/14	6/7	7/7	15/17
GEORGIA	35/22	27/32	62-54	+8	16-48/18-57	.333/.316	9-21/2-17	.429/.118	21-32/16-22	.656/.727	38/43 (5)	10/7	11/11	6/4	8/7	17/22
UNC WILMINGTON	35/36	38/30	73-66	+7	27-51/22-56	.529/.393	5-11/9-20	.455/.450	14-24/13-17	.583/.765	32/34 (2)	18/13	11/13	3/2	8/4	15/19
ALABAMA STATE	40/20	35/21	75-41	+34	29-59/15-60	.492/.250	8-19/4-19	.421/.211	9-16/7-14	.563/.500	51/30 +21	20/11	19/15	9/4	8/6	15/17
THE CITADEL	41/16	32/25	73-41	+32	31-71/15-59	.437/.254	5-18/3-22	.278/.136	6-9/8-12	.667/.667	51/33 +18	15/12	14/17	4/2	11/7	13/12
FORDHAM	35/25	38/23	73-48	+25	29-58/16-57	.500/.281	5-16/4-19	.313/.211	10-19/12-18	.526/.667	38/38 -	20/9	8/14	6/5	6/3	18/16
CHATTANOOGA	28/23	46/35	74-58	+16	27-57/21-50	.474/.420	6-18/5-16	.333/.313	14-23/11-19	.609/.579	42/25 +17	16/15	13/11	6/4	4/6	15/23
MIAMI	23/33	26/29	49-62	(13)	17-52/22-53	.327/.415	5-18/7-19	.278/.368	10-15/11-17	.667/.647	29/40 (11)	13/13	12/13	2/5	5/8	13/13
NC State	38/37	32/46	70-83	(13)	27-73/28-55	.370/.509	4-18/7-16	.222/.438	12-16/20-29	.750/.690	37/43 (6)	8/16	7/13	2/8	5/4	20/16
VIRGINIA TECH	25/22	30/33	65-70	(5)	22-61/24-58	.361/.414	8-24/3-16	.333/.188	13-21/19-24	.619/.792	32/43 (11)	13/9	9/12	6/4	6/4	19/16
Duke	28/27	29/46	57-73	(16)	22-58/26-65	.379/.400	4-16/10-21	.250/.476	9-18/11-16	.500/.688	43/40 +3	7/12	21/13	5/5	4/10	19/18
North Carolina	32/40	31/39	63-79	(16)	27-75/30-70	.360/.429	4-15/6-17	.267/.353	5-6/13-22	.833/.591	50/45 +5	8/19	19/14	3/10	8/9	23/8
WAKE FOREST	52/29	30/33	82-62	+20	32-59/20-57	.542/.351	10-20/3-12	.500/.250	8-13/19-32	.615/.594	36/36 -	20/10	15/16	7/7	9/6	24/18
Clemson	30/36	30/27	60-63	(3)	23-54/26-57	.426/.456	4-15/5-16	.267/.313	10-17/6-12	.588/.500	35/34 +1	11/12	17/15	0/3	9/12	14/13
VIRGINIA	28/37	38/23	66-60	+6	22-46/22-55	.478/.400	4-15/9-22	.267/.409	18-25/7-11	.720/.636	32/31 +1	12/15	13/14	5/3	5/4	14/22
FLORIDA STATE	27/26	27/30	54-56	(2)	19-50/20-40	.380/.500	7-17/5-15	.412/.333	9-15/11-17	.600/.647	24/30 (6)	14/18	11/16	1/5	11/6	15/15
Virginia Tech	37/18	27/36	64-54	+10	23-59/19-62	.390/.306	6-17/7-20	.353/.350	12-22/9-14	.545/.643	49/35 +14	13/8	11/8	6/6	2/1	18/17
CLEMSON	15/20	38/36	53-56	(3)	19-55/21-50	.345/.420	3-13/5-12	.231/.417	12-17/9-17	.706/.529	42/30 +12	9/10	10/7	4/9	3/5	14/17
Wake Forest	30/27	27/29	57-56	+1	22-56/14-48	.393/.292	4-11/5-20	.364/.250	9-15/23-25	.600/.920	32/35 (3)	10/6	14/17	5/8	5/5	18/15
NORTH CAROLINA	30/36	28/34	58-70	(12)	23-58/25-66	.397/.379	8-21/6-20	.381/.300	4-11/14-17	.364/.824	43/38 +5	11/19	19/9	7/2	5/14	13/12
Virginia	29/41	25/41	54-82	(28)	22-50/32-59	.440/.542	6-17/6-19	.353/.316	4-8/12-14	.500/.857	26/29 (3)	8/15	17/5	1/3	3/5	16/8
MARYLAND	38/33	40/35	78-68	+10	26-51/27-63	.510/.429	6-19/4-19	.316/.211	20-27/10-14	.741/.714	34/32 +2	22/14	13/14	6/1	7/9	17/20
NC STATE	33/36	24/34	57-70	(13)	22-64/24-56	.344/.429	4-18/1-11	.222/.091	9-12/21-30	.750/.700	42/36 +6	12/12	15/10	5/3	3/12	23/13
Miami	32/43	39/26	71-69	+2	30-58/24-50	.517/.480	8-18/6-18	.444/.333	3-6/15-21	.500/.714	32/28 +4	14/10	9/8	4/5	4/4	19/11
Boston College	36/32	36/42	72-74	(2)	30-57/27-49	.526/.551	7-19/6-14	.368/.429	5-7/14-25	.714/.560	26/29 (3)	10/13	11/11	3/2	6/8	18/8
Boston College	33/38	31/46	64-84	(20)	24-75/31-61	.320/.508	7-23/14-24	.304/.583	9-17/8-10	.529/.800	43/38 +5	9/17	11/11	4/6	8/5	12/16

Note: Game totals are displayed in the format TEAM/OPPONENT for each category

**2012-13 Georgia Tech Basketball**  
**Georgia Tech Combined Team Statistics (as of Mar 14, 2013)**  
**Home games**

<b>RECORD:</b>	<b>OVERALL</b>	<b>HOME</b>	<b>AWAY</b>	<b>NEUTRAL</b>
ALL GAMES	11-6	11-6	0-0	0-0
CONFERENCE	3-6	3-6	0-0	0-0
NON-CONFERENCE	8-0	8-0	0-0	0-0

##	Player	gp-gs	min	avg	Total		3-Point		F-Throw		Rebounds			pf	dq	a	to	blk	stl	pts	avg			
					fg-fga	fg%	3fg-fga	3fg%	ft-fa	ft%	off	def	tot									avg		
04	Carter Jr., Robert	17-17	459	27.0	79-159	.497	9-31	.290	28-45	.622	29	89	118	6.9	30	1	23	24	22	14	195	11.5		
03	Georges-Hunt, Marcus	17-17	465	27.4	63-143	.441	16-56	.286	36-58	.621	33	48	81	4.8	42	1	25	19	0	12	178	10.5		
24	Holsey, Kammeon	17-0	327	19.2	57-107	.533	0-0	.000	31-52	.596	35	39	74	4.4	36	0	22	26	7	10	145	8.5		
00	Udofia, Mfon	17-17	504	29.6	46-114	.404	25-68	.368	27-42	.643	8	23	31	1.8	29	0	60	28	0	12	144	8.5		
05	Miller, Daniel	17-17	471	27.7	48-93	.516	0-1	.000	35-47	.745	42	87	129	7.6	29	0	39	26	41	16	131	7.7		
11	Bolden, Chris	17-6	370	21.8	41-114	.360	16-55	.291	14-23	.609	5	29	34	2.0	26	0	25	20	2	10	112	6.6		
23	Reed, Brandon	17-10	306	18.0	32-94	.340	18-46	.391	10-16	.625	5	40	45	2.6	14	0	23	14	2	7	92	5.4		
14	Morris, Jason	9-0	125	13.9	15-40	.375	11-21	.524	1-2	.500	3	19	22	2.4	10	0	7	10	3	6	42	4.7		
12	Poole Jr., Stacey	10-0	88	8.8	8-28	.286	0-6	.000	8-13	.615	4	18	22	2.2	8	0	5	3	1	2	24	2.4		
01	Royal, Julian	12-0	95	7.9	11-29	.379	0-4	.000	4-4	1.000	10	7	17	1.4	22	2	3	8	3	5	26	2.2		
45	Poole, Solomon	12-0	81	6.8	8-20	.400	3-9	.333	4-8	.500	0	7	7	0.6	8	0	10	18	0	4	23	1.9		
32	Doyle, Brooks	5-0	13	2.6	1-2	.500	1-1	1.000	2-4	.500	0	2	2	0.4	1	0	0	0	0	0	5	1.0		
02	Jordan, Pierre	14-1	110	7.9	3-10	.300	0-4	.000	0-0	.000	1	12	13	0.9	16	0	11	9	3	9	6	0.4		
31	Peek, Aaron	5-0	11	2.2	0-1	.000	0-0	.000	0-0	.000	0	2	2	0.4	2	0	0	1	2	1	0	0.0		
Team											24	26	50											
Total.....		17	3425		412-954	.432	99-302	.328	200-314	.637	199	448	647	38.1	273	4	253	210	86	108	1123	66.1		
Opponents.....		17	3425		352-936	.376	78-286	.273	199-304	.655	175	397	572	33.6	292	4	203	214	62	108	981	57.7		

<b>TEAM STATISTICS</b>	<b>GT</b>	<b>OPP</b>	<b>Date</b>	<b>Opponent</b>	<b>Score</b>	<b>Att.</b>
SCORING	1123	981	11/9/12	TULANE	w 79-61	8600
Points per game	66.1	57.7	11/14/12	PRESBYTERIAN	w 52-38	5733
Scoring margin	+8.4	-	12/4/12	GEORGIA	w 62-54	8600
FIELD GOALS-ATT	412-954	352-936	12/8/12	UNC WILMINGTON	w 73-66	5982
Field goal pct	.432	.376	12/17/12	ALABAMA STATE	w 75-41	6203
3 POINT FG-ATT	99-302	78-286	12/22/12	THE CITADEL	w 73-41	7769
3-point FG pct	.328	.273	12/29/12	FORDHAM	w 73-48	7851
3-pt FG made per game	5.8	4.6	1/2/13	CHATTANOOGA	w 74-58	5829
FREE THROWS-ATT	200-314	199-304	* 1/5/13	MIAMI	L 49-62	7614
Free throw pct	.637	.655	* 1/12/13	VIRGINIA TECH	Lot 65-70	7675
F-Throws made per game	11.8	11.7	* 1/26/13	WAKE FOREST	w 82-62	8180
REBOUNDS	647	572	* 2/3/13	VIRGINIA	w 66-60	7128
Rebounds per game	38.1	33.6	* 2/5/13	FLORIDA STATE	L 54-56	7012
Rebounding margin	+4.4	-	* 2/14/13	CLEMSON	L 53-56	6862
ASSISTS	253	203	* 2/19/13	NORTH CAROLINA	L 58-70	8600
Assists per game	14.9	11.9	* 2/27/13	MARYLAND	w 78-68	6962
TURNOVERS	210	214	* 3/3/13	NC STATE	L 57-70	8600
Turnovers per game	12.4	12.6				
Turnover margin	+0.2	-				
Assist/turnover ratio	1.2	0.9				
STEALS	108	108				
Steals per game	6.4	6.4				
BLOCKS	86	62				
Blocks per game	5.1	3.6				
ATTENDANCE	125200	0				
Home games-Avg/Game	17-7365	0-0				
Neutral site-Avg/Game	-	0-0				

\* = Conference game  
+ = DirecTV Classic, Anaheim, Calif.  
# = ACC/Big Ten Challenge  
! = ACC Tournament, Greensboro, N.C.

<b>Score by Periods</b>	<b>1st</b>	<b>2nd</b>	<b>OT</b>	<b>Totals</b>
Georgia Tech	548	565	10	1123
Opponents	469	497	15	981



**2012-13 Georgia Tech Basketball**  
**Georgia Tech Combined Team Statistics (as of Mar 14, 2013)**  
**Away games**

<b>RECORD:</b>	<b>OVERALL</b>	<b>HOME</b>	<b>AWAY</b>	<b>NEUTRAL</b>
ALL GAMES	3-7	0-0	3-7	0-0
CONFERENCE	3-6	0-0	3-6	0-0
NON-CONFERENCE	0-1	0-0	0-1	0-0

#	Player	gp-gs	min	avg	Total		3-Point		F-Throw		Rebounds			pf	dq	a	to	blk	stl	pts	avg	
					fg-fga	fg%	3fg-fga	3fg%	ft-fa	ft%	off	def	tot									
05	Miller, Daniel	10-10	307	30.7	51-92	.554	0-0	.000	10-15	.667	24	41	65	6.5	13	0	20	14	19	7	112	11.2
03	Georges-Hunt, Marcus	10-10	324	32.4	40-98	.408	10-26	.385	12-17	.706	11	34	45	4.5	15	0	17	12	3	7	102	10.2
11	Bolden, Chris	10-8	288	28.8	38-92	.413	18-46	.391	6-8	.750	1	20	21	2.1	19	0	11	15	1	12	100	10.0
24	Holsey, Kammeon	10-0	189	18.9	41-67	.612	0-0	.000	12-21	.571	21	29	50	5.0	31	1	5	28	3	1	94	9.4
04	Carter Jr., Robert	10-10	263	26.3	31-78	.397	8-23	.348	13-23	.565	18	47	65	6.5	28	1	3	21	6	6	83	8.3
00	Udofia, Mfon	10-10	283	28.3	20-70	.286	9-31	.290	19-30	.633	6	32	38	3.8	35	2	20	18	0	8	68	6.8
23	Reed, Brandon	9-2	120	13.3	12-37	.324	4-14	.286	3-6	.500	2	17	19	2.1	10	0	10	8	0	3	31	3.4
14	Morris, Jason	5-0	27	5.4	4-10	.400	1-4	.250	1-4	.250	1	4	5	1.0	0	0	1	3	0	3	10	2.0
45	Poole, Solomon	8-0	104	13.0	6-25	.240	3-14	.214	0-2	.000	3	5	8	1.0	16	1	11	15	0	3	15	1.9
01	Royal, Julian	8-0	34	4.3	6-14	.429	2-6	.333	1-2	.500	3	8	11	1.4	4	0	0	3	3	1	15	1.9
12	Poole Jr., Stacey	6-0	30	5.0	0-7	.000	0-1	.000	0-0	.000	2	1	3	0.5	3	0	2	3	0	1	0	0.0
32	Doyle, Brooks	1-0	1	1.0	0-0	.000	0-0	.000	0-0	.000	0	0	0	0.0	0	0	0	0	0	0	0	0.0
02	Jordan, Pierre	4-0	30	7.5	0-2	.000	0-2	.000	0-0	.000	0	4	4	1.0	6	0	1	1	0	1	0	0.0
Team											17	9	26				2					
Total.....		10	2000		249-592	.421	55-167	.329	77-128	.602	109	251	360	36.0	180	5	101	143	35	53	630	63.0
Opponents.....		10	2000		253-572	.442	72-189	.381	130-196	.663	99	255	354	35.4	131	1	126	118	57	65	708	70.8

<b>TEAM STATISTICS</b>	<b>GT</b>	<b>OPP</b>	<b>Date</b>	<b>Opponent</b>	<b>Score</b>	<b>Att.</b>
SCORING	630	708	# 11/28/12	at Illinois	L 62-75	12224
Points per game	63.0	70.8	* 1/9/13	at NC State	L 70-83	18118
Scoring margin	-7.8	-	* 1/17/13	at Duke	L 57-73	9314
FIELD GOALS-ATT	249-592	253-572	* 1/23/13	at North Carolina	L 63-79	19124
Field goal pct	.421	.442	* 1/29/13	at Clemson	L 60-63	7059
3 POINT FG-ATT	55-167	72-189	* 2/9/13	at Virginia Tech	w 64-54	6006
3-point FG pct	.329	.381	* 2/16/13	at Wake Forest	w 57-56	10486
3-pt FG made per game	5.5	7.2	* 2/24/13	at Virginia	L 54-82	12232
FREE THROWS-ATT	77-128	130-196	* 3/6/13	at Miami	w 71-69	7394
Free throw pct	.602	.663	* 3/9/13	at Boston College	L 72-74	5247
F-Throws made per game	7.7	13.0				
REBOUNDS	360	354				
Rebounds per game	36.0	35.4				
Rebounding margin	+0.6	-				
ASSISTS	101	126				
Assists per game	10.1	12.6				
TURNOVERS	143	118				
Turnovers per game	14.3	11.8				
Turnover margin	-2.5	-				
Assist/turnover ratio	0.7	1.1				
STEALS	53	65				
Steals per game	5.3	6.5				
BLOCKS	35	57				
Blocks per game	3.5	5.7				
ATTENDANCE	0	107204				
Home games-Avg/Game	0-0	10-10720				
Neutral site-Avg/Game	-	0-0				

\* = Conference game  
+ = DirecTV Classic, Anaheim, Calif.  
# = ACC/Big Ten Challenge  
! = ACC Tournament, Greensboro, N.C.

<b>Score by Periods</b>	<b>1st</b>	<b>2nd</b>	<b>Totals</b>
Georgia Tech	327	303	630
Opponents	337	371	708

**2012-13 Georgia Tech Basketball**  
**Georgia Tech Combined Team Statistics (as of Mar 14, 2013)**  
**Neutral site games**

<b>RECORD:</b>	<b>OVERALL</b>	<b>HOME</b>	<b>AWAY</b>	<b>NEUTRAL</b>
ALL GAMES	2-2	0-0	0-0	2-2
CONFERENCE	0-0	0-0	0-0	0-0
NON-CONFERENCE	2-2	0-0	0-0	2-2

#	Player	gp-gs	min	avg	Total		3-Point		F-Throw		Rebounds				pf	dq	a	to	blk	stl	pts	avg
					fg-fga	fg%	3fg-fga	3fg%	ft-fta	ft%	off	def	tot	avg								
03	Georges-Hunt, Marcus	4-3	107	26.8	20-48	.417	6-14	.429	8-14	.571	13	12	25	6.3	8	0	4	4	0	5	54	13.5
00	Udofia, Mfon	4-4	129	32.2	18-39	.462	4-11	.364	6-9	.667	2	13	15	3.8	7	0	11	7	0	5	46	11.5
23	Reed, Brandon	4-3	71	17.8	12-25	.480	6-13	.462	4-6	.667	2	11	13	3.3	6	0	4	3	0	2	34	8.5
24	Holsey, Kammeon	4-0	81	20.3	13-25	.520	0-0	.000	8-10	.800	10	12	22	5.5	8	0	4	6	0	0	34	8.5
04	Carter Jr., Robert	4-4	95	23.8	11-34	.324	1-10	.100	5-6	.833	12	13	25	6.3	10	0	4	5	3	1	28	7.0
05	Miller, Daniel	4-4	106	26.5	5-18	.278	0-0	.000	6-8	.750	7	5	12	3.0	6	0	8	7	4	4	16	4.0
14	Morris, Jason	4-1	65	16.3	6-20	.300	1-6	.167	2-2	1.000	7	5	12	3.0	6	0	2	3	0	0	15	3.8
11	Bolden, Chris	4-1	82	20.5	5-26	.192	1-14	.071	2-4	.500	1	10	11	2.8	8	0	3	6	1	3	13	3.3
02	Jordan, Pierre	3-0	27	9.0	0-2	.000	0-1	.000	0-0	.000	0	4	4	1.3	1	0	0	2	0	0	0	0.0
01	Royal, Julian	4-0	29	7.3	0-6	.000	0-4	.000	0-0	.000	0	2	2	0.5	2	0	0	2	0	1	0	0.0
32	Doyle, Brooks	1-0	3	3.0	0-1	.000	0-1	.000	0-0	.000	0	0	0	0.0	1	0	0	0	0	0	0	0.0
45	Poole, Solomon	1-0	5	5.0	0-1	.000	0-1	.000	0-0	.000	0	0	0	0.0	1	0	0	1	0	0	0	0.0
Team											4	3	7									
Total.....		4	800		90-245	.367	19-75	.253	41-59	.695	58	90	148	37.0	64	0	40	46	8	21	240	60.0
Opponents.....		4	800		82-207	.396	32-88	.364	48-66	.727	38	105	143	35.8	57	1	54	59	12	18	244	61.0

<b>TEAM STATISTICS</b>	<b>GT</b>	<b>OPP</b>	<b>Date</b>	<b>Opponent</b>	<b>Score</b>	<b>Att.</b>
SCORING	240	244	+ 11/22/12	vs Rice	W 54-36	0
Points per game	60.0	61.0	+ 11/23/12	vs California	L 57-68	1627
Scoring margin	-1.0	-	+ 11/25/12	vs Saint Mary's	W 65-56	0
FIELD GOALS-ATT	90-245	82-207	3/14/13	vs Boston College	L 64-84	0
Field goal pct	.367	.396	* = Conference game			
3 POINT FG-ATT	19-75	32-88	+ = DirecTV Classic, Anaheim, Calif.			
3-point FG pct	.253	.364	# = ACC/Big Ten Challenge			
3-pt FG made per game	4.8	8.0	! = ACC Tournament, Greensboro, N.C.			
FREE THROWS-ATT	41-59	48-66				
Free throw pct	.695	.727				
F-Throws made per game	10.3	12.0				
REBOUNDS	148	143				
Rebounds per game	37.0	35.8				
Rebounding margin	+1.3	-				
ASSISTS	40	54				
Assists per game	10.0	13.5				
TURNOVERS	46	59				
Turnovers per game	11.5	14.8				
Turnover margin	+3.3	-				
Assist/turnover ratio	0.9	0.9				
STEALS	21	18				
Steals per game	5.3	4.5				
BLOCKS	8	12				
Blocks per game	2.0	3.0				
ATTENDANCE	0	1627				
Home games-Avg/Game	0-0	0-0				
Neutral site-Avg/Game	-	4-407				

<b>Score by Periods</b>	<b>1st</b>	<b>2nd</b>	<b>Totals</b>
Georgia Tech	115	125	240
Opponents	117	127	244

**2012-13 Georgia Tech Basketball**  
**Georgia Tech Individual Game-by-Game (as of Mar 14, 2013)**  
**All games**

**#00 Udofia, Mfon**

Opponent	Date	gs	min	Total		3-Pointers		Free throws		Rebounds				pf	a	t/o	blk	stl	pts	avg	
				fg-fga	pct	3fg-fga	pct	ft-fa	pct	off	def	tot	avg								
TULANE	11/9/12	*	31	4-5	.800	0-1	.000	0-1	.000	1	1	2	2.0	2	2	2	0	0	8	8.0	
PRESBYTERIAN	11/14/12	*	30	1-5	.200	1-4	.250	4-5	.800	0	0	0	1.0	0	6	0	0	1	7	7.5	
vs Rice	11/22/12	*	24	4-7	.571	1-2	.500	0-2	.000	0	4	4	2.0	2	3	1	0	1	9	8.0	
vs California	11/23/12	*	38	7-13	.538	1-4	.250	1-2	.500	0	3	3	2.3	2	0	3	0	2	16	10.0	
vs Saint Mary's	11/25/12	*	32	3-8	.375	0-1	.000	5-5	1.000	1	3	4	2.6	1	5	3	0	2	11	10.2	
at Illinois	11/28/12	*	29	4-4	1.000	2-2	1.000	0-1	.000	0	2	2	2.5	3	3	3	0	0	10	10.2	
GEORGIA	12/4/12	*	31	4-10	.400	3-6	.500	1-4	.250	0	2	2	2.4	4	2	2	0	0	12	10.4	
UNC WILMINGTON	12/8/12	*	28	2-5	.400	2-4	.500	1-2	.500	1	0	1	2.3	0	5	3	0	0	7	10.0	
ALABAMA STATE	12/17/12	*	18	4-5	.800	4-5	.800	0-0	.000	0	2	2	2.2	0	4	0	0	0	12	10.2	
THE CITADEL	12/22/12	*	19	3-6	.500	0-2	.000	1-1	1.000	2	0	2	2.2	0	3	2	0	3	7	9.9	
FORDHAM	12/29/12	*	25	1-3	.333	0-2	.000	1-2	.500	0	2	2	2.2	0	7	3	0	2	3	9.3	
CHATTANOOGA	1/2/13	*	32	5-9	.556	1-5	.200	3-6	.500	0	2	2	2.2	4	2	0	0	1	14	9.7	
MIAMI	1/5/13	*	29	2-7	.286	2-4	.500	4-5	.800	2	1	3	2.2	1	1	2	0	0	10	9.7	
at NC State	1/9/13	*	31	3-11	.273	2-8	.250	5-6	.833	1	2	3	2.3	4	2	1	0	2	13	9.9	
VIRGINIA TECH	1/12/13	*	38	4-9	.444	2-6	.333	1-3	.333	0	2	2	2.3	4	3	1	0	1	11	10.0	
at Duke	1/17/13	*	32	3-11	.273	0-1	.000	3-3	1.000	1	2	3	2.3	5	2	4	0	0	9	9.9	
at North Carolina	1/23/13	*	25	1-9	.111	0-3	.000	1-2	.500	1	6	7	2.6	0	1	1	0	0	3	9.5	
WAKE FOREST	1/26/13	*	34	2-5	.400	2-5	.400	3-4	.750	0	1	1	2.5	2	3	2	0	0	9	9.5	
at Clemson	1/29/13	*	27	1-4	.250	0-2	.000	5-6	.833	1	7	8	2.8	2	1	4	0	3	7	9.4	
VIRGINIA	2/3/13	*	34	4-8	.500	3-5	.600	4-4	1.000	0	1	1	2.7	1	2	3	0	1	15	9.7	
FLORIDA STATE	2/5/13	*	27	2-8	.250	2-6	.333	0-0	.000	0	4	4	2.8	2	4	1	0	1	6	9.5	
at Virginia Tech	2/9/13	*	23	1-9	.111	1-4	.250	4-7	.571	1	3	4	2.8	4	0	0	0	0	7	9.4	
CLEMSON	2/14/13	*	29	2-9	.222	0-3	.000	2-2	1.000	0	0	0	2.7	4	4	3	0	0	6	9.2	
at Wake Forest	2/16/13	*	33	1-4	.250	1-3	.333	0-2	.000	1	3	4	2.8	4	6	1	0	1	3	9.0	
NORTH CAROLINA	2/19/13	*	34	2-6	.333	2-4	.500	0-1	.000	0	2	2	2.7	1	4	3	0	2	6	8.8	
at Virginia	2/24/13	*	27	1-5	.200	1-3	.333	1-2	.500	0	3	3	2.7	4	2	1	0	1	4	8.7	
MARYLAND	2/27/13	*	29	1-4	.250	0-2	.000	0-0	.000	0	1	1	2.7	1	5	0	0	0	2	8.4	
NC STATE	3/3/13	*	36	3-10	.300	1-4	.250	2-2	1.000	2	2	4	2.7	3	3	1	0	0	9	8.4	
at Miami	3/6/13	*	24	1-4	.250	1-3	.333	0-0	.000	0	1	1	2.7	4	3	0	0	0	3	8.2	
at Boston College	3/9/13	*	32	4-9	.444	1-2	.500	0-1	.000	0	3	3	2.7	5	0	3	0	1	9	8.3	
vs Boston College	3/14/13	*	35	4-11	.364	2-4	.500	0-0	.000	1	3	4	2.7	2	3	0	0	0	10	8.3	
Totals			31	916	84-223	.377	38-110	.345	52-81	.642	16	68	84	2.7	71	91	53	0	25	258	8.3

Games played: 31  
Minutes/game: 29.5  
Points/game: 8.3  
FG Pct: 37.7  
3FG Pct: 34.5  
FT Pct: 64.2

Rebounds/game: 2.7  
Assists/game: 2.9  
Turnovers/game: 1.7  
Assist/turnover ratio: 1.7  
Steals/game: 0.8

**2012-13 Georgia Tech Basketball**  
**Georgia Tech Individual Game-by-Game (as of Mar 14, 2013)**  
**All games**

**#01 Royal, Julian**

Opponent	Date	gs	min	Total		3-Pointers		Free throws		Rebounds				pf	a	t/o	blk	stl	pts	avg
				fg-fga	pct	3fg-fga	pct	ft-fa	pct	off	def	tot	avg							
TULANE	11/9/12		10	1-4	.250	0-2	.000	0-0	.000	1	0	1	1.0	1	0	0	0	0	2	2.0
PRESBYTERIAN	11/14/12		9	0-1	.000	0-0	.000	0-0	.000	3	1	4	2.5	3	0	0	2	0	0	1.0
vs Rice	11/22/12		14	0-3	.000	0-2	.000	0-0	.000	0	1	1	2.0	1	0	1	0	1	0	0.7
vs California	11/23/12		4	0-1	.000	0-1	.000	0-0	.000	0	0	0	1.5	1	0	0	0	0	0	0.5
vs Saint Mary's	11/25/12		3	0-2	.000	0-1	.000	0-0	.000	0	1	1	1.4	0	0	1	0	0	0	0.4
at Illinois	11/28/12		4	0-2	.000	0-2	.000	0-0	.000	1	1	2	1.5	1	0	1	0	0	0	0.3
GEORGIA	12/4/12		4	0-1	.000	0-0	.000	0-0	.000	0	0	0	1.3	0	0	0	0	1	0	0.3
UNC WILMINGTON	12/8/12		6	2-2	1.000	0-0	.000	0-0	.000	0	0	0	1.1	1	0	1	0	0	4	0.8
ALABAMA STATE	12/17/12		13	0-3	.000	0-1	.000	2-2	1.000	1	3	4	1.4	5	0	1	0	1	2	0.9
THE CITADEL	12/22/12		16	4-7	.571	0-0	.000	0-0	.000	3	0	3	1.6	4	1	3	0	0	8	1.6
FORDHAM	12/29/12		10	1-3	.333	0-0	.000	0-0	.000	1	1	2	1.6	5	1	1	1	1	2	1.6
CHATTANOOGA	1/2/13		4	0-2	.000	0-0	.000	0-0	.000	0	0	0	1.5	0	0	1	0	0	0	1.5
MIAMI	1/5/13		7	0-0	.000	0-0	.000	0-0	.000	0	1	1	1.5	0	0	1	0	0	0	1.4
at NC State	1/9/13		3	0-0	.000	0-0	.000	0-0	.000	0	1	1	1.4	0	0	0	0	0	0	1.3
at North Carolina	1/23/13		1	1-1	1.000	1-1	1.000	0-0	.000	0	1	1	1.4	0	0	0	0	0	3	1.4
WAKE FOREST	1/26/13		1	0-0	.000	0-0	.000	0-0	.000	1	0	1	1.4	1	1	0	0	0	0	1.3
at Clemson	1/29/13		2	0-2	.000	0-1	.000	0-0	.000	0	1	1	1.4	0	0	0	0	0	0	1.2
at Wake Forest	2/16/13		10	2-4	.500	1-1	1.000	0-0	.000	2	1	3	1.4	1	0	1	0	0	5	1.4
at Virginia	2/24/13		4	1-2	.500	0-0	.000	0-0	.000	0	1	1	1.4	0	0	0	0	0	2	1.5
MARYLAND	2/27/13		6	2-3	.667	0-1	.000	0-0	.000	0	0	0	1.4	1	0	0	0	2	4	1.6
NC STATE	3/3/13		9	1-3	.333	0-0	.000	2-2	1.000	0	1	1	1.3	1	0	0	0	0	4	1.7
at Miami	3/6/13		4	0-1	.000	0-1	.000	1-2	.500	0	1	1	1.3	1	0	1	1	0	1	1.7
at Boston College	3/9/13		6	2-2	1.000	0-0	.000	0-0	.000	0	1	1	1.3	1	0	0	2	1	4	1.8
vs Boston College	3/14/13		8	0-0	.000	0-0	.000	0-0	.000	0	0	0	1.3	0	0	0	0	0	0	1.7
Totals		0	158	17-49	.347	2-14	.143	5-6	.833	13	17	30	1.3	28	3	13	6	7	41	1.7

Games played: 24  
 Minutes/game: 6.6  
 Points/game: 1.7  
 FG Pct: 34.7  
 3FG Pct: 14.3  
 FT Pct: 83.3

Rebounds/game: 1.3  
 Assists/game: 0.1  
 Turnovers/game: 0.5  
 Assist/turnover ratio: 0.2  
 Steals/game: 0.3  
 Blocks/game: 0.3

**2012-13 Georgia Tech Basketball**  
**Georgia Tech Individual Game-by-Game (as of Mar 14, 2013)**  
**All games**

**#02 Jordan, Pierre**

Opponent	Date	gs	min	Total		3-Pointers		Free throws		Rebounds				pf	a	t/o	blk	stl	pts	avg
				fg-fga	pct	3fg-fga	pct	ft-fa	pct	off	def	tot	avg							
TULANE	11/9/12		9	0-0	.000	0-0	.000	0-0	.000	0	0	0	0.0	1	1	1	0	1	0	0.0
PRESBYTERIAN	11/14/12		9	1-2	.500	0-1	.000	0-0	.000	0	1	1	0.5	1	0	1	0	1	2	1.0
vs Rice	11/22/12		15	0-2	.000	0-1	.000	0-0	.000	0	3	3	1.3	1	0	1	0	0	0	0.7
vs California	11/23/12		2	0-0	.000	0-0	.000	0-0	.000	0	0	0	1.0	0	0	0	0	0	0	0.5
vs Saint Mary's	11/25/12		10	0-0	.000	0-0	.000	0-0	.000	0	1	1	1.0	0	0	1	0	0	0	0.4
at Illinois	11/28/12		9	0-0	.000	0-0	.000	0-0	.000	0	2	2	1.2	4	0	0	0	0	0	0.3
GEORGIA	12/4/12		8	0-2	.000	0-0	.000	0-0	.000	0	0	0	1.0	0	1	0	0	0	0	0.3
UNC WILMINGTON	12/8/12		9	0-0	.000	0-0	.000	0-0	.000	0	0	0	0.9	2	2	0	0	2	0	0.3
ALABAMA STATE	12/17/12		17	0-0	.000	0-0	.000	0-0	.000	0	5	5	1.3	3	2	3	2	1	0	0.2
THE CITADEL	12/22/12		14	0-1	.000	0-1	.000	0-0	.000	0	1	1	1.3	1	1	1	0	2	0	0.2
FORDHAM	12/29/12		10	1-1	1.000	0-0	.000	0-0	.000	0	2	2	1.4	2	1	1	0	1	2	0.4
CHATTANOOGA	1/2/13		8	0-0	.000	0-0	.000	0-0	.000	0	2	2	1.4	2	1	0	0	0	0	0.3
MIAMI	1/5/13		9	0-0	.000	0-0	.000	0-0	.000	0	1	1	1.4	1	1	1	1	0	0	0.3
at NC State	1/9/13		4	0-1	.000	0-1	.000	0-0	.000	0	0	0	1.3	1	0	0	0	1	0	0.3
WAKE FOREST	1/26/13		0	0-0	.000	0-0	.000	0-0	.000	0	0	0	1.2	0	0	0	0	0	0	0.3
VIRGINIA	2/3/13		4	0-0	.000	0-0	.000	0-0	.000	0	0	0	1.1	1	0	0	0	0	0	0.3
FLORIDA STATE	2/5/13		7	1-2	.500	0-0	.000	0-0	.000	0	0	0	1.1	1	1	0	0	1	2	0.4
CLEMSON	2/14/13		2	0-1	.000	0-1	.000	0-0	.000	0	0	0	1.0	0	0	0	0	0	0	0.3
at Virginia	2/24/13		6	0-0	.000	0-0	.000	0-0	.000	0	0	0	0.9	1	0	0	0	0	0	0.3
NC STATE	3/3/13	*	4	0-1	.000	0-1	.000	0-0	.000	1	0	1	1.0	1	0	1	0	0	0	0.3
at Boston College	3/9/13		11	0-1	.000	0-1	.000	0-0	.000	0	2	2	1.0	0	1	1	0	0	0	0.3
<b>Totals</b>		<b>1</b>	<b>167</b>	<b>3-14</b>	<b>.214</b>	<b>0-7</b>	<b>.000</b>	<b>0-0</b>	<b>.000</b>	<b>1</b>	<b>20</b>	<b>21</b>	<b>1.0</b>	<b>23</b>	<b>12</b>	<b>12</b>	<b>3</b>	<b>10</b>	<b>6</b>	<b>0.3</b>

Games played: 21  
Minutes/game: 8.0  
Points/game: 0.3  
FG Pct: 21.4  
3FG Pct: 0.0

Rebounds/game: 1.0  
Assists/game: 0.6  
Turnovers/game: 0.6  
Assist/turnover ratio: 1.0  
Steals/game: 0.5  
Blocks/game: 0.1

**2012-13 Georgia Tech Basketball**  
**Georgia Tech Individual Game-by-Game (as of Mar 14, 2013)**  
**All games**

**#03 Georges-Hunt, Marcus**

Opponent	Date	gs	min	Total		3-Pointers		Free throws		Rebounds				pf	a	t/o	blk	stl	pts	avg	
				fg-fga	pct	3fg-fga	pct	ft-fa	pct	off	def	tot	avg								
TULANE	11/9/12	*	24	6-8	.750	0-2	.000	2-2	1.000	3	4	7	7.0	2	1	0	0	1	14	14.0	
PRESBYTERIAN	11/14/12	*	29	4-11	.364	0-4	.000	2-3	.667	2	2	4	5.5	1	2	1	0	1	10	12.0	
vs Rice	11/22/12	*	28	4-9	.444	1-4	.250	2-2	1.000	1	8	9	6.7	1	2	2	0	2	11	11.7	
vs California	11/23/12		24	5-12	.417	0-0	.000	1-2	.500	5	0	5	6.3	2	1	0	0	0	11	11.5	
vs Saint Mary's	11/25/12	*	22	3-7	.429	2-4	.500	3-4	.750	0	0	0	5.0	3	1	1	0	1	11	11.4	
at Illinois	11/28/12	*	32	3-9	.333	2-4	.500	1-2	.500	0	1	1	4.3	2	1	1	1	2	9	11.0	
GEORGIA	12/4/12	*	32	5-10	.500	3-6	.500	5-8	.625	1	5	6	4.6	3	2	1	0	1	18	12.0	
UNC WILMINGTON	12/8/12	*	23	3-4	.750	1-2	.500	3-3	1.000	0	5	5	4.6	4	2	3	0	1	10	11.8	
ALABAMA STATE	12/17/12	*	24	4-12	.333	0-4	.000	1-2	.500	4	1	5	4.7	1	1	1	0	0	9	11.4	
THE CITADEL	12/22/12	*	19	4-7	.571	4-5	.800	0-0	.000	1	4	5	4.7	1	0	0	0	2	12	11.5	
FORDHAM	12/29/12	*	19	2-7	.286	0-3	.000	3-5	.600	1	1	2	4.5	0	3	0	0	0	7	11.1	
CHATTANOOGA	1/2/13	*	30	6-11	.545	1-4	.250	3-5	.600	2	4	6	4.6	2	2	0	0	1	16	11.5	
MIAMI	1/5/13	*	31	3-9	.333	0-3	.000	1-2	.500	2	4	6	4.7	3	1	2	0	1	7	11.2	
at NC State	1/9/13	*	34	2-10	.200	0-1	.000	4-4	1.000	1	1	2	4.5	1	1	1	0	0	8	10.9	
VIRGINIA TECH	1/12/13	*	20	5-11	.455	0-3	.000	1-3	.333	2	1	3	4.4	5	0	2	0	1	11	10.9	
at Duke	1/17/13	*	35	3-9	.333	0-2	.000	1-2	.500	0	3	3	4.3	4	1	2	0	1	7	10.7	
at North Carolina	1/23/13	*	30	3-10	.300	0-1	.000	0-0	.000	2	8	10	4.6	2	1	2	0	2	6	10.4	
WAKE FOREST	1/26/13	*	23	4-6	.667	2-4	.500	2-2	1.000	2	4	6	4.7	4	1	1	0	1	12	10.5	
at Clemson	1/29/13	*	34	5-9	.556	1-2	.500	0-0	.000	2	5	7	4.8	0	3	0	0	0	11	10.5	
VIRGINIA	2/3/13	*	33	1-6	.167	0-2	.000	5-6	.833	2	2	4	4.8	2	0	0	0	1	7	10.4	
FLORIDA STATE	2/5/13	*	31	3-9	.333	1-3	.333	1-5	.200	0	3	3	4.7	2	1	3	0	1	8	10.2	
at Virginia Tech	2/9/13	*	29	5-11	.455	1-2	.500	2-2	1.000	1	8	9	4.9	1	0	2	1	0	13	10.4	
CLEMSON	2/14/13	*	34	4-7	.571	0-0	.000	3-4	.750	4	1	5	4.9	4	1	0	0	0	11	10.4	
at Wake Forest	2/16/13	*	32	6-11	.545	2-3	.667	2-4	.500	1	2	3	4.8	1	0	1	0	0	16	10.6	
NORTH CAROLINA	2/19/13	*	32	5-11	.455	2-5	.400	0-2	.000	3	4	7	4.9	2	2	3	0	0	12	10.7	
at Virginia	2/24/13	*	31	5-12	.417	2-5	.400	0-0	.000	1	0	1	4.8	0	3	1	0	0	12	10.7	
MARYLAND	2/27/13	*	30	2-6	.333	2-4	.500	2-4	.500	1	0	1	4.6	4	3	2	0	0	8	10.6	
NC STATE	3/3/13	*	31	2-8	.250	0-2	.000	2-2	1.000	3	3	6	4.7	2	3	0	0	0	6	10.5	
at Miami	3/6/13	*	35	2-7	.286	0-1	.000	0-0	.000	2	4	6	4.7	3	6	1	1	1	4	10.2	
at Boston College	3/9/13	*	32	6-10	.600	2-5	.400	2-3	.667	1	2	3	4.7	1	1	1	0	1	16	10.4	
vs Boston College	3/14/13	*	33	8-20	.400	3-6	.500	2-6	.333	7	4	11	4.9	2	0	1	0	2	21	10.8	
Totals			30	896	123-289	.426	32-96	.333	56-89	.629	57	94	151	4.9	65	46	35	3	24	334	10.8

Games played: 31  
Minutes/game: 28.9  
Points/game: 10.8  
FG Pct: 42.6  
3FG Pct: 33.3  
FT Pct: 62.9

Rebounds/game: 4.9  
Assists/game: 1.5  
Turnovers/game: 1.1  
Assist/turnover ratio: 1.3  
Steals/game: 0.8  
Blocks/game: 0.1

**2012-13 Georgia Tech Basketball**  
**Georgia Tech Individual Game-by-Game (as of Mar 14, 2013)**  
**All games**

**#04 Carter Jr., Robert**

Opponent	Date	gs	min	Total		3-Pointers		Free throws		Rebounds				pf	a	t/o	blk	stl	pts	avg	
				fg-fga	pct	3fg-fga	pct	ft-fa	pct	off	def	tot	avg								
TULANE	11/9/12	*	25	3-7	.429	0-1	.000	3-4	.750	0	7	7	7.0	2	1	1	2	0	9	9.0	
PRESBYTERIAN	11/14/12	*	24	4-11	.364	1-3	.333	1-3	.333	1	3	4	5.5	1	0	0	1	1	10	9.5	
vs Rice	11/22/12	*	21	3-6	.500	0-1	.000	1-2	.500	2	3	5	5.3	1	1	1	0	0	7	8.7	
vs California	11/23/12	*	22	1-8	.125	0-3	.000	1-1	1.000	1	4	5	5.3	4	1	1	0	1	3	7.3	
vs Saint Mary's	11/25/12	*	27	4-9	.444	1-3	.333	2-2	1.000	5	1	6	5.4	4	0	0	1	0	11	8.0	
at Illinois	11/28/12	*	27	2-8	.250	1-2	.500	2-2	1.000	2	5	7	5.7	1	2	2	0	1	7	7.8	
GEORGIA	12/4/12	*	23	1-6	.167	0-3	.000	3-4	.750	2	3	5	5.6	1	0	1	1	2	5	7.4	
UNC WILMINGTON	12/8/12	*	28	8-12	.667	0-1	.000	3-6	.500	3	6	9	6.0	1	1	1	0	2	19	8.9	
ALABAMA STATE	12/17/12	*	23	6-9	.667	1-1	1.000	0-2	.000	5	6	11	6.6	1	3	3	2	0	13	9.3	
THE CITADEL	12/22/12	*	25	4-7	.571	0-1	.000	1-2	.500	1	9	10	6.9	2	1	0	0	3	9	9.3	
FORDHAM	12/29/12	*	22	7-12	.583	0-1	.000	0-0	.000	0	1	1	6.4	0	1	0	1	0	14	9.7	
CHATTANOOGA	1/2/13	*	30	5-8	.625	0-0	.000	3-4	.750	3	9	12	6.8	1	2	3	1	0	13	10.0	
MIAMI	1/5/13	*	24	3-7	.429	1-3	.333	0-0	.000	1	3	4	6.6	4	3	0	0	0	7	9.8	
at NC State	1/9/13	*	31	5-11	.455	1-3	.333	1-1	1.000	4	3	7	6.6	5	0	2	0	0	12	9.9	
VIRGINIA TECH	1/12/13	*	33	2-12	.167	2-3	.667	6-8	.750	2	3	5	6.5	0	0	0	2	1	12	10.1	
at Duke	1/17/13	*	29	3-6	.500	0-1	.000	2-7	.286	1	8	9	6.7	2	0	4	2	0	8	9.9	
at North Carolina	1/23/13	*	30	3-10	.300	1-2	.500	2-2	1.000	5	7	12	7.0	3	0	4	0	1	9	9.9	
WAKE FOREST	1/26/13	*	25	9-10	.900	2-3	.667	0-0	.000	3	3	6	6.9	3	1	3	1	0	20	10.4	
at Clemson	1/29/13	*	23	1-4	.250	1-3	.333	0-2	.000	0	3	3	6.7	2	0	0	0	1	3	10.1	
VIRGINIA	2/3/13	*	31	6-8	.750	0-2	.000	2-3	.667	1	7	8	6.8	3	3	3	2	1	14	10.3	
FLORIDA STATE	2/5/13	*	32	2-9	.222	0-0	.000	0-0	.000	0	3	3	6.6	3	0	2	0	2	4	10.0	
at Virginia Tech	2/9/13	*	24	2-7	.286	1-3	.333	2-3	.667	3	6	9	6.7	4	0	2	1	1	7	9.8	
CLEMSON	2/14/13	*	30	5-10	.500	0-0	.000	0-1	.000	3	8	11	6.9	2	1	1	1	1	10	9.8	
at Wake Forest	2/16/13	*	22	3-7	.429	0-0	.000	4-4	1.000	2	3	5	6.8	3	0	2	0	0	10	9.8	
NORTH CAROLINA	2/19/13	*	31	4-11	.364	1-3	.333	0-0	.000	1	7	8	6.9	0	2	2	3	1	9	9.8	
at Virginia	2/24/13	*	28	4-10	.400	1-4	.250	0-0	.000	0	5	5	6.8	2	0	3	1	1	9	9.8	
MARYLAND	2/27/13	*	29	7-11	.636	1-4	.250	4-4	1.000	1	9	10	6.9	1	2	1	2	0	19	10.1	
NC STATE	3/3/13	*	24	3-9	.333	0-2	.000	2-4	.500	2	2	4	6.8	5	2	3	3	0	8	10.0	
at Miami	3/6/13	*	26	5-9	.556	2-4	.500	0-2	.000	0	3	3	6.7	4	0	1	1	1	12	10.1	
at Boston College	3/9/13	*	23	3-6	.500	0-1	.000	0-0	.000	1	4	5	6.6	2	1	1	1	0	6	10.0	
vs Boston College	3/14/13	*	25	3-11	.273	0-3	.000	1-1	1.000	4	5	9	6.7	1	2	3	2	0	7	9.9	
Totals			31	817	121-271	.446	18-64	.281	46-74	.622	59	149	208	6.7	68	30	50	31	21	306	9.9

Games played: 31  
Minutes/game: 26.4  
Points/game: 9.9  
FG Pct: 44.6  
3FG Pct: 28.1  
FT Pct: 62.2

Rebounds/game: 6.7  
Assists/game: 1.0  
Turnovers/game: 1.6  
Assist/turnover ratio: 0.6  
Steals/game: 0.7  
Blocks/game: 1.0

**2012-13 Georgia Tech Basketball**  
**Georgia Tech Individual Game-by-Game (as of Mar 14, 2013)**  
**All games**

**#05 Miller, Daniel**

Opponent	Date	gs	min	Total		3-Pointers		Free throws		Rebounds				pf	a	t/o	blk	stl	pts	avg	
				fg-fga	pct	3fg-fga	pct	ft-fa	pct	off	def	tot	avg								
TULANE	11/9/12	*	26	4-8	.500	0-0	.000	2-4	.500	6	4	10	10.0	2	6	2	3	0	10	10.0	
PRESBYTERIAN	11/14/12	*	28	2-3	.667	0-0	.000	3-4	.750	2	7	9	9.5	1	1	1	0	1	7	8.5	
vs Rice	11/22/12	*	25	1-2	.500	0-0	.000	3-4	.750	2	1	3	7.3	0	3	0	2	0	5	7.3	
vs California	11/23/12	*	30	2-4	.500	0-0	.000	0-0	.000	2	2	4	6.5	2	1	5	0	0	4	6.5	
vs Saint Mary's	11/25/12	*	25	1-6	.167	0-0	.000	0-0	.000	0	1	1	5.4	3	1	1	0	1	2	5.6	
at Illinois	11/28/12	*	24	3-7	.429	0-0	.000	0-0	.000	0	2	2	4.8	0	2	0	5	1	6	5.7	
GEORGIA	12/4/12	*	29	1-2	.500	0-0	.000	4-6	.667	3	5	8	5.3	0	2	0	3	1	6	5.7	
UNC WILMINGTON	12/8/12	*	28	5-11	.455	0-0	.000	2-5	.400	1	2	3	5.0	2	1	2	3	0	12	6.5	
ALABAMA STATE	12/17/12	*	20	3-6	.500	0-0	.000	0-0	.000	1	4	5	5.0	1	1	2	5	2	6	6.4	
THE CITADEL	12/22/12	*	17	2-5	.400	0-0	.000	0-0	.000	5	3	8	5.3	0	1	0	4	0	4	6.2	
FORDHAM	12/29/12	*	27	6-8	.750	0-0	.000	2-2	1.000	3	6	9	5.6	2	2	0	2	0	14	6.9	
CHATTANOOGA	1/2/13	*	29	3-6	.500	0-0	.000	1-2	.500	5	3	8	5.8	1	4	0	3	1	7	6.9	
MIAMI	1/5/13	*	25	2-7	.286	0-0	.000	2-2	1.000	1	6	7	5.9	2	0	2	1	1	6	6.8	
at NC State	1/9/13	*	34	7-11	.636	0-0	.000	1-3	.333	3	7	10	6.2	0	3	0	2	0	15	7.4	
VIRGINIA TECH	1/12/13	*	36	2-6	.333	0-1	.000	2-4	.500	3	8	11	6.5	1	1	2	4	1	6	7.3	
at Duke	1/17/13	*	36	4-7	.571	0-0	.000	1-2	.500	5	4	9	6.7	1	2	2	2	1	9	7.4	
at North Carolina	1/23/13	*	28	4-7	.571	0-0	.000	0-0	.000	1	4	5	6.6	3	2	3	2	2	8	7.5	
WAKE FOREST	1/26/13	*	28	3-5	.600	0-0	.000	2-2	1.000	0	5	5	6.5	2	5	1	1	0	8	7.5	
at Clemson	1/29/13	*	29	8-12	.667	0-0	.000	0-0	.000	2	2	4	6.4	3	1	1	0	0	16	7.9	
VIRGINIA	2/3/13	*	27	2-4	.500	0-0	.000	0-0	.000	2	6	8	6.5	2	4	3	2	0	4	7.8	
FLORIDA STATE	2/5/13	*	32	3-4	.750	0-0	.000	3-4	.750	3	2	5	6.4	1	4	1	1	3	9	7.8	
at Virginia Tech	2/9/13	*	32	3-9	.333	0-0	.000	1-2	.500	1	6	7	6.4	1	2	1	2	0	7	7.8	
CLEMSON	2/14/13	*	30	1-1	1.000	0-0	.000	0-0	.000	0	6	6	6.4	3	2	1	2	2	2	7.5	
at Wake Forest	2/16/13	*	33	6-11	.545	0-0	.000	1-1	1.000	2	4	6	6.4	2	3	2	5	0	13	7.8	
NORTH CAROLINA	2/19/13	*	28	3-5	.600	0-0	.000	0-0	.000	3	9	12	6.6	4	1	4	3	1	6	7.7	
at Virginia	2/24/13	*	26	4-9	.444	0-0	.000	3-4	.750	7	4	11	6.8	2	1	2	0	0	11	7.8	
MARYLAND	2/27/13	*	33	2-4	.500	0-0	.000	12-12	1.000	2	7	9	6.9	2	3	2	3	1	16	8.1	
NC STATE	3/3/13	*	28	4-8	.500	0-0	.000	0-0	.000	2	4	6	6.8	3	1	3	1	2	8	8.1	
at Miami	3/6/13	*	32	8-12	.667	0-0	.000	1-1	1.000	1	4	5	6.8	0	1	1	1	1	17	8.4	
at Boston College	3/9/13	*	33	4-7	.571	0-0	.000	2-2	1.000	2	4	6	6.7	1	3	2	0	2	10	8.5	
vs Boston College	3/14/13	*	26	1-6	.167	0-0	.000	3-4	.750	3	1	4	6.6	1	3	1	2	3	5	8.4	
Totals			31	884	104-203	.512	0-1	.000	51-70	.729	73	133	206	6.6	48	67	47	64	27	259	8.4

Games played: 31  
Minutes/game: 28.5  
Points/game: 8.4  
FG Pct: 51.2  
3FG Pct: 0.0  
FT Pct: 72.9

Rebounds/game: 6.6  
Assists/game: 2.2  
Turnovers/game: 1.5  
Assist/turnover ratio: 1.4  
Steals/game: 0.9  
Blocks/game: 2.1



**2012-13 Georgia Tech Basketball**  
**Georgia Tech Individual Game-by-Game (as of Mar 14, 2013)**  
**All games**

**#11 Bolden, Chris**

Opponent	Date	gs	min	Total		3-Pointers		Free throws		Rebounds				pf	a	t/o	blk	stl	pts	avg	
				fg-fga	pct	3fg-fga	pct	ft-fa	pct	off	def	tot	avg								
TULANE	11/9/12		23	5-10	.500	2-6	.333	0-0	.000	0	1	1	1.0	3	3	0	0	0	12	12.0	
PRESBYTERIAN	11/14/12		19	2-5	.400	0-3	.000	0-0	.000	0	0	0	0.5	2	0	0	0	0	4	8.0	
vs Rice	11/22/12		15	1-4	.250	0-1	.000	0-0	.000	0	3	3	1.3	2	1	3	1	1	2	6.0	
vs California	11/23/12		29	2-8	.250	1-6	.167	0-0	.000	0	3	3	1.8	3	2	1	0	0	5	5.8	
vs Saint Mary's	11/25/12		17	2-8	.250	0-3	.000	0-0	.000	0	2	2	1.8	1	0	1	0	0	4	5.4	
at Illinois	11/28/12		21	2-5	.400	2-5	.400	0-0	.000	0	2	2	1.8	1	2	3	0	1	6	5.5	
GEORGIA	12/4/12		13	2-4	.500	2-2	1.000	0-0	.000	0	1	1	1.7	2	0	1	0	1	6	5.6	
UNC WILMINGTON	12/8/12		14	2-3	.667	1-2	.500	0-0	.000	0	0	0	1.5	0	1	0	0	0	5	5.5	
ALABAMA STATE	12/17/12		22	1-4	.250	0-3	.000	0-0	.000	0	2	2	1.6	0	1	2	0	1	2	5.1	
THE CITADEL	12/22/12		20	1-6	.167	0-3	.000	0-0	.000	1	1	2	1.6	1	0	1	0	0	2	4.8	
FORDHAM	12/29/12		19	1-5	.200	0-1	.000	0-0	.000	0	1	1	1.5	1	2	0	0	0	2	4.5	
CHATTANOOGA	1/2/13		12	1-3	.333	0-2	.000	0-0	.000	0	1	1	1.5	2	2	1	0	0	2	4.3	
MIAMI	1/5/13		17	2-7	.286	1-2	.500	1-2	.500	0	0	0	1.4	0	1	1	0	2	6	4.5	
at NC State	1/9/13		23	3-9	.333	1-3	.333	0-0	.000	1	2	3	1.5	2	0	1	0	1	7	4.6	
VIRGINIA TECH	1/12/13		24	3-7	.429	2-5	.400	2-2	1.000	0	2	2	1.5	1	4	1	0	0	10	5.0	
at Duke	1/17/13	*	35	7-13	.538	4-8	.500	2-4	.500	0	4	4	1.7	2	1	1	0	0	20	5.9	
at North Carolina	1/23/13	*	33	5-14	.357	0-3	.000	0-0	.000	0	2	2	1.7	4	0	2	0	3	10	6.2	
WAKE FOREST	1/26/13	*	18	3-8	.375	2-3	.667	1-2	.500	0	1	1	1.7	4	3	1	0	4	9	6.3	
at Clemson	1/29/13	*	31	3-8	.375	2-5	.400	0-0	.000	0	1	1	1.6	3	1	3	0	1	8	6.4	
VIRGINIA	2/3/13	*	37	4-10	.400	1-5	.200	5-7	.714	0	5	5	1.8	3	1	1	0	0	14	6.8	
FLORIDA STATE	2/5/13	*	28	2-7	.286	0-3	.000	2-2	1.000	1	4	5	2.0	1	3	1	0	2	6	6.8	
at Virginia Tech	2/9/13	*	28	2-6	.333	1-3	.333	0-0	.000	0	3	3	2.0	1	4	1	1	0	5	6.7	
CLEMSON	2/14/13	*	33	2-8	.250	2-4	.500	3-4	.750	1	2	3	2.0	0	0	2	1	0	9	6.8	
at Wake Forest	2/16/13	*	27	2-5	.400	0-2	.000	2-2	1.000	0	2	2	2.0	1	0	1	0	4	6	6.8	
NORTH CAROLINA	2/19/13	*	29	5-10	.500	2-4	.500	0-2	.000	1	3	4	2.1	3	1	3	0	0	12	7.0	
at Virginia	2/24/13	*	32	2-3	.667	1-2	.500	0-0	.000	0	0	0	2.0	0	1	2	0	0	5	6.9	
MARYLAND	2/27/13	*	19	2-7	.286	0-3	.000	0-2	.000	0	2	2	2.0	1	1	3	1	0	4	6.8	
NC STATE	3/3/13		23	3-10	.300	1-4	.250	0-0	.000	1	3	4	2.1	2	2	2	0	0	7	6.8	
at Miami	3/6/13	*	34	8-18	.444	4-8	.500	1-1	1.000	0	4	4	2.2	1	1	0	0	1	21	7.3	
at Boston College	3/9/13	*	24	4-11	.364	3-7	.429	1-1	1.000	0	0	0	2.1	4	1	1	0	1	12	7.4	
vs Boston College	3/14/13	*	21	0-6	.000	0-4	.000	2-4	.500	1	2	3	2.1	2	0	1	0	2	2	7.3	
Totals			15	740	84-232	.362	35-115	.304	22-35	.629	7	59	66	2.1	53	39	41	4	25	225	7.3

Games played: 31  
Minutes/game: 23.9  
Points/game: 7.3  
FG Pct: 36.2  
3FG Pct: 30.4  
FT Pct: 62.9

Rebounds/game: 2.1  
Assists/game: 1.3  
Turnovers/game: 1.3  
Assist/turnover ratio: 1.0  
Steals/game: 0.8  
Blocks/game: 0.1

**2012-13 Georgia Tech Basketball**  
**Georgia Tech Individual Game-by-Game (as of Mar 14, 2013)**  
**All games**

**#12 Poole Jr., Stacey**

Opponent	Date	gs	min	Total		3-Pointers		Free throws		Rebounds				pf	a	t/o	blk	stl	pts	avg
				fg-fga	pct	3fg-fga	pct	ft-fa	pct	off	def	tot	avg							
THE CITADEL	12/22/12		21	2-9	.222	0-1	.000	3-4	.750	1	4	5	5.0	1	0	0	0	0	7	7.0
FORDHAM	12/29/12		11	1-2	.500	0-1	.000	3-6	.500	1	4	5	5.0	1	1	0	0	1	5	6.0
CHATTANOOGA	1/2/13		5	0-1	.000	0-0	.000	0-0	.000	0	1	1	3.7	0	0	1	0	0	0	4.0
MIAMI	1/5/13		4	0-0	.000	0-0	.000	0-0	.000	0	1	1	3.0	0	2	1	0	0	0	3.0
at NC State	1/9/13		5	0-1	.000	0-0	.000	0-0	.000	0	1	1	2.6	0	1	0	0	0	0	2.4
VIRGINIA TECH	1/12/13		16	2-4	.500	0-1	.000	1-1	1.000	0	3	3	2.7	3	1	0	0	1	5	2.8
at North Carolina	1/23/13		5	0-2	.000	0-0	.000	0-0	.000	1	0	1	2.4	0	1	0	0	0	0	2.4
WAKE FOREST	1/26/13		14	3-6	.500	0-2	.000	0-0	.000	0	2	2	2.4	2	1	1	1	0	6	2.9
at Clemson	1/29/13		6	0-2	.000	0-1	.000	0-0	.000	1	0	1	2.2	1	1	1	0	1	0	2.6
VIRGINIA	2/3/13		2	0-1	.000	0-0	.000	0-0	.000	1	0	1	2.1	1	0	0	0	0	0	2.3
FLORIDA STATE	2/5/13		4	0-1	.000	0-0	.000	1-2	.500	0	1	1	2.0	0	0	0	0	0	1	2.2
CLEMSON	2/14/13		3	0-1	.000	0-0	.000	0-0	.000	0	1	1	1.9	0	0	0	0	0	0	2.0
at Wake Forest	2/16/13		5	0-1	.000	0-0	.000	0-0	.000	0	0	0	1.8	0	0	0	0	0	0	1.8
NORTH CAROLINA	2/19/13		8	0-3	.000	0-1	.000	0-0	.000	1	1	2	1.8	0	0	0	0	0	0	1.7
at Virginia	2/24/13		7	0-1	.000	0-0	.000	0-0	.000	0	0	0	1.7	1	0	1	0	0	0	1.6
at Miami	3/6/13		2	0-0	.000	0-0	.000	0-0	.000	0	0	0	1.6	1	0	0	0	0	0	1.5
Totals		0	118	8-35	.229	0-7	.000	8-13	.615	6	19	25	1.6	11	7	6	1	3	24	1.5

Games played: 16  
Minutes/game: 7.4  
Points/game: 1.5  
FG Pct: 22.9  
3FG Pct: 0.0  
FT Pct: 61.5

Rebounds/game: 1.6  
Assists/game: 0.4  
Turnovers/game: 0.4  
Assist/turnover ratio: 1.2  
Steals/game: 0.2  
Blocks/game: 0.1

**2012-13 Georgia Tech Basketball**  
**Georgia Tech Individual Game-by-Game (as of Mar 14, 2013)**  
**All games**

**#14 Morris, Jason**

Opponent	Date	gs	min	Total		3-Pointers		Free throws		Rebounds				pf	a	t/o	blk	stl	pts	avg	
				fg-fga	pct	3fg-fga	pct	ft-fa	pct	off	def	tot	avg								
TULANE	11/9/12		16	1-3	.333	1-2	.500	0-0	.000	0	4	4	4.0	1	1	2	1	1	3	3.0	
PRESBYTERIAN	11/14/12		16	2-8	.250	1-3	.333	0-0	.000	0	0	0	2.0	2	0	3	0	1	5	4.0	
vs Rice	11/22/12		19	2-9	.222	0-3	.000	0-0	.000	5	4	9	4.3	3	0	2	0	0	4	4.0	
vs California	11/23/12	*	22	1-3	.333	0-1	.000	2-2	1.000	1	1	2	3.8	2	0	0	0	0	4	4.0	
vs Saint Mary's	11/25/12		17	1-6	.167	0-1	.000	0-0	.000	0	0	0	3.0	0	1	0	0	0	2	3.6	
at Illinois	11/28/12		14	4-7	.571	1-3	.333	1-4	.250	1	3	4	3.2	0	1	2	0	2	10	4.7	
GEORGIA	12/4/12		17	2-5	.400	1-3	.333	0-0	.000	0	1	1	2.9	1	0	2	1	1	5	4.7	
UNC WILMINGTON	12/8/12		19	2-3	.667	1-1	1.000	1-2	.500	0	6	6	3.3	0	1	1	0	0	6	4.9	
FORDHAM	12/29/12		10	3-4	.750	3-3	1.000	0-0	.000	0	3	3	3.2	2	1	0	0	0	9	5.3	
CHATTANOOGA	1/2/13		17	3-7	.429	3-4	.750	0-0	.000	2	1	3	3.2	0	2	1	1	1	9	5.7	
MIAMI	1/5/13		9	0-3	.000	0-2	.000	0-0	.000	0	1	1	3.0	0	1	0	0	0	0	5.2	
at Wake Forest	2/16/13		2	0-1	.000	0-0	.000	0-0	.000	0	0	0	2.8	0	0	0	0	0	0	4.8	
at Virginia	2/24/13		2	0-0	.000	0-0	.000	0-0	.000	0	0	0	2.5	0	0	1	0	1	0	4.4	
MARYLAND	2/27/13		11	0-2	.000	0-1	.000	0-0	.000	0	0	0	2.4	3	1	1	0	1	0	4.1	
NC STATE	3/3/13		10	2-5	.400	1-2	.500	0-0	.000	1	3	4	2.5	1	0	0	0	1	5	4.1	
at Miami	3/6/13		2	0-0	.000	0-0	.000	0-0	.000	0	1	1	2.4	0	0	0	0	0	0	3.9	
at Boston College	3/9/13		7	0-2	.000	0-1	.000	0-0	.000	0	0	0	2.2	0	0	0	0	0	0	3.6	
vs Boston College	3/14/13		7	2-2	1.000	1-1	1.000	0-0	.000	1	0	1	2.2	1	1	1	0	0	5	3.7	
Totals			1	217	25-70	.357	13-31	.419	4-8	.500	11	28	39	2.2	16	10	16	3	9	67	3.7

Games played: 18  
Minutes/game: 12.1  
Points/game: 3.7  
FG Pct: 35.7  
3FG Pct: 41.9  
FT Pct: 50.0

Rebounds/game: 2.2  
Assists/game: 0.6  
Turnovers/game: 0.9  
Assist/turnover ratio: 0.6  
Steals/game: 0.5  
Blocks/game: 0.2

**2012-13 Georgia Tech Basketball**  
**Georgia Tech Individual Game-by-Game (as of Mar 14, 2013)**  
**All games**

**#23 Reed, Brandon**

Opponent	Date	gs	min	Total		3-Pointers		Free throws		Rebounds				pf	a	t/o	blk	stl	pts	avg	
				fg-fga	pct	3fg-fga	pct	ft-fa	pct	off	def	tot	avg								
TULANE	11/9/12	*	18	1-3	.333	0-0	.000	0-1	.000	1	5	6	6.0	1	1	2	0	0	2	2.0	
PREBYTERIAN	11/14/12	*	17	0-5	.000	0-2	.000	0-0	.000	0	3	3	4.5	0	0	0	0	0	0	1.0	
vs Rice	11/22/12	*	18	3-6	.500	1-3	.333	0-0	.000	1	6	7	5.3	1	0	1	0	1	7	3.0	
vs California	11/23/12	*	9	0-2	.000	0-0	.000	0-0	.000	0	1	1	4.3	1	1	0	0	0	0	2.3	
vs Saint Mary's	11/25/12	*	25	6-8	.750	4-6	.667	3-4	.750	0	2	2	3.8	3	3	1	0	0	19	5.6	
at Illinois	11/28/12	*	15	0-4	.000	0-3	.000	0-0	.000	0	2	2	3.5	1	0	2	0	0	0	4.7	
GEORGIA	12/4/12	*	19	0-5	.000	0-1	.000	4-4	1.000	0	3	3	3.4	3	2	1	0	0	4	4.6	
UNC WILMINGTON	12/8/12	*	27	3-7	.429	0-1	.000	2-2	1.000	0	4	4	3.5	2	5	0	0	1	8	5.0	
ALABAMA STATE	12/17/12	*	30	6-10	.600	2-4	.500	0-0	.000	0	5	5	3.7	0	4	1	0	1	14	6.0	
THE CITADEL	12/22/12	*	14	2-8	.250	1-4	.250	1-1	1.000	0	2	2	3.5	0	2	1	0	0	6	6.0	
FORDHAM	12/29/12	*	21	3-6	.500	2-4	.500	1-2	.500	0	3	3	3.5	1	0	0	0	0	9	6.3	
CHATTANOOGA	1/2/13	*	15	1-5	.200	1-3	.333	0-1	.000	0	2	2	3.3	0	0	2	1	0	3	6.0	
MIAMI	1/5/13	*	17	0-4	.000	0-3	.000	0-0	.000	1	0	1	3.2	1	0	0	0	0	0	5.5	
at NC State	1/9/13	*	18	3-9	.333	0-1	.000	0-0	.000	0	1	1	3.0	3	0	0	0	0	6	5.6	
VIRGINIA TECH	1/12/13	*	30	1-6	.167	1-4	.250	0-0	.000	0	1	1	2.9	3	2	2	0	0	3	5.4	
at North Carolina	1/23/13		7	1-3	.333	1-2	.500	0-0	.000	0	0	0	2.7	1	1	1	0	0	3	5.3	
WAKE FOREST	1/26/13		19	3-7	.429	2-3	.667	0-0	.000	2	4	6	2.9	2	1	4	1	2	8	5.4	
at Clemson	1/29/13		11	0-4	.000	0-1	.000	1-2	.500	1	2	3	2.9	0	1	0	0	2	1	5.2	
VIRGINIA	2/3/13		7	0-1	.000	0-0	.000	0-2	.000	0	1	1	2.8	0	1	0	0	1	0	4.9	
FLORIDA STATE	2/5/13		18	3-5	.600	3-4	.750	0-0	.000	0	0	0	2.7	0	1	1	0	0	9	5.1	
at Virginia Tech	2/9/13		23	3-6	.500	1-2	.500	2-4	.500	0	4	4	2.7	2	4	1	0	1	9	5.3	
CLEMSON	2/14/13		9	1-7	.143	1-4	.250	0-0	.000	0	2	2	2.7	0	0	0	0	0	3	5.2	
at Wake Forest	2/16/13		14	0-3	.000	0-1	.000	0-0	.000	0	6	6	2.8	1	1	0	0	0	0	5.0	
NORTH CAROLINA	2/19/13		11	1-2	.500	1-2	.500	0-0	.000	0	0	0	2.7	0	0	0	0	0	3	4.9	
at Virginia	2/24/13		8	0-1	.000	0-1	.000	0-0	.000	0	1	1	2.6	1	0	2	0	0	0	4.7	
MARYLAND	2/27/13		21	6-9	.667	3-4	.750	2-3	.667	1	4	5	2.7	0	4	0	0	2	17	5.2	
NC STATE	3/3/13		13	1-4	.250	1-3	.333	0-0	.000	0	1	1	2.7	1	0	0	0	0	3	5.1	
at Miami	3/6/13		7	1-1	1.000	1-1	1.000	0-0	.000	0	1	1	2.6	1	1	2	0	0	3	5.0	
at Boston College	3/9/13		17	4-6	.667	1-2	.500	0-0	.000	1	0	1	2.6	0	2	0	0	0	9	5.1	
vs Boston College	3/14/13		19	3-9	.333	1-4	.250	1-2	.500	1	2	3	2.6	1	0	1	0	1	8	5.2	
Totals			15	497	56-156	.359	28-73	.384	17-28	.607	9	68	77	2.6	30	37	25	2	12	157	5.2

Games played: 30  
Minutes/game: 16.6  
Points/game: 5.2  
FG Pct: 35.9  
3FG Pct: 38.4  
FT Pct: 60.7

Rebounds/game: 2.6  
Assists/game: 1.2  
Turnovers/game: 0.8  
Assist/turnover ratio: 1.5  
Steals/game: 0.4  
Blocks/game: 0.1

**2012-13 Georgia Tech Basketball**  
**Georgia Tech Individual Game-by-Game (as of Mar 14, 2013)**  
**All games**

**#24 Holsey, Kammeon**

Opponent	Date	gs	min	Total		3-Pointers		Free throws		Rebounds				pf	a	t/o	blk	stl	pts	avg
				fg-fga	pct	3fg-fga	pct	ft-fa	pct	off	def	tot	avg							
TULANE	11/9/12		18	7-9	.778	0-0	.000	4-5	.800	3	4	7	7.0	2	2	0	0	0	18	18.0
PRESBYTERIAN	11/14/12		19	3-6	.500	0-0	.000	1-1	1.000	3	2	5	6.0	0	1	1	0	0	7	12.5
vs Rice	11/22/12		18	3-5	.600	0-0	.000	3-3	1.000	4	2	6	6.0	1	2	2	0	0	9	11.3
vs California	11/23/12		20	6-10	.600	0-0	.000	2-3	.667	2	2	4	5.5	4	2	0	0	0	14	12.0
vs Saint Mary's	11/25/12		22	1-1	1.000	0-0	.000	3-4	.750	1	6	7	5.8	2	0	2	0	0	5	10.6
at Illinois	11/28/12		25	5-6	.833	0-0	.000	4-4	1.000	2	2	4	5.5	2	1	3	0	0	14	11.2
GEORGIA	12/4/12		24	1-3	.333	0-0	.000	4-6	.667	4	2	6	5.6	3	1	1	1	1	6	10.4
UNC WILMINGTON	12/8/12		18	0-4	.000	0-0	.000	2-4	.500	2	0	2	5.1	3	0	0	0	2	2	9.4
ALABAMA STATE	12/17/12		18	4-8	.500	0-0	.000	3-6	.500	1	4	5	5.1	3	3	2	0	1	11	9.6
THE CITADEL	12/22/12		16	7-10	.700	0-0	.000	0-1	.000	4	3	7	5.3	2	2	1	0	0	14	10.0
FORDHAM	12/29/12		15	2-4	.500	0-0	.000	0-2	.000	2	3	5	5.3	3	1	2	1	0	4	9.5
CHATTANOOGA	1/2/13		18	3-5	.600	0-0	.000	4-5	.800	1	1	2	5.0	3	1	4	0	0	10	9.5
MIAMI	1/5/13		24	4-7	.571	0-0	.000	2-4	.500	0	1	1	4.7	1	2	2	0	0	10	9.5
at NC State	1/9/13		11	3-8	.375	0-0	.000	1-2	.500	2	2	4	4.6	3	0	2	0	0	7	9.4
VIRGINIA TECH	1/12/13		21	2-5	.400	0-0	.000	0-0	.000	1	2	3	4.5	2	2	0	0	1	4	9.0
at Duke	1/17/13		15	2-4	.500	0-0	.000	0-0	.000	2	6	8	4.8	3	0	4	1	0	4	8.7
at North Carolina	1/23/13		21	8-13	.615	0-0	.000	2-2	1.000	6	3	9	5.0	5	0	2	1	0	18	9.2
WAKE FOREST	1/26/13		25	4-10	.400	0-0	.000	0-1	.000	1	4	5	5.0	1	4	2	2	2	8	9.2
at Clemson	1/29/13		25	5-9	.556	0-0	.000	4-7	.571	2	2	4	4.9	2	1	5	0	1	14	9.4
VIRGINIA	2/3/13		22	5-7	.714	0-0	.000	2-3	.667	3	1	4	4.9	1	1	3	1	1	12	9.6
FLORIDA STATE	2/5/13		16	2-4	.500	0-0	.000	2-2	1.000	1	0	1	4.7	4	0	2	0	1	6	9.4
at Virginia Tech	2/9/13		24	6-8	.750	0-0	.000	1-4	.250	2	7	9	4.9	1	1	1	1	0	13	9.5
CLEMSON	2/14/13		21	3-8	.375	0-0	.000	3-4	.750	3	5	8	5.0	1	0	0	0	0	9	9.5
at Wake Forest	2/16/13		15	2-8	.250	0-0	.000	0-0	.000	0	2	2	4.9	4	0	4	0	0	4	9.3
NORTH CAROLINA	2/19/13		22	3-6	.500	0-0	.000	4-6	.667	1	5	6	5.0	3	0	3	1	0	10	9.3
at Virginia	2/24/13		20	4-4	1.000	0-0	.000	0-2	.000	1	1	2	4.8	4	0	3	0	0	8	9.3
MARYLAND	2/27/13		12	4-5	.800	0-0	.000	0-2	.000	2	1	3	4.8	3	1	1	0	1	8	9.2
NC STATE	3/3/13		18	3-6	.500	0-0	.000	0-0	.000	3	1	4	4.8	1	1	2	1	0	6	9.1
at Miami	3/6/13		18	3-4	.750	0-0	.000	0-0	.000	1	4	5	4.8	3	1	2	0	0	6	9.0
at Boston College	3/9/13		15	3-3	1.000	0-0	.000	0-0	.000	3	0	3	4.7	4	1	2	0	0	6	8.9
vs Boston College	3/14/13		21	3-9	.333	0-0	.000	0-0	.000	3	2	5	4.7	1	0	2	0	0	6	8.8
Totals		0	597	111-199	.558	0-0	.000	51-83	.614	66	80	146	4.7	75	31	60	10	11	273	8.8

Games played: 31  
Minutes/game: 19.3  
Points/game: 8.8  
FG Pct: 55.8  
FT Pct: 61.4

Rebounds/game: 4.7  
Assists/game: 1.0  
Turnovers/game: 1.9  
Assist/turnover ratio: 0.5  
Steals/game: 0.4  
Blocks/game: 0.3

**2012-13 Georgia Tech Basketball**  
**Georgia Tech Individual Game-by-Game (as of Mar 14, 2013)**  
**All games**

**#31 Peek, Aaron**

Opponent	Date	gs	min	Total		3-Pointers		Free throws		Rebounds				pf	a	t/o	blk	stl	pts	avg	
				fg-fga	pct	3fg-fga	pct	ft-fta	pct	off	def	tot	avg								
TULANE	11/9/12		0	0-0	.000	0-0	.000	0-0	.000	0	0	0	0.0	0	0	0	0	0	0	0.0	
ALABAMA STATE	12/17/12		4	0-0	.000	0-0	.000	0-0	.000	0	1	1	0.5	0	0	1	0	0	0	0.0	
THE CITADEL	12/22/12		3	0-0	.000	0-0	.000	0-0	.000	0	0	0	0.3	0	0	0	0	0	0	0.0	
FORDHAM	12/29/12		3	0-1	.000	0-0	.000	0-0	.000	0	1	1	0.5	1	0	0	1	1	0	0.0	
WAKE FOREST	1/26/13		1	0-0	.000	0-0	.000	0-0	.000	0	0	0	0.4	1	0	0	1	0	0	0.0	
<b>Totals</b>			<b>0</b>	<b>11</b>	<b>0-1</b>	<b>.000</b>	<b>0-0</b>	<b>.000</b>	<b>0-0</b>	<b>.000</b>	<b>0</b>	<b>2</b>	<b>2</b>	<b>0.4</b>	<b>2</b>	<b>0</b>	<b>1</b>	<b>2</b>	<b>1</b>	<b>0</b>	<b>0.0</b>

Games played: 5  
Minutes/game: 2.2  
FG Pct: 0.0

Rebounds/game: 0.4  
Turnovers/game: 0.2  
Steals/game: 0.2  
Blocks/game: 0.4

**#32 Doyle, Brooks**

Opponent	Date	gs	min	Total		3-Pointers		Free throws		Rebounds				pf	a	t/o	blk	stl	pts	avg
				fg-fga	pct	3fg-fga	pct	ft-fta	pct	off	def	tot	avg							
TULANE	11/9/12		0	0-0	.000	0-0	.000	1-2	.500	0	0	0	0.0	0	0	0	0	0	1	1.0
vs Rice	11/22/12		3	0-1	.000	0-1	.000	0-0	.000	0	0	0	0.0	1	0	0	0	0	0	0.5
ALABAMA STATE	12/17/12		5	1-1	1.000	1-1	1.000	1-2	.500	0	1	1	0.3	1	0	0	0	0	4	1.7
THE CITADEL	12/22/12		4	0-1	.000	0-0	.000	0-0	.000	0	1	1	0.5	0	0	0	0	0	0	1.3
FORDHAM	12/29/12		3	0-0	.000	0-0	.000	0-0	.000	0	0	0	0.4	0	0	0	0	0	0	1.0
at North Carolina	1/23/13		1	0-0	.000	0-0	.000	0-0	.000	0	0	0	0.3	0	0	0	0	0	0	0.8
WAKE FOREST	1/26/13		1	0-0	.000	0-0	.000	0-0	.000	0	0	0	0.3	0	0	0	0	0	0	0.7
<b>Totals</b>			<b>0</b>	<b>17</b>	<b>1-3</b>	<b>.333</b>	<b>1-2</b>	<b>.500</b>	<b>2-4</b>	<b>.500</b>	<b>0</b>	<b>2</b>	<b>2</b>	<b>0.3</b>	<b>2</b>	<b>0</b>	<b>0</b>	<b>0</b>	<b>5</b>	<b>0.7</b>

Games played: 7  
Minutes/game: 2.4  
Points/game: 0.7  
FG Pct: 33.3  
3FG Pct: 50.0  
FT Pct: 50.0

Rebounds/game: 0.3

**2012-13 Georgia Tech Basketball**  
**Georgia Tech Individual Game-by-Game (as of Mar 14, 2013)**  
**All games**

**#45 Poole, Solomon**

Opponent	Date	gs	min	Total		3-Pointers		Free throws		Rebounds				pf	a	t/o	blk	stl	pts	avg
				fg-fga	pct	3fg-fga	pct	ft-fa	pct	off	def	tot	avg							
ALABAMA STATE	12/17/12	6	0-1	.000	0-0	.000	2-2	1.000	0	2	2	2.0	0	1	3	0	1	2	2.0	
THE CITADEL	12/22/12	12	2-4	.500	0-1	.000	0-0	.000	0	2	2	2.0	1	4	3	0	1	4	3.0	
FORDHAM	12/29/12	5	1-2	.500	0-1	.000	0-0	.000	0	1	1	1.7	0	0	1	0	0	2	2.7	
MIAMI	1/5/13	4	1-1	1.000	1-1	1.000	0-0	.000	0	0	0	1.3	0	1	0	0	1	3	2.8	
at NC State	1/9/13	6	1-2	.500	0-1	.000	0-0	.000	0	1	1	1.2	1	1	0	0	1	2	2.6	
VIRGINIA TECH	1/12/13	7	1-1	1.000	1-1	1.000	0-0	.000	0	0	0	1.0	0	0	1	0	0	3	2.7	
at Duke	1/17/13	18	0-8	.000	0-4	.000	0-0	.000	2	1	3	1.3	2	1	4	0	2	0	2.3	
at North Carolina	1/23/13	19	1-6	.167	1-3	.333	0-0	.000	0	1	1	1.3	5	3	3	0	0	3	2.4	
WAKE FOREST	1/26/13	11	1-2	.500	0-0	.000	0-2	.000	0	1	1	1.2	2	0	0	0	0	2	2.3	
at Clemson	1/29/13	12	0-0	.000	0-0	.000	0-0	.000	0	0	0	1.1	1	2	3	0	0	0	2.1	
VIRGINIA	2/3/13	3	0-1	.000	0-1	.000	0-0	.000	0	0	0	1.0	0	0	0	0	0	0	1.9	
FLORIDA STATE	2/5/13	5	1-1	1.000	1-1	1.000	0-0	.000	0	0	0	0.9	1	0	0	0	0	3	2.0	
at Virginia Tech	2/9/13	17	1-3	.333	1-3	.333	0-0	.000	0	1	1	0.9	4	2	2	0	0	3	2.1	
CLEMSON	2/14/13	9	1-3	.333	0-1	.000	1-2	.500	0	1	1	0.9	0	1	3	0	0	3	2.1	
at Wake Forest	2/16/13	7	0-1	.000	0-1	.000	0-2	.000	0	0	0	0.9	1	0	2	0	0	0	2.0	
NORTH CAROLINA	2/19/13	5	0-4	.000	0-2	.000	0-0	.000	0	0	0	0.8	0	1	1	0	1	0	1.9	
at Virginia	2/24/13	9	1-3	.333	1-2	.500	0-0	.000	0	0	0	0.8	1	1	0	0	0	3	1.9	
MARYLAND	2/27/13	10	0-0	.000	0-0	.000	0-0	.000	0	0	0	0.7	1	2	3	0	0	0	1.8	
NC STATE	3/3/13	4	0-0	.000	0-0	.000	1-2	.500	0	0	0	0.7	3	0	3	0	0	1	1.8	
at Miami	3/6/13	16	2-2	1.000	0-0	.000	0-0	.000	1	1	2	0.8	1	1	1	0	0	4	1.9	
vs Boston College	3/14/13	5	0-1	.000	0-1	.000	0-0	.000	0	0	0	0.7	1	0	1	0	0	0	1.8	
<b>Totals</b>		<b>0</b>	<b>190</b>	<b>14-46</b>	<b>.304</b>	<b>6-24</b>	<b>.250</b>	<b>4-10</b>	<b>.400</b>	<b>3</b>	<b>12</b>	<b>15</b>	<b>0.7</b>	<b>25</b>	<b>21</b>	<b>34</b>	<b>0</b>	<b>7</b>	<b>38</b>	<b>1.8</b>

Games played: 21  
Minutes/game: 9.0  
Points/game: 1.8  
FG Pct: 30.4  
3FG Pct: 25.0  
FT Pct: 40.0

Rebounds/game: 0.7  
Assists/game: 1.0  
Turnovers/game: 1.6  
Assist/turnover ratio: 0.6  
Steals/game: 0.3

## Individual Career History

### Holsey, Kammeon

Season	gp-gs	min/avg	Total		3-Point		F-Throws		Rebounds				Scoring							
			fg-fga	pct	fg-fga	pct	ft-fta	pct	off	def	tot	avg	pf	fo	ast	to	blk	stl	pts	avg
2010-11	30-12	432/14.4	44-90	.489	0-0	.000	15-31	.484	42	38	80	2.7	57	0	9	33	6	13	103	3.4
2011-12	31-31	754/24.3	121-205	.590	0-0	.000	48-91	.527	71	81	152	4.9	89	2	27	69	12	19	290	9.4
2012-13	31-0	597/19.3	111-199	.558	0-0	.000	51-83	.614	66	80	146	4.7	75	1	31	60	10	11	273	8.8
TOTAL	92-43	1783/19.4	276-494	.559	0-0	.000	114-205	.556	179	199	378	4.1	221	3	67	162	28	43	666	7.2

### Jordan, Pierre

Season	gp-gs	min/avg	Total		3-Point		F-Throws		Rebounds				Scoring							
			fg-fga	pct	fg-fga	pct	ft-fta	pct	off	def	tot	avg	pf	fo	ast	to	blk	stl	pts	avg
2011-12	28-1	323/11.5	17-48	.354	5-18	.278	3-4	.750	1	25	26	0.9	35	0	24	20	2	10	42	1.5
2012-13	21-1	167/8.0	3-14	.214	0-7	.000	0-0	.000	1	20	21	1.0	23	0	12	12	3	10	6	0.3
TOTAL	49-2	490/10.0	20-62	.323	5-25	.200	3-4	.750	2	45	47	1.0	58	0	36	32	5	20	48	1.0

### Miller, Daniel

Season	gp-gs	min/avg	Total		3-Point		F-Throws		Rebounds				Scoring							
			fg-fga	pct	fg-fga	pct	ft-fta	pct	off	def	tot	avg	pf	fo	ast	to	blk	stl	pts	avg
2010-11	31-31	797/25.7	60-121	.496	0-0	.000	17-46	.370	48	106	154	5.0	75	0	19	39	67	31	137	4.4
2011-12	31-31	930/30.0	110-221	.498	0-0	.000	32-42	.762	58	145	203	6.5	52	1	46	51	75	29	252	8.1
2012-13	31-31	884/28.5	104-203	.512	0-1	.000	51-70	.729	73	133	206	6.6	48	0	67	47	64	27	259	8.4
TOTAL	93-93	2611/28.1	274-545	.503	0-1	.000	100-158	.633	179	384	563	6.1	175	1	132	137	206	87	648	7.0

### Morris, Jason

Season	gp-gs	min/avg	Total		3-Point		F-Throws		Rebounds				Scoring							
			fg-fga	pct	fg-fga	pct	ft-fta	pct	off	def	tot	avg	pf	fo	ast	to	blk	stl	pts	avg
2010-11	31-5	567/18.3	67-162	.414	22-55	.400	31-41	.756	24	44	68	2.2	67	0	12	42	8	20	187	6.0
2011-12	31-20	764/24.6	85-246	.346	28-96	.292	43-61	.705	22	80	102	3.3	55	1	35	58	15	15	241	7.8
2012-13	18-1	217/12.1	25-70	.357	13-31	.419	4-8	.500	11	28	39	2.2	16	0	10	16	3	9	67	3.7
TOTAL	80-26	1548/19.4	177-478	.370	63-182	.346	78-110	.709	57	152	209	2.6	138	1	57	116	26	44	495	6.2

### Reed, Brandon

Season	gp-gs	min/avg	Total		3-Point		F-Throws		Rebounds				Scoring							
			fg-fga	pct	fg-fga	pct	ft-fta	pct	off	def	tot	avg	pf	fo	ast	to	blk	stl	pts	avg
2011-12	31-28	796/25.7	78-229	.341	34-122	.279	44-60	.733	12	88	100	3.2	31	0	38	59	1	25	234	7.5
2012-13	30-15	497/16.6	56-156	.359	28-73	.384	17-28	.607	9	68	77	2.6	30	0	37	25	2	12	157	5.2
TOTAL	61-43	1293/21.2	134-385	.348	62-195	.318	61-88	.693	21	156	177	2.9	61	0	75	84	3	37	391	6.4

### Royal, Julian

Season	gp-gs	min/avg	Total		3-Point		F-Throws		Rebounds				Scoring							
			fg-fga	pct	fg-fga	pct	ft-fta	pct	off	def	tot	avg	pf	fo	ast	to	blk	stl	pts	avg
2011-12	30-0	479/16.0	50-115	.435	11-29	.379	21-29	.724	35	38	73	2.4	45	0	18	28	8	8	132	4.4
2012-13	24-0	158/6.6	17-49	.347	2-14	.143	5-6	.833	13	17	30	1.3	28	2	3	13	6	7	41	1.7
TOTAL	54-0	637/11.8	67-164	.409	13-43	.302	26-35	.743	48	55	103	1.9	73	2	21	41	14	15	173	3.2

### Udofia, Mfon

Season	gp-gs	min/avg	Total		3-Point		F-Throws		Rebounds				Scoring							
			fg-fga	pct	fg-fga	pct	ft-fta	pct	off	def	tot	avg	pf	fo	ast	to	blk	stl	pts	avg
2009-10	35-25	690/19.7	71-193	.368	25-84	.298	38-61	.623	19	67	86	2.5	62	1	66	59	2	28	205	5.9
2010-11	31-11	660/21.3	72-193	.373	19-64	.297	45-79	.570	33	33	66	2.1	77	2	38	43	0	32	208	6.7
2011-12	31-30	985/31.8	102-266	.383	35-109	.321	67-101	.663	27	79	106	3.4	76	0	88	85	3	16	306	9.9
2012-13	31-31	916/29.5	84-223	.377	38-110	.345	52-81	.642	16	68	84	2.7	71	2	91	53	0	25	258	8.3
TOTAL	128-97	3251/25.4	329-875	.376	117-367	.319	202-322	.627	95	247	342	2.7	286	5	283	240	5	101	977	7.6



**Official Basketball Box Score -- Game Totals -- Final Statistics**  
**Tulane vs Georgia Tech**  
**11/9/12 7 p.m. at McCamish Pavilion, Atlanta, Ga.**

**Tulane 61 • 0-1**

##	Player	Total		3-Ptr		Rebounds			PF	TP	A	TO	Blk	Stl	Min
		FG-FGA	FG-FGA	FT-FTA	Off	Def	Tot								
00	Davis, Josh	f	12-15	1-1	2-5	1	3	4	3	27	3	1	0	0	33
22	Timmons, Kendall	f	1-6	0-0	1-4	1	4	5	2	3	0	1	1	3	30
41	Bruha, Tomas	c	2-7	0-0	0-0	2	2	4	0	4	0	0	0	0	18
02	Tarrant, Ricky	g	6-13	1-4	5-7	0	2	2	3	18	0	0	0	0	38
05	Callahan, Jordan	g	2-12	0-4	0-0	1	0	1	2	4	3	0	0	1	34
03	Dabney, Louis	g	0-0	0-0	0-0	0	0	0	0	0	0	0	0	0	4
04	Cherry, Ben	g	1-3	1-3	0-0	0	0	0	2	3	0	0	0	0	15
11	Mack, Kajon	g	0-0	0-0	0-0	0	0	0	0	0	0	0	0	0	0+
13	Birchfield, Josh	g	0-0	0-0	0-0	0	1	1	2	0	0	1	0	0	2
21	Norella, Marc Eddy	g	0-0	0-0	0-0	0	0	0	0	0	0	0	0	0	0+
24	Hook, Jay	g	0-0	0-0	0-0	0	0	0	1	0	0	0	0	0	0+
25	Nwogbo, Lotanna	g	0-0	0-0	0-0	0	0	0	0	0	0	0	0	0	0+
34	Drye, Tre	g	1-3	0-0	0-0	1	3	4	2	2	0	1	0	0	26
	Team					1	1	2							
	<b>Totals</b>		<b>25-59</b>	<b>3-12</b>	<b>8-16</b>	<b>7</b>	<b>16</b>	<b>23</b>	<b>17</b>	<b>61</b>	<b>6</b>	<b>4</b>	<b>1</b>	<b>4</b>	<b>200</b>

FG % 1st Half: 12-30 40.0% 2nd half: 13-29 44.8% Game: 25-59 42.4%  
 3FG % 1st Half: 2-7 28.6% 2nd half: 1-5 20.0% Game: 3-12 25.0%  
 FT % 1st Half: 4-6 66.7% 2nd half: 4-10 40.0% Game: 8-16 50.0%

**Georgia Tech 79 • 1-0**

##	Player	Total		3-Ptr		Rebounds			PF	TP	A	TO	Blk	Stl	Min
		FG-FGA	FG-FGA	FT-FTA	Off	Def	Tot								
03	Georges-Hunt, Marcus	f	6-8	0-2	2-2	3	4	7	2	14	1	0	0	1	24
04	Carter Jr., Robert	f	3-7	0-1	3-4	0	7	7	2	9	1	1	2	0	25
05	Miller, Daniel	c	4-8	0-0	2-4	6	4	10	2	10	6	2	3	0	26
00	Udofia, Mfon	g	4-5	0-1	0-1	1	1	2	2	8	2	2	0	0	31
23	Reed, Brandon	g	1-3	0-0	0-1	1	5	6	1	2	1	2	0	0	18
01	Royal, Julian	g	1-4	0-2	0-0	1	0	1	1	2	0	0	0	0	10
02	Jordan, Pierre	g	0-0	0-0	0-0	0	0	0	1	0	1	1	0	0	9
11	Bolden, Chris	g	5-10	2-6	0-0	0	1	1	3	12	3	0	0	0	23
14	Morris, Jason	g	1-3	1-2	0-0	0	4	4	1	3	1	2	1	1	16
24	Holsey, Kammeon	g	7-9	0-0	4-5	3	4	7	2	18	2	0	0	0	18
31	Peek, Aaron	g	0-0	0-0	0-0	0	0	0	0	0	0	0	0	0	0+
32	Doyle, Brooks	g	0-0	0-0	1-2	0	0	0	0	1	0	0	0	0	0+
	Team					1	1	2							
	<b>Totals</b>		<b>32-57</b>	<b>3-14</b>	<b>12-19</b>	<b>16</b>	<b>31</b>	<b>47</b>	<b>17</b>	<b>79</b>	<b>18</b>	<b>10</b>	<b>6</b>	<b>3</b>	<b>200</b>

FG % 1st Half: 15-30 50.0% 2nd half: 17-27 63.0% Game: 32-57 56.1%  
 3FG % 1st Half: 2-7 28.6% 2nd half: 1-7 14.3% Game: 3-14 21.4%  
 FT % 1st Half: 7-10 70.0% 2nd half: 5-9 55.6% Game: 12-19 63.2%

Officials: Karl Hess, Gary Maxwell, Raymond Styons  
 Technical fouls: Tulane-None. Georgia Tech-None.  
 Attendance: 8600  
 Tonight's game is a sellout

Score by periods	1st	2nd	Total
Tulane	30	31	61
Georgia Tech	39	40	79

Last FG - TLN 2nd-00:14, GT 2nd-01:15.  
 Largest lead - TLN by 2 1st-18:44, GT by 21 2nd-04:24.

Points	In Paint	Off T/O	2nd Chance	Fast Break	Bench
TLN	38	10	8	4	5
GT	52	4	17	13	36

Score tied - 3 times.  
 Lead changed - 1 time.

**Official Basketball Box Score -- Game Totals -- Final Statistics**  
**Presbyterian vs Georgia Tech**  
**11/14/12 7 p.m. at McCamish Pavilion, Atlanta, Ga.**

**Presbyterian 38 • 0-2**

##	Player	Total		3-Ptr		Rebounds			PF	TP	A	TO	Blk	Stl	Min
		FG-FGA	FG-FGA	FT-FTA	Off	Def	Tot								
01	Clyburn, Joshua	f	2-5	0-0	0-1	0	8	8	4	4	0	5	1	0	24
21	Downing, Jordan	f	4-14	1-6	0-0	0	4	4	3	9	0	5	0	0	38
13	Truss, William	c	4-5	0-0	0-0	0	5	5	5	8	0	0	0	0	34
04	Anderson, Austin	g	1-2	1-2	0-0	0	1	1	3	3	3	2	0	0	37
24	Mutakabbir, Khalid	g	4-11	3-6	2-4	0	2	2	1	13	7	5	0	2	40
20	Mctavish, Ryan	g	0-3	0-1	1-2	0	1	1	4	1	1	0	1	0	25
44	Campbell, Jake	g	0-0	0-0	0-0	1	0	1	0	0	0	0	0	0	2
	Team					3	5	8							
	<b>Totals</b>		<b>15-40</b>	<b>5-15</b>	<b>3-7</b>	<b>4</b>	<b>26</b>	<b>30</b>	<b>20</b>	<b>38</b>	<b>10</b>	<b>18</b>	<b>1</b>	<b>3</b>	<b>200</b>

FG % 1st Half: 10-22 45.5% 2nd half: 5-18 27.8% Game: 15-40 37.5%  
 3FG % 1st Half: 4-8 50.0% 2nd half: 1-7 14.3% Game: 5-15 33.3%  
 FT % 1st Half: 1-2 50.0% 2nd half: 2-5 40.0% Game: 3-7 42.9%

**Georgia Tech 52 • 2-0**

##	Player	Total		3-Ptr		Rebounds			PF	TP	A	TO	Blk	Stl	Min
		FG-FGA	FG-FGA	FT-FTA	Off	Def	Tot								
03	Georges-Hunt, Marcus	f	4-11	0-4	2-3	2	2	4	1	10	2	1	0	1	29
04	Carter Jr., Robert	f	4-11	1-3	1-3	1	3	4	1	10	0	0	1	1	24
05	Miller, Daniel	c	2-3	0-0	3-4	2	7	9	1	7	1	0	1	0	28
00	Udofia, Mfon	g	1-5	1-4	4-5	0	0	0	0	7	6	0	0	0	30
23	Reed, Brandon	g	0-5	0-2	0-0	0	3	3	0	0	0	0	0	0	17
01	Royal, Julian	g	0-1	0-0	0-0	3	1	4	3	0	0	0	2	0	9
02	Jordan, Pierre	g	1-2	0-1	0-0	0	1	1	1	2	0	1	0	1	9
11	Bolden, Chris	g	2-5	0-3	0-0	0	0	0	0	2	4	0	0	0	19
14	Morris, Jason	g	2-8	1-3	0-0	0	0	0	0	2	5	0	3	0	16
24	Holsey, Kammeon	g	3-6	0-0	1-1	3	2	5	0	7	1	1	0	0	19
	Team					2	2	4							
	<b>Totals</b>		<b>19-57</b>	<b>3-20</b>	<b>11-16</b>	<b>13</b>	<b>21</b>	<b>34</b>	<b>11</b>	<b>52</b>	<b>10</b>	<b>7</b>	<b>3</b>	<b>6</b>	<b>200</b>

FG % 1st Half: 7-28 25.0% 2nd half: 12-29 41.4% Game: 19-57 33.3%  
 3FG % 1st Half: 2-13 15.4% 2nd half: 1-7 14.3% Game: 3-20 15.0%  
 FT % 1st Half: 8-10 80.0% 2nd half: 3-6 50.0% Game: 11-16 68.8%

Officials: Ray Perone, Doug Shows, John Gaffney  
 Technical fouls: Presbyterian-None. Georgia Tech-None.  
 Attendance: 5733

Score by periods	1st	2nd	Total
Presbyterian	25	13	38
Georgia Tech	24	28	52

Points	In Paint	Off T/O	2nd Chance	Fast Break	Bench
PC	14	10	0	10	1
GT	28	23	11	12	18

Last FG - PC 2nd-02:34, GT 2nd-00:44.  
 Largest lead - PC by 4 1st-04:10, GT by 15 2nd-11:45.

Score tied - 1 time.  
 Lead changed - 2 times.

**Official Basketball Box Score -- Game Totals -- Final Statistics**  
**Rice vs Georgia Tech**  
**11/22/12 6:00 PM at Anaheim, CA**

**Rice 36 • 1-3**

##	Player	Total		3-Ptr		Rebounds			PF	TP	A	TO	Blk	Stl	Min
		FG-FGA	FG-FGA	FT-FTA	Off	Def	Tot								
11	WILSON, Ross	f	0-2	0-0	0-0	0	0	0	3	0	0	0	0	0	17
41	GEARHART, Seth	f	1-5	1-4	0-0	0	2	2	3	2	1	0	1	0	28
01	GUERCY, Max	g	0-4	0-1	0-0	0	1	1	1	0	0	2	0	0	22
03	JACKSON, Tamir	g	2-11	2-7	3-4	1	4	5	2	9	2	4	0	1	32
15	DeBOSE, Julian	g	0-6	0-2	0-2	2	3	5	1	0	2	2	0	0	31
04	KAPIC, Nizar	g	0-0	0-0	0-0	0	0	0	0	0	0	0	0	0	0+
05	WASHINGTON, Keith	g	2-7	0-3	2-2	1	5	6	1	6	1	1	0	3	25
10	PEERA, Dan	g	0-1	0-1	0-0	0	0	0	0	0	2	0	0	0	9
42	RAMLJAK, Austin	g	6-12	6-12	0-0	0	4	4	3	18	0	2	1	0	29
44	FIROZGARY, Bahrom	g	0-0	0-0	0-1	0	0	0	0	0	0	0	0	0	7
	Team					1	2	3							
	<b>Totals</b>		<b>11-48</b>	<b>9-30</b>	<b>5-9</b>	<b>5</b>	<b>21</b>	<b>26</b>	<b>13</b>	<b>36</b>	<b>9</b>	<b>12</b>	<b>1</b>	<b>5</b>	<b>200</b>

FG % 1st Half: 7-28 25.0% 2nd half: 4-20 20.0% Game: 11-48 22.9%  
 3FG % 1st Half: 5-15 33.3% 2nd half: 4-15 26.7% Game: 9-30 30.0%  
 FT % 1st Half: 0-2 0.0% 2nd half: 5-7 71.4% Game: 5-9 55.6%

**Georgia Tech 54 • 3-0**

##	Player	Total		3-Ptr		Rebounds			PF	TP	A	TO	Blk	Stl	Min
		FG-FGA	FG-FGA	FT-FTA	Off	Def	Tot								
04	Carter Jr., Robert	f	3-6	0-1	1-2	2	3	5	1	7	1	1	0	0	21
05	Miller, Daniel	c	1-2	0-0	3-4	2	1	3	0	5	3	0	2	0	25
00	Udofia, Mfon	g	4-7	1-2	0-2	0	4	4	2	9	3	1	0	1	24
03	Georges-Hunt, Marcus	g	4-9	1-4	2-2	1	8	9	1	11	2	2	0	2	28
23	Reed, Brandon	g	3-6	1-3	0-0	1	6	7	1	7	0	1	0	1	18
01	Royal, Julian	g	0-3	0-2	0-0	0	1	1	1	0	0	1	0	1	14
02	Jordan, Pierre	g	0-2	0-1	0-0	0	3	3	1	0	0	1	0	0	15
11	Bolden, Chris	g	1-4	0-1	0-0	0	3	3	2	2	1	3	1	1	15
14	Morris, Jason	g	2-9	0-3	0-0	5	4	9	3	4	0	2	0	0	19
24	Holsey, Kammeon	g	3-5	0-0	3-3	4	2	6	1	9	2	2	0	0	18
32	Doyle, Brooks	g	0-1	0-1	0-0</										

**Official Basketball Box Score -- Game Totals -- Final Statistics**  
**Saint Mary's vs Georgia Tech**  
**11/25/12 3:30 PM at Anaheim, CA**

**Saint Mary's 56 • 4-2**

##	Player	Total			3-Ptr			Rebounds			PF	TP	A	TO	Blk	Stl	Min
		FG	FGA	FT	FTA	Off	Def	Tot									
00	WALDOW, Brad	f	2-7	0-0	1-2	1	6	7	2	5	0	0	0	0	0	18	
03	YOUNG, Mitchell	f	1-4	0-0	4-6	1	3	4	1	6	0	3	0	3	20		
04	DELLAVEDOVA, Matthe	g	1-8	1-6	2-2	1	2	3	1	5	8	5	0	0	40		
14	HOLT, Stephen	g	2-7	1-5	5-6	4	5	9	5	10	4	5	0	2	37		
35	WALKER III, James	g	4-5	1-1	0-0	0	3	3	2	9	0	2	0	0	32		
01	PAGE, Jordan	g	2-4	2-3	0-0	0	1	1	0	6	0	3	0	0	11		
05	ROWLEY, Kyle	g	1-2	0-0	0-0	0	1	1	1	2	0	1	1	0	8		
12	GIUSTI, Jordan	g	0-0	0-0	0-0	0	0	0	0	0	0	0	0	0	0+		
15	LEVESQUE, Beau	g	2-7	1-5	4-5	1	4	5	4	9	1	0	0	0	20		
33	HODGSON, Matt	g	2-2	0-0	0-0	2	1	3	0	4	0	2	1	0	14		
	Team					1	1	2									
	Totals		17-46	6-20	16-21	11	27	38	16	56	13	21	2	5	200		

FG % 1st Half:	9-20	45.0%	2nd half:	8-26	30.8%	Game:	17-46	37.0%	Deadball Rebounds	5
3FG % 1st Half:	3-8	37.5%	2nd half:	3-12	25.0%	Game:	6-20	30.0%		
FT % 1st Half:	5-6	83.3%	2nd half:	11-15	73.3%	Game:	16-21	76.2%		

**Georgia Tech 65 • 4-1**

##	Player	Total			3-Ptr			Rebounds			PF	TP	A	TO	Blk	Stl	Min
		FG	FGA	FT	FTA	Off	Def	Tot									
04	Carter Jr., Robert	f	4-9	1-3	2-2	5	1	6	4	11	0	0	1	0	27		
05	Miller, Daniel	c	1-6	0-0	0-0	0	1	1	3	2	1	1	0	1	25		
00	Udofia, Mfon	g	3-8	0-1	5-5	1	3	4	1	11	5	3	0	2	32		
03	Georges-Hunt, Marcus	g	3-7	2-4	3-4	0	0	0	3	11	1	1	0	1	22		
23	Reed, Brandon	g	6-8	4-6	3-4	0	2	2	3	19	3	1	0	0	25		
01	Royal, Julian	g	0-2	0-1	0-0	0	1	1	0	0	0	1	0	0	3		
02	Jordan, Pierre	g	0-0	0-0	0-0	0	1	1	0	0	0	1	0	0	10		
11	Bolden, Chris	g	2-8	0-3	0-0	0	2	2	1	4	0	1	0	0	17		
14	Morris, Jason	g	1-6	0-1	0-0	0	0	0	0	2	1	0	0	0	17		
24	Holsey, Kammeon	g	1-1	0-0	3-4	1	6	7	2	5	0	2	0	0	22		
	Team					1	1	2									
	Totals		21-55	7-19	16-19	8	18	26	17	65	11	11	1	4	200		

FG % 1st Half:	9-28	32.1%	2nd half:	12-27	44.4%	Game:	21-55	38.2%	Deadball Rebounds	2
3FG % 1st Half:	1-8	12.5%	2nd half:	6-11	54.5%	Game:	7-19	36.8%		
FT % 1st Half:	3-3	100.0%	2nd half:	13-16	81.3%	Game:	16-19	84.2%		

Officials: Mike Scyphers, Mike Eggers, Deron White  
 Technical fouls: Saint Mary's-None. Georgia Tech-None.  
 Attendance: 2012 DirecTV Classic Game 11

Anaheim Convention Center

Score by periods	1st	2nd	Total
Saint Mary's	26	30	56
Georgia Tech	22	43	65

Points	In Paint	Off T/O	2nd Chance	Fast Break	Bench
Saint Mary's	18	13	2	2	21
Georgia Tech	14	18	4	2	11

Last FG - SMC 2nd-00:14, GT 2nd-00:13.  
 Largest lead - SMC by 6 1st-14:23, GT by 11 2nd-00:36.

Score tied - 5 times.  
 Lead changed - 4 times.

**Official Basketball Box Score -- Game Totals -- Final Statistics**  
**Georgia Tech vs Illinois**  
**11/28/12 8 pm at Assembly Hall; Champaign, Ill.**

**Georgia Tech 62 • 4-2**

##	Player	Total			3-Ptr			Rebounds			PF	TP	A	TO	Blk	Stl	Min
		FG	FGA	FT	FTA	Off	Def	Tot									
04	Carter Jr., Robert	f	2-8	1-2	2-2	2	5	7	1	7	2	2	0	0	1	27	
23	Reed, Brandon	f	0-4	0-3	0-0	0	0	2	1	0	0	2	0	0	0	15	
05	Miller, Daniel	c	3-7	0-0	0-0	0	2	2	0	6	2	0	5	1	24		
00	Udofia, Mfon	g	4-4	2-2	0-1	0	2	2	3	10	3	3	0	0	29		
03	Georges-Hunt, Marcus	g	3-9	2-4	1-2	0	1	1	2	9	1	1	1	2	32		
01	Royal, Julian	g	0-2	0-2	0-0	1	1	2	1	0	0	1	0	0	4		
02	Jordan, Pierre	g	0-0	0-0	0-0	0	2	2	4	0	0	0	0	0	9		
11	Bolden, Chris	g	2-5	2-5	0-0	0	2	2	1	6	2	3	0	0	21		
14	Morris, Jason	g	4-7	1-3	1-4	1	3	4	0	10	1	2	0	2	14		
24	Holsey, Kammeon	g	5-6	0-0	4-4	2	2	4	2	14	1	3	0	0	25		
	Team					1	1	2									
	Totals		23-52	8-21	8-13	7	23	30	15	62	12	17	6	7	200		

FG % 1st Half:	12-26	46.2%	2nd half:	11-26	42.3%	Game:	23-52	44.2%	Deadball Rebounds	1,2
3FG % 1st Half:	5-11	45.5%	2nd half:	3-10	30.0%	Game:	8-21	38.1%		
FT % 1st Half:	6-10	60.0%	2nd half:	2-3	66.7%	Game:	8-13	61.5%		

**Illinois 75 • 8-0**

##	Player	Total			3-Ptr			Rebounds			PF	TP	A	TO	Blk	Stl	Min
		FG	FGA	FT	FTA	Off	Def	Tot									
42	Griffey, Tyler	f	5-7	3-4	1-1	0	3	3	3	14	0	1	1	1	30		
32	Egwu, Nnanna	c	3-6	0-0	0-2	1	3	4	4	6	0	1	2	0	25		
01	Richardson, D.J.	g	4-10	4-7	2-2	0	4	4	2	14	2	1	1	1	28		
03	Paul, Brandon	g	5-11	2-6	3-9	1	6	7	2	15	7	4	1	2	38		
13	Abrams, Tracy	g	2-7	1-5	1-1	1	3	4	1	6	5	4	0	2	25		
00	McLaurin, Sam	g	1-4	0-0	0-2	4	1	5	2	2	0	2	0	2	23		
02	Bertrand, Joseph	g	6-8	3-4	0-1	1	2	3	15	1	1	0	1	22			
20	Henry, Myke	g	1-4	1-2	0-0	1	0	1	0	3	0	0	0	0	2		
21	Langford, Devin	g	0-0	0-0	0-0	0	1	2	0	0	0	0	0	0	7		
	Team					0	3	3									
	Totals		27-57	14-28	7-18	10	26	36	17	75	15	14	7	7	200		

FG % 1st Half:	14-30	46.7%	2nd half:	13-27	48.1%	Game:	27-57	47.4%	Deadball Rebounds	6
3FG % 1st Half:	7-15	46.7%	2nd half:	7-13	53.8%	Game:	14-28	50.0%		
FT % 1st Half:	1-1	100.0%	2nd half:	6-17	35.3%	Game:	7-18	38.9%		

Officials: Ted Valentine, Lamont Simpson, Bo Boroski  
 Technical fouls: Georgia Tech-None. Illinois-None.  
 Attendance: 12224

Score by periods	1st	2nd	Total
Georgia Tech	36	27	62
Illinois	36	39	75

Points	In Paint	Off T/O	2nd Chance	Fast Break	Bench
Georgia Tech	26	14	2	4	30
Illinois	16	16	7	8	20

Last FG - GT 2nd-04:18, ILL 2nd-02:30.  
 Largest lead - GT by 6 1st-12:37, ILL by 13 2nd-00:34.

Score tied - 5 times.  
 Lead changed - 8 times.

**Official Basketball Box Score -- Game Totals -- Final Statistics**  
**Georgia vs Georgia Tech**  
**12/4/12 7 p.m. at McCamish Pavilion, Atlanta, Ga.**

**Georgia 54 • 2-6**

##	Player	Total			3-Ptr			Rebounds			PF	TP	A	TO	Blk	Stl	Min
		FG	FGA	FT	FTA	Off	Def	Tot									
02	Thornton, Marcus	f	3-7	0-2	1-1	1	2	3	3	7	0	1	1	0	16		
42	Djurisic, Nemanja	f	1-8	0-2	2-2	3	3	6	4	4	2	1	0	2	33		
15	Williams, Donte'	c	3-7	0-0	0-0	5	2	7	5	6	0	1	1	1	22		
01	Caldwell-Pope, Ken.	g	5-18	1-8	5-6	4	9	13	4	16	2	3	1	1	35		
11	Williams, Vincent	g	0-7	0-3	3-4	1	1	2	0	3	1	1	0	2	32		
04	Mann, Charles	g	0-0	0-0	0-3	0	1	1	0	0	0	1	0	0	8		
05	Dixon, Tim	g	0-0	0-0	0-0	0	0	0	0	0	0	0	0	0	3		
12	Gaines, Kenny	g	2-2	1-1	0-0	0	0	0	0	5	0	2	0	0	8		
23	Brantley, Sherrard	g	0-1	0-1	0-0	0	0	0	0	1	0	0	0	0	5		
31	Morris, Brandon	g	2-2	0-0	5-6	0	4	4	3	9	2	0	0	1	19		
41	Cannon, John	g	2-5	0-0	0-0	1	2	3	2	4	0	0	1	0	19		
	Team					2	2	4									
	Totals		18-57	2-17	16-22	17	26	43	22	54	7	11	4	7	200		

FG % 1st Half:	9-26	34.6%	2nd half:	9-31	29.0%	Game:	18-57	31.6%	Deadball Rebounds	2
3FG % 1st Half:	1-9	11.1%	2nd half:	1-8						

**Official Basketball Box Score -- Game Totals -- Final Statistics**  
**Alabama State vs Georgia Tech**  
 12/17/12 7 p.m. at McCamish Pavilion, Atlanta, Ga.

**Alabama State 41 • 1-9**

##	Player	FG-FGA	3-Ptr	FT-FTA	Rebounds			PF	TP	A	TO	Blk	Stl	Min
					Off	Def	Tot							
11	Crawford, Phillip	f	2-5	0-1	2-2	1	0	1	5	6	0	1	0	9
23	Patterson, Shawntez	f	1-9	0-5	1-2	0	2	2	4	3	0	3	1	0
24	Brown, Stephawn	f	0-0	0-0	0-0	0	0	0	0	0	0	1	0	0
4	Freelove, Joshua	g	2-12	1-5	0-0	1	1	2	0	5	1	2	0	0
21	McDaniel, Denzell	g	1-6	0-2	2-4	0	4	4	0	4	3	2	1	0
2	Page, Luther	g	0-5	0-0	0-0	1	4	5	2	0	2	2	1	0
05	Brown, Bobby	g	3-4	1-1	0-0	2	0	2	1	7	0	0	0	2
10	Watts, Ryan	g	1-7	1-3	1-4	0	2	2	0	4	0	1	0	2
12	Waters, Jamel	g	3-4	1-1	0-0	0	2	2	2	7	4	2	0	1
13	Miller, Dominique	g	0-3	0-0	0-0	0	1	1	0	0	0	0	0	4
15	Jefferson, Jonathan	g	2-5	0-1	1-2	4	3	7	3	5	1	0	1	1
	Team					2	0	2			1			
	Totals		15-60	4-19	7-14	11	19	30	17	41	11	15	4	6

FG % 1st Half: 8-30 26.7% 2nd half: 7-30 23.3% Game: 15-60 25.0%  
 3FG % 1st Half: 3-12 25.0% 2nd half: 1-7 14.3% Game: 4-19 21.1%  
 FT % 1st Half: 1-2 50.0% 2nd half: 6-12 50.0% Game: 7-14 50.0%

**Georgia Tech 75 • 7-2**

##	Player	FG-FGA	3-Ptr	FT-FTA	Rebounds			PF	TP	A	TO	Blk	Stl	Min
					Off	Def	Tot							
03	Georges-Hunt, Marcus	f	4-12	0-4	1-2	4	1	5	1	9	1	1	0	24
04	Carter Jr., Robert	f	6-9	1-1	0-2	5	6	11	1	13	3	3	2	0
05	Miller, Daniel	c	3-6	0-0	0-0	1	4	5	1	6	1	2	5	20
00	Udofia, Mfon	g	4-5	4-5	0-0	0	2	2	0	12	4	0	0	18
23	Reed, Brandon	g	6-10	2-4	0-0	0	5	5	0	14	4	1	0	1
01	Royal, Julian	g	0-3	0-1	2-2	1	3	4	5	2	0	1	0	13
02	Jordan, Pierre	g	0-0	0-0	0-0	0	5	5	3	0	2	3	2	17
11	Bolden, Chris	g	1-4	0-3	0-0	0	2	2	0	2	1	2	0	1
24	Holsey, Kammeon	g	4-8	0-0	3-6	1	4	5	3	11	3	2	0	1
31	Peek, Aaron	g	0-0	0-0	0-0	0	1	1	0	0	0	1	0	0
32	Doyle, Brooks	g	1-1	1-1	1-2	0	1	1	4	0	0	0	0	4
45	Poole, Solomon	g	0-1	0-0	2-2	0	2	2	0	2	1	3	0	1
	Team					2	1	3						
	Totals		29-59	8-19	9-16	14	37	51	15	75	20	19	9	8

FG % 1st Half: 17-31 54.8% 2nd half: 12-28 42.9% Game: 29-59 49.2%  
 3FG % 1st Half: 5-10 50.0% 2nd half: 3-9 33.3% Game: 8-19 42.1%  
 FT % 1st Half: 1-3 33.3% 2nd half: 8-13 61.5% Game: 9-16 56.3%

Officials: Jim Burr, Tim Kelly, Tim Comer  
 Technical fouls: Alabama State-None. Georgia Tech-None.  
 Attendance: 6203

Score by periods	1st	2nd	Total	Points	In	Off	2nd	Fast	Bench
Alabama State	20	21	41	ALSTM	10	10	6	6	23
Georgia Tech	40	35	75	GT	40	14	10	27	21

Last FG - ALSTM 2nd-05:46, GT 2nd-04:23.  
 Largest lead - ALSTM by 1 1st-18:25, GT by 35 2nd-01:22.

Score tied - 0 times.  
 Lead changed - 2 times.

**Official Basketball Box Score -- Game Totals -- Final Statistics**  
**The Citadel vs Georgia Tech**  
 12/22/12 4 p.m. at McCamish Pavilion, Atlanta, Ga.

**The Citadel 41 • 3-7, 0-1 SoCon**

##	Player	FG-FGA	3-Ptr	FT-FTA	Rebounds			PF	TP	A	TO	Blk	Stl	Min
					Off	Def	Tot							
22	Elmore, Stephen	f	3-7	0-1	2-4	4	6	10	3	8	1	1	1	2
30	Van Scyoc, Matt	f	1-13	1-9	0-0	0	3	3	1	3	1	2	0	0
31	Groselle, Mike	c	4-14	0-0	1-2	3	4	7	2	9	1	2	0	3
10	Harris III, Marshall	g	0-4	0-3	2-2	0	1	1	2	0	3	0	0	0
12	Moore, Ashton	g	1-6	0-3	1-2	0	1	1	0	3	2	2	0	1
00	Setzekorn, Dylon	g	0-0	0-0	0-0	0	0	0	0	0	0	0	0	1
02	Jenkins, Janell	g	1-1	1-1	0-0	0	2	2	2	3	5	3	0	0
21	Hundley, Michael	g	0-1	0-0	0-0	0	0	0	0	0	0	1	0	0
24	Miller, Lawrence	g	3-9	1-5	2-2	0	1	1	1	9	1	0	0	0
33	Marshall, Quinton	g	2-4	0-0	0-0	2	0	2	0	4	1	1	1	0
	Team					3	3	6			2			
	Totals		15-59	3-22	8-12	12	21	33	12	41	12	17	2	7

FG % 1st Half: 6-31 19.4% 2nd half: 9-28 32.1% Game: 15-59 25.4%  
 3FG % 1st Half: 1-11 9.1% 2nd half: 2-11 18.2% Game: 3-22 13.6%  
 FT % 1st Half: 3-4 75.0% 2nd half: 5-8 62.5% Game: 8-12 66.7%

**Georgia Tech 73 • 8-2, 0-0 ACC**

##	Player	FG-FGA	3-Ptr	FT-FTA	Rebounds			PF	TP	A	TO	Blk	Stl	Min
					Off	Def	Tot							
03	Georges-Hunt, Marcus	f	4-7	4-5	0-0	1	4	5	1	12	0	0	0	2
04	Carter Jr., Robert	f	4-7	0-1	1-2	1	9	10	2	9	1	0	0	3
05	Miller, Daniel	c	3-5	0-0	0-0	5	3	8	0	4	1	0	4	0
00	Udofia, Mfon	g	3-6	0-2	1-1	2	0	2	0	7	3	2	0	3
23	Reed, Brandon	g	2-8	1-4	1-1	0	2	2	0	6	2	1	0	14
01	Royal, Julian	g	4-7	0-0	0-0	3	0	3	4	8	1	3	0	0
02	Jordan, Pierre	g	0-1	0-1	0-0	0	1	1	0	1	1	0	1	0
11	Bolden, Chris	g	1-6	0-3	0-0	1	1	2	0	1	2	0	1	0
12	Poole Jr., Stacey	g	2-9	0-1	3-4	1	4	5	1	7	0	0	0	0
24	Holsey, Kammeon	g	7-10	0-0	0-1	4	3	7	2	14	2	1	0	1
31	Peek, Aaron	g	0-0	0-0	0-0	0	0	0	0	0	0	0	0	0
32	Doyle, Brooks	g	0-1	0-0	0-0	0	1	1	0	0	0	0	0	0
45	Poole, Solomon	g	2-4	0-1	0-0	0	2	2	1	4	4	3	0	1
	Team					2	1	3			2			
	Totals		31-71	5-18	6-9	20	31	51	13	73	15	14	4	11

FG % 1st Half: 17-38 44.7% 2nd half: 14-33 42.4% Game: 31-71 43.7%  
 3FG % 1st Half: 5-14 35.7% 2nd half: 0-4 0.0% Game: 5-18 27.8%  
 FT % 1st Half: 2-3 66.7% 2nd half: 4-6 66.7% Game: 6-9 66.7%

Officials: Gary Maxwell, Raymond Styons, Jeff Nichols  
 Technical fouls: The Citadel-None. Georgia Tech-None.  
 Attendance: 7769

Score by periods	1st	2nd	Total	Points	In	Off	2nd	Fast	Bench
The Citadel	16	25	41	CIT	16	12	6	2	16
Georgia Tech	41	32	73	GT	46	21	25	17	35

Last FG - CIT 2nd-00:47, GT 2nd-00:29.  
 Largest lead - CIT None, GT by 36 2nd-06:19.

Score tied - 0 times.  
 Lead changed - 0 times.

**Official Basketball Box Score -- Game Totals -- Final Statistics**  
**Fordham vs Georgia Tech**  
 12/29/12 7 p.m. at McCamish Pavilion, Atlanta, Ga.

**Fordham 48 • 3-10**

##	Player	FG-FGA	3-Ptr	FT-FTA	Rebounds			PF	TP	A	TO	Blk	Stl	Min
					Off	Def	Tot							
30	Rhoomes, Ryan	f	1-4	0-0	0-0	4	4	8	3	2	0	1	2	0
33	Gaston, Chris	f	6-16	0-0	4-6	2	6	8	2	16	1	2	1	1
01	Frazier, Brandon	q	5-14	3-10	4-6	1	3	4	0	17	5	5	0	1
23	Thomas, Mandell	q	3-11	0-1	3-4	1	1	2	1	9	0	1	1	1
24	Smith, Bryan	g	1-2	1-2	0-0	1	1	2	2	3	0	2	0	0
02	Leonard, Travion	g	0-1	0-0	0-0	0	1	1	0	0	0	0	0	0
05	Short, Jeffrey	g	0-0	0-0	0-0	0	1	1	0	0	0	0	0	0
10	Zivkovic, Luka	g	0-3	0-3	1-2	0	1	1	0	1	0	0	0	0
15	Musovic, Nihad	g	0-2	0-2	0-0	1	2	3	1	0	0	1	0	0
20	Fay, Jared	g	0-1	0-0	0-0	1	1	2	1	0	0	1	0	0
34	Myers, Jermaine	g	0-2	0-1	0-0	0	0	0	2	0	2	1	0	0
42	Canty, Ryan	g	0-1	0-0	0-0	1	2	3	4	0	1	0	1	0
	Team					1	2	3						
	Totals		16-57	4-19	12-18	13	25	38	16	48	9	14	5	3

FG % 1st Half: 8-28 28.6% 2nd half: 8-29 27.6% Game: 16-57 28.1%  
 3FG % 1st Half: 3-9 33.3% 2nd half: 1-10 10.0% Game: 4-19 21.1%  
 FT % 1st Half: 6-8 75.0% 2nd half: 6-10 60.0% Game: 12-18 66.7%

**Georgia Tech 73 • 9-2**

##	Player	FG-FGA	3-Ptr	FT-FTA	Rebounds			PF	TP	A	TO	Blk	Stl	Min
					Off	Def	Tot							
03	Georges-Hunt, Marcus	f	2-7	0-3	3-5	1	1	2	0	7	3	0	0	0
05	Miller, Daniel	c	6-8	0-0	2-2	3	6	9	2	14	2	0	2	0
00	U													

**Official Basketball Box Score -- Game Totals -- Final Statistics**  
**Miami vs Georgia Tech**  
 1/5/13 2:30 p.m. at McCamish Pavilion, Atlanta, Ga.

**Miami 62 • 10-3, 1-0 ACC**

##	Player	Total			3-Ptr			Rebounds			PF	TP	A	TO	Blk	Stl	Min
		FG-FGA	FG-FGA	FT-FTA	FG-FGA	FG-FGA	FT-FTA	Off	Def	Tot							
45	Gamble, Julian	c	2-6	0-0	3-4	2	5	7	4	7	1	1	2	0	0	25	
35	Kadji, Kenny	f	3-9	1-4	4-6	2	12	14	1	11	0	3	2	1	31		
00	Larkin, Shane	g	2-7	1-3	0-0	1	3	4	0	5	6	1	0	3	36		
01	Scott, Durand	g	2-7	0-2	0-0	0	0	0	3	4	4	4	0	2	33		
04	Jones, Trey McKinney	g	3-10	1-4	2-3	1	4	5	0	9	2	2	0	0	30		
10	Akpejori, Raphael	f	1-3	0-0	0-0	1	3	4	2	2	0	1	0	1	13		
15	Brown, Rion	g	9-11	4-6	0-0	1	0	1	1	22	0	0	0	1	23		
21	Swoope, Erik	g	0-0	0-0	0-2	0	1	1	0	0	0	0	0	0	2		
23	Jekiri, Tonye	g	0-0	0-0	2-2	2	0	2	0	2	0	1	1	0	7		
Team						0	2	2									
Totals			22-53	7-19	11-17	10	30	40	13	62	13	13	5	8	200		

FG % 1st Half: 12-28 42.9% 2nd half: 10-25 40.0% Game: 22-53 41.5%  
 3FG % 1st Half: 4-10 40.0% 2nd half: 3-9 33.3% Game: 7-19 36.8%  
 FT % 1st Half: 5-6 83.3% 2nd half: 6-11 54.5% Game: 11-17 64.7%

**Georgia Tech 49 • 10-3, 0-1 ACC**

##	Player	Total			3-Ptr			Rebounds			PF	TP	A	TO	Blk	Stl	Min
		FG-FGA	FG-FGA	FT-FTA	FG-FGA	FG-FGA	FT-FTA	Off	Def	Tot							
03	Georges-Hunt, Marcus	f	3-9	0-3	1-2	2	4	6	3	7	1	2	0	1	31		
04	Carter Jr., Robert	f	3-7	1-3	0-0	1	3	4	4	7	3	0	0	0	24		
05	Miller, Daniel	c	2-7	0-0	2-2	1	6	7	2	6	0	2	1	1	25		
00	Udofia, Mfon	g	2-7	2-4	4-5	2	1	3	1	10	1	2	0	0	29		
23	Reed, Brandon	g	0-4	0-3	0-0	0	1	1	0	0	0	0	0	0	17		
01	Royal, Julian	g	0-0	0-0	0-0	0	1	1	0	0	0	1	0	0	7		
02	Jordan, Pierre	g	0-0	0-0	0-0	0	1	1	0	0	1	1	1	0	9		
11	Bolden, Chris	g	2-7	1-2	1-2	0	0	0	6	1	1	0	2	17			
12	Poole Jr., Stacey	g	0-0	0-0	0-0	0	1	1	0	0	2	1	0	0	4		
14	Morris, Jason	g	0-3	0-2	0-0	0	1	1	0	0	1	0	0	0	9		
24	Holsey, Kammeon	g	4-7	0-0	2-4	0	1	1	1	10	2	2	0	0	24		
45	Poole, Solomon	g	1-1	1-1	0-0	0	0	0	0	3	1	0	0	1	4		
Team						0	3	3									
Totals			17-52	5-18	10-15	7	22	29	13	49	13	12	2	5	200		

FG % 1st Half: 8-23 34.8% 2nd half: 9-29 31.0% Game: 17-52 32.7%  
 3FG % 1st Half: 3-9 33.3% 2nd half: 2-9 22.2% Game: 5-28 17.9%  
 FT % 1st Half: 4-6 66.7% 2nd half: 6-9 66.7% Game: 10-15 66.7%

Officials: Roger Ayers, Mike Eades, Doug Shows  
 Technical fouls: Miami-None. Georgia Tech-None.  
 Attendance: 7614

Score by periods	1st	2nd	Total
Miami	33	29	62
Georgia Tech	23	26	49

Last FG - UM 2nd-04:40, GT 2nd-01:32.  
 Largest lead - UM by 23 2nd-08:07, GT by 3 1st-16:05.

Points	In	Off	2nd	Fast	Bench
UM	28	12	8	11	26
GT	16	10	8	7	19

Score tied - 4 times.  
 Lead changed - 4 times.

**Official Basketball Box Score -- Game Totals -- Final Statistics**  
**Georgia Tech vs NC State**  
 1/9/13 8 p.m. at PNC Arena, Raleigh, N.C.

**Georgia Tech 70 • 10-4, 0-2 ACC**

##	Player	Total			3-Ptr			Rebounds			PF	TP	A	TO	Blk	Stl	Min
		FG-FGA	FG-FGA	FT-FTA	FG-FGA	FG-FGA	FT-FTA	Off	Def	Tot							
00	Udofia, Mfon	*	3-11	2-8	5-6	1	2	3	4	13	2	1	0	2	31		
03	Georges-Hunt, Marcus	*	2-10	0-1	4-4	1	1	2	1	8	1	1	0	0	34		
04	Carter Jr., Robert	*	5-11	1-3	1-1	4	3	7	5	12	0	2	0	0	31		
05	Miller, Daniel	*	7-11	0-0	1-3	3	7	10	0	15	3	0	2	0	34		
23	Reed, Brandon	*	3-9	0-1	0-0	0	1	1	3	6	0	0	0	0	18		
01	Royal, Julian	*	0-0	0-0	0-0	0	1	1	0	0	0	0	0	0	3		
02	Jordan, Pierre	*	0-1	0-1	0-0	0	0	0	0	0	0	0	0	0	1		
11	Bolden, Chris	*	3-9	1-3	0-0	1	2	3	2	7	0	1	0	1	23		
12	Poole Jr., Stacey	*	0-1	0-0	0-0	0	1	1	0	1	0	0	0	0	5		
24	Holsey, Kammeon	*	3-8	0-0	1-2	2	2	4	3	7	0	2	0	0	11		
45	Poole, Solomon	*	1-2	0-1	0-0	0	1	1	2	1	0	0	0	1	6		
Team						2	2	4									
Totals			27-73	4-18	12-16	14	23	37	20	70	8	7	2	5	200		

FG % 1st Half: 16-37 43.2% 2nd half: 11-36 30.6% Game: 27-73 37.0%  
 3FG % 1st Half: 3-9 33.3% 2nd half: 1-9 11.1% Game: 4-18 22.2%  
 FT % 1st Half: 3-4 75.0% 2nd half: 9-12 75.0% Game: 12-16 75.0%

**NC State 83 • 13-2, 2-0 ACC**

##	Player	Total			3-Ptr			Rebounds			PF	TP	A	TO	Blk	Stl	Min
		FG-FGA	FG-FGA	FT-FTA	FG-FGA	FG-FGA	FT-FTA	Off	Def	Tot							
00	Purvis, Rodney	*	4-8	1-3	4-8	1	4	5	0	13	1	0	0	0	29		
01	Howell, Richard	*	3-8	0-0	0-0	3	9	12	4	6	2	0	2	1	35		
02	Brown, Lorenzo	*	7-11	2-4	5-8	0	5	5	2	21	10	5	3	1	37		
05	Leslie, C.J.	*	9-16	0-0	1-2	2	5	7	4	19	1	4	3	0	29		
15	Wood, Scott	*	5-11	4-9	6-7	0	2	2	2	20	2	1	0	1	38		
10	Cannon, Chase	*	0-0	0-0	0-0	0	0	0	0	0	0	0	0	0	1		
12	Lewis, Tyler	*	0-0	0-0	4-4	0	1	1	4	0	0	0	0	0	5		
20	Lewis, Jay	*	0-0	0-0	0-0	0	0	0	0	0	0	0	0	0	1		
24	Warren, T.J.	*	0-1	0-0	0-0	2	4	6	2	0	0	1	0	1	24		
34	Robinson, Jevoni	*	0-0	0-0	0-0	0	0	0	1	0	0	1	0	0	1		
Team						1	4	5									
Totals			28-55	7-16	20-29	9	34	43	16	83	16	13	8	4	200		

FG % 1st Half: 14-30 46.7% 2nd half: 14-25 56.0% Game: 28-55 50.9%  
 3FG % 1st Half: 3-8 37.5% 2nd half: 4-8 50.0% Game: 7-16 43.8%  
 FT % 1st Half: 6-10 60.0% 2nd half: 14-19 73.7% Game: 20-29 69.0%

Officials: James Luckie, Ray Natili, Sean Hull  
 Technical fouls: Georgia Tech-None. NC State-None.  
 Attendance: 18118  
 Fouled out: Ga. Tech: #4 Carter, R. at 1:17 in 2nd half

Score by periods	1st	2nd	Total
Georgia Tech	38	32	70
NC State	37	46	83

Points	In	Off	2nd	Fast	Bench
GT	38	14	17	12	16
DU	38	12	11	18	4

Last FG - GT 2nd-00:05, ST 2nd-00:34.  
 Largest lead - GT by 7 1st-13:24, ST by 17 2nd-00:23.

Score tied - 11 times.  
 Lead changed - 14 times.

**Official Basketball Box Score -- Game Totals -- Final Statistics**  
**Virginia Tech vs Georgia Tech**  
 1/12/13 2:30 p.m. at McCamish Pavilion, Atlanta, Ga.

**Virginia Tech 70 • 10-6, 1-2 ACC**

##	Player	Total			3-Ptr			Rebounds			PF	TP	A	TO	Blk	Stl	Min
		FG-FGA	FG-FGA	FT-FTA	FG-FGA	FG-FGA	FT-FTA	Off	Def	Tot							
02	Zegeren,Joey van	f	2-4	0-0	0-0	1	0	1	1	4	0	0	1	0	15		
31	Eddie,Jarell	f	3-9	1-5	2-2	0	7	7	2	9	1	2	1	0	30		
42	Barksdale,CJ	f	4-5	0-0	3-5	2	8	10	4	11	0	1	1	0	33		
10	Rankin,Marquis	g	0-1	0-0	0-0	1	2	3	3	0	2	1	0	2	24		
11	Green,Erick	g	9-16	2-7	8-11	0	5	5	0	28	1	4	0	2	42		
01	Brown,Robert	g	2-11	0-2	6-6	1	2	3	2	10	3	2	0	0	32		
04	Raines,Cadarian	g	4-8	0-0	0-0	3	3	6	3	8	2	1	1	0	30		
22	Beyer,Christlan	g	0-2	0-0	0-0	0	2	2	1	0	0	1	0	0	13		
25	Johnston,Will	g	0-2	0-2	0-0	0	1	1	0	0	0	0	0	0	6		
Team						3	2	5									
Totals			24-58	3-16	19-24	11	32	43	16	70	9	12	4	4	225		

FG % 1st Half: 7-26 26.9% 2nd half: 12-26 46.2% OT: 5-6 83.3% Game: 24-58 41.4%  
 3FG % 1st Half: 0-7 0.0% 2nd half: 2-7 28.6% OT: 1-2 50.0% Game: 3-16 18.8%  
 FT % 1st Half: 8-10 80.0% 2nd half: 7-10 70.0% OT: 4-4 100.0% Game: 19-24 79.2%

**Georgia Tech 65 • 10-5, 0-3 ACC**

##	Player	Total			3-Ptr			Rebounds			PF	TP	A	TO	Blk	Stl	Min
		FG-FGA	FG-FGA	FT-FTA	FG-FGA	FG-FGA	FT-FTA	Off	Def	Tot							
03	Georges-Hunt, Marcus	f	5-11	0-3	1-3	2	1	3	5	11	0	2	0	1	20		
04	Carter Jr., Robert	f	2-12	2-3	6-8	2	3										

**Official Basketball Box Score -- Game Totals -- Final Statistics**  
**Georgia Tech vs North Carolina**  
 1/23/13 9:00 PM at Smith Center, Chapel Hill

**Georgia Tech 63 • 10-7, 0-5 ACC**

##	Player	Total			3-Ptr			Rebounds			PF	TP	A	TO	Blk	Stl	Min
		FG-FGA	FG-FGA	FT-FTA	Off	Def	Tot	Off	Def	Tot							
03	Georges-Hunt, Marcus	f	3-10	0-1	0-0	2	8	10	2	6	1	2	0	2	0	30	
04	Carter Jr., Robert	f	3-10	1-2	2-2	5	7	12	3	9	0	4	0	1	1	30	
05	Miller, Daniel	c	4-7	0-0	0-0	1	4	5	3	8	2	3	2	2	28		
00	Udofia, Mfon	g	1-9	0-0	1-2	1	6	7	0	3	1	1	0	0	25		
11	Bolden, Chris	g	5-14	0-3	0-0	0	2	2	4	10	0	2	0	3	33		
01	Royal, Julian	g	1-1	1-1	0-0	0	1	1	0	3	0	0	0	0	1		
12	Poole Jr., Stacey	g	0-2	0-0	0-0	1	0	1	0	0	0	1	0	0	5		
23	Reed, Brandon	g	1-3	1-2	0-0	0	0	0	1	3	1	1	0	0	7		
24	Holsey, Kammeon	g	8-13	0-0	2-2	6	3	9	5	18	0	2	1	0	21		
32	Doyle, Brooks	g	0-0	0-0	0-0	0	0	0	0	0	0	0	0	0	1		
45	Poole, Solomon	g	1-6	1-3	0-0	0	1	1	5	3	3	3	0	0	19		
Team						1	1	2									
Totals			27-75	4-15	5-6	17	33	50	23	63	8	19	3	8	200		

FG % 1st Half: 13-39 33.3% 2nd half: 14-36 38.9% Game: 27-75 36.0%  
 3FG % 1st Half: 2-7 28.6% 2nd half: 2-8 25.0% Game: 4-15 26.7%  
 FT % 1st Half: 4-4 100.0% 2nd half: 1-2 50.0% Game: 5-6 83.3%

**North Carolina 79 • 13-5, 3-2 ACC**

##	Player	Total			3-Ptr			Rebounds			PF	TP	A	TO	Blk	Stl	Min
		FG-FGA	FG-FGA	FT-FTA	Off	Def	Tot	Off	Def	Tot							
14	Hubert, Desmond	f	0-3	0-0	0-1	1	5	6	0	0	0	0	5	1	22		
35	Bullock, Reggie	f	7-12	2-7	1-1	3	3	6	0	17	0	1	1	1	31		
43	McAdoo, James M.	f	5-13	0-1	4-10	4	5	9	3	14	1	1	1	1	26		
01	Strickland, Dexter	g	2-5	0-0	2-4	0	4	4	0	6	6	2	0	3	24		
05	Paige, Marcus	g	1-6	1-2	0-0	0	4	4	0	3	6	3	0	1	27		
00	James, Joel	g	2-3	0-0	0-0	1	0	1	0	4	1	0	2	1	10		
03	Moody, Wade	g	1-1	0-0	0-0	0	0	0	0	2	0	0	0	0	1		
11	Johnson, Brice	g	1-5	0-0	2-2	0	5	5	0	4	2	0	1	0	13		
15	Hairston, P.J.	g	5-11	3-6	2-2	0	2	2	3	15	1	2	0	0	17		
21	Simmons, Jackson	g	2-2	0-0	2-2	1	0	1	0	6	0	0	0	0	8		
22	Tanner, Frank	g	0-0	0-0	0-0	0	0	0	0	0	0	1	0	0	1		
25	Tokoto, J.P.	g	4-9	0-1	0-0	2	2	4	2	8	2	4	0	1	18		
30	Manor, James	g	0-0	0-0	0-0	0	0	0	0	0	0	0	0	0	1		
34	Robinson, Denzel	g	0-0	0-0	0-0	0	0	0	0	0	0	0	0	0	1		
Team						1	2	3									
Totals			30-70	6-17	13-22	13	32	45	8	79	19	14	10	9	200		

FG % 1st Half: 16-38 42.1% 2nd half: 14-32 43.8% Game: 30-70 42.9%  
 3FG % 1st Half: 4-11 36.4% 2nd half: 2-6 33.3% Game: 6-17 35.3%  
 FT % 1st Half: 4-6 66.7% 2nd half: 9-16 56.3% Game: 13-22 59.1%

Officials: Doug Simmons, Gary Maxwell, Tim Kelly  
 Technical fouls: Georgia Tech-None. North Carolina-None.  
 Attendance: 19124

Score by periods	1st	2nd	Total
Georgia Tech	32	31	63
North Carolina	40	39	79

Points	In	Off	2nd	Fast	Bench
GT	Paint	T/O	Chance	Break	
NC	38	6	10	5	27
	40	15	10	14	39

Last FG - GT 2nd-00:01. NC 2nd-00:20.  
 Largest lead - GT None, NC by 19 2nd-04:05.

Score tied - 0 times.  
 Lead changed - 0 times.

**Official Basketball Box Score -- Game Totals -- Final Statistics**  
**Wake Forest vs Georgia Tech**  
 1/26/13 3 p.m. at McCamish Pavilion, Atlanta, Ga.

**Wake Forest 62 • 10-9, 3-4 ACC**

##	Player	Total			3-Ptr			Rebounds			PF	TP	A	TO	Blk	Stl	Min
		FG-FGA	FG-FGA	FT-FTA	Off	Def	Tot	Off	Def	Tot							
02	Thomas, Devin	f	3-10	0-0	2-4	6	7	13	2	8	0	7	5	1	32		
30	McKie, Travis	f	4-8	1-2	1-1	1	4	5	3	10	0	2	1	1	32		
45	Adala Moto, Arnaud	f	3-5	0-0	0-2	1	1	2	0	6	0	1	0	0	14		
00	Miller-McIntyre, Codi	g	3-10	0-1	3-6	2	0	2	2	9	3	1	0	0	35		
11	Harris, C.J.	g	5-11	2-6	6-8	2	5	7	1	18	3	2	0	1	33		
01	Jones, Madison	g	0-2	0-0	0-0	0	0	0	0	3	0	1	0	2	11		
10	Fischer, Chase	g	1-3	0-1	3-5	0	0	0	0	5	1	0	0	0	13		
31	Washington, Andre	g	0-0	0-0	3-4	0	0	0	0	1	3	0	1	0	4		
33	Rountree, Aaron	g	0-1	0-0	0-0	0	2	2	4	0	1	1	0	1	8		
34	Cavanaugh, Tyler	g	1-7	0-2	1-2	2	1	3	2	3	2	0	1	0	18		
Team						2	0	2									
Totals			20-57	3-12	19-32	16	20	36	18	62	10	16	7	6	200		

FG % 1st Half: 9-26 34.6% 2nd half: 11-31 35.5% Game: 20-57 35.1%  
 3FG % 1st Half: 3-9 33.3% 2nd half: 0-3 0.0% Game: 3-12 25.0%  
 FT % 1st Half: 8-12 66.7% 2nd half: 11-20 55.0% Game: 19-32 59.4%

**Georgia Tech 82 • 11-7, 1-5 ACC**

##	Player	Total			3-Ptr			Rebounds			PF	TP	A	TO	Blk	Stl	Min
		FG-FGA	FG-FGA	FT-FTA	Off	Def	Tot	Off	Def	Tot							
03	Georges-Hunt, Marcus	f	4-6	2-4	2-2	2	4	6	4	12	1	1	0	1	23		
04	Carter Jr., Robert	f	9-10	2-3	0-0	3	3	6	3	20	1	3	1	0	25		
05	Miller, Daniel	c	3-5	0-0	2-2	0	5	5	2	8	5	1	1	0	28		
00	Udofia, Mfon	g	2-5	0-0	2-4	0	1	1	2	9	3	2	0	0	34		
11	Bolden, Chris	g	3-8	2-3	1-2	0	1	1	4	9	3	1	0	4	18		
01	Royal, Julian	g	0-0	0-0	0-0	1	0	1	0	1	0	0	0	0	1		
02	Jordan, Pierre	g	0-0	0-0	0-0	0	0	0	0	0	0	0	0	0	0+		
12	Poole Jr., Stacey	g	3-6	0-2	0-0	0	2	2	2	6	1	1	1	0	14		
23	Reed, Brandon	g	3-7	2-3	0-0	2	4	6	2	8	1	4	1	2	19		
24	Holsey, Kammeon	g	4-10	0-0	0-1	1	4	5	1	8	4	2	2	2	25		
31	Peek, Aaron	g	0-0	0-0	0-0	0	0	0	0	1	0	0	1	0	1		
32	Doyle, Brooks	g	0-0	0-0	0-0	0	0	0	0	0	0	0	0	0	1		
45	Poole, Solomon	g	1-2	0-0	0-2	0	1	1	2	2	0	0	0	0	11		
Team						1	1	2									
Totals			32-59	10-20	8-13	10	26	36	24	82	20	15	7	9	200		

FG % 1st Half: 21-34 61.8% 2nd half: 11-25 44.0% Game: 32-59 54.2%  
 3FG % 1st Half: 6-11 54.5% 2nd half: 4-9 44.4% Game: 10-20 50.0%  
 FT % 1st Half: 4-5 80.0% 2nd half: 4-8 50.0% Game: 8-13 61.5%

Officials: Karl Hess, Ray Natili, Bernard Clinton  
 Technical fouls: Wake Forest-None. Georgia Tech-None.  
 Attendance: 8180

Score by periods	1st	2nd	Total
Wake Forest	29	33	62
Georgia Tech	52	30	82

Points	In	Off	2nd	Fast	Bench
WF	Paint	T/O	Chance	Break	
GT	38	14	14	10	11
	38	26	12	10	24

Last FG - WF 2nd-00:08. GT 2nd-00:26.  
 Largest lead - WF None, GT by 30 1st-08:51.

Score tied - 0 times.  
 Lead changed - 0 times.

**Official Basketball Box Score -- Game Totals -- Final Statistics**  
**Georgia Tech vs Clemson**  
 1/29/13 7:00 PM at Clemson, SC (Littlejohn Coliseum)

**Georgia Tech 60 • 11-8, 1-6 ACC**

##	Player	Total			3-Ptr			Rebounds			PF	TP	A	TO	Blk	Stl	Min
		FG-FGA	FG-FGA	FT-FTA	Off	Def	Tot	Off	Def	Tot							
04	Carter Jr., Robert	f	1-4	1-3	0-2	0	3	3	2	3	0	0	1	1	23		
05	Miller, Daniel	c	8-12	0-0	0-0	2	2	4	3	16	1	1	0	0	29		
00	Udofia, Mfon	g	1-4	0-2	5-6	1	7	8	2	7	1	4	0	3	27		
03	Georges-Hunt, Marcus	g	5-9	1-2	0-0	2	5	7	0	11	3	0	0	0	34		
11	Bolden, Chris	g	3-8	2-5	0-0	1	1	1	3	8	1	3	0	1	31		
01	Royal, Julian	g	0-2	0-1	0-0	0	1	1	0	0	0	0	0	0	2		
12	Poole Jr., Stacey	g	0-2	0-1	0-0	1	0	1	0	1	0	1	0	1	6		
23	Reed, Brandon	g	0-4	0-1	1-2	1	2	3	0	1	1	0	0	2	11		
24	Holsey, Kammeon	g	5-9	0-0	4-7	2	2	4	2	14	1	5	0	1	25		
45	Poole, Solomon	g	0-0	0-0	0-0	0	0	0	1	0	2	3	0	0	1		

**Official Basketball Box Score -- Game Totals -- Final Statistics**  
**Florida State vs Georgia Tech**  
 2/5/13 9 p.m. at McCamish Pavilion, Atlanta, Ga.

**Florida State 56 • 13-9, 5-4 ACC**

##	Player	Total			3-Ptr			Rebounds			PF	TP	A	TO	Blk	Stl	Min
		FG	FGA	FT	FTA	Off	Def	Tot									
10	White, Okaro	f	1-7	0-4	1-2	1	9	10	3	3	1	2	0	0	0	29	
11	Turpin, Kiel	c	4-6	0-0	2-3	1	4	5	4	10	0	1	3	2	29		
05	Brandon, Montay	g	0-2	0-0	1-2	0	1	1	1	1	5	4	0	0	18		
21	Snaer, Michael	g	4-9	3-5	4-4	1	3	4	3	15	4	1	0	2	30		
31	Whisnant, Terry	g	1-3	0-2	0-0	1	1	2	1	2	2	0	0	2	15		
01	Bookert, Devon	g	1-2	1-1	0-0	0	0	0	0	3	3	2	0	0	22		
14	Gilchrist, Robert	g	1-1	0-0	1-2	0	2	2	0	3	0	3	0	0	10		
15	Bojanovsky, Boris	g	4-4	0-0	2-2	0	3	3	2	10	0	0	2	0	12		
25	Thomas, Aaron	g	3-3	0-0	0-2	0	1	1	0	6	0	1	0	0	20		
30	Miller, Ian	g	1-3	1-3	0-0	0	1	1	1	3	3	2	0	0	15		
	Team					0	1	1									
	Totals		20-40	5-15	11-17	4	26	30	15	56	18	16	5	6	200		

FG % 1st Half: 10-22 45.5% 2nd half: 10-18 55.6% Game: 20-40 50.0%  
 3FG % 1st Half: 3-8 37.5% 2nd half: 2-7 28.6% Game: 5-15 33.3%  
 FT % 1st Half: 3-6 50.0% 2nd half: 8-11 72.7% Game: 11-17 64.7%

**Georgia Tech 54 • 12-9, 2-7 ACC**

##	Player	Total			3-Ptr			Rebounds			PF	TP	A	TO	Blk	Stl	Min
		FG	FGA	FT	FTA	Off	Def	Tot									
03	Georges-Hunt, Marcus	f	3-9	1-3	1-5	0	3	3	2	8	1	3	0	1	31		
04	Carter Jr., Robert	f	2-9	0-0	0-0	0	3	3	3	4	0	2	0	2	32		
05	Miller, Daniel	c	3-4	0-0	3-4	3	2	5	1	9	4	1	1	3	32		
00	Udofia, Mfon	g	2-8	2-6	0-0	0	4	4	2	6	4	1	0	1	27		
11	Bolden, Chris	g	2-7	0-3	2-2	1	4	5	1	6	3	1	0	2	28		
02	Jordan, Pierre	g	1-2	0-0	0-0	0	0	0	1	2	1	0	0	1	7		
12	Poole Jr., Stacey	g	0-1	0-0	1-2	0	1	1	0	1	0	0	0	0	4		
23	Reed, Brandon	g	3-5	3-4	0-0	0	0	0	0	9	1	1	0	0	18		
24	Holsey, Kammeon	g	2-4	0-0	2-2	1	0	1	4	6	0	2	0	1	16		
45	Poole, Solomon	g	1-1	1-1	0-0	0	0	0	1	3	0	0	0	0	5		
	Team					2	0	2									
	Totals		19-50	7-17	9-15	7	17	24	15	54	14	11	1	11	200		

FG % 1st Half: 10-25 40.0% 2nd half: 9-25 36.0% Game: 19-50 38.0%  
 3FG % 1st Half: 4-9 44.4% 2nd half: 3-8 37.5% Game: 7-17 41.2%  
 FT % 1st Half: 3-4 75.0% 2nd half: 6-11 54.5% Game: 9-15 60.0%

Officials: Tim Nestor, Michael Stephens, Ted Valentine  
 Technical fouls: Florida State-None. Georgia Tech-None.  
 Attendance: 7012

Score by periods	1st	2nd	Total
Florida State	26	30	56
Georgia Tech	27	27	54

Points	In Paint	Off T/O	2nd Chance	Fast Break	Bench
FS	22	11	6	4	25
GT	18	15	8	8	21

Last FG - FS 2nd-00:01, GT 2nd-01:02.  
 Largest lead - FS by 13 1st-13:56, GT by 5 2nd-19:11.  
 Score tied - 5 times.  
 Lead changed - 6 times.

**Official Basketball Box Score -- Game Totals -- Final Statistics**  
**Georgia Tech vs Virginia Tech**  
 2/9/13 1:00 PM at Cassell Coliseum, Blacksburg, Va.

**Georgia Tech 64 • 13-9, 3-7**

##	Player	Total			3-Ptr			Rebounds			PF	TP	A	TO	Blk	Stl	Min
		FG	FGA	FT	FTA	Off	Def	Tot									
03	Georges-Hunt, Marcus	f	5-11	1-2	2-2	1	8	9	1	13	0	2	1	0	1	29	
04	Carter Jr., Robert	f	2-7	1-3	2-3	3	6	9	4	7	0	2	1	0	24		
05	Miller, Daniel	c	3-9	0-0	1-2	1	6	7	1	7	2	1	2	0	32		
00	Udofia, Mfon	g	1-9	1-4	4-7	1	3	4	4	7	0	0	0	0	23		
11	Bolden, Chris	g	2-6	1-3	0-0	0	3	3	1	5	4	1	1	0	28		
23	Reed, Brandon	g	3-6	1-2	2-4	0	4	4	2	9	4	1	0	1	23		
24	Holsey, Kammeon	g	6-8	0-0	1-4	2	7	9	1	13	1	1	1	0	24		
45	Poole, Solomon	g	1-3	1-3	0-0	0	1	1	4	3	2	2	0	0	17		
	Team					2	1	3									
	Totals		23-59	6-17	12-22	10	39	49	18	64	13	11	6	2	200		

FG % 1st Half: 14-29 48.3% 2nd half: 9-30 30.0% Game: 23-59 39.0%  
 3FG % 1st Half: 4-10 40.0% 2nd half: 2-7 28.6% Game: 6-17 35.3%  
 FT % 1st Half: 5-7 71.4% 2nd half: 7-15 46.7% Game: 12-22 54.5%

**Virginia Tech 54 • 11-12, 2-8**

##	Player	Total			3-Ptr			Rebounds			PF	TP	A	TO	Blk	Stl	Min
		FG	FGA	FT	FTA	Off	Def	Tot									
04	Raines, Cadarian	f	3-11	0-0	0-2	3	6	9	3	6	1	0	1	0	31		
03	Eddie, Jarell	f	0-6	0-4	0-0	1	2	3	3	0	1	0	3	0	12		
02	Barksdale, CJ	f	0-2	0-0	1-2	1	3	4	3	1	0	0	0	0	24		
41	Brown, Robert	g	4-16	2-5	0-1	0	3	3	0	10	2	4	0	0	39		
11	Green, Erick	g	9-20	2-5	8-9	0	5	5	0	28	3	2	2	1	35		
00	Zegeren, Joey van	g	0-0	0-0	0-0	0	1	1	2	0	0	0	0	0	9		
05	Patrick, Marcus	g	0-0	0-0	0-0	0	0	0	0	0	0	0	0	0	1		
10	Rankin, Marcus	g	0-0	0-0	0-0	0	2	2	0	0	0	1	0	0	10		
25	Johnston, Will	g	2-6	2-5	0-0	0	2	2	1	6	1	0	0	0	23		
33	Wood, Marshall	g	1-1	1-1	0-0	0	3	3	3	3	0	1	0	0	16		
	Team					1	2	3									
	Totals		19-62	7-20	9-14	6	29	35	17	54	8	8	6	1	200		

FG % 1st Half: 6-29 20.7% 2nd half: 13-33 39.4% Game: 19-62 30.6%  
 3FG % 1st Half: 3-9 33.3% 2nd half: 4-11 36.4% Game: 7-20 35.0%  
 FT % 1st Half: 3-4 75.0% 2nd half: 6-10 60.0% Game: 9-14 64.3%

Officials: Jim Burr, Raymond Styns, Tim Kelly  
 Technical fouls: Georgia Tech-None. Virginia Tech-None.  
 Attendance: 6006

Score by periods	1st	2nd	Total
Georgia Tech	37	27	64
Virginia Tech	18	36	54

Points	In Paint	Off T/O	2nd Chance	Fast Break	Bench
GT	30	8	6	3	25
VT	16	9	5	6	9

Last FG - GT 2nd-03:17, VT 2nd-00:13.  
 Largest lead - GT by 25 2nd-16:27, VT by 1 1st-16:45.  
 Score tied - 0 times.  
 Lead changed - 1 time.

**Official Basketball Box Score -- Game Totals -- Final Statistics**  
**Clemson vs Georgia Tech**  
 2/14/13 7 p.m. at McCamish Pavilion, Atlanta, Ga.

**Clemson 56 • 13-11, 5-7 ACC**

##	Player	Total			3-Ptr			Rebounds			PF	TP	A	TO	Blk	Stl	Min
		FG	FGA	FT	FTA	Off	Def	Tot									
24	Jennings, Milton	f	4-7	3-4	1-2	0	6	6	3	12	2	1	1	0	30		
31	Booker, Devin	c	6-11	0-0	1-1	3	5	8	2	13	2	2	3	2	39		
12	Hall, Rod	g	4-10	0-1	1-6	1	2	3	2	9	2	0	0	2	29		
20	Roper, Jordan	g	2-5	2-3	0-0	1	1	2	0	6	2	1	0	0	31		
21	Harrison, Damarcus	g	1-4	0-2	0-0	0	2	2	3	2	1	0	0	0	17		
03	Filer, Adonis	g	0-2	0-0	0-0	0	3	3	2	0	1	1	0	0	11		
22	Sullivan, Bernard	g	0-0	0-0	0-0	0	2	2	0	0	0	0	2	0	8		
32	McDaniels, K.J.	g	4-11	0-0	6-8	1	0	1	4	14	0	2	3	1	32		
35	Nnoko, Landry	g	0-0	0-0	0-0	0	0	0	1	0	0	0	0	0	3		
	Team					1	2	3									
	Totals		21-50	5-12	9-17	7	23	30	17	56	10	7	9	5	200		

FG % 1st Half: 8-29 27.6% 2nd half: 13-21 61.9% Game: 21-50 42.0%  
 3FG % 1st Half: 2-6 33.3% 2nd half: 3-6 50.0% Game: 5-12 41.7%  
 FT % 1st Half: 2-3 66.7% 2nd half: 7-14 50.0% Game: 9-17 52.9%

**Georgia Tech 53 • 13-10, 3-8 ACC**

##	Player	Total			3-Ptr			Rebounds			PF	TP	A	TO	Blk	Stl	Min
		FG	FGA	FT	FTA	Off	Def	Tot									
03	Georges-Hunt, Marcus	f	4-7	0-0	3-4	4	1	5	4	11	1	0	0	0	34		
04	Carter Jr., Robert	f	5-10	0-0	0-1	3	8	11	2	10	1	1	1	1	30		
05	Miller, Daniel	c	1-1	0-0	0-0	0	6	6	3	2	2	1	2	2	30		
00	Udofia, Mfon	g	2-9	0-3	2-2	0	0	0	4	6	4	3	0	0	29		
11	Bolden, Chris	g	2-8	2-4	3-4	1	2	3	0	9	0	2	1	0	33		
02	Jordan, Pierre	g	0-1	0-1	0-0	0	0	0	0	0	0	0	0	0	2		
12	Poole Jr., Stacey	g	0-1	0-0	0-0	0	1	1	0	0	0	0	0	0	3		
23	Reed,																

**Official Basketball Box Score -- Game Totals -- Final Statistics**  
**North Carolina vs Georgia Tech**  
 2/19/13 9 p.m. at McCamish Pavilion, Atlanta, Ga.

**North Carolina 70 • 18-8, 8-5 ACC**

##	Player	Total			3-Ptr			Rebounds			PF	TP	A	TO	Blk	Stl	Min
		FG	FGA	FT	FTA	Off	Def	Tot									
35	Bullock, Reggie	f	4-9	1-4	0-0	0	7	7	2	9	0	0	1	2	30		
43	McAdoo, James M.	f	9-19	0-0	4-6	4	7	11	1	22	2	2	0	4	35		
01	Strickland, Dexter	g	2-9	0-0	0-0	2	4	6	1	4	7	0	0	1	30		
05	Paige, Marcus	g	0-4	0-3	8-8	0	1	1	0	8	5	2	0	4	30		
15	Halston, P.J.	g	4-15	1-7	1-1	4	1	5	2	10	2	0	0	3	31		
02	McDonald, Leslie	g	5-8	4-6	1-2	0	2	2	0	15	2	2	1	0	17		
11	Johnson, Brice	g	1-2	0-0	0-0	0	2	2	2	2	1	0	0	0	7		
14	Hubert, Desmond	g	0-0	0-0	0-0	0	0	0	1	0	1	0	0	0	4		
21	Simmons, Jackson	g	0-0	0-0	0-0	0	1	1	1	0	0	0	0	0	7		
25	Tokoto, J.P.	g	0-0	0-0	0-0	0	1	1	2	0	0	0	0	0	9		
Team						1	1	2									
Totals			25-66	6-20	14-17	11	27	38	12	70	19	9	2	14	200		

FG % 1st Half: 14-37 37.8% 2nd half: 11-29 37.9% Game: 25-66 37.9%  
 3FG % 1st Half: 3-12 25.0% 2nd half: 3-8 37.5% Game: 6-20 30.0%  
 FT % 1st Half: 5-6 83.3% 2nd half: 9-11 81.8% Game: 14-17 82.4%

**Georgia Tech 58 • 14-11, 4-9 ACC**

##	Player	Total			3-Ptr			Rebounds			PF	TP	A	TO	Blk	Stl	Min
		FG	FGA	FT	FTA	Off	Def	Tot									
03	Georges-Hunt, Marcus	f	5-11	2-5	0-2	3	4	7	2	12	2	3	0	0	32		
04	Carter Jr., Robert	f	4-11	1-3	0-0	1	7	8	0	9	2	2	3	1	31		
05	Miller, Daniel	c	3-5	0-0	0-0	3	9	12	4	6	1	4	3	1	28		
00	Udofia, Mfon	g	2-6	2-4	0-1	0	2	2	1	6	4	3	0	2	34		
11	Bolden, Chris	g	5-10	2-4	0-2	1	3	4	3	12	1	3	0	0	29		
12	Poole Jr., Stacey	g	0-3	0-1	0-0	1	1	2	0	0	0	0	0	0	8		
23	Reed, Brandon	g	1-2	1-2	0-0	0	0	0	0	3	0	0	0	0	11		
24	Holsey, Kammeon	g	3-6	0-0	4-6	1	5	6	3	10	0	3	1	0	22		
45	Poole, Solomon	g	0-4	0-2	0-0	0	0	0	0	0	1	1	0	1	5		
Team						2	0	2									
Totals			23-58	8-21	4-11	12	31	43	13	58	11	19	7	5	200		

FG % 1st Half: 14-32 43.8% 2nd half: 9-26 34.6% Game: 23-58 39.7%  
 3FG % 1st Half: 2-7 28.6% 2nd half: 6-14 42.9% Game: 8-21 38.1%  
 FT % 1st Half: 0-6 0.0% 2nd half: 4-5 80.0% Game: 4-11 36.4%

Officials: Jamie Luckie, John Cahill, Roger Ayers  
 Technical fouls: North Carolina-None. Georgia Tech-None.  
 Attendance: 8600  
 Sell Out Crowd

Score by periods	1st	2nd	Total
North Carolina	36	34	70
Georgia Tech	30	28	58

Last FG - NC 2nd-01:43, GT 2nd-00:33.  
 Largest lead - NC by 22 2nd-04:50, GT by 5 1st-17:25.

Score tied - 3 times.  
 Lead changed - 6 times.

**Official Basketball Box Score -- Game Totals -- Final Statistics**  
**Georgia Tech vs Virginia**  
 2/24/13 2 p.m. at Charlottesville, Va. (JPJA)

**Georgia Tech 54 • 14-12, 4-10 ACC**

##	Player	Total			3-Ptr			Rebounds			PF	TP	A	TO	Blk	Stl	Min
		FG	FGA	FT	FTA	Off	Def	Tot									
04	Carter Jr., Robert	f	4-10	1-4	0-0	0	5	5	2	9	0	3	1	1	28		
05	Miller, Daniel	c	4-9	0-0	3-4	7	4	11	2	11	1	2	0	0	26		
00	Udofia, Mfon	g	5-15	1-3	1-2	0	3	3	4	4	2	1	0	1	27		
03	Georges-Hunt, Marcus	g	1-2	2-5	0-0	1	0	1	0	12	3	1	0	0	31		
11	Bolden, Chris	g	2-3	1-2	0-0	0	0	0	0	5	1	2	0	0	32		
01	Royal, Julian	g	1-2	0-0	0-0	0	1	1	0	2	0	0	0	0	4		
02	Jordan, Pierre	g	0-0	0-0	0-0	0	0	0	0	1	0	0	0	0	6		
12	Poole Jr., Stacey	g	0-1	0-0	0-0	0	0	0	0	0	1	0	0	0	7		
10	Morris, Jason	g	0-0	0-0	0-0	0	0	0	0	0	0	0	1	0	2		
23	Reed, Brandon	g	0-1	0-1	0-0	0	1	1	1	0	0	2	0	0	8		
24	Holsey, Kammeon	g	4-4	0-0	0-2	1	1	2	4	8	0	3	0	0	20		
45	Poole, Solomon	g	1-3	1-2	0-0	0	0	0	1	3	1	0	0	0	9		
Team						1	1	2									
Totals			22-50	6-17	4-8	10	16	26	16	54	8	17	1	3	200		

FG % 1st Half: 13-24 54.2% 2nd half: 9-26 34.6% Game: 22-50 44.0%  
 3FG % 1st Half: 2-8 25.0% 2nd half: 4-9 44.4% Game: 6-17 35.3%  
 FT % 1st Half: 1-4 25.0% 2nd half: 3-4 75.0% Game: 4-8 50.0%

**Virginia 82 • 19-8, 9-5 ACC**

##	Player	Total			3-Ptr			Rebounds			PF	TP	A	TO	Blk	Stl	Min
		FG	FGA	FT	FTA	Off	Def	Tot									
23	Anderson, Justin	f	4-9	1-2	2-2	0	2	2	0	11	4	3	1	2	22		
25	Mitchell, Akil	f	8-9	0-0	2-2	3	5	8	1	18	1	0	0	1	30		
01	Evans, Jontel	g	5-7	0-0	0-0	2	1	3	1	10	8	0	0	0	28		
02	Jespersen, Paul	g	2-6	1-4	1-2	0	4	4	0	6	0	0	1	1	23		
12	Harris, Joe	g	4-10	0-5	7-8	1	2	3	1	15	1	1	0	0	31		
00	Brown, Doug	g	0-0	0-0	0-0	0	1	1	0	0	0	0	0	0	3		
04	Barnette, Taylor	g	3-4	3-4	0-0	0	0	0	1	9	1	0	0	0	14		
05	Jones, Teven	g	2-3	0-0	0-0	0	1	1	0	4	0	0	0	0	12		
10	Tobey, Mike	g	3-7	1-1	0-0	3	1	4	2	7	0	0	0	0	15		
11	Nolte, Evan	g	1-3	0-2	0-0	0	1	1	2	2	0	1	1	20			
30	Rogers, Thomas	g	0-1	0-1	0-0	0	0	0	0	0	0	1	0	0	2		
Team						1	1	2									
Totals			32-59	6-19	12-14	10	19	29	8	82	15	5	3	5	200		

FG % 1st Half: 16-30 53.3% 2nd half: 16-29 55.2% Game: 32-59 54.2%  
 3FG % 1st Half: 2-6 33.3% 2nd half: 4-13 30.8% Game: 6-19 31.6%  
 FT % 1st Half: 7-8 87.5% 2nd half: 5-6 83.3% Game: 12-14 85.7%

Officials: Doug Sirmans (R), Sean Hull, Gary Maxwell  
 Technical fouls: Georgia Tech-Udofia, Mfon. Virginia-None.  
 Attendance: 12232

Score by periods	1st	2nd	Total
Georgia Tech	29	25	54
Virginia	41	41	82

Last FG - GT 2nd-00:36, VA 2nd-01:55.  
 Largest lead - GT by 5 1st-18:57, VA by 30 2nd-01:55.

Score tied - 0 times.  
 Lead changed - 1 time.

**Official Basketball Box Score -- Game Totals -- Final Statistics**  
**Maryland vs Georgia Tech**  
 2/27/13 8 p.m. at McCamish Pavilion, Atlanta, Ga.

**Maryland 68 • 19-9,7-8**

##	Player	Total			3-Ptr			Rebounds			PF	TP	A	TO	Blk	Stl	Min
		FG	FGA	FT	FTA	Off	Def	Tot									
10	Layman, Jake	f	1-8	0-6	0-0	0	0	1	1	2	2	0	0	0	0	26	
44	Cleare, Shaquille	f	3-7	0-0	1-1	1	5	6	3	7	0	0	0	0	19		
25	Len, Alex	c	6-11	0-1	1-2	5	4	9	5	13	1	2	0	2	23		
05	Faust, Nick	g	4-5	1-2	1-2	0	3	3	2	10	2	6	0	0	23		
32	Wells, Dez	g	6-10	0-0	3-3	0	3	3	1	15	4	2	0	1	33		
00	Mitchell, Charles	g	1-2	0-0	0-1	0	2	2	4	2	1	1	1	0	17		
02	Aronhall, Logan	g	1-3	1-3	0-0	0	1	1	0	3	1	2	0	0	11		
04	Allen, Seth	g	4-10	2-6	2-3	0	1	1	2	12	2	1	0	3	25		
21	Howard, Pe'Shon	g	0-4	0-1	0-0	0	1	1	0	0	0	0	0	1	8		
35	Padgett, James	g	1-3	0-0	2-2	0	0	0	2	4	1	0	0	2	15		
Team						5	0	5									
Totals			27-63	4-19	10-14	11	21	32	20	68	14	14	1	9	200		

FG % 1st Half: 14-33 42.4% 2nd half: 13-30 43.3% Game: 27-63 42.9%  
 3FG % 1st Half: 1-6 16.7% 2nd half: 3-13 23.1% Game: 4-19 21.1%  
 FT % 1st Half: 4-5 80.0% 2nd half: 6-9 66.7% Game: 10-14 71.4%

**Georgia Tech 78 • 15-12,5-10**

##	Player	Total			3-Ptr			Rebounds			PF	TP	A	TO	Blk	Stl	Min
		FG	FGA	FT	FTA	Off	Def	Tot									
03	Georges-Hunt, Marcus	f	2-6	2-4	2-4	1	0	1	4	8	3	2	0	0	30		
04	Carter Jr., Robert	f	7-11	1-4	4-4	1	9	10	1	19	2	1	2	0	29		
05	Miller, Daniel	c	2-4	0-0	1-2	2	7	9	2	16	3	2	3	1	33		
00	Udofia, Mfon	g	1-4	0-2	0-0	0	1	1	1	2	5	0	0	0	29		
11	Bolden, Chris	g	2-7	0-3	0-2	0	2	2	1	4	1	3	1	0	19		

**Official Basketball Box Score -- Game Totals -- Final Statistics**  
**Georgia Tech vs Miami**  
**3/6/13 9 p.m. at BankUnited Center | Coral Gables, Fla.**

**Georgia Tech 71 • 16-13, 6-11**

##	Player	Total			3-Ptr			Rebounds			PF	TP	A	TO	Blk	Stl	Min
		FG-FGA	FG-FGA	FT-FTA	Off	Def	Tot	Off	Def	Tot							
00	Udofia, Mfon	* 1-4	1-3	0-0	0	1	1	4	3	3	0	0	0	0	0	24	
03	Georges-Hunt, Marcus	* 2-7	0-1	0-0	2	4	6	3	4	6	1	1	1	1	1	35	
04	Carter Jr., Robert	* 5-9	2-4	0-2	0	3	3	4	12	0	1	1	1	1	26		
05	Miller, Daniel	* 8-12	0-0	1-1	1	4	5	0	17	1	1	1	1	1	32		
11	Bolden, Chris	* 8-18	4-8	1-1	0	4	4	1	21	1	0	0	1	1	34		
01	Royal, Julian	0-1	0-1	1-2	0	1	1	1	1	0	1	1	0	1	4		
12	Poole Jr., Stacey	0-0	0-0	0-0	0	0	0	1	0	0	0	0	0	0	2		
14	Morris, Jason	0-0	0-0	0-0	0	1	1	0	0	0	0	0	0	0	2		
23	Reed, Brandon	1-1	1-1	0-0	0	1	1	1	3	1	2	0	0	0	7		
24	Holsey, Kammeon	3-4	0-0	0-0	1	4	5	3	6	1	2	0	0	0	18		
45	Poole, Solomon	2-2	0-0	0-0	1	1	2	1	4	1	1	0	0	0	16		
	Team				2	1	3										
	Totals	30-58	8-18	3-6	7	25	32	19	71	14	9	4	4	4	200		

FG % 1st Half: 14-26 53.8% 2nd half: 16-32 50.0% Game: 30-58 51.7% Deadball Rebounds 1  
 3FG % 1st Half: 2-8 25.0% 2nd half: 6-10 60.0% Game: 8-18 44.4%  
 FT % 1st Half: 2-3 66.7% 2nd half: 1-3 33.3% Game: 3-6 50.0%

**Miami 69 • 23-6, 14-3**

##	Player	Total			3-Ptr			Rebounds			PF	TP	A	TO	Blk	Stl	Min
		FG-FGA	FG-FGA	FT-FTA	Off	Def	Tot	Off	Def	Tot							
00	Larkin, Shane	* 4-7	0-3	4-5	0	1	1	1	12	7	1	0	1	1	38		
01	Scott, Durand	* 7-12	2-3	1-2	2	3	5	3	17	1	3	1	1	1	38		
04	Jones, Trey McKinney	* 3-6	2-3	1-2	0	2	2	0	9	0	0	0	1	1	34		
35	Kadji, Kenny	* 6-13	2-7	4-4	2	9	11	1	18	1	0	2	0	33			
42	Johnson, Reggie	* 1-4	0-0	0-1	0	1	1	2	2	0	3	0	0	15			
15	Brown, Rion	0-2	0-1	0-0	0	1	1	1	0	1	1	0	0	9			
23	Jekiri, Tonye	0-1	0-0	0-0	0	0	0	1	0	0	0	0	1	7			
45	Gamble, Julian	3-5	0-0	5-7	1	3	4	2	11	0	0	2	0	26			
	Team				0	3	3										
	Totals	24-50	6-18	15-21	5	23	28	11	69	10	8	5	4	200			

FG % 1st Half: 16-28 57.1% 2nd half: 8-22 36.4% Game: 24-50 48.0% Deadball Rebounds 2  
 3FG % 1st Half: 5-8 62.5% 2nd half: 1-10 10.0% Game: 6-18 33.3%  
 FT % 1st Half: 6-9 66.7% 2nd half: 9-12 75.0% Game: 15-21 71.4%

Officials: Karl Hess, Bernard Clinton, Brian Dorsey  
 Technical fouls: Georgia Tech-None. Miami-None.  
 Attendance: 7394

Score by periods	1st	2nd	Total
Georgia Tech	32	39	71
Miami	43	26	69

Last FG - GT 2nd-00:00, UM 2nd-02:36.  
 Largest lead - GT by 3 1st-15:27, UM by 13 2nd-18:50.

Points	In Paint	Off T/O	2nd Chance	Fast Break	Bench
GT	32	16	8	8	14
UM	22	13	8	4	11

Score tied - 4 times.  
 Lead changed - 5 times.

**Official Basketball Box Score -- Game Totals -- Final Statistics**  
**Georgia Tech vs Boston College**  
**3/9/13 12:00 PM at Silvio O. Conte Forum, Chestnut Hill, MA**

**Georgia Tech 72 • 16-14; 6-12 ACC**

##	Player	Total			3-Ptr			Rebounds			PF	TP	A	TO	Blk	Stl	Min
		FG-FGA	FG-FGA	FT-FTA	Off	Def	Tot	Off	Def	Tot							
04	Carter Jr., Robert	f 3-6	0-1	0-0	1	4	5	2	6	1	1	1	0	2	23		
05	Miller, Daniel	c 4-7	0-0	2-2	2	4	6	1	10	3	2	0	2	33			
00	Udofia, Mfon	g 4-9	1-2	0-1	0	3	3	5	9	0	3	0	1	32			
03	Georges-Hunt, Marcus	g 6-10	2-5	2-3	1	2	3	1	16	1	1	0	1	32			
11	Bolden, Chris	g 4-11	3-7	1-1	0	0	0	4	12	1	1	0	1	24			
01	Royal, Julian	2-2	0-0	0-0	0	1	1	1	4	0	0	2	1	6			
02	Jordan, Pierre	0-1	0-1	0-0	0	2	2	0	0	1	1	0	0	11			
14	Morris, Jason	0-2	0-1	0-0	0	0	0	0	0	0	0	0	0	7			
23	Reed, Brandon	4-6	1-2	0-0	1	0	1	0	9	2	0	0	0	17			
24	Holsey, Kammeon	3-3	0-0	0-0	3	0	3	4	6	1	2	0	0	15			
	Team				1	1	2										
	Totals	30-57	7-19	5-7	9	17	26	18	72	10	11	3	6	200			

FG % 1st Half: 16-31 51.6% 2nd half: 14-26 53.8% Game: 30-57 52.6% Deadball Rebounds 0  
 3FG % 1st Half: 4-11 36.4% 2nd half: 3-8 37.5% Game: 7-19 36.8%  
 FT % 1st Half: 0-1 0.0% 2nd half: 5-6 83.3% Game: 5-7 71.4%

**Boston College 74 • 15-16; 7-11 ACC**

##	Player	Total			3-Ptr			Rebounds			PF	TP	A	TO	Blk	Stl	Min
		FG-FGA	FG-FGA	FT-FTA	Off	Def	Tot	Off	Def	Tot							
12	Anderson, Ryan	f 5-11	0-0	3-6	2	3	5	2	13	1	3	0	0	29			
15	Van Nest, Andrew	f 4-6	1-2	0-0	2	0	2	1	9	0	1	0	0	13			
21	Hanlan, Olivier	g 6-9	0-0	2-4	0	5	5	1	14	2	3	0	2	37			
25	Rahon, Joe	g 5-7	1-3	4-5	0	4	4	1	15	7	1	0	2	35			
33	Heckmann, Patrick	g 2-2	1-1	2-4	0	2	2	1	7	2	1	1	3	30			
04	Odio, Eddie	4-9	2-4	1-2	2	2	4	0	11	1	0	1	1	28			
20	Jackson, Lonnie	1-4	1-3	2-4	2	1	3	1	5	0	1	0	0	20			
24	Clifford, Dennis	0-1	0-1	0-0	0	1	1	1	0	0	1	0	0	8			
	Team				2	1	3										
	Totals	27-49	6-14	14-25	10	19	29	8	74	13	11	2	8	200			

FG % 1st Half: 13-29 44.8% 2nd half: 14-20 70.0% Game: 27-49 55.1% Deadball Rebounds 6.1  
 3FG % 1st Half: 4-11 36.4% 2nd half: 2-3 66.7% Game: 6-14 42.9%  
 FT % 1st Half: 2-4 50.0% 2nd half: 12-21 57.1% Game: 14-25 56.0%

Officials: Bryan Kersey, Jerry Heater, Sean Hull  
 Technical fouls: Georgia Tech-None. Boston College-None.  
 Attendance: 5247

Score by periods	1st	2nd	Total
Georgia Tech	36	36	72
Boston College	32	42	74

Points	In Paint	Off T/O	2nd Chance	Fast Break	Bench
GT	34	17	11	3	19
BC	34	13	12	6	16

Last FG - GT 2nd-00:04, BC 2nd-00:28.  
 Largest lead - GT by 10 2nd-14:23, BC by 7 2nd-00:28.

Score tied - 5 times.  
 Lead changed - 7 times.

**Official Basketball Box Score -- Game Totals -- Final Statistics**  
**Georgia Tech vs Boston College**  
**3/14/13 12:00 PM at Greensboro Coliseum**

**Georgia Tech 64 • 16-15**

##	Player	Total			3-Ptr			Rebounds			PF	TP	A	TO	Blk	Stl	Min
		FG-FGA	FG-FGA	FT-FTA	Off	Def	Tot	Off	Def	Tot							
03	Georges-Hunt, Marcus	f 8-20	3-6	2-6	7	4	11	2	21	0	1	0	2	33			
04	Carter Jr., Robert	f 3-11	0-3	1-1	4	5	9	1	7	2	3	2	0	25			
05	Miller, Daniel	c 1-6	0-0	3-4	3	1	4	1	5	3	1	2	3	26			
00	Udofia, Mfon	g 4-11	2-4	0-0	1	3	4	2	10	3	0	0	0	35			
11	Bolden, Chris	g 0-6	0-4	2-4	1	2	3	2	2	0	1	0	2	21			
01	Royal, Julian	0-0	0-0	0-0	0	0	0	0	0	0	0	0	0	8			
14	Morris, Jason	2-2	1-1	0-0	1	0	1	1	5	1	1	0	0	7			
23	Reed, Brandon	3-9	1-4	1-2	1	2	3	1	8	0	1	0	1	19			
24	Holsey, Kammeon	3-9	0-0	0-0	3	2	5	1	6	0	2	0	0	21			
45	Poole, Solomon	0-1	0-1	0-0	0	0	0	1	0	0	1	0	0	5			
	Team				3	0	3										
	Totals	24-75	7-23	9-17	24	19	43	12	64	9	11	4	8	200			

FG % 1st Half: 13-35 37.1% 2nd half: 11-40 27.5% Game: 24-75 32.0% Deadball Rebounds 5.3  
 3FG % 1st Half: 5-12 41.7% 2nd half: 2-11 18.2% Game: 7-23 30.4%  
 FT % 1st Half: 2-7 28.6% 2nd half: 7-10 70.0% Game: 9-17 52.9%

**Boston College 84 • 16-16**

##	Player	Total			3-Ptr			Rebounds			PF	TP	A	TO	Blk	Stl	Min
		FG-FGA	FG-FGA	FT-FTA	Off	Def	Tot	Off	Def	Tot							
12	Anderson, Ryan	f 5-12	0-0	1-2	1	4	5	1	11	3	1	2	0	28			
24	Clifford, Dennis	c 0-1	0-0	0-0	2	3	5	3	0	1	1	2	0	11			
21	Hanlan, Olivier	g 14-18	8-10	5-6	0	5	5	2	41	2	2	0	3	36			
25	Rahon, Joe	g 5-11	3-5	2-2	1	3	4	0	15	7	3	1	1	38			
33	Heckmann, Patrick	g 4-9	2-5	0-0	1	3	4	3	10	2	1	0	0	24			
01	Perpiglia, Steve	0-0	0-0	0-0	0	0	0	0	0	0	1	0	0	1			
04	Odio, Eddie	3-5	1-1	0-0	2	8	10	3	7	0	0	0	1	31			
05	Caudill, KC	0-0	0-0	0-0	0	0	0	0	0	0	0	0	0	1			
13	Cain Carney, John	0-0	0-0	0-0	0	0	0	0	0	0	0	0	0	1			
14	Jacobs, Drew	0-1	0-0	0-0	0	1	1	0	0	0	0	0	0	1			
15	Van Nest, Andrew	0-1	0-1	0-0	0	1	1	2	0	0	1	0	0	8			
20	Jackson, Lonnie	0-3	0-2	0-0	0	0	0	2	0	2	1	1	0	18			
31	Rubin, Danny	0-0	0-0	0-0	0	0	0	0	0	0	0	0	0	2			
	Team				2	1	3										
	Totals	31-61	14-24	8-10	9	29	38	16	84	17	11	6	5	200			

FG % 1st Half: 15-33 45.5% 2nd half: 16-28 57.1% Game: 31-61 50.8% Deadball Rebounds 1.1  
 3FG % 1st Half: 6-13 46.2% 2nd half: 8-11 72.7% Game: 14-24 58.3%  
 FT % 1st Half: 2-3 66.7% 2nd half: 6-7 85.7% Game: 8-10 80.0%

Officials: Mike Eades, Gary Maxwell, Roger Ayers  
 Technical fouls: Georgia Tech-None. Boston College-None.  
 Attendance:  
 2013 ACC Tournament Game #1 - First Round