

GEORGIA TECH

WOMEN'S BASKETBALL



2016-2017





GEORGIA TECH ATHLETIC ASSOCIATION

150 Bobby Dodd Way NW
Atlanta, GA 30332
404-894-5400

www.RamblinWreck.com

Twitter: @GTathletics

Facebook: GTathletics

Instagram: @GTathletics

YouTube: RamblinWreckTube

CREDITS

EDITORS

Liz Ryan, Lauren Rupert, Alex Keator

COMPILATION

Liz Ryan

PHOTOGRAPHY

Danny Karnik
Mollie McClure

© 2015, Georgia Tech Athletic Association



2016-17 GEORGIA TECH WOMEN'S BASKETBALL QUICK FACTS

GENERAL

Full Name:	Georgia Institute of Technology
Location:	Atlanta, Ga.
Founded:	1885
Enrollment:	25,000
Nicknames:	Ramblin' Wreck, Yellow Jackets
Colors:	Old Gold and White
Arena (Cap.):	McCamish Pavilion (8,600)
President:	Dr. G. P. "Bud" Peterson
Interim Athletics Director:	Paul Griffin
Faculty Ath. Representative:	Dr. Reginald DesRoches
SWA:	Joeleen Akin

COACHING STAFF

Head Coach:	MaChelle Joseph
Years at Tech:	14th
Twitter:	@GT_Coach_Jo
Career Record:	252-162 (.609)
Record at Tech:	Same
Alma Mater:	Purdue, 1992
Assistant Coaches:	Kevin Morrison, Rob Norris, M.L. Willis
Director of WBB Ops:	Catherine Greene

TEAM INFORMATION

2015-16 Overall Record:	20-13
2015-16 ACC Record:	8-8
2015-16 Home Record:	13-5
2015-16 Road Record:	5-6
2015-16 Neutral Record:	2-2
Letterwinners R/L:	9/5
Starters R/L:	3/2
Newcomers	5

HISTORY

First Year:	1974-75 (43rd season)
Overall Record:	627-589 (.516)
ACC Record:	195-344 (.362)
ACC Tournament Record:	16-37
Postseason Record:	14-22 (NCAA, WNIT & AIAW)
NCAA Appearances/Last:	9, 2014
NCAA Tournament Record:	5-9
WNIT Record:	7-5
All-Time Home Record:	328-201
All-Time Road Record:	159-257
All-Time Neutral Record:	71-73

TABLE OF CONTENTS

INFORMATION

Quick Facts	IFC
Communications & PR	2
McCamish Pavilion	3
INFOGRAPHIC MACHELLE JOSEPH	4
INFOGRAPHIC KATARINA VUCKOVIC	5

MEET THE TEAM

2016-17 Team Roster	8
Student-Athlete Profiles	9-19
Coaches Profiles	20-25
Administration	26-27

SEASON IN REVIEW

2015-16 Results	29
Game-by-Game Stats	30
Individual Stats	31
Superlatives	32
Box Scores	33-41

HISTORY

Year-by-Year Records	43
Year-by-Year Results	44-50
All-time Letterwinners and Coaches	51-52
All-time Series History	53-54
GT vs. the Conferences	55-56
Joseph vs. Opponents	57
Series History	58-67
Rankings History	68-69
ACC Tournament Results	70
Post-season Results	71
Honors and Awards	72-74
#ProJackets	75

RECORDS

Tech Records	77-81
Individual Records	82-84
Opponent Records	82-84
Career Leaders	85
Records By Class	86
Annual Leaders	87-88
Year-by-Year Stats	89-90
The Last Time	91
1,000 Point Scorers	92-93
NCAA Tournament Record Book	94-99

MEDIA INFORMATION

Georgia Tech's practices are closed to the public and the media, but the Yellow Jackets' players and coaches are available to the media by request before or after practices. The weekly practice schedule varies once the season begins.

- TV stations occasionally will be able to shoot B-roll during practices and all requests should go through Liz Ryan in the Georgia Tech Athletic Communications Office.

- All interview requests should be made through Liz Ryan at least 24 hours in advance. Media are asked not to contact players directly either by phone or email. Players are not available on gamedays until after the game.

RELEASES/PHOTOS BY EMAIL

All Georgia Tech women's basketball releases, statistics, game notes and media advisories are distributed via email to a list maintained by the athletic communications office. Media wishing to be added to this list should send a request to Liz Ryan (lryan@athletics.gatech.edu). Photographs are available upon request.

RAMBLINWRECK.COM / SOCIAL MEDIA

- RamblinWreck.com - Georgia Tech's official website is continuously updated with all of Tech's releases, statistics, game notes, biographies and other information. Game notes and bio updates are generally posted at least 24 hours prior to each game, while updated statistics and box scores are posted following each game.

- Twitter (@GTWBB), Instagram (@GTWBB), Facebook - Georgia Tech women's basketball information and updates will also be posted to the team's Twitter, Instagram and Facebook pages, along with photos and behind-the-scenes activities.

- The Good Word (formerly Sting Daily) - Feature stories and other news on Yellow Jacket women's basketball, along with all other Georgia Tech sports, can also be found in Tech's newsletter that is distributed four times a week. Subscriptions are free.

MEDIA CREDENTIALS FOR HOME GAMES

- Media credentials are issued to accredited members of the working media only. Working space is limited, and children, spouses and other non-workers will not be granted credentials or access to media areas.

- Media seating and workspace at McCamish Pavilion is in the upper level, section 211, and the media entrance to the arena is through the west entrance off of Fowler Street. Media will call is located at the ticket booth by the west entrance.

- Requests for credentials should be made in writing via email at least 24 hours in advance of each game to Liz Ryan. Credentials will not be mailed. They can be picked up the night of the game at the media entrance.

- Photo credentials are granted to still photographers and videographers on assignment for a media agency only. Admission to courtside is by FLOOR or PHOTO pass only, and photographer positions are at the discretion of the basketball game officials and the media relations staff.

DIRECTIONS TO MCCAMISH PAVILION AND THE ZELNAK CENTER

- Going South on I-75: Take exit 250 (16th/14th/10th Streets) and follow through light at 14th Street. Stay to the right and follow to 10th Street, where McCamish Pavilion is straight ahead. Turn right to access the parking areas other than the main lot.

- Going South on I-85: Take exit 84 (17th/14th/10th Streets). You will stay to the left immediately upon exiting the interstate, but will need to move to the right after 16th Street. Follow until you reach 10th Street where McCamish Pavilion will be in front of you. Take a right on 10th Street and an immediate left on Fowler Street and access the main arena parking lot off of 8th Street.

- Going North on I-75/85: Take the 10th Street exit (250). Turn left on 10th Street and after you cross the bridge, McCamish Pavilion will be on your left. Just past the arena, turn left at Fowler Street (first traffic light). Take first left at 8th Street and follow to main arena parking lot.

NCAA INFRACTIONS

In July of 2011, the National Collegiate Athletic Association (NCAA) Division I Committee on Infractions found the Georgia Institute of Technology men's basketball and football programs responsible for committing violations of NCAA legislation.

The Institute was cited for a lack of cooperation during the investigation, a failure to meet the conditions and obligations of membership, and preferential treatment violations. Also cited were additional violations in the men's basketball program related to the conduct of a nonscholastic men's basketball tournament on campus. The NCAA public report further details all of the findings.

Penalties Included:

- Public reprimand and censure.
- Four years of probation from July 14, 2011 through July 13, 2015.
- A \$100,000 financial penalty.
- A reduction of two men's basketball recruiting days during the 2011 summer evaluation period (self-imposed by the Institute).
- A limit of 10 official visits for the men's basketball program for the 2011-12 and 2012-13 academic years, respectively.
- Vacation of contests won by the football team during the 2009 season after November 24, which is when the university was alerted to potential eligibility issues.

Additionally, in September of 2014 the NCAA Division I Committee on Infractions cited the Institute for a failure to monitor recruiting activities, and the football, men's basketball, and women's basketball programs were cited for recruiting violations surrounding impermissible telephone calls and text messages sent to prospective student-athletes. The NCAA accepted the Institute's self-imposed penalties. The NCAA public report further details all of the findings.

Penalties Included:

- Public reprimand and censure.
- Two additional years of probation, extending through July 13, 2017.
- Recruiting restrictions during the 2012-13 academic year, including telephone call restrictions and a reduction in off-campus recruiting opportunities (self-imposed by the Institute).

As a result of the exhaustive investigation and review process and because of Georgia Tech's steadfast commitment to compliance, the Institute completely revamped and enhanced its athletics compliance operation and staffing. A robust monitoring system was implemented and a more frequent and meaningful rules education program was established across all sports. The Institute remains committed to operating all of its athletics programs within the letter and spirit of NCAA, ACC, and Institute rules and regulations.

COMMUNICATIONS & PUBLIC RELATIONS



CHRIS YANDLE

Assistant AD
Communications & Public Relations



MIKE STAMUS

Associate Director
Communications & Public Relations



KEVIN DAVIS

Assistant Director
Communications & Public Relations



LIZ RYAN

Assistant Director
Communications & Public Relations



LAUREN RUPERT

Assistant Director
Communications & Public Relations



ALEX KEATOR

Assistant
Communications & Public Relations



BRAD MALONE

Director of Digital Media



TYLER WHEELER

Graphic Designer



MILLS ARMBRUSTER

Marketing

GEORGIA TECH COMMUNICATIONS & PUBLIC RELATIONS

Arthur B. Edge Jr. Intercollegiate Athletics Center
150 Bobby Dodd Way NW, Atlanta, GA 30332
Phone: 404-894-5445 | www.RamblinWreck.com

COMMUNICATIONS & PUBLIC RELATIONS

MIKE FLYNN Assistant AD / Communications & Public Relations

Responsibilities: Football¹

Alma Mater: Miami (Ohio), 2001 | **Joined GTAA:** June 2016

Office: 404-894-5445 | **Cell:** 828-964-6406 | **Email:** mflynn@athletics.gatech.edu | [@MFlynnGT](https://twitter.com/MFlynnGT)

MIKE STAMUS Associate Director

Responsibilities: Men's Basketball, Golf, Football Credentials

Alma Mater: Virginia Tech, 1983 | **Joined GTAA:** August 1983

Office: 404-894-5445 | **Cell:** 404-218-9723 | **Email:** mstamus@athletics.gatech.edu | [@BusterStamus](https://twitter.com/BusterStamus)

KEVIN DAVIS Assistant Director

Responsibilities: Football², Baseball, Swimming & Diving

Alma Mater: Gardner-Webb, 2005 | **Joined GTAA:** August 2016

Office: 404-894-5445 | **Cell:** 704-974-9095 | **Email:** kdavis@athletics.gatech.edu | [@kdavis12](https://twitter.com/kdavis12)

LIZ RYAN Assistant Director

Responsibilities: Women's Basketball, Women's Tennis

Alma Mater: North Carolina, 2007 | **Joined GTAA:** August 2016

Office: 404-894-5445 | **Cell:** 404-431-9619 | **Email:** lryan@athletics.gatech.edu

LAUREN RUPERT Assistant Director

Responsibilities: Volleyball, Softball

Alma Mater: Pittsburgh, 2011 | **Joined GTAA:** July 2012

Office: 404-894-5445 | **Cell:** 724-516-4577 | **Email:** lrupert@athletics.gatech.edu | [@Lauren_Rupert](https://twitter.com/Lauren_Rupert)

ALEX KEATOR Assistant

Responsibilities: Track & Field / Cross Country, Men's Tennis

Alma Mater: Syracuse, 2016 | **Joined GTAA:** July 2016

Office: 404-894-5445 | **Cell:** 413-207-2604 | **Email:** akeator@athletics.gatech.edu | [@aykay24](https://twitter.com/aykay24)

DIGITAL MEDIA

BRAD MALONE Director of Digital Media

Alma Mater: Georgia Tech, 2009 | **Joined GTAA:** November 2012

Office: 404-894-4461 | **Email:** bmalone@athletics.gatech.edu | [@GT_Brad](https://twitter.com/GT_Brad)

TYLER WHEELER Graphic Designer

Alma Mater: Tennessee, 2014 | **Joined GTAA:** August 2016

Office: 404-894-0539 | **Email:** swheeler@athletics.gatech.edu

MILLS ARMBRUSTER Marketing

Joined GTAA: August 2015 | **Email:** marmbruster@athletics.gatech.edu

MCCAMISH PAVILION



McCamish Pavilion (8,600)

MCCAMISH PAVILION HIGHLIGHTS

- Groundbreaking: May 5, 2011
- Opening: October, 2012
- Capacity: 8,600
- Club seating
- Center-hung scoreboard
- Primarily chairback seating
- Grand entrance (10th & Fowler)
- Alexander Memorial Courtyard (on Fowler Street)
- Theatrical lighting
- 2,500 cubic yards of concrete removed
- 3,000 cubic yards of concrete installed
- 500 tons of new steel installed
- Over 1 mile of new railing installed
- 20,000 gallons of paint
- 2,000 feet of new mechanical piping
- 2,500 feet of new ductwork
- \$4M in new audio-visual and scoreboards
- 50 TV's throughout the concourse and Callaway Club
- Farthest distance material has traveled to get on site: 4,835 miles
- Shortest distance material has traveled to get on site: 1 mile
- Number of Tech alumni involved in the project: Over 100
- Number of days construction took: 520
- Number of 1950's old style Coke bottles found while installing the underground foundations: 11
- Number of new staircases: 13
- Number of new sports lights for the competition floor: Over 300
- 270-degree court view from concourse

WOMEN'S BASKETBALL IN MCCAMISH

HISTORY

Record in McCamish Pavilion (4 seasons): 42-23 (.646)

First Game in McCamish Pavilion: L, 54-71 vs. #20/16 Tennessee, Nov. 11, 2012

Most Points Scored in McCamish Pavilion: 105 vs. Morgan State, Nov. 16, 2014

Largest Home Crowd in McCamish Pavilion: 5,517 vs. #20/16 Tennessee, Nov. 11, 2012

LARGEST HOME CROWDS

Includes both Alexander Memorial Coliseum and McCamish Pavilion

1.	11/21/10	#1/1 UConn	L, 71-51	7,325
2.	2/8/95	#11/11 UNC	L, 84-62	6,621
3.	12/5/08	Georgia	W, 57-42	6,212
4.	2/7/99	#9/11 Duke	L, 74-73	6,058
5.	11/11/12	#20/16 Tenn.	L, 54-71	5,517
6.	1/23/93	#10 Virginia	L, 107-81	4,158
7.	2/21/93	Wake Forest	W, 85-72	4,136
8.	2/16/03	Virginia	L, 56-54	4,044
9.	1/26/02	Clemson	W, 83-78	3,965
10.	12/13/09	MVSU	W, 89-41	3,864
11.	1/20/96	#7/7 Virginia	L, 79-58	3,849
12.	1/8/04	#1/2 Duke	L, 45-77	3,833
13.	2/11/96	Wake Forest	W, 75-65	3,827
14.	2/18/99	#17/17 Virginia	L, 73-86	3,812
15.	1/13/03	#1/1 Duke	L, 59-79	3,592
16.	1/9/00	#14/10 Duke	L, 45-64	3,512
17.	2/27/94	Duke	W, 64-56	3,385
18.	2/10/08	#3/3 UNC	L, 61-75	3,257

Bold = McCamish Pavilion



Located right on campus in the heart of Midtown Atlanta

HEAD COACH MACHELLE JOSEPH**252-162** career record*The all-time winningest coach in Georgia Tech History***61%** career winning percentage*Highest in Georgia Tech history***19** All-ACC selections**4** All-ACC First Team members**13** wins against top-25 teams**4** wins against top-10 teams**9** postseason appearances*2007, 2008, 2009, 2010, 2011, 2012, 2014, 2015, 2016***8** seasons with 20+ wins*2006-07, 2007-08, 2008-09, 2009-10, 2010-11, 2011-12, 2013-14, 2015-16***8** All-ACC academic selections**7** Georgia College Players of the Year**7** NCAA appearances*2007, 2008, 2009, 2010, 2011, 2012, 2014***6** WNBA draft picks**2** first round picks**2** Georgia College Coach of the Year

"We have a very competitive conference schedule. I am very excited for my young team to have the opportunity to compete early against a few of the top teams in the ACC."

- head coach MaChelle Joseph



Tiyaunna Marshall became GT's all-time leading scorer under Joseph



Joseph led the Jackets to its first ever Sweet 16 in 2012



Joseph was inducted into the Indiana Basketball Hall of Fam on April 25, 2014

KATARINA VUCKOVIC

QUICK HITS

- Katarina Vuckovic is the lone returning senior on this year's squad and is the team's leading returning scorer and rebounder from last season.
- She has helped the Yellow Jackets reach postseason play all three seasons since arriving on campus in 2013. Tech has participated in the NCAA Tournament and two WNITs since Vuckovic arrived.
- She was one of five NCAA Division I women's basketball student-athletes named to the 2016 Allstate WBCA Good Works Team. After arriving on campus in 2013, Vuckovic has volunteered with several organizations including Urban Platform, Safe House, Ronald McDonald House and the Boys and Girls Club in addition to several events. Vuckovic was the second Yellow Jacket in three years to be named to the team.
- Two summers ago, Vuckovic spent the summer with fellow Yellow Jackets in the Dominican Republic for a service trip. Additionally, Vuckovic has volunteered with Girls on the Run and ran "Shoot for Shoes" during Earth Day at Tech.
- Vuckovic led the team in blocks last season with 17 overall, including three against ACC opponents last season.
- A consistent player, during conference play, Vuckovic hit 90.9 percent from the free throw line and hit 78.4 percent for the season.
- She recorded her second career double-double last season against Boston College after leading Tech in both scoring (18 pts) and rebounding (10 rbs).
- Vuckovic has missed only five games in her career having played in 94 games. The five games missed were as a freshman.

BY THE BOOKS



BY THE NUMBERS

- **3** games as leading scorer in 2015-16
- **5** steals - her career high in upset win at Duke (2/21/16)
- **6** games leading team in assists in 2015-16
- **8** games leading the Jackets in blocks last season
- **13** rebounds - her career high set against Louisiana Tech (12/30/14)
- **15** games scoring in double-figures last season
- **20** points - her career high set at Georgia (11/22/15)
- **24** career games scoring in double-figures
- **68** assists to finish third on the team in 2015-16



THE VUCKOVIC FILE

- 6'3" Senior Forward from Smederevo, Serbia
- Born June 30, 1994
- Parents are Aleksandar and Vera Vuckovic
- Father played professional volleyball for Crvena Zvezda
- Played for Serbian youth national team and competed in the 2010 U16 European Championships, 2012 U18 European Championships and 2013 FIBA U19 World Championship
- Most memorable athletic achievement is winning the bronze medal in U18 European Championship with Serbian U18 team in 2012





STUDENT-ATHLETE PROFILES

2016-17 Roster	7
Student-Athlete Profiles	8-18
Coaches Profiles	19-24
Administration	25-26

2016-17 ROSTER

Numerical

No.	Name	YR	HT	POS	Hometown	High School/Last School
0	Imani Tilford	Jr.	5-5	PG	Greenburgh, N.Y.	Woodlands HS
1	Kaylan Pugh	So.	5-9	G	Memphis, Tenn.	St. Mary's Episcopal School
2	Zutorya Cook	Fr.	5-7	G	Marietta, Ga.	Osborne
4	Anne Francoise Diouf	Fr.	6-4	F	Dakar, Senegal	IMG Academy
10	Katarina Vuckovic	Sr.	6-3	F	Smederevo, Serbia	Crvena Zvezda
11	Elo Edeferioka	R-Jr.	6-2	F	Warri, Nigeria	Life Center Academy/Hofstra
13	Cha'Ron Sweeney	GS	5-2	G	Toledo, Ohio	Rogers/Eastern Michigan
14	Simina Avram	Jr.	6-3	C	Brasov, Romania	Andre Saguna
15	Chelsea Guimaraes	So.	6-3	F	Almada, Portugal	Professor Jose Augusto Lucas
21	Zaire O'Neil	Jr.	5-11	F	Newark, N.J.	Malcolm X Shabazz
24	Chanin Scott	Fr.	6-0	G	Charlotte, N.C.	Myers Park
33	Francesca Pan	Fr.	6-1	G	Bassno del Grappa, Italy	Istituto G. Parini Mestre
44	Martine Fortune	So.	6-3	F	Philadelphia, Pa.	The Shipley School
55	Antonia Peresson	Jr.	5-9	G	Pordenone, Italy	Liceo Stefanini Yenezia

Alphabetical

No.	Name	YR	HT	POS	Hometown	High School/Last School
14	Simina Avram	Jr.	6-3	C	Brasov, Romania	Andre Saguna
2	Zutorya Cook	Fr.	5-7	G	Marietta, Ga.	Osborne
4	Anne Francoise Diouf	Fr.	6-4	F	Dakar, Senegal	IMG Academy
11	Elo Edeferioka	R-Jr.	6-3	F	Warri, Nigeria	Life Center Academy/Hofstra
44	Martine Fortune	So.	6-3	F	Philadelphia, Pa.	The Shipley School
15	Chelsea Guimaraes	So.	6-3	F	Almada, Portugal	Professor Jose Augusto Lucas
21	Zaire O'Neil	Jr.	5-11	F	Newark, N.J.	Malcolm X Shabazz
33	Francesca Pan	Fr.	6-1	G	Bassno del Grappa, Italy	Istituto G. Parini Mestre
55	Antonia Peresson	Jr.	5-9	G	Pordenone, Italy	Liceo Stefanini Yenezia
1	Kaylan Pugh	So.	5-9	G	Memphis, Tenn.	St. Mary's Episcopal School
24	Chanin Scott	Fr.	6-0	G	Charlotte, N.C.	Myers Park
13	Cha'Ron Sweeney	GS	5-2	G	Toledo, Ohio	Rogers/Eastern Michigan
0	Imani Tilford	Jr.	5-5	PG	Greenburgh, N.Y.	Woodlands HS
10	Katarina Vuckovic	Sr.	6-3	F	Smederevo, Serbia	Crvena Zvezda

Head Coach: MaChelle Joseph (Purdue, 1992), 14th season

Assistant Coach: M.L. Willis (Iowa, 1998), 4th season

Assistant Coach: Kevin Morrison (California State Polytechnic University, 1994), 2nd season

Assistant Coach: Rob Norris (Indiana University of Pennsylvania, 1999), 2nd season

Director of Operations: Catherine Greene (North Carolina, 2008)

Assistant Director of Operations: Metra Walthour (Georgia Tech, 2012)

Athletic Trainer: Felicia Tucker

Director of Olympic Sports Player Development: Scott McDonald

STUDENT-ATHLETE PROFILES



CHA'RON SWEENEY #13

GS • 5'2"

Guard

Toledo, Ohio

Rogers/Eastern Michigan

BIO

Before Tech (At Eastern Michigan): Played three seasons at Eastern Michigan, averaging 17.6 points, 3.9 rebounds and 3.6 assists per game... Participated in 103 games for the Eagles, starting in 98... Three-time second team All-MAC honoree... Tabbed MAC Freshman of the Year in 2014... Her final season, finished with the seventh highest scoring average and fifth highest point total in school history with 622 points... Became second-fastest player to reach 1,000-career points, needing just 60 games to accomplish the feat... Finished with over 1,800 points as an Eagle.

Prep: Played both basketball and softball at Toledo Rogers High School... Was captain three years of basketball and once in softball... Ranked 29th by position on ESPN... Member of Toledo City League Women's Basketball Sectional Championship in 2009-10 earning All City Third Team... Tabbed All City Second Team in 2010-11 and First Team consecutive years from 2011-13... Named Division 2 Player of the Year in 2011-12... Picked up both City League Player of the Year and Blade Player of the Year in 2012-13... Helped win Toledo City League Women's Basketball City Championships, Sectional Championships and District Championships from 2010-13... Named City League Softball First Team in 2012-13 after helping lead team to first Toledo City League Softball Championship in school history... Honor roll member from 2009-13... National Honor Society member from 2011-13.

Personal: Born June 9, 1995... Grandmother is Teresa... Has four siblings: Charvette, Chance Jr., Chaunia, and Isaiah... Chose Georgia Tech because of its academics, location and basketball history... Lists being the top scorer in Eastern Michigan has her biggest athletic accomplishment... Plans to major in building construction and facilities management.



STUDENT-ATHLETE PROFILES



KATARINA VUCKOVIC #10

Sr. • 6'3"

Forward

Smederevo, Serbia

Crvena Zvezda

BIO

2016 ALLSTATE WBCA GOOD WORKS TEAM

2015-16 (Junior): Played in all 33 games, making 26 starts ... Averaged 8.0 points, 5.0 rebounds and 2.1 assists in 28.2 minutes per game ... Named to 2016 Allstate WBCA Good Works Team ... Scored in double figures 15 times ... Opened season with back-to-back 14-point games vs. Loyola Chicago (Nov. 13) and St. Francis Brooklyn (Nov. 15) ... Scored career-high 20 points with seven rebounds in 35 minutes at Georgia (Nov. 22) ... Posted double-double (18 points, 10 rebounds) vs. Boston College (Jan. 31) ... Tied career high with four 3-pointers vs. BC ... Started final 11 games of season ... Added 15 points at Virginia Tech (Feb. 4) ... Scored 12 points with eight rebounds vs. Clemson (Feb. 14) ... Also scored 12 points with six boards and career-high five steals in career-high 40 minutes in upset win at Duke (Feb. 21) ... Added 18 points on 8-of-12 shooting at Pitt (Feb. 25) ... Finished season with two double-digit games in WNIT ... Scored 12 points with four rebounds and four assists vs. Mercer (March 17) ... Finished one board shy of second double-double with 10 points and nine rebounds vs. Tulane (March 21).

2014-15 (Sophomore): Played in all 34 games, starting in five ... Averaged 6.3 points per game, 4.7 rebounds per game and 1.3 assists per game ... Her 161 total rebounds were fifth on the Yellow Jackets ... Scored in double figures in six games ... Led the Jackets in rebounding in four games and had two games with rebounds in double-figures ... Has five games with at least three made 3-pointers ... Made at least one 3-pointer in 24 games ... Scored a career-high 17 points while making three 3-pointers at Loyola (11/14) ... Tallied eight points and led the team with seven rebounds vs. Minnesota (11/30) ... Grabbed a career-high 13 rebounds vs. LA Tech (12/30) while scoring eight points ... Scored 12 points on a career-best made four 3-pointers at Notre Dame (1/22) ... Recorded her first double-double of her career,

scoring 11 points and leading Tech with 12 rebounds vs. NC State (2/12) ... Hit a 3-pointer in the final seconds of the first half vs. #4 Notre Dame (2/19) to give Tech the halftime lead ... Led the Jackets in blocks with a career-high three and scored seven points at Clemson (2/22) ... Scored 11 points and had four rebounds in upset of #16 Duke (2/26) ... Had eight points and eight rebounds vs. Clemson (3/4) in the first round of the ACC Tournament.

2013-14 (Freshman): Played in 27 games, averaging 3.5 points, 2.4 rebounds and 1.2 assists per game ... Missed five games in the beginning of the season due to a knee injury ... Made nine 3-pointers ... Had five games with three assists ... Scored in double figures three times ... Against Alabama State (12/29/13), scored 11 points and grabbed a season-high eight rebounds ... Scored 10 points and grabbed four rebounds against Wake Forest (1/16) ... Scored a career-high 14 points against Virginia (2/14), including two 3-pointers ... Played in the 2014 U20 European Championship in Udine, Italy in July, aiding Serbia to a fourth place finish ... Averaged 8.7 points per game while grabbing an average of 3.9 rebounds per game in the European Championship ... Scored in double-figures in five games during the U20 European Championship ... Led Serbia in 3-point field goal percentage (57.9 percent), making 11 out of her 19 3-point attempts in the tournament.

Prep: Played for the Serbian youth national team and her club team was Crvena Zvezda ... Averaged 9.8 ppg and 4.8 rbg while helping the U19 Serbian team to an eighth place finish at the 2013 FIBA U19 World Championship ... Was third on the team in points (78) and fourth in rebounds (38) during the tournament ... In 2012, finished in third place in the U18 European Championship with the Serbian U18 team ... Averaged 7.0 points and 4.6 rebounds while making over 58 percent of her field goal attempt during the European Championship ... Also participated on the Serbian U16 team that played in the European Championships in 2010 ... Was the starting power forward for her club team, Crvena Zvezda, which finished first in the league with a record of 22-3 ... Averaged 11.2 ppg, which was second best on the team, and 5.9 rbg, which was third on the team during the 2012-13 season for Crvena Zvezda.

Personal: Born June 30, 1994... Parents are Aleksandar and Vera Vuckovic ... Her father played professional volleyball for Crvena Zvezda ... Inspired to play basketball at age 11... Lists playing volleyball as a hobby ... Lists her most memorable athletic achievement as winning the bronze medal in the U18 European Championship with the Serbian U18 team ... Intends to major international affairs and modern language.



CAREER STATS

Year	GP	GS	Min	Avg	Total			3-Point			F-Throw			Rebounds										Pct	Avg
					FG	FGA	Pct	FG	FGA	Pct	FT	FTA	Pct	Off	Def	Tot	Avg	PF	FO	Ast	TO	Blk	Stl	Pts	
2013-14	27	0	373	13.8	41	111	.369	9	36	.250	3	6	.500	30	36	66	2.4	34	0	33	27	9	13	94	3.5
2014-15	34	5	804	23.6	80	220	.364	41	128	.320	14	22	.636	44	117	161	4.7	51	2	43	29	20	25	215	6.3
2015-16	33	26	929	28.2	99	290	.341	38	135	.281	29	37	.784	47	118	165	5.0	63	0	68	53	17	36	265	8.0
TOTAL	94	31	2106	22.4	220	621	.354	88	299	.294	46	65	.708	121	271	392	4.2	148	2	144	109	46	74	574	6.1

ACC STATS

Year	GP	GS	Min	Avg	Total			3-Point			F-Throw			Rebounds										Pct	Avg
					FG	FGA	Pct	FG	FGA	Pct	FT	FTA	Pct	Off	Def	Tot	Avg	PF	FO	Ast	TO	Blk	Stl	Pts	
2013-14	16	0	208	13.0	26	59	.441	6	19	.316	0	3	.000	14	19	33	2.1	19	0	18	18	6	9	58	3.6
2014-15	16	1	395	24.7	37	104	.356	20	68	.294	9	14	.643	21	51	72	4.5	23	0	21	16	11	10	103	6.4
2015-16	16	9	437	27.3	39	128	.305	20	60	.333	10	11	.909	24	51	75	4.7	29	0	31	27	3	20	108	6.8
TOTAL	48	10	1040	21.7	102	271	.376	46	147	.313	19	28	.679	59	121	180	3.8	71	0	70	61	20	39	269	5.6

NCAA TOURNAMENT STATS

Year	GP	GS	Min	Avg	Total			3-Point			FT	F-Throw		Rebounds										Pts	Avg
					FG	FGA	Pct	FG	FGA	Pct		FTA	Pct	Off	Def	Tot	Avg	PF	FO	Ast	TO	Blk	Stl		
2013-14	1	0	2	2.0	0	1	.000	0	0	.000	0	0	.000	0	0	0	0.0	0	0	0	0	0	0	0	0.0

STUDENT-ATHLETE PROFILES



SIMINA AVRAM #14

Jr. • 6'3"

Center

Brasov, Romania

Andre Saguna

for Romania in the U18 European Championship ... In six games averaged 1.5 points and 2.7 rebounds per game ... Played a tournament-high 21 minutes against Poland and scored a tournament-high four points against Greece ... During the 2013 U20 European Championship averaged 4.2 points per game while grabbing an average of 2.8 rebounds per game ... Against Israel, shot 55 percent from the field, scoring 10 points ... Grabbed a tournament-high six rebounds against Bulgaria.

Personal: Born March 31, 1995 in Brasov, Romania ... Parents are Aurelian Florin and Sorina Avram ... Her brother, Horia-Tudor, is an amateur handball player for Team Dinamo Brasov ... Her aunt, Risan Fidelia Margareta was a professional volleyball player from 1980-89 and played for the National Team of Romania.

BIO

2015-16 (Sophomore): Played in 16 games, making four starts ... Averaged 1.4 points and 1.1 rebounds in 6.2 minutes ... Scored career-high nine points with career-high seven rebounds in 18 minutes vs. Loyola Chicago (11/13) ... Scored four points against Prairie View A&M (12/15) ... Second-highest point total came against Notre Dame (1/28) when she scored six points.

2014-15 (Freshman): Played in 18 games ... Scored four points and had one steal against Grambling State (11/25) while playing a season-high 11 minutes ... Had two blocks at Wake Forest (2/28) ... Scored two points vs. Clemson (3/4) in the ACC Tournament while recording one block ... Scored two points while playing 10 minutes vs. Elon (3/19) in the WNIT.

Prep: Played for CSS Brasovia and Olimpia SCU Brasov ... Placed second in the national championship while a part of the Brasov U23 team ... Also on Romania's junior National Team ... Played for Romania in the Division B U20 European Championship in Sofia, Bulgaria ... Averaged 2.5 points per game while grabbing 2.8 rebounds per game at the European Championship ... Opened up the European Championship against Lithuania scoring five points and grabbing five rebounds ... During the 2013-14 season on team Olimpia SCU Brasov, the center saw action in 27 games averaging 2.4 points per game, 2.8 rebounds per game this and 12.7 minutes per game ... Played



CAREER STATS

Year	GP	GS	Min	Avg	Total			3-Point			FT	F-Throw		Off	Def	Rebounds		PF	FO	Ast	TO	Blk	Stl	Pts	Avg
					FG	FGA	Pct	FG	FGA	Pct		FTA	Pct			Tot	Avg								
2014-15	18	0	54	3.0	5	8	.625	0	0	.000	2	2	1.000	2	1	3	0.2	13	0	0	7	4	2	12	0.7
2015-16	16	4	99	6.2	7	20	.350	0	1	.000	9	13	.692	14	4	18	1.1	20	2	2	12	4	7	23	1.4
TOTAL	34	4	153	4.5	12	28	.429	0	1	.000	11	15	.733	16	5	21	0.6	33	2	2	19	8	9	35	1.0

ACC STATS

Year	GP	GS	Min	Avg	Total			3-Point			FT	F-Throw		Off	Def	Rebounds		PF	FO	Ast	TO	Blk	Stl	Pts	Avg
					FG	FGA	Pct	FG	FGA	Pct		FTA	Pct			Tot	Avg								
2014-15	8	0	16	2.0	0	1	.000	0	0	.000	0	0	.000	0	1	1	0.1	3	0	0	0	2	0	0	0.0
2015-16	5	0	33	6.6	3	5	.600	0	0	.000	3	5	.600	4	0	4	0.8	7	0	0	3	0	0	9	1.8
TOTAL	13	0	49	3.8	3	6	.500	0	0	.000	3	5	.600	4	1	5	0.4	10	0	0	3	2	3	9	0.7

STUDENT-ATHLETE PROFILES

**ELO EDEFERIOKA #11****R-Jr. • 6'3"****Forward****Warri, Nigeria****Life Center Academy/Hofstra**

the Life Center Academy to a 28-3 record overall and a No. 1 ranking for prep schools in the state by the Star-Ledger ... Won the NACA national championship after defeating New Hope Christian ... Was named to the Star-Ledger's third-team all-prep team as a senior.

Personal: Played with the Nigerian national team in the 2015 Afrobasket, finishing in third place which secured Nigeria a spot in the Olympic Qualifying Tournament in 2016.

BIO

2015-16 (Junior): Sat out 2015-16 season to satisfy NCAA transfer rules.

2013-15 (Hofstra): Played both her freshman and sophomore seasons at Hofstra ... As a sophomore, Edeferioka started 32 out of 33 games, averaging 9.2 points per game, 8.7 rebounds per game and 25.6 minutes per game ... Averaged 1.0 blocks per game and led the Pride with 32 total blocks ... Had 13 double-figure scoring games last season, including a 22-point outing against Central Connecticut ... Also against Central Connecticut, grabbed 13 rebounds for her first of eight double-doubles of the season ... Aided Hofstra to a 20-13 overall record, an 11-7 CAA record and an appearance in the first round of the WNIT in 2014-15 ... As a freshman, averaged 6.3 points and 7.4 rebounds and played in all 29 games, making 22 starts ... Named to the All-Colonial Athletic Association Rookie Team in 2014 and garnered CAA Rookie of the Week honors on March 3 ... Finished fourth in the CAA for offensive rebounds with an average of three per game and eighth in blocks with a 0.9 per-game average ... Her total rebounds put her at eighth in the conference ... Recorded three double-doubles during her freshman campaign and shot 44.1 percent from the field ... Also brings international experience to the Jackets, having played for the Nigerian national team in the 2011 FIBA U19 World Championship

Prep: Attended the Life Center Academy in Burlington, New Jersey for high school ... As a senior, averaged 9.0 points per game, 11.1 rebounds per game and 3.0 blocks per game ... Was named the MVP of the 2013 ISAA Tournament while leading

**CAREER STATS (AT HOFSTRA)**

Year	GP	GS	Min	Avg	Total		Pct	3-Point			F-Throw			Off	Def	Rebounds		PF	FO	Ast	TO	Blk	Stl	Pts	Avg
					FG	FGA		FG	FGA	Pct	FT	FTA	Pct			Tot	Avg								
2012-13	29	22	578	19.9	64	145	.441	-	-	-	54	85	.635	-	-	214	7.4	67	1	27	54	25	9	182	6.3
2013-14	33	32	844	25.6	120	253	.474	-	-	-	62	100	.620	-	-	286	8.7	76	0	32	87	32	15	302	9.2
TOTAL	62	54	1422	22.9	184	398	.462	0	0	.000	116	185	.627	-	-	500	8.1	143	1	59	141	57	24	484	7.8

STUDENT-ATHLETE PROFILES



ZAIRE O'NEIL #21

Jr. • 5'11"

Forward

Newark, N.J.

Malcolm X Shabazz

AWARDS

>> Georgia Tech Holiday Tournament All-Tournament Team (2014)

BIO

2015-16 (Sophomore): Played in 24 games, making one start ... Averaged 6.6 points, 3.0 rebounds and 1.4 assists in 14.2 minutes ... Missed first nine games recovering from knee injury that sidelined her toward end of 2014-15 season ... Scored in double figures four times ... Made season debut vs. Samford (Dec. 13) ... Scored six points in eight minutes ... Chipped in 14 points on 6-of-10 shooting with five boards in 10 minutes vs. North Carolina (Jan. 14) ... Added 13 points on 5-of-9 shooting in season-high 24 minutes at Clemson (Jan. 24) ... Pulled down season-high six rebounds twice - at Virginia Tech (Feb. 4) and at Pitt (Feb. 25) ... Added 12 points in 19 minutes vs. Clemson (Feb. 14) ... Scored season-high 16 points with six rebounds in 19 minutes at Pitt (Feb. 25) ... Scored five points in each of Tech's two WNIT games vs. Mercer (March 17) and Tulane (March 21).

2014-15 (Freshman): Played in 31 games, starting 21 ... Averaged 11.3 points per game, 5.8 rebounds per game and 1.6 assists per game ... Led the team with 36 blocks, averaging 1.2 blocks per game, which was 12th in the ACC ... Her 11.3 points per game finished 29th in the league ... Averaged 3.2 offensive rebounds per game, which was eighth in the ACC ... Averaged 10.9 points per game and 6.1 rebounds per game during conference games ... Missed the two WNIT games because of a torn ACL ... Scored in double figures in 22 games ... Recorded five double-doubles ... Scored in double figures in 11 conference games ... Scored at least 20 points in three games ... Had a double figure scoring streak that spanned from at Notre Dame (1/22) to vs. Notre Dame (2/19) and included eight games ... Had 10 games with at least three assists ... Recorded her first career double-double, leading the Yellow Jackets in both points, 24, and rebounds, 13, vs. Central Arkansas (12/14) ... Scored 20 points vs. LA Tech (12/30) ... Scored 15 points, had two blocks at Boston College (1/8) and scored the game-winning layup with 1:08 left ... Recorded her second career double-double with 16 points and 11 rebounds at Virginia (1/25) ... Had a double-double vs. Virginia Tech (2/1) with 15 points and 10 rebounds ... Had five blocks vs. Syracuse (2/8) while scoring 10 points ... Notched fourth double-double (17 pts., 11 reb.) while recording a career-high six blocks vs. NC State (2/12) ... Led Tech at Miami (2/15) with 13 points and had five blocks ... Led Tech with 20 points and six rebounds vs. #4 Notre Dame

(2/19) ... At the ACC Tournament, scored 10 points vs. Clemson (3/4) and recorded a double-double vs. North Carolina (3/5) with a team-high 14 points and 10 rebounds.

Prep: Was ranked as the #12 recruit in ELITE Prospect's top 100 players for the class of 2014 and the #5 forward in the country ... Tabbed as the 10th best forward in the nation by ESPN Hoopgurlz and has been ranked as the 39th overall ... Earned five-stars and a scout's grade of 97 from the web site as well ... Checked in at #49 by the Blue Star Basketball Report ... Helped Shabazz win its second consecutive NJSIAA/ShopRite Tournament of Champions title by scoring a team-high 28 points, grabbing 11 rebounds and recording four blocked shots in 2014 ... Was ranked #1 in New Jersey in the Star-Ledger Top 20 and #4 team in the nation by the USA Today Super 25 rankings ... Had 19 points and eight rebounds in the NJSIAA/ShopRite Group 1 tournament final, helping Shabazz win its seventh straight group title ... Won the Essex County Title, SEC Conference and state title all four years of high school with Shabazz ... As a senior, named the MVP of the Mecca Tournament and was honored on the All-Tournament team of the West Coast Jamboree and the Essex County tournament ... Finished her career at Shabazz with more than 1,600 career points, 1,000 career rebounds, 250 blocks and 200 assists ... As a junior, averaged 14.6 points, 9.5 rebounds and 2.2 blocks per game as a junior for the Bulldogs and led them to a 33-1 record ... Had a large part in helping Shabazz win the NJSIAA Group Two State Title and aided the squad to a Tournament of Champions title ... Shabazz finished the 2012-13 season at No. 1 in the Top 15 power rankings and ranked as the preseason #2 team ... As a junior, named a First Team- All-MSG Varsity New Jersey selection and was honored as the Essex City Player of the Year for 2013 ... As a sophomore and a junior, was an All-State selection ... Also named All-County in 2012 and the Freshman of the Year in 2011 ... As a sophomore, she was a Second Team All-MSG Varsity New Jersey selection.

Personal: Born December 13, 1995 in Newark, N.J. ... Daughter of Toinette and the late Joseph O'Neil ... Mother, Toinette O'Neil, played basketball at Montclair State and Norfolk State (1985-86) ... Father, Joseph O'Neil, played basketball at St. Francis (1983-87) and played overseas in Barcelona ... Her brother, Calvin O'Neil, played basketball at MTSU (2006-10) and in Iceland ... Her brother Zakee Boyd played for Wright State (2005-09) and in Puerto Rico and her brother Carl "CJ" O'Neil played at the Berkley College (NJ) from 2010-14 ... Also played tennis and threw the shot put and discus on the track and field team at Shabazz for all four years ... Won the City Tennis Championship in 2012 and was a Group Two State Finalist in the Discus in 2012 ... The president of her senior class, a member of the National Honor Society and was on the Honor Roll every year ... Chose Georgia Tech because of academics, athletics, and the family atmosphere ... Lists her most memorable athletic accomplishment as winning back-to-back Tournament of Champions titles.



CAREER STATS

Year	GP	GS	Min	Avg	Total			3-Point			F-Throw			Off	Def	Rebounds		PF	FO	Ast	TO	Blk	Stl	Pts	Avg
					FG	FGA	Pct	FG	FGA	Pct	FT	FTA	Pct			Tot	Avg								
2014-15	31	21	721	23.3	141	289	.488	0	2	.000	68	116	.586	99	81	180	5.8	106	6	49	100	36	23	350	11.3
2015-16	24	1	341	14.2	61	135	.452	0	0	.000	37	66	.561	33	38	71	3.0	71	5	34	45	12	19	159	6.6
TOTAL	55	22	1062	19.3	202	424	.476	0	2	.000	105	182	.577	132	119	251	4.6	177	11	83	145	48	42	509	9.3

ACC STATS

Year	GP	GS	Min	Avg	Total			3-Point			F-Throw			Off	Def	Rebounds		PF	FO	Ast	TO	Blk	Stl	Pts	Avg
					FG	FGA	Pct	FG	FGA	Pct	FT	FTA	Pct			Tot	Avg								
2014-15	16	15	415	25.9	69	160	.431	0	0	.000	37	62	.597	53	45	98	6.1	58	2	29	53	30	12	175	10.9
2015-16	16	1	245	15.3	45	105	.429	0	0	.000	29	51	.569	27	26	53	3.3	48	3	24	30	8	13	119	7.4
TOTAL	32	16	660	20.6	114	265	.430	0	0	.000	66	113	.584	80	71	151	4.7	106	5	53	83	38	25	294	9.2

STUDENT-ATHLETE PROFILES



ANTONIA PERESSON #55

Jr. • 5'9"

Guard

Pordenone, Italy

Liceo Stefanini Yenezia


BIO

2015-16 (Sophomore): Played in 32 games, making 11 starts ... Averaged 7.2 points and 1.4 assists in 21.3 minutes ... Scored 13 points with four rebounds, three assists and three steals in 29 minutes vs. Loyola Chicago (Nov. 13) ... Had season-high six assists vs. St. Francis Brooklyn (Nov. 15) ... Chipped in 11 points in 16 minutes vs. High Point (Nov. 27) ... Added 12 points with three assists in 20 minutes vs. USC Upstate (Dec. 5) ... Scored 17 points on 5-of-10 shooting from 3-point range vs. Alabama (Dec. 18) ... Had 11 points at Syracuse (Feb. 7) ... Hit 4-of-6 3-points en route to 12 points vs. Clemson (Feb. 14) ... Scored career-high 20 points on 6-of-13 shooting from downtown with five rebounds in upset road win at Duke (Feb. 21) ... Scored 12 points vs. Wake Forest (Feb. 28) ... Had 11 points vs. Wake Forest (March 3) in ACC Tournament.

2014-15 (Freshman): Played in 32 games, starting 22 ... Averaged 3.9 points per game, 1.9 rebounds per game and 2.0 assists per game ... Shot 30.2 percent from behind the 3-point line (32-for-106) ... Her 50-foot halfcourt buzzer beater at halftime against UNC at the ACC Tournament made the top five play on Sports Center's Top 10 Plays ... Handed out at least three assists on 10 different occasions ... Dished out eight assists while scoring eight points, including two three-pointers, in her first collegiate game at Loyola (11/14) ... Scored five points, handed out five assists and had three steals vs. Grambling State (11/25) ... Scored eight points, including two 3-pointers, and had three assists vs. Central Arkansas (12/14) ... Scored eight points, including two 3-pointers, and handed out six assists at North Carolina (1/11) ... Scored a career-high 17 points and made five 3-pointers vs. Virginia Tech (2/1) ... Scored six points and grabbed four rebounds at Clemson (2/22) ... Scored six points and had three assists in the upset of No. 16 Duke (2/26) ... Scored eight points and two assists at Wake Forest (2/28) ... Scored nine points off of three 3-pointers and dished out five assists vs. Clemson (3/4) at the ACC Tournament.

Prep: Checked in as the #15 point guard in the Collegiate Girls Basketball Report and the #81 overall recruit ... Won a bronze medal during the 2014 U20 European Championship with Italy ... Averaged 3.0 points per game and 0.5 rebounds per game for Italy in eight games helping the team to a 6-3 record and a bronze medal ... During the 2013 U18 European Championship, averaged 7.4 points per game and 3.6 rebounds per game for Italy ... Averaged 1.3 steals per game and shot 37.5 percent from the field ... Against Spain, scored a tournament-high 12 points ... Won the Italian U19 Championships in 2013 with Reyer Venezia and took second place in the championships in 2011, 2012 and 2014 ... A member of Team Italy during the FIBA U17 World Championship in 2012 ... Averaged 6.2 points per game, 2.4 rebounds per game and 1.4 assists per game during the championships ... Against Canada in the championships, scored 18 points, including two 3-pointers, while recording three rebounds ... Against Mali, scored 12 points, had seven assists and three rebounds ... Named All-Italy Best Quintett in 2009, 2010 and 2012 ... Finished in sixth place in the world championships in China in both 2010-11 ... In 2009, won the Italian championships with Liceo Leopardi Majorana and took second place in the U15 Italian Championships with Sistema Rosa Pordenone.

Personal: Born September 8, 1995 in Pordenone, Italy ... Parents are Giovanni Batista Peresson and Caterina Piccinato ... Has an older brother, Nicolo ... Is right handed ... Chose Georgia Tech because of its prestigious academics, to have an opportunity to get an international degree and to improve her basketball skills in one of the most competitive conferences in the world ... Lists her most memorable athletic accomplishment as winning the U19 Italian championships in 2013 with Reyer Venezia Team ... Has diplomas in the piano and cello from the Academy of Music ... Was a regional tennis champion from 2007-09.



CAREER STATS

Year	GP	GS	Min	Avg	Total			3-Point			FT	F-Throw		Off	Def	Rebounds		PF	FO	Ast	TO	Blk	Stl	Pts	Avg
					FG	FGA	Pct	FG	FGA	Pct		FTA	Pct			Tot	Avg								
2014-15	32	22	734	22.9	37	127	.291	32	106	.302	19	24	.792	5	57	62	1.9	49	0	63	48	0	28	125	3.9
2015-16	32	11	680	21.3	76	211	.360	64	185	.346	13	16	.813	17	38	55	1.7	43	0	44	30	0	22	229	7.2
TOTAL	64	33	1414	22.1	113	338	.334	96	291	.330	32	40	.800	22	95	117	1.8	92	0	107	78	0	50	354	5.5

ACC STATS

Year	GP	GS	Min	Avg	Total			3-Point			FT	F-Throw		Off	Def	Rebounds		PF	FO	Ast	TO	Blk	Stl	Pts	Avg
					FG	FGA	Pct	FG	FGA	Pct		FTA	Pct			Tot	Avg								
2014-15	16	10	316	19.8	18	64	.281	15	55	.273	12	13	.923	0	23	23	1.4	21	0	24	22	0	8	63	3.9
2015-16	16	7	347	21.7	39	98	.398	31	84	.369	7	9	.778	7	19	26	1.6	28	0	16	20	0	9	116	7.3
TOTAL	32	17	663	20.7	57	162	.352	46	139	.331	19	22	.864	7	42	49	1.5	49	0	40	42	0	17	179	5.6

STUDENT-ATHLETE PROFILES



IMANI TILFORD #0

Jr. • 5'5"
Point Guard
Greenburgh, N.Y.
Woodlands High School

BIO

2015-16 (Sophomore): Played in all 33 games, making 20 starts ... Averaged 4.7 points, 2.5 rebounds and 1.8 assists in 23.3 minutes per game ... One of four Jackets with 60 or more assists ... Led team with 61 steals ... Scored in double figures four times ... Scored 10 points on 4-of-6 shooting with a career-high five steals in 29 minutes vs. Alabama State (Nov. 24) ... Tied career high with five steals in 24 minutes vs. High Points (Nov. 27) ... Grabbed six rebounds in 32 minutes vs. Samford (Dec. 13) ... Added nine points and four assists in 33 minutes vs. Louisville (Jan. 3) ... Ended season with 12 straight starts ... Played 36 minutes vs. Boston College (Jan. 31) and 34 minutes at Virginia Tech (Feb. 4) ... Scored 10 points with season-high five assists in 32 minutes at Pitt (Feb. 25) ... Chipped in 11 points vs. Wake Forest (Feb. 28) ... Played all 40 minutes in win over Wake Forest (March 3) in ACC Tournament ... Pulled down career-high nine boards and scored career-high 12 points vs. Mercer in first round of WNIT (March 17).

2014-15 (Freshman): Played in 28 games, starting 12 ... Averaged 1.7 points per game, 1.5 assists per game, 2.2 rebounds per game and 1.5 steals per game ... Dished out 43 assists which is tied for fifth best on the Yellow Jackets ... Grabbed 42 steals which was third on the Yellow Jackets ... Started for the first time in her career vs. LA Tech (12/30) ... Played 31 min. vs. LA Tech, scoring six points, grabbing five rebounds and recording a team-best five steals ... Dished out season-best six assists vs. Lipscomb ... Had five steals in three games, vs. LA Tech, Boston College (1/8) and Clemson (2/22) ... Scored a season-best seven points vs. Florida State (1/30) ... Led the team in rebounding with a career-high eight rebounds at Miami (2/15) ... Had a team-high four assists and three steals vs. #4 Notre Dame (2/19) ... Grabbed five

rebounds and dished out three assists at Wake Forest ... Had seven rebounds and three points vs. Clemson in the ACC Tournament ... Played a season-high 36 minutes at Ole Miss in the second round of the WNIT.

Prep: Ranked at number 67 in ELITE Prospect's top 100 players for the class of 2014 and 17th at the point position by Prospects Nation ... Ranked as the 24th highest point guard recruit in the class of 2014 by ESPN Hoopgurlz, also earning a scouts grade of 90 and three stars ... Won two national tournaments in the summer of 2013 with her AAU team, the New Jersey Sparks - Atlanta SummerJam and the Adidas Nationals ... Ranked as the #125 recruit by Blue Stars Basketball ... Graduated as the all-time leading scorer of her high school (both girls and boys) breaking the record of 1,789 points ... Also broke the Woodlands High School single game scoring record, after scoring 45 points against Irvington ... Named the league MVP and the Journal News' Player of the Year in 2014 ... Was honored with the Con-Edison Award in 2014 ... Recorded the school's first ever triple double against Eastchester, scoring 14 points, grabbing 10 rebounds and dishing out 11 assists ... Named the New Year's Resolution MVP, the Rose Classic Super Jam MVP, the Tina Thompson Showcase MVP and the Dapper McDonald Classic MVP during the 2013-14 season ... During the 2012-13 season, averaged 25.3 points, 3.8 assists and 5.0 rebounds per game for the Falcons of Woodlands High School ... As a junior, named to the Class B All-State Girls Basketball Fifth Team by the New York State Sportswriters Association ... As a sophomore, led her high school team to the sectional semifinals at the Westchester County Center.

Personal: Born May 6, 1996 in Vahalla, N.Y. ... Daughter of Ragland and Jacqueline Tilford ... Chose Georgia Tech because of the academics and her future in basketball ... Lists her most memorable athletic accomplishment as becoming the leading scorer for her high school and winning a gold ball.



CAREER STATS

					Total			3-Point			F-Throw			Rebounds											
Year	GP	GS	Min	Avg	FG	FGA	Pct	FG	FGA	Pct	FT	FTA	Pct	Off	Def	Tot	Avg	PF	FO	Ast	TO	Blk	Stl	Pts	Avg
2014-15	28	12	501	17.9	14	51	.275	0	1	.000	19	29	.655	21	40	61	2.2	56	5	43	44	2	42	47	1.7
2015-16	33	20	769	23.3	55	131	.420	0	3	.000	46	73	.630	29	52	81	2.5	98	2	60	53	4	61	156	4.7
TOTAL	61	32	1270	20.8	69	182	.379	0	4	.000	65	102	.637	50	92	142	2.3	154	7	103	97	6	103	203	3.3

ACC STATS

					Total			3-Point			F-Throw			Rebounds											
Year	GP	GS	Min	Avg	FG	FGA	Pct	FG	FGA	Pct	FT	FTA	Pct	Off	Def	Tot	Avg	PF	FO	Ast	TO	Blk	Stl	Pts	Avg
2014-15	16	7	302	18.9	7	29	.241	0	1	.000	11	16	.688	13	22	35	2.2	42	4	22	29	2	29	25	1.6
2015-16	16	10	349	21.8	24	57	.421	0	0	.000	22	33	.667	11	18	29	1.8	49	1	23	26	3	24	70	4.4
TOTAL	32	17	651	20.3	31	86	.360	0	1	.000	33	49	.673	24	40	64	2.0	91	5	45	55	5	53	95	3.0

STUDENT-ATHLETE PROFILES



MARTINE FORTUNE #44

So. • 6'3"

Forward

Philadelphia, Pa.

The Shipley School

BIO

2015-16 (Freshman): Appeared in 13 games, making two starts ... Averaged 1.8 points and 2.4 rebounds in 7.2 minutes ... Made Tech debut against Loyola Chicago (Nov. 13), scoring two points with one rebound in three minutes ... Played 18 minutes against Southeastern Louisiana (Nov. 18) ... Scored season-best 10 points with season-best 10 rebounds vs. Lions ... Made first career start vs. Alabama State (Nov. 24), scoring four points with four rebounds in season-best 19 minutes ... Also started against High Point (Nov. 27) ... Played in four ACC games.

Prep: Ranked as one of the top-60 recruits in the 2015 recruiting class by the All Star Girls Report, #56, and BlueStar Basketball, #59 ... JumpOffPlus tabbed her as the #66 player in the country ... Prospects Nation ranked her as the #12 post player and the #68 player overall in the class of 2015 with a four star rating ... ESPNW marked her as the #17 post player and gave her three stars ... The Collegiate Girls Basketball Report tabbed her as the number #239 player in the class of 2015 and the 36th post player ... Started at center and played in all 27 games in 2013-14 at the Shipley School ... As a junior, averaged 8.6 points per game, 8.4 rebounds per game and 2.3 blocks per game ... Led her team in rebounding and in blocks while recording a 55 percent shooting percentage ... Recorded six double-doubles as a junior and had 11 games where she pulled down at least 10 rebounds ... Named to the all-league first team and honored on the All-Mainline second team ... The Shipley School was ranked as the number 11 girls' basketball program in Pennsylvania by Max Preps ...

Aided the Shipley School in going 22-5 overall and recording an undefeated record, 8-0, in conference play ... Named to the All-Mainline team ... As a freshman, aided the Shipley School in winning the 2011-12 Independent State Basketball Tournament ... Named to the Friends School All-League First Team, Second Team and Honorable Mention throughout her high school career ... Had a part in the Shipley School winning the Friends League championship three-straight seasons and back-to-back Pennsylvania Independent School State Championships ... Played for both Kevin Costello and Alex Lennon at the Shipley School ... Played club ball for the NYC Gauchos from 2010-12 ... During the 2013 season, played for the ISAA, an AAU travel team based in Philadelphia and coached by Yolanda Laney and played AAU for Exodus NYC for coach Thomas Davis ... Helped the Philly Belles take third place in Nike Nationals and was named the defensive player of the game in the All-City Classic in 2013 ... Was also appointed the MVP of the Make-A-Wish game against Archbishop Carroll.

Personal: Born on Nov. 26, 1996 and is the daughter of Thierry and Karen Fortune ... Chose Georgia Tech because of the academic reputation, to play in the ACC and the caliber of players on the team ... Intends to major in history, technology and society at Georgia Tech.



CAREER STATS

Year	GP	GS	Min	Avg	Total			3-Point			FT	F-Throw		Off	Def	Rebounds		PF	FO	Ast	TO	Blk	Stl	Pts	Avg
					FG	FGA	Pct	FG	FGA	Pct		FTA	Pct			Tot	Avg								
2015-16	13	2	93	7.2	12	18	.667	0	0	.000	0	0	.000	13	18	31	2.4	24	1	3	10	5	1	24	1.8

STUDENT-ATHLETE PROFILES



CHELSEA GUIMARAES #15

So. • 6'3"

Forward

Almada, Portugal

Professor Jose Augusto Lucas


BIO

2015-16 (Freshman): Played in 30 games, making eight starts ... Averaged 2.2 points and 2.8 rebounds in 10.5 minutes per game ... Made college debut vs. Loyola Chicago (Nov. 13) with two points and five rebounds in 12 minutes ... Scored career-high 11 points on 5-of-6 shooting with career-high seven rebounds vs. Southeastern Louisiana (Nov. 18) ... Had two blocks twice - vs. Southeastern Louisiana and Alabama (Dec. 18) ... Pulled down seven boards vs. Prairie View A&M (Dec. 15) ... Made career-first start at Florida State (Jan. 10) ... Scored eight points with seven rebounds in 19 minutes vs. Virginia (Jan. 17) ... Added seven rebounds in career-high 26 minutes at Virginia Tech (Feb. 4).

Prep: Represented Portugal in both the 2013 and 2014 U18 European Championships ... Checks in as the #12 international ranked player by ProspectsNation.com in the class of 2015 ... ProspectsNation.com gives her a four star rating among

forwards ... Played for Portugal, helping her team to a ninth place in the U18 European Championship in Matosinhos, Portugal ... During the tournament, averaged 6.4 points per game and 4.8 rebounds per game ... Shot an impressive 91.7 percent from the foul line (22-for-24) during the tournament ... Traveled to Sofia, Bulgaria to play for the U20 Portugal team in the Division B European Championship ... During nine appearances, Guimarães averaged 6.8 points per game, 6.9 rebounds per game and 1.0 assists per game as the Portugal took third in the tournament ... Also played in the 2013 U18 European Championship with her home country ... In 2013, Guimarães competed with the U16 national team in the Division B European Championship where her team finished as runners up in Matosinhos, Portugal ... Guimarães also competed for Portugal in 2012 in both the Division B U18 European Championship and the Division B U16 European Championship ... Attended Escola Secundária Professor José Augusto Lucas (Linda-a-Velha) and played basketball for three seasons for Alges e Dafundo ... During the 2012-13, Alges won the Regional U16 Title and both the U16 and U19 National Titles ... In 2013-14, Alges was the Regional U19 champion and the U19 National Champions ... Agles captured the 2014-15 U19 Regional Title ... Was named the MVP center during both the 2012-13 U16 Regional and National games and during the 2013-14 U19 Regional National games.

Personal: Was born on April 11, 1997 and is the daughter of Emanuel Guimarães and Carla Carvalho ... Full name is Chelsea Mauke de Carvalho Tibeiro Guimarães ... Chose to attend Georgia Tech because of the academics, Georgia Tech's ranking in the United States and of course, the basketball team ... Intends on majoring in architecture ... In her free time, enjoys going to the movies, drawing, reading or listening to music.



CAREER STATS

Year	GP	GS	Min	Avg	Total			3-Point			FT	F-Throw		Off	Def	Rebounds		PF	FO	Ast	TO	Blk	Stl	Pts	Avg
					FG	FGA	Pct	FG	FGA	Pct		FTA	Pct			Tot	Avg								
2015-16	30	8	314	10.5	29	66	.439	0	0	.000	8	12	.667	36	49	85	2.8	35	1	12	34	12	5	66	2.2



KAYLAN PUGH #1

So. • 5'9"

Guard

Memphis, Tenn.

St. Mary's Episcopal School

BIO

2015-16 (Freshman): Transferred to Georgia Tech from Ohio State in December 2015 and sat out 2016 spring semester and will sit out 2016 fall semester, per NCAA transfer rules ... Saw action in six games at Ohio State ... Averaged 5.5 points per game, 2.8 rebounds per game and 1.2 steals per game for Buckeyes.

Prep: Played for Emily Owens at St. Mary's Episcopal School ... Was ESPN Top-100

and four-star recruit and ranked 26th prospect in country by Prospect Nation ... As senior, averaged 29.2 points, 6.0 rebounds and 3.0 assists per game and was named TSSAA Division II Miss Basketball ... Was finalist for TSSAA Division II Miss Basketball in each of first three seasons ... Was leading scorer in state of Tennessee as sophomore, junior and senior ... Voted St. Mary's team captain and team MVP ... Finished high school career with more than 2,700 points ... During summer of 2014, led club team, Tennessee Flight, to semifinals appearance at Nike Nationals ... Led tournament in rebounds at 11.1 per game and averaged 14.7 points per game ... Grabbed tournament-high 22 rebounds in one game ... Played in East vs. West All-Star game in Tennessee and was named MCP of Little Rock vs. Memphis All-Star game after scoring 29 points.

Personal: From Memphis, Tenn. ... Chose to transfer to Georgia Tech because of great academics, culture and to be closer to family ... Started playing basketball at school where her dad used to work and when he would be working, she would be shooting in gym ... Lists family as greatest influence ... Lists most memorable accomplishments as graduating high school and playing in 7th grade AAU Nationals.



STUDENT-ATHLETE PROFILES



ZUTORYA COOK #2

Fr. • 5'7"
Guard
Marietta, Ga.
Osborne

Personal: Born October 18, 1997...Parents are Kenneth and Natalia...Father served seven years in the U.S. Marines and is a Gulf War Veteran and played for Marine Corps basketball team from 1985-1992...Chose Georgia Tech to enhance her post college career, play basketball and obtain a good education...Plans to major in IT Business to become an IT manager.

BIO

Prep: Ranked 11th best point guard by Prospects Nation and 62nd overall player... Named MVP all four years at Osborne High School...Three-time captain...As a junior, tabbed AJC's 2015 AAAAA All-State Second Team...Garnered 2014 AAAAA AJC All-State First Team honors...Also named Class AAAAA All-State Second Team by Georgia Sports Writers Association...2014 Region Player of the Year...AJC AAAAA All-State Second Team honoree in 2013...Named All-Region and All-County for Cobb County... Averaged 15.5 points, 4.8 rebounds, 4.9 assists and 5.1 steals per game...Helped Osborne to a Region AAAAA title as a junior...Played for national championship Pistols Team Elite in AAU...Ran cross country for three seasons.



ANNE FRANCOISE DIOUF #4

Fr. • 6'4"
Forward
Dakar, Senegal
IMG Academy

Personal: Born April 22, 1997...Parents are Paul and Marie Helene Diouf...Has five older brothers...Began playing basketball at age 12 and discovered her passion at age 15 when playing with her brothers...Intends to major in business finance.

BIO

Prep: Ranked as 15th post player by ESPN.com...Attended IMG Academy in Florida after attending Liberty Christian Prep for 2014-15 season...Tabbed SIAA First Team All-State and MVP while at Liberty Christian Prep...Named McDonald's All American in 2015...Played with Essence Girls Basketball, a Nike Youth Elite Program.



STUDENT-ATHLETE PROFILES

**FRANCESCA PAN #33****Fr. • 6'1"****Guard****Bassno del Grappa, Italy
Istituto G. Parini Mestre**

Personal: Born May 27, 1997...Chose Georgia Tech to play basketball, earn a degree and try a new experience...Lists most memorable athletic accomplishment as winning the silver medal at the U20 European Championship...Intends to major in business.

BIO

Prep: Ranked No. 3 international recruit by Prospects Nation...Played for Italian National Team, helping claim the U15 Italian Championship and U17 Italian Championship...In 2015, led Italy to a sixth-place finish at the U18 European Championships...Competed in 2016 European Championship with U20 National Team...Played with Team Bassano Reyer-Venezia in the Italian Series A League.

**CHANIN SCOTT #24****Fr. • 6'0"****Guard****Charlotte, N.C.
Myers Park**

district title...Recorded individual conference wins in 200m, 400m, and high jump her freshman season...Currently holds the high jump record at 5'2"...Member of the Dream Team, Dean's List, President's Award and Honor Roll.

Personal: Born October 17, 1998...Parents are Patrick Scott and Tanya Filmore-Scott...Her father, Patrick, played football and basketball at SCSU and had a professional career in the NFL playing with the Carolina Panthers and Pittsburgh Steelers...Mother, Tanya, ran track and cross country at South Carolina State University...Says winning the State Championship her junior year of high school is her most memorable athletic accomplishment...Lists being recognized for her academic achievements at her Senior Awards Banquet as her most memorable non-athletic accomplishment...Plans to major in biomedical engineering.

BIO

Prep: Helped Myers Park High School to several conference, district and state championships in basketball, volleyball and track...Tabbed SW4A Conference Player of the Year in 2015-16...Also picked up first-team All-District and first-team All-State honors after helping record second consecutive conference championship and district title...Finalist for 2016 North Carolina Gatorade Player of the Year...Helped lead volleyball to three conference championships (2012-13, 2014-16) and two district and state championships...Earned SW4A Conference Player of the Year in volleyball as a senior...Picked up All-State honors in track in 2013 after leading team to a



HEAD COACH MACHELLE JOSEPH



MACHELLE JOSEPH

HEAD COACH

PURDUE, 1992

14TH SEASON AT GEORGIA TECH

MaChelle Joseph has taken the Georgia Tech women's basketball program to new heights after compiling a 252-162 overall record. Joseph is the winningest coach in Georgia Tech women's basketball history and has the highest overall and ACC winning percentage of any Tech coach in program history. She completed her 13th season at the helm of the Yellow Jackets in 2015-16.

When she was named head coach on May 19, 2003, Joseph said that it was her goal to make the Yellow Jackets a national power in women's basketball.

Joseph's 13th season on The Flats resulted in Tech's eighth 20-win season under her leadership and the Yellow Jackets' ninth postseason trip in 10 years. Led by All-American guard Aaliyah Whiteside, the Jackets finished 20-13 and advanced to the second round of the WNIT.

The 2014-15 season saw the Yellow Jackets make their eighth trip to the postseason in the past nine years after receiving a bid to the WNIT. Georgia Tech finished the season at 19-15 with a 7-9 record in the ACC which tied them for ninth in the final conference standings.

Following a victory against Clemson on January 4, 2015, Joseph hit another career milestone, capturing her 224th career win and becoming the all-time winningest coach in Georgia Tech history. The Jackets also hit another huge milestone during the season, breaking a 37-game losing streak to Duke by upsetting the No. 16 Blue Devils, 71-62, on February 26, 2015.

Sophomore Kaela Davis was named All-ACC First Team and the Georgia College Player of the Year during the 2015 season. She became the fastest player in Georgia Tech history to score 1,000 career points and broke the single-season scoring record with 652 points. Davis was also named to the 2015 Preseason All-ACC team.

On April 25, 2015, Joseph was inducted into her home state of Indiana's Basketball Hall of Fame.

During the 2013-14 season, the Yellow Jackets completed their seventh 20-win season in the past eight years under Coach Joseph. The Jackets also received their seventh at-large bid to the NCAA Tournament under Coach Joseph. Tech finished the season at 20-12 and seventh in the ACC with a 9-7 conference record.

Prior to the 2013-14 season, Joseph signed high school All-American and the number one recruit in the country, Kaela Davis. Davis, along with senior Tyaunna Marshall, helped the Jackets average 79.7 points per game in 2013-14 - the highest scoring average for a team under Coach Joseph. Marshall became the all-time leading scorer in school history and the first Jacket to score 2,000 points. She finished her career with 2,109 points and was named to the All-ACC First Team, ACC All-Defensive Team and the Georgia College Women's Player of the Year by the Atlanta Tipoff Club for the second consecutive year.

Davis was honored on the All-ACC Second Team and ACC All-Freshman Team. Davis was the fourth-straight All-ACC Freshman Team honoree and sixth overall under Coach Joseph.

The 2012-13 season had some growing pains as Tech finished 14-16, but a number of the young Jackets earned valuable experience that will significantly help in the coming seasons.

Tyaunna Marshall was the brightest star on the Yellow Jackets all season as the junior earned All-ACC First Team, ACC All-Defensive Team, Associated Press honorable mention All-America and WBCA honorable mention All-America honors. Sophomore Sydney Wallace continued to show flashes of scoring brilliance, while freshmen Roddreka Rogers and Aaliyah Whiteside stepped into the starting lineup and were significant contributors in their first year on the Flats.

The 2011-12 season was just the latest step in taking the Jackets to new heights as Tech won a school-record 26 games, played in just the second ACC Championship Game in school history and advanced to the program's first NCAA Sweet 16.

The 2011-12 season marked Tech's sixth consecutive season and ninth overall with at least 20 wins. The 2012 season culminated in the Jackets' sixth straight NCAA Tournament berth, the eighth in program history.

THE JOSEPH FILE

PERSONAL

Education Purdue, 1992 (B.A., Movement and Sports Science)

COLLEGE COACHING EXPERIENCE

1992-93 Assistant Coach, Illinois
1993-96 Assistant Coach, Purdue
1996-01 Assistant Coach, Auburn
2001-03 Assistant Coach, Georgia Tech
2003- pres Head Coach, Georgia Tech

COLLEGE COACHING RECORD

SEASON	SCHOOL	RECORD	ACC FINISH	POSTSEASON
1992-93	Illinois	12-15	--	--
1993-94	Purdue	29-5	--	Final Four
1994-95	Purdue	24-8	--	NCAA Elite Eight
1995-96	Purdue	20-11	--	NCAA 1st Rd.
1996-97	Auburn	22-10	--	NCAA 2nd Rd.
1997-98	Auburn	16-11	--	--
1998-99	Auburn	20-9	--	NCAA 2nd Rd.
1999-00	Auburn	22-8	--	NCAA 2nd Rd.
2000-01	Auburn	17-12	--	--
2001-02	Georgia Tech	15-14	7-9/t-5th	WNIT 1st Rd.
2002-03	Georgia Tech	20-11	8-8/t-4th	NCAA 1st Rd.
2003-04	Georgia Tech	14-15	5-11/8th	--
2004-05	Georgia Tech	13-14	4-10/8th	--
2005-06	Georgia Tech	14-15	2-12/11th	--
2006-07	Georgia Tech	21-12	9-5/6th	NCAA 2nd Rd.
2007-08	Georgia Tech	22-10	7-7/5th	NCAA 1st Rd.
2008-09	Georgia Tech	22-10	8-6/5th	NCAA 2nd Rd.
2009-10	Georgia Tech	23-10	8-6/4th	NCAA 1st Rd.
2010-11	Georgia Tech	24-11	9-5/t-4th	NCAA 2nd Rd.
2011-12	Georgia Tech	26-9	12-4/t-3rd	NCAA Sweet 16
2012-13	Georgia Tech	14-16	7-11/t-7th	--
2013-14	Georgia Tech	20-12	9-7/t-7th	NCAA 1st Rd.
2014-15	Georgia Tech	19-15	7-9/t-9th	WNIT 2nd Rd.
2015-16	Georgia Tech	20-13	8-8/t-7th	WNIT 2nd Rd.

Bold = Head Coach

HEAD COACH (13 SEASONS) 252-162 (.609)
ASSISTANT COACH (11 SEASONS) 217-114 (.656)
24 OVERALL SEASONS 469-276 (.630)

Illinois (1 season) 12-15 (.444)
Purdue (3 seasons) 73-24 (.753)
Auburn (5 seasons) 97-50 (.660)
Georgia Tech (15 seasons) 287-187 (.605)

The 2012 senior class not only finished their careers with the most wins of any class, 95, and with the most ACC wins of any class, 37, but all five graduated in four years from Georgia Tech.

Sasha Goodlett became the second WNBA First Round draft pick and seventh overall draftee Joseph has coached when she was selected by the Indiana Fever with the 11th overall pick of the 2012 WNBA Draft.

The 2010-11 season saw the Yellow Jackets top a number of school records. Georgia Tech won a program-best 24 games and Joseph led her squad to a school-record 13-game winning streak, including a 71-70 win over No. 8 North Carolina in Atlanta in which the Jackets rallied from down seven with 1:06 to play. Tech again returned to the NCAA Tournament, earning a No. 5 seed, the school's highest ever. The Jackets defeated Bowling Green in the first round, only the third NCAA Tournament win ever, before falling to Ohio State in a second round game played in Columbus.

Alex Montgomery earned Second Team All-ACC and ACC All-Defensive accolades, while Tyaunna Marshall was named Third Team All-ACC, ACC All-Freshman Team and Third Team Freshman All-America by the Full Court Press.

Joseph earned her 150th career victory on Feb. 24, 2011 with a 64-57 win at No. 13 North Carolina, marking the first time Georgia Tech swept the Tar Heels since the 1990-91 season, and becoming the fastest coach in school history to win 150 games.

Following the season, Montgomery was selected No. 10 overall by the New York Liberty

HEAD COACH MACHELLE JOSEPH

INDIVIDUAL ACCOLADES UNDER JOSEPH

WNBA DRAFT PICKS (6)

Year	Player	Rd (overall)	Team
2006	Kasha Terry	2nd (26)	Indiana
2008	Chioma Nnamaka	2nd (21)	San Antonio
2010	Brigitte Ardossi	2nd (21)	Atlanta
2011	Alex Montgomery	1st (10)	New York
2012	Sasha Goodlett	1st (11)	Indiana
2014	Tyaunna Marshall	2nd (11)	New York

ACC ACADEMIC SELECTIONS (8)

Year	Player
2005	Jessica Williams
2008	Alex Montgomery
2010	Deja Foster
2013	Danielle Hamilton-Carter
2014	Shayla Bivins
2015	Roddreka Rogers
2016	Roddreka Rogers, Antonia Peresson

ALL-ACC SELECTIONS (19)

Year	Player	Team
2004	Fallon Stokes	2nd Team
2004	Alex Stewart	Honorable Mention
2005	Stephanie Higgs	Honorable Mention
2007	Stephanie Higgs	3rd Team
2007	Janie Mitchell	Honorable Mention
2008	Janie Mitchell	3rd Team
2008	Chioma Nnamaka	Honorable Mention
2009	Alex Montgomery	3rd Team
2010	Brigitte Ardossi	2nd Team
2010	Alex Montgomery	3rd Team
2011	Alex Montgomery	2nd Team
2011	Tyaunna Marshall	3rd Team
2012	Sasha Goodlett	2nd Team
2012	Tyaunna Marshall	2nd Team
2013	Tyaunna Marshall	1st Team
2014	Tyaunna Marshall	1st Team
2014	Kaela Davis	2nd Team
2015	Kaela Davis	1st Team
2016	Aaliyah Whiteside	1st Team

in the 2011 WNBA Draft, the first ACC player drafted in 2011 and became Tech's highest drafted player and first first round draft pick. Montgomery is the fifth Yellow Jacket to be selected in the WNBA draft. During her eight seasons on the Flats, Joseph has coached 18 All-ACC honorees, three ACC All-Freshman team members, five ACC All-Defensive team selections, three ACC All-Academic team members and the 2010 ACC Sixth Player of the Year.

Joseph helped her 2009-10 team to a record-setting season in her seventh on the Flats. She led her squad to a 23-10 mark, tying the most wins in program history and most since joining the ACC prior to the 1979-80 season. Her team reached its fourth straight NCAA Tournament. The year was marked by the development of Brigitte Ardossi, who registered one of the best senior seasons in program history. She earned All-ACC second team honors and become just the fifth Yellow Jacket to be drafted when the Atlanta Dream selected her in the second round. Montgomery earned her second straight All-ACC third team nod and was selected the ACC Sixth Player of the Year.

In her sixth season, Joseph once again led her team to a 22-10 record and led it to the program's third straight NCAA Tournament appearance despite listing 10 freshmen and sophomores on the roster. Tech found itself in the national rankings for five consecutive weeks during the season. The team registered wins over three ranked opponents during the regular season, including a 66-62 win over No. 2/3 North Carolina, the highest ranked opponent ever defeated by a Yellow Jacket team. The Jackets also earned the program's second NCAA Tournament victory when they defeated Iowa in the first round of the tournament, 76-62.

The 2007-08 campaign was another successful season with Joseph at the helm. The Jackets finished with a 22-10 record, registering the most wins in program history since joining the ACC before the 1979-80 season. Tech also made its second straight NCAA

Tournament appearance, another first for the Yellow Jacket program. The Jackets' play earned them a national ranking of No. 23 in both the AP and ESPN/Coaches Polls during the week of Jan. 21, 2008, the team's first national ranking in 14 years. Two Jackets earned All-ACC honors and senior Chioma Nnamaka became the highest-ever Yellow Jacket taken in the WNBA draft, when she was selected 21st overall.

In her fourth year at Tech, Joseph again took the program to new heights. She coached the Jackets to a 21-12 finish, the best in school history, and the program's first NCAA Tournament win, a 55-54 thriller over DePaul. The Jackets also earned their first-ever winning record in ACC play, including wins over defending national

champions and fourth-ranked Maryland and Sweet 16 participant NC State. Tech's 9-5 ACC record was seven wins better than the previous season and was the second-best turnaround in conference history.

Once again, Joseph proved to be one of the best recruiting coaches in the nation when she brought in the eighth-ranked recruiting class, featuring forwards Alex Montgomery and Iasia Hemingway, guards Deja Foster, Shaday Woolcock and Simone Trice. Montgomery became the then-highest-ranked recruit to ever sign a letter of intent when the 15th-ranked player chose Tech during the early signing period.

Joseph's third season at the helm of the program proved to be one of her most successful, both on and off the court. While the Jackets again finished just one game shy of postseason qualification, Georgia Tech earned its first ACC Tournament victory under Joseph and came within five points of recording a quarterfinal victory in the conference tournament against the eventual national champion Maryland. Joseph had two players earn their degrees the following May, and another to be selected in the WNBA draft.

In 2005, Joseph guided a young Yellow Jacket team to a 13-14 record, with the top victory of the season coming against Georgia Tech's arch rival, Georgia, by a score of 55-49 at Alexander Memorial Coliseum. It marked the first time since the 1998-99 season that the Yellow Jackets had defeated a team ranked in the top-10, and the highest ranked team Tech had recorded a victory against since the 1991-92 season, as the Bulldogs were ranked sixth in the nation entering the contest.

Joseph's first recruiting class as the head coach at the Institute, the 2004-05 freshman class, was ranked the No. 5 recruiting class in the nation by the All Star Girls Report in USA Today in November, 2003. Included in that group were high school All-Americans Jill Ingram, Daphne Mitchell and Janie Mitchell, with Giuliett Ancora, Shantrell Moss and Chioma Nnamaka rounding out her first recruiting class.

Joseph acquired a program that she helped take to the NCAA Tournament for the first time in a decade and just the second time in school history when she was named the Yellow Jackets' head coach prior to the 2003-04 season. During her first season, Joseph tied the records for most overall and conference victories by a first-year head coach, tying her predecessor, Agnus Berenato, who left the Flats to become head coach at Pittsburgh after 15 seasons in the same post at Georgia Tech.

Joseph's skill as a recruiter translated into immediate results at Georgia Tech, where she assembled the then highest-rated freshman class in school history. Tech's 2002 recruiting class, which included McDonald's and WBCA prep All-American Kasha Terry, as well as Ashley Guerrant, Megan Harpring, April Johnson, Jessica Williams and Mallorie Winn, was

JOSEPH IN THE POST SEASON

2007: #7 Seed | NCAA 2nd Round

M17	vs. #10 DePaul	W, 55-54
M19	vs. #2 Purdue	L, 63-76

2008: #10 Seed | NCAA 1st Round

M22	vs. #7 Iowa State	L, 55-58
-----	-------------------	----------

2009: #9 Seed | NCAA 2nd Round

M22	at #8 Iowa	W, 76-62
M24	vs. #1 Oklahoma	L, 50-69

2010: #6 Seed | NCAA 1st Round

M21	vs. #11 Arkansas-Little Rock	L, 53-63
-----	------------------------------	----------

2011: #5 Seed | NCAA 2nd Round

M19	vs. #12 Bowling Green	W, 69-58
M21	at #4 Ohio State	L, 60-67

2012: #4 Seed | NCAA Sweet 16

M18	vs. #13 Sacred Heart	W, 76-50
M20	vs. #5 Georgetown	W, 76-64
M24	vs. #1 Baylor	L, 68-83

2014: #10 Seed | NCAA 1st Round

M23	vs. #7 LSU	L, 78-98
-----	------------	----------

2015: At-Large Bid | WNIT 2nd Round

M19	vs. Elon	W, 69-47
M22	at Ole Miss	L, 48-63

HEAD COACH MACHELLE JOSEPH

rated among the top-15 in the nation by a number of recruiting services and media outlets, including No. 11 by the All-Star Girls Report as the second-highest in the Atlantic Coast Conference.

Following two years as an assistant coach under Berenato, during which the Yellow Jackets averaged 18 wins a season, Joseph was named the fifth head coach in the history of the Georgia Tech program by former Institute President Dr. G. Wayne Clough and then-Director of Athletics Dave Braine.

"I felt like I won the lottery when I took this job," said Joseph. "This is one of the best jobs in the country and there is no reason why we can't challenge for an ACC and national championship in the years to come. We have all of the resources, the support of our administration and everything that it takes to be a top-10 program, and that is my goal for Georgia Tech."

Braine said that rewarding Joseph with her first head coaching position was a logical choice.

"MaChelle has proven herself to be an outstanding coach and recruiter in her 11 years as an assistant coach, and in particular in her two years at Georgia Tech," Braine said at the time of her promotion.

Tech's former athletic director, Dan Radakovich, showed support in Joseph's vision and awarded her with a contract extension that will keep her at Georgia Tech through the 2014-15 season.

"MaChelle has certainly ratcheted up the program in a number of ways," Radakovich said. "She and her staff have worked extremely hard in recruiting, coaching and in gaining awareness in the city of Atlanta. This is definitely a program on the rise."

Prior to her hiring as an assistant before the 2001-02 season, the Yellow Jackets hadn't won 20 games in the same season since the 1992 WNIT Championship season, and hadn't finished at .500 or above in conference play since 1993.

In her two years as Tech's top assistant coach, Joseph applied her skills as an instructor and recruiter along with her all-star playing credentials to help the program enjoy two of the best seasons in its history.

Joseph arrived on the Flats after serving as an assistant coach and the recruiting coordinator on Joe Ciampi's staff at Auburn from 1997-2001. She helped guide the Tigers to a combined 97-50 record in five seasons and the second round of the NCAA Tournament on three occasions. Each of the last four recruiting classes she helped attract to Auburn were ranked in the top-10 nationally by the All Star Girls Report, including the Tigers' 2001 class that was ranked the nation's second-best.

Before joining the Auburn staff, Joseph coached at her alma mater, Purdue, from 1994-96 under Lin Dunn and helped the Boilermakers post a sterling 73-24 (.753) record in three seasons. Purdue advanced to the Final Four in 1994 and followed that performance with a trip to the NCAA Elite Eight in 1995. Joseph also served one year (1993) as an assistant at Illinois.

Overall, Joseph's career as an assistant coach spanned 11 years in three of the nation's top women's basketball conferences, with successful stops at Auburn of the Southeastern Conference, as well as Purdue and Illinois of the Big Ten preceding her Atlantic Coast Conference stint. In 15 seasons as a collegiate player and assistant coach, Joseph was a part of programs that produced winning records in every year but one, and reached the NCAA Tournament 11 times.

A four-year starter for the Boilermakers from 1989-1992, Joseph is one of the most decorated players in Purdue and Big Ten Conference history as she garnered numerous

conference and national accolades. After earning Big Ten Freshman of the Year honors as well as second-team all-conference accolades in 1989, Joseph was a first-team All-Big Ten selection in 1990, 1991 and 1992 and was named the Big Ten Player of the Year as a senior. She also earned Kodak All-America honors in 1992, when she was tabbed the Women's Basketball News' College Player of the Year.



PLAYERS & STAFF

JOSEPH YEAR-BY-YEAR AT GEORGIA TECH

Year	Overall	ACC/Finish*	ACC Tourn.	Home	Away	Neutral	Postseason
2003-04	14-15	5-11/8th	0-1	8-4	4-8	2-3	--
2004-05	13-14	4-10/8th	0-1	10-6	3-6	0-2	--
2005-06	14-15	2-12/11th	1-1	11-5	2-8	1-2	--
2006-07	21-12	9-5/6th	1-1	13-3	6-6	2-3	1-1 (NCAA 2nd Rd.)
2007-08	22-10	7-7/5th	1-1	14-2	7-6	1-2	0-1 (NCAA 1st Rd.)
2008-09	22-10	8-6/5th	0-1	13-2	5-5	4-3	1-1 (NCAA 2nd Rd.)
2009-10	23-10	8-6/4th	1-1	12-2	8-6	3-2	0-1 (NCAA 1st Rd.)
2010-11	24-11	9-5/t4th	2-1	14-3	6-4	4-4	1-1 (NCAA 2nd Rd.)
2011-12	26-9	12-4/t3rd	2-1	10-3	10-2	6-4	2-1 (NCAA Sweet 16)
2012-13	14-16	7-11/t7th	0-1	7-8	5-6	2-2	--
2013-14	20-12	9-7/7th	1-1	11-4	5-6	4-2	0-1 (NCAA 1st Rd.)
2014-15	19-15	7-9/t9th	1-1	11-6	6-6	2-3	1-1 (WNIT 1st Rd.)
2015-16	20-13	8-8/t-7th	1-1	13-5	5-6	2-2	1-1 (WNIT 2nd Rd.)
Totals (13 years)	252-162 (.609)	95-101 (.485)	11-13 (.458)	147-53 (.735)	72-78 (.480)	33-34 (.492)	7-9 (.438)

ASSISTANT COACHES & STAFF



KEVIN MORRISON

ASSISTANT COACH

CALIFORNIA STATE POLYTECHNIC UNIVERSITY, 1994
SECOND SEASON AT GEORGIA TECH

Georgia Tech women's basketball head coach MaChelle Joseph announced the addition of Kevin Morrison, an eight-year division one coaching veteran and well known recruiter, to the staff as an assistant coach, on May 22, 2015.

"Kevin Morrison is a huge addition to a great staff," Joseph said. "He has had tremendous experiences at two very successful programs. His ability to recruit and coach at the highest level is proven. I am very excited about the future of our program and Kevin will be an integral part of our success."

Morrison brings a west-coast flavor to the Yellow Jackets after coaching at both Washington and California for the past eight years.

"I want to first off thank Coach Joseph for this opportunity," Morrison said. "I am extremely excited to join the Georgia Tech women's basketball staff and to have the chance to work with these student-athletes. Georgia Tech and the city of Atlanta are very special and I'm looking forward to joining the Yellow Jacket family."

Morrison spent the past four seasons at Washington, starting off as an assistant coach prior to the 2011-12 season and then being promoted to associate head coach in April of 2013. As the associate head coach, Morrison worked with on-court coaching, skill development and advancing scouting and recruiting for the Huskies.

Morrison aided Washington to a 23-10 record in 2015 which was the most wins in a season since 2002-03. The Huskies were selected to the NCAA Tournament in 2015 for the first time since 2007. He was instrumental in the development of the post players, including Talia Walton who was named to the Pac-12 All-Freshman Team and Aminah Williams who finished second all-time at UW for single-season rebounding and as the school's all-time rebounding leader. A notable recruiter, Washington signed three McDonald's All-Americans over his four seasons and signed three top 25 recruiting classes, including a top-10 class in 2013.

Morrison got his start in collegiate women's basketball at California. For four years, the La Verne, Calif., native served as an assistant coach at California under coach Joanne Boyle, where he assisted with recruiting and contributed in the Golden Bears ability to continually bring in highly ranked classes.

While at California, Morrison was a part of a successful Golden Bears program that reached the postseason in each of his four seasons, including advancing to the Sweet Sixteen in 2009 and won the WNIT Championship in 2010. During the 2007-08, and then later in 2008-09, the Golden Bears set a school record for wins with 27. Overall, Cal signed three recruiting classes that were ranked in the Top-10 by ESPN Hoopgurlz, Blue Star, and All-Star Girls Report (#1 in 2009, #9 in 2010, #7 in 2011)

Prior to joining the college ranks, Morrison was the president and head coach of the West Coast Elite AAU program, where he helped 74 players sign with Division I teams, including 19 McDonald's All-Americans and six Gatorade State Players of the Year and one Gatorade National Player of the Year.

Morrison is a 1994 graduate of Cal Poly Pomona with a degree in social work. He spent over nine years as a social worker and high school guidance counselor as well as a varsity girls' basketball coach. Kevin and his wife Heather have four children: sons Jayce, Jaylen, Myles and daughter Mya.



ROB NORRIS

ASSISTANT COACH

INDIANA UNIVERSITY OF PENNSYLVANIA, 1999
SECOND SEASON AT GEORGIA TECH

A fourteen-year veteran of Division I college basketball, Rob Norris joined the Georgia Tech women's basketball staff as an assistant coach on April 15, 2015.

"I am very excited to add someone to our Georgia Tech women's basketball staff with Rob's level of experience," head coach MaChelle Joseph said. "He has been in college basketball for over 14 years on both the men's and women's side. He will oversee our scouting and will be in charge of player development. I look forward to working with Rob and welcome him and his family to Atlanta."

Norris comes to the Flats after serving as an assistant coach for the VCU women's basketball team for the 2014-15 season. He was also an assistant coach at Eastern Michigan and coached for nine years in men's college basketball.

"I am very grateful to be joining Coach Joseph's staff," Norris said. "It's an exciting time for Georgia Tech women's basketball and I am excited to be a part of it."

Norris was the lead assistant for the VCU women's basketball team for the 2014-15 season. At VCU, he worked with the guards and wings and helped guide the Rams to a 16-14 overall record.

Before coaching at VCU, Norris was an assistant coach at Eastern Michigan, serving as the team's defensive coordinator and focusing on the guards. In 2012-13, Eastern Michigan limited its opponents to 63.8 points per game and in 2013-14, improved its record by 10 wins to 18-14

Prior to Eastern Michigan, Norris worked in men's basketball for 11 years. From 2006-09, Norris was the assistant coach at Canisius College and in 2009, he was promoted to the associate head coach where he served in that capacity until 2012. While at Canisius, Norris was mainly responsible for the team's scheduling and worked closely with the head coach in game-planning, opponent scouting and daily practice planning. He recruited former MAAC Co-Rookie of the Year, Frank Turner. Turner finished out his career ranked among the school's top-10 in 12 different statistical categories.

Norris spent two years at Towson University as an assistant coach (2004-06) where he worked under head coach Pat Kennedy. At Towson, Norris worked closely with future NBA standout Gary Neal who currently plays for the Minnesota Timberwolves. Norris also had worked with Kennedy, serving as his director of men's basketball operations from 2002-04 at the University of Montana and as his film coordinator at DePaul from 2001-02.

A native of Rochester, N.Y., Norris attended Fairleigh Dickinson University for two years before transferring to Indiana University of Pennsylvania for his junior and senior years. A four-year starter at guard, Norris earned a spot on the Northeast Conference's 1995-96 All-Newcomers Team after averaging 11.0 points per game for FDU as a freshman.

In his senior year, he was named captain at IUP and helped direct the Indians to a 22-5 record, the third-best in school history. He closed out his collegiate career with over 1,000 points, 300 assists and 300 rebounds.

A graduate of Rochester's McQuaid Jesuit High School, Norris was a four-year varsity player and a McDonald's All-American nominee. A two-time all-state and All-City Catholic League selection and a first-team All-Greater Rochester choice in his senior year, he led McQuaid to a pair of Section V championships.

Norris and his wife Ann Marie have three children, two daughters, Haden (9), Keely (5) and a son, Holt (1).

ASSISTANT COACHES & STAFF



ML WILLIS

ASSISTANT COACH

IOWA, 1998
FOURTH SEASON AT GEORGIA TECH

Georgia Tech head women's basketball coach MaChelle Joseph announced the hiring of M.L. Willis as an assistant coach for the Yellow Jackets May 2, 2013.

Willis comes to Georgia Tech after four years at West Virginia and brings 13 years of coaching experience to the Yellow Jacket staff. She completed her third season as the assistant coach of the Jackets in 2014-15.

"I am extremely excited to join the Georgia Tech program," Willis said. "I'm looking forward to coaching and competing in the Atlantic Coast Conference, which is arguably the best women's basketball conference in the country. With the facilities Georgia Tech has, the prestige of the Institute and the fantastic home that is Atlanta, the program has every opportunity to be successful and I want to help build on what Coach Joseph has already achieved here."

During her time with the Mountaineers, Willis helped lead WVU to four NCAA Tournament appearances. West Virginia won at least 20 games in three of her four years, including a program-best 29 victories in 2009-10. In only her second year, Willis and the Mountaineers posted the best start ever for a WVU team as the Mountaineers began the 2010-11 season 19-0 and had the No. 1 ranked scoring defense nationally for five weeks. WVU won three straight games over top-25 opponents for the first time in school history during the 2011-12 season.

Willis drew on her expertise with posts and forwards at West Virginia to help develop Asya Bussie into a 2009-10 All-Big East Freshman Team unanimous selection. Bussie went on to earn first team All-Big East as a junior in 2011-12. Willis also coached All-Big East selections Liz Repella, Sarah Miles and Korrine Campbell while at WVU. In 2012-13, forward Jess Harlee was selected to the Big 12 All-Defensive Team.

"I am very excited to add someone of Malika's caliber to our coaching staff," Joseph said. "She has tremendous experience as both a player and a coach, which will be a great asset to our players. Malika is one of the top up-and-coming post coaches and recruiting coordinators in the game, and I am looking forward to the opportunity to work with her."

Willis arrived in Morgantown after two years as an assistant coach at Norfolk State. During her three previous seasons at Elizabeth City State, Willis coached post player Celeste Trahan, who became the first player in Division II history to score 2,000 points and grab 1,500 rebounds in a career. Willis also held assistant coach positions at the University of Illinois-Chicago, Chicago State and Cheyney University.

A native of Queens, N.Y., Willis played at Christ the King High for three years and spent her senior season at Trinity High in Cleveland, Ohio. Christ the King was the No. 1 nationally ranked prep squad and won the national title in 1993. During her senior season, Willis helped Trinity High gain similar recognition as her team was ranked No. 2 after winning the national title and she was named a Parade All-American.

Willis was recruited to the University of Iowa by Hall of Fame head coach C. Vivian Stringer where she was a part of the No. 1 ranked recruiting class. The Hawkeyes won the 1995 Big Ten regular season title and consecutive Big Ten Tournament titles in 1995 and 1996.

A four-year letterwinner at Iowa, Willis earned bachelor's degrees in media studies and African-American studies in 1998. She played professionally for Color Cap Tybrik of Poland and Tapiola Honka of Finland in 1999, and Brazil's Santa Maria Club in 2000.

In 2011, Willis was inducted into the Ohio Basketball Hall of Fame and Museum. In addition, she was selected to attend the prestigious Villa 7 Consortium in 2013, which brings together university athletic directors and elite assistant basketball coaches in an effort to prepare the next generation of college basketball leaders.



CATHERINE GREENE

DIRECTOR OF OPERATIONS

NORTH CAROLINA, 2008
FIFTH SEASON AT GEORGIA TECH

Catherine Greene begins her fifth season as a member of the Georgia Tech women's basketball staff in 2016-17 and her fourth as Director of Basketball Operations.

Greene works closely with Joseph in overseeing all aspects of the program's day-to-day operations. Greene oversees the Yellow Jackets' team travel, promotional and fundraising efforts, community service initiatives and community relations. Greene also serves as the director of the MaChelle Joseph Basketball Camps and the liaison for academics and the Total Person Program.

She joined the Tech staff for the 2012-13 season as the associate director of basketball operations after spending the previous two and a half years working full-time in event operations at the University of North Carolina.

During her time at UNC, Greene served as director or co-director of more than 10 NCAA or ACC postseason championship events. She also worked as the gameday manager for the Tar Heels' men's and women's soccer, field hockey, women's basketball, men's and women's lacrosse and baseball teams.

Greene graduated from North Carolina in 2008 with Bachelor of Arts degrees in sociology and from the School of Journalism and Mass Communication with a public relations concentration. She earned a Masters of Arts in exercise and sport science with a sport administration specialization in 2010.

During her undergraduate career, Greene served as a manager for the Tar Heels' women's basketball team and was the head manager for three years. While she was with UNC, the Tar Heels won four ACC championships and advanced to the 2006 and 2007 Final Fours. As a graduate student, Greene was a graduate student assistant for the women's team for one season before serving as the graduate intern for the Dean E. Smith Center. Greene helped start and run several youth basketball clinics in North Carolina.

Greene was born in Gastonia, N.C., and played high school basketball with former Yellow Jacket Tiffany Blackmon.



BROCK BERENATO

DIRECTOR OF VIDEO AND PLAYER PERSONNEL

BRADLEY, 2014
FIFTH SEASON AT GEORGIA TECH

Brock Berenato joined the Yellow Jackets' staff as the director of video and player personnel prior to the 2015 season. Berenato, who is distantly related to former head coach Agnus Berenato, comes to the Flats from VCU where he was hired as the video coordinator for women's basketball in June 2015.

He was no stranger to the Rams after serving as the graduate manager from during the 2014-15 season, where he assisted with film. Berenato received a M. Ed. Degree in sport leadership in 2015 from VCU. He was awarded the Center for Sport Leadership at VCU "Student of the Year" which honors one full-time student who demonstrated enthusiastic commitment, leadership qualities, and academic excellence.

Berenato attended Bradley University in Peoria, Ill., and graduated with a B.A. in sports communication in 2014. Berenato was also involved with women's basketball as an undergrad, assisting the team as an undergraduate manager from 2012-14. He was a seven time Dean's list member at Bradley.

ASSISTANT COACHES & STAFF



METRA WALTHOUR

ASSISTANT DIRECTOR OF OPERATIONS

GEORGIA TECH, 2012
FOURTH SEASON AT GEORGIA TECH

Georgia Tech's former standout point guard Metra Walthour was named the assistant director of women's basketball operations on May 29, 2015.

Walthour is no stranger to the Georgia Tech program, having played for Georgia Tech from 2008-2012 and she was Tech's graduate student manager from 2013-15.

Walthour finished her Georgia Tech career in 2012 after helping the Jackets to four 20-win seasons and four NCAA Tournament appearances, including Georgia Tech's first Sweet 16 trip in 2012. The Hinesville, Ga., native finished her illustrious career as part of the winningest class in Tech history as she was a part of 95 Yellow Jacket victories.

Walthour finished her career ranked in the top 10 of several Georgia Tech career lists. She ranked fifth in career assists (398), third in games played (128), seventh in 3-point field goals made (125), seventh in 3-point field goals attempted (389), 10th in assist average (3.0) and fifth in minutes played (3,532).

As a senior, Walthour played an integral role as Tech broke several records. The Yellow Jackets finished the 2012 season with a school-record 26 wins, a program-best 12 ACC victories, a school-high tie for third place in the ACC regular season and a school-record 10 road wins. Tech reached only the second ACC championship game in program history, earned its highest seed in the NCAA Tournament, 4, advanced to the Sweet 16 for the first time and finished ranked No. 10 in the coaches' poll.

Following her stellar career for the Jackets, Walthour graduated with a degree in Science, Technology and Culture in May of 2012 and went on to be the WBCA's "So You Want to be a Coach" intern for the 2013-14 year.

In 2014, Walthour returned to the Flats as a graduate manager for the Jackets. As a graduate manager, Walthour had a variety of responsibilities including coordinating team meals, helping to organize the team's student managers, overseeing the recruiting mailing system, assisting with live game breakdown of film and aiding in community service initiatives.




**AMANDA
BROWN**

Academic Coach



**SCOTT
McDONALD**

Dir. Strength & Conditioning



**JONNESHIA
PINEDA**

Graduate Manager



**SUNSEA
SHAW-WILLIAMS**

Academic Coach



**FELICIA
TUCKER**

Athletic Trainer

ADMINISTRATION



TODD STANSBURY

ATHLETICS DIRECTOR

GEORGIA TECH, 1984
FIRST YEAR AT GEORGIA TECH

Georgia Institute of Technology introduced former Tech football player Todd Stansbury as the Institute's ninth director of athletics on Sept. 22, 2016.

Stansbury has served as Oregon State's athletic director since June 2015 following a nine-year stint as the university's executive associate athletic director from 2003-2012. During his time at Oregon State, Stansbury was part of a senior management team that raised \$150 million for a football stadium expansion, in addition to fundraising for the construction of a sports performing center. He also was part of a team that established several career development initiatives for student-athletes.

"Todd Stansbury is committed to athletes' success both on and off the field," Peterson said. "His global perspective and leadership experience in athletics and development, combined with a lifelong passion for Georgia Tech, make him the ideal candidate. I believe this is one of those rare golden moments in life where opportunity meets ambition. We welcome him home."

Stansbury's resume also includes roles as athletic director at the University of Central Florida (2012-2015) and East Tennessee State University (2000-2003). He was Georgia Tech's assistant athletic director for academics from 1988-1995 under Homer Rice. Now he returns to campus to guide a department that features 15 teams in 17 NCAA Division I varsity sports.

"I am honored and humbled to have the opportunity to return to Georgia Tech, a place that has played such a large role in my life and the place responsible for opening up a world to me that I didn't even know existed," Stansbury said. "I am thankful to President Peterson and the selection committee for providing me this opportunity."

Stansbury grew up in Canada. When he was 10 years old and on vacation with his family in Florida, he befriended several Georgia Tech football players staying at the same hotel. During the drive back home to Ontario, his family stopped on campus to see a practice. That's when Stansbury knew he wanted to play football on The Flats. He earned varsity letters while at Georgia Tech from 1980-1984 as a middle linebacker and on special teams for head coach Bill Curry. He was a third-round draft pick of the Canadian Football League's Saskatchewan Roughriders in 1984.

As the ninth director of athletics in Georgia Tech history, he follows in the footsteps of storied names such as Rice, John Heisman and Bobby Dodd. He was hired following a national search that began in August 2016 when Mike Bobinski accepted the athletics director position at Purdue University. A nine-member search committee led by Georgia Tech Foundation President Al Trujillo identified candidates. The search process was assisted by Turnkey Search.

"I want to thank Al and the search committee for their outstanding guidance in evaluating candidates," Peterson said. "I'm also personally grateful for the leadership and (interim A.D.) Paul (Griffin), who interrupted his retirement to return to campus to lead our Athletics Association. He will continue to be a great asset during the transition period for the remainder of 2016."

Georgia Tech has achieved a school-record Graduation Success Rate (84 percent according to the most recent NCAA figures from November 2015) in each of the past three years. The Institute also recorded outstanding scores in the Academic Progress Rate (APR), which provides a real-time NCAA metric to measure the success of institutions in moving student-athletes toward graduation. The latest APR statistics, released in April, reported that 13 of Georgia Tech's 15 teams scored 980 or better out of a possible 1,000 points.



JOELEEN AKIN

ASSOCIATE ATHLETIC DIRECTOR/SENIOR WOMEN'S ADMINISTRATOR

KANSAS STATE, 1991
FIRST YEAR AT GEORGIA TECH

Joeleen Akin, a former Georgia Tech athletics staff member with more than 20 years of experience in college athletics, returned to Georgia Tech in August 2016 as associate athletics director for student-athlete development and senior woman administrator.

Akin rejoins the Georgia Tech athletics administration after 13 years at nearby Agnes Scott College. She served as Agnes Scott's athletics director and physical education chair for 12 years (2003-15) before being promoted to associate dean for athletics and student activities in February 2015.

Prior to her 13-year tenure at Agnes Scott, she spent seven years at Georgia Tech as director of women's basketball operations (1996-98), marketing/operations manager (1998-99) and director of marketing (1999-2003).

During her 12 years as athletics director at Agnes Scott, an NCAA Division III institution in Decatur, Ga., Akin oversaw a program that produced eight NCAA Tournament teams and a coaching staff that earned 12 different coach-of-the-year recognitions. Under her direction, Agnes Scott student-athletes maintained a 3.0 cumulative grade point average and participated extensively in on- and off-campus service projects.

Akin's tenure at Agnes Scott was marked by innovation and vision. She created and implemented numerous student-athlete development and engagement initiatives at ASC, including a new student-athlete orientation program, Safe Zone training for student-athletes, coaches and staff and coordination of campus-wide academic resources for student-athletes.

Administratively, she developed a unique revenue-generation model that resulted in a 200-percent increase in the school's athletics budget and partnered with a national franchise Snap Fitness to bring a state-of-the-art fitness facility to campus at no cost to the college. She also coordinated with the school's communications department to create the now-trademarked tagline "Smart Women Sweat" to promote the Scotties' athletics programs.

In addition to her duties as athletics director and physical education chair, Akin was Agnes Scott's women's basketball coach from 2003-07 and was named the Great South Athletic Conference Coach of the Year in 2006. She also served as commissioner of the Great South Athletic Conference from 2011-16 and was a member of the NCAA Division III women's basketball committee and NCAA volleyball regional advisory committee from 2014-16.

Prior to her arrival at Georgia Tech in 1996, Akin also served as a sports marketing assistant at Auburn and NC State and as a member of the women's basketball staffs at UNC Wilmington and Kansas State.

A Kansas native, Akin earned bachelor's (1991) and master's (1993) degrees from Kansas State.

She and her husband, Charles, have two children: Bobbie and Ryan.

ADMINISTRATION

**G.P. "BUD" PETERSON****INSTITUTE PRESIDENT**

KANSAS STATE, 1975

**REGINALD DesROCHES****FACULTY ATHLETICS REPRESENTATIVE**

CALIFORNIA, 1990

G.P. "Bud" Peterson was appointed as the 11th president of Georgia Tech on April 1, 2009. Prior to his appointment, he served as chancellor at the University of Colorado at Boulder (2006-2009), provost at Rensselaer Polytechnic Institute in Troy, New York (2000-2006), and program director at the National Science Foundation for the Thermal Transport and Thermal Processing Program (1993-1994). He has held various positions at Texas A&M University, beginning in 1981 as an assistant professor of engineering technology and Halliburton Professor of Mechanical Engineering (1990), the College of Engineering's Tenneco Professor, head of the Department of Mechanical Engineering (1993-1996), executive associate dean of engineering (1996-2000), and associate vice chancellor for engineering for the Texas A&M University System (1996-2000). Prior to his service at Texas A&M, he was a visiting research scientist at NASA-Johnson Space Center in Houston, Texas (1981-1982), associate professor and head of the General Engineering Technology Department at Kansas Technical Institute in Salina, Kan. (1979-1981), and taught mathematics, physics and chemistry at Shawnee Mission South High School in Overland Park, Kan. (1978-1979), and Wabausee County High School in Alma, Kan. (1977-1978).

Throughout his career, Peterson has played an active role in helping to establish the national education and research agendas, serving on numerous industry, government, and academic task forces and committees. He has served as a member of a number of congressional task forces, research councils, and advisory boards, including the Office of Naval Research (ONR), the National Aeronautics and Space Administration (NASA), the Department of Energy (DOE), the National Research Council (NRC), and the National Academy of Engineering (NAE). In addition, he has served as a member of the Board of Directors and vice president for education for the American Institute of Aeronautics and Astronautics (AIAA) and is currently serving as a member of the National Science Board (NSB), co-chair of the Government Relations Committee of the Association of Public and Land-grant Universities (APLU), as a member of the U.S. Council on Competitiveness, and was recently appointed by Secretary Gary Locke as a member of the National Advisory Council on Innovation and Entrepreneurship (NACIE).

As chancellor of the University of Colorado, Peterson led the development of a new university wide strategic plan, Flagship 2030, which defined a vision for the university for the next 20 years. In his nearly three years as chancellor, freshman applications increased by 35 percent, the number of under-represented minorities in the freshmen class increased by 38 percent, sponsored research increased by more than 18 percent, and private philanthropy for the university increased by nearly 80 percent.

As provost at Rensselaer, he played a key role in the institutional transformation and the dramatic improvement in the quality, size, and diversity of the faculty — overseeing the hiring of nearly 40 percent of the faculty, increasing the total number of tenured and tenure-track faculty by 20 percent, and improving the diversity of the tenured/tenure-track faculty by more than doubling the number of under-represented minorities and increasing the number of women by 40 percent. In addition, during his tenure as provost, the quality, size, and diversity of the student body increased, with the number of full-time PhD students increasing by 25%.

Peterson's research interests have focused on the fundamental aspects of phase change heat transfer, including the heat transfer in reduced gravity environments, boiling from enhanced surfaces, and some of the earliest work in the area of flow and phase change heat transfer in microchannels. Early investigations focused on applications involving the thermal control of manned and unmanned spacecraft and progressed through applications of phase change heat transfer to the thermal control of electronic components and devices. More recently, investigations have included fundamental applications of phase change heat transfer to the field of biotechnology, including the insitu treatment of cancerous tissue using hypo and hyperthermia to arrest epileptic seizures through the rapid cooling of localized brain tissue, which required highly efficient heat dissipation devices capable of dissipating thermal energy to surrounding tissue.

A Fellow of both the American Society of Mechanical Engineers and the American Institute of Aeronautics and Astronautics, Peterson is the author or co-author of 14 books or book chapters, 180 refereed journal articles, more than 150 conference publications, and holds eight patents with two others pending. He is a member of several professional organizations and the recipient of numerous national and international honors and awards for both teaching and research.

Reginald DesRoches is the Karen and John Huff School Chair and Professor of Civil and Environmental Engineering at the Georgia Institute of Technology. DesRoches took over as FAR on July 1, 2014, after Professor Sue Ann Bidstrup stepped down following a five-year stint as FAR.

As Chair of the School of Civil & Environmental Engineering, he provides leadership to a top-ranked program with 100 faculty and staff and 1,100 students. His primary research interests are in design of resilient infrastructure systems under extreme loads. He has published more than 300 articles in the general area of resilience and seismic risk assessment, and he has given more than 100 presentations in over 35 different countries.

A fellow of the American Society of Civil Engineers and the society's Structural Engineering Institute, Dr. DesRoches has served as the key technical leader in the United States' response to the Haiti earthquake and led a team of 28 engineers, architects, city planners, and social scientists to study the impact of the earthquake. He has also participated in numerous congressional briefings to underscore the critical role that university research must play in addressing the country's infrastructure crisis and resilience to natural hazards. Dr. DesRoches has served as thesis advisor to 29 Doctoral and 17 Master's thesis students.

Dr. DesRoches serves on the National Academy of Sciences Resilience Roundtable and the Academy's Board on Army Science and Technology as well as on the National Science Foundation's Advisory Committee for Engineering, the Global Earthquake Modeling Scientific Board, and the advisory board for the Natural Disasters, Coastal Infrastructure and Emergency Management Research Center. He has chaired the American Society of Civil Engineers' Seismic Effects Committee as well as the executive committee of the Technical Council on Lifeline Earthquake Engineering.

In recent years, Dr. DesRoches has testified before U.S. House and Senate subcommittees on earthquake resilience and science and participated in Washington, D.C., roundtables on topics ranging from disaster preparedness to challenges for African-American men in STEM fields. National media outlets frequently contact him for expert analysis following earthquake events, including CNN, CNN International, LiveScience, National Geographic, and Asia Times online. He also is frequently called on as a champion of the critical role that university research must play in addressing the country's infrastructure crisis and resilience to natural hazards.

Dr. DesRoches has received the Presidential Early Career Award for Scientists and Engineers (PECASE) in 2002 — the highest honor bestowed upon scientists and engineers in the early stages of their careers. Most recently, he was a recipient of the 2007 ASCE Walter L. Huber Civil Engineering Research Prize, the 2015 ASCE Charles Martin Duke Lifeline Earthquake Engineering Award, the Georgia Tech Outstanding Doctoral Thesis Advisor Award (2010), and the Georgia Tech ANAK Award (2008). The ANAK award is the highest honor the undergraduate student body can bestow on a Georgia Tech faculty member.

DesRoches was born in Port-au-Prince, Haiti, and grew up in Queens, New York. He earned his Bachelor of Science in Mechanical Engineering, Master of Science in Civil Engineering, and Ph.D. in Structural Engineering at the University of California, Berkeley, where he was recently elected to the civil engineering department's Academy of Distinguished Alumni.



2015-16 SEASON REVIEW

2015-16 Results	28
Game-by-Game	29
Individual Stats	30
Superlatives	31
Box Scores	32-40

2015-16 SEASON RESULTS

2015-16 Overall Record: 20-13, ACC 8-8

Home: 13-5 Away: 5-6 Neutral: 2-2

Yellow Jackets By The Numbers	DATE	OPPONENT	SCORE	ATTEND	HIGH POINTS	HIGH REBOUNDS
Games leading GT in...	11/13/15	LOYOLA CHICAGO	W, 84-77	1156	(22) Aaliyah Whiteside	(8) Aaliyah Whiteside
Scoring:	11/15/15	ST. FRANCIS BROOKLYN	W, 89-51	854	(21) Aaliyah Whiteside	(7) Roddreka Rogers, Katarina Vuckovic
Whiteside23	11/18/15	SOUTHEASTERN LOUISIANA	W, 102-49	485	(24) Irene Gari	(10) Martine Fortune
Cryor3	11/22/15	at Georgia	L, 66-78	4441	(21) Aaliyah Whiteside	(9) Aaliyah Whiteside
Vuckovic3	11/24/15	ALABAMA STATE	W, 80-54	473	(23) Aaliyah Whiteside	(13) Roddreka Rogers
Peresson2	11/26/15	vs. Northern Iowa	L, 58-61	133	(22) Aaliyah Whiteside	(13) Roddreka Rogers
Rogers2	11/27/15	vs. High Point	W, 81-61	133	(21) Aaliyah Whiteside	(7) Aaliyah Whiteside
Gari1	12/2/15	at Indiana	L, 60-69	2222	(22) Aaliyah Whiteside	(15) Aaliyah Whiteside
Rebounding:	12/5/15	USC UPSTATE	W, 87-46	579	(19) Roddreka Rogers	(11) Aaliyah Whiteside
Rogers18	12/13/15	SAMFORD	W, 66-55	1008	(23) Aaliyah Whiteside	(10) Aaliyah Whiteside
Whiteside12	12/15/15	PRAIRIE VIEW A&M	W, 96-48	553	(25) Roddreka Rogers	(9) Aaliyah Whiteside
Vuckovic5	12/18/15	ALABAMA	W, 70-58	1828	(17) Antonia Peresson, Ciani Cryor	(12) Roddreka Rogers
Fortune1	12/20/15	at IUPUI	W, 60-50	377	(28) Aaliyah Whiteside	(11) Roddreka Rogers
Guimaraes1	12/30/15	at Notre Dame*	L, 76-85	9149	(19) Ciani Cryor	(9) Aaliyah Whiteside
O'Neil1	1/3/16	LOUISVILLE*	L, 65-78	1982	(24) Aaliyah Whiteside	(10) Roddreka Rogers
Assists:	1/7/16	at NC State*	L, 57-65	1052	(31) Aaliyah Whiteside	(9) Aaliyah Whiteside
Whiteside11	1/10/16	at Florida State*	L, 69-75	3906	(18) Ciani Cryor	(7) Aaliyah Whiteside
Cryor10	1/14/16	NORTH CAROLINA*	W, 80-73	917	(27) Aaliyah Whiteside	(9) Roddreka Rogers
Tilford6	1/17/16	VIRGINIA*	L, 67-78	1041	(27) Aaliyah Whiteside	(7) Roddreka Rogers, Chelsea Guimaraes
Vuckovic6	1/24/16	at Clemson*	W, 76-63	821	(31) Aaliyah Whiteside	(9) Aaliyah Whiteside
O'Neil4	1/28/16	NOTRE DAME*	L, 42-54	1908	(12) Aaliyah Whiteside	(9) Katarina Vuckovic
Peresson4	1/31/16	BOSTON COLLEGE*	W, 62-56	1003	(18) Katarina Vuckovic	(10) Katarina Vuckovic
Gari3	2/4/16	at Virginia Tech*	W, 51-34	1818	(15) Katarina Vuckovic	(9) Roddreka Rogers
Games in Double Figure Scoring:	2/7/16	at Syracuse*	L, 52-71	1490	(16) Aaliyah Whiteside	(13) Roddreka Rogers
Whiteside31	2/11/16	MIAMI*	L, 55-58	975	(20) Aaliyah Whiteside	(14) Roddreka Rogers
Rogers18	2/14/16	CLEMSON*	W, 77-48	1012	(13) Aaliyah Whiteside	(8) Katarina Vuckovic
Vuckovic15	2/21/16	at Duke*	W, 64-59	4845	(20) Antonia Peresson	(11) Roddreka Rogers
Peresson9	2/25/16	at Pitt*	W, 66-60	867	(18) Katarina Vuckovic	(6) Zaire O'Neil, Roddreka Rogers
Gari6	2/28/16	WAKE FOREST*	W, 66-51	1316	(19) Aaliyah Whiteside	(9) Roddreka Rogers
Cryor5	3/3/16	vs. Wake Forest	W, 67-65		(19) Aaliyah Whiteside	(8) Aaliyah Whiteside, Roddreka Rogers
O'Neil4	3/4/16	vs. Louisville	L, 50-60		(20) Aaliyah Whiteside	(8) Roddreka Rogers
Tilford4	3/17/16	MERCER	W, 73-56	1047	(17) Aaliyah Whiteside	(15) Roddreka Rogers
Fortune1	3/21/16	TULANE	L, 61-64	585	(25) Aaliyah Whiteside	(9) Katarina Vuckovic
Guimaraes1	* - Conference game					
Games with 20+ points:						
Whiteside18						
Rogers2						
Gari1						
Peresson1						
Vuckovic1						
Games with 5+ assists:						
Cryor4						
Whiteside4						
Peresson2						
Vuckovic2						
Tilford1						
Games with 3+ steals:						
Tilford12						
Cryor9						
Whiteside9						
Rogers6						
Gari4						
Peresson2						
Vuckovic1						

Georgia Tech's 2015-16 Record

	W	L	PCT	ACC	W	L	PCT
Overall	20	13	.606	All Games	8	8	.500
All Games	13	5	.722	Home	4	4	.500
Home	5	6	.455	Away	4	4	.500
Away	2	2	.500	Neutral	-	-	-
Neutral							

Last five games:	3-2
Last 10 games:	6-4
Largest margin of victory:	53 (102-49) vs. Southeastern Louisiana
Largest margin of defeat:	19 at #23 Syracuse (71-52)

Margins of Victory/Defeat

	1	2	3	4	5	6	7	8	9	10	11-19	20-29	30-39	40+
Won By	1				1	2	2			1	6	3	1	3
Lost By		3				1		1	2	1	5			

Score By Quarters:

	1st (Avg.)	2nd (Avg.)	3rd (Avg.)	4th (Avg.)	OT (Avg.)	Total (Avg.)
Georgia Tech	17.5	16.7	18.4	16.4	0.0	68.9
Opponents	14.2	15.6	16.2	15.0	0.0	60.9

Attendance Summary

	Games	Totals	Average Per Game
Home	18	18,722	1,040
Away	11	30,988	2,817
Neutral	4	8,674	2,169
Total	33	58,384	1,769

Record By Month

Month	W-L	(ACC W-L)
November	5-2	0-0
December	5-2	0-1
January	3-5	3-5
February	5-2	5-2
March	2-2	0-0

Record By Day Of Week

Day	W-L	(ACC W-L)
Sunday	8-5	5-4
Monday	0-1	0-0
Tuesday	2-0	0-0
Wednesday	1-2	0-1
Thursday	5-4	3-3
Friday	3-1	0-0
Saturday	1-0	0-0

Record When...	W-L
Leading at halftime	17-3
Trailing at halftime	2-9
Tied at halftime	1-1
In overtime games	0-0

2015-16 GAME-BY-GAME RESULTS

		TOTAL	3-PTRS			REBS								
Date	Opponent	FG-A	Pct	3FG-A	Pct	FT-A	Pct	Tot	PF	A	TO	Blk	Stl	Pts
N13	Georgia Tech	24-64	.375	6-21	.286	30-39	.769	49	34	12	28	8	12	84
	Loyola Chicago	24-59	.407	2-9	.222	27-37	.730	33	32	6	22	6	12	77
N15	Georgia Tech	37-68	.544	8-18	.444	7-12	.583	39	11	18	13	3	13	89
	St. Francis Brooklyn	18-48	.375	9-20	.450	6-8	.750	24	16	13	22	2	7	51
N18	Georgia Tech	35-84	.417	7-28	.250	25-32	.781	68	28	24	19	9	15	102
	Southeastern Louisiana	14-57	.246	6-25	.240	15-27	.556	36	31	8	29	6	6	49
N22	Georgia Tech	26-66	.394	6-25	.240	8-14	.571	35	19	12	14	4	8	66
	Georgia	29-57	.519	7-18	.389	13-18	.722	40	13	18	13	3	6	78
N24	Georgia Tech	22-53	.415	2-14	.143	34-51	.667	46	23	14	17	8	18	80
	Alabama State	21-61	.344	3-15	.200	9-14	.643	34	38	15	22	4	10	54
N26	Georgia Tech	20-54	.370	4-13	.308	4-19	.737	31	21	6	15	0	13	58
	Northern Iowa	22-49	.449	7-23	.304	10-14	.714	32	16	9	19	0	7	61
N27	Georgia Tech	31-66	.470	6-23	.261	13-19	.684	38	24	19	16	3	16	81
	High Point	20-47	.426	6-21	.286	15-19	.789	26	20	9	28	2	5	61
D2	Georgia Tech	24-70	.343	5-22	.227	7-10	.700	48	22	12	14	1	5	60
	Indiana	24-56	.429	5-21	.238	16-30	.533	37	13	11	12	2	5	69
D5	Georgia Tech	32-65	.492	13-28	.464	10-13	.769	44	18	25	12	0	12	87
	USC Upstate	16-46	.348	4-14	.286	10-15	.667	23	10	14	20	1	8	46
D13	Georgia Tech	24-48	.500	4-13	.308	14-15	.933	29	15	15	15	3	11	66
	Samford	19-51	.373	9-26	.346	8-12	.667	29	16	14	16	1	8	55
D15	Georgia Tech	37-66	.561	8-23	.348	14-16	.875	44	15	28	14	2	15	96
	Prairie View A&M	18-45	.400	2-8	.250	10-14	.714	15	13	6	22	2	10	48
D18	Georgia Tech	26-63	.413	12-29	.414	6-9	.667	31	20	19	14	6	12	70
	Alabama	23-62	.371	4-16	.250	8-13	.615	44	13	11	20	5	8	58
D20	Georgia Tech	24-47	.511	0-6	.000	12-20	.600	27	19	10	19	2	12	60
	IUPUI	19-49	.388	3-20	.150	9-20	.450	32	20	10	23	3	7	50
D30	Georgia Tech	29-60	.483	7-15	.467	11-15	.733	30	19	12	14	3	10	76
	Notre Dame	29-58	.500	11-26	.423	16-18	.889	32	14	19	16	2	7	85
J3	Georgia Tech	19-56	.339	5-20	.250	22-27	.815	31	25	9	14	1	6	65
	Louisville	24-58	.414	6-12	.500	24-34	.706	39	21	15	13	4	6	78
J7	Georgia Tech	20-62	.323	4-20	.200	13-18	.722	43	21	11	17	1	8	57
	NC State	19-52	.365	9-27	.333	18-23	.783	32	16	17	14	3	11	65
J10	Georgia Tech	25-71	.352	6-16	.375	13-17	.765	31	27	6	17	3	13	69
	Florida State	30-67	.448	4-19	.211	11-24	.458	56	21	12	29	7	5	75
J14	Georgia Tech	27-64	.422	4-18	.222	22-25	.880	41	21	15	16	3	7	80
	North Carolina	23-64	.359	7-18	.389	20-25	.800	35	21	14	15	4	8	73
J17	Georgia Tech	25-70	.357	7-28	.250	10-12	.833	36	17	15	11	2	8	67
	Virginia	33-61	.541	5-12	.417	7-10	.700	35	14	16	13	4	5	78
J24	Georgia Tech	26-50	.520	8-16	.500	16-24	.667	34	15	17	16	1	6	76
	Clemson	21-61	.344	7-17	.412	14-18	.778	36	20	11	14	2	7	63
J28	Georgia Tech	13-58	.224	2-13	.154	14-18	.778	36	23	9	15	2	4	42
	Notre Dame	21-54	.389	2-16	.125	10-24	.417	43	22	14	14	6	9	54
J31	Georgia Tech	20-57	.351	6-12	.500	16-25	.640	37	15	11	13	1	9	62
	Boston College	23-46	.500	4-13	.308	6-8	.750	27	22	16	18	4	4	56
F4	Georgia Tech	19-51	.373	3-9	.333	10-15	.667	36	10	5	15	1	9	51
	Virginia Tech	13-51	.255	4-19	.211	4-4	1.000	32	14	6	18	3	4	34
F7	Georgia Tech	17-43	.395	5-13	.385	13-15	.867	43	27	12	35	4	7	52
	Syracuse	24-67	.358	8-32	.250	15-27	.556	34	12	13	11	7	22	71
F11	Georgia Tech	19-63	.302	4-15	.267	13-21	.619	46	17	10	14	2	5	55
	Miami	22-49	.449	5-15	.333	9-16	.563	30	19	11	12	5	6	58
F14	Georgia Tech	24-56	.429	8-17	.471	21-23	.913	42	23	17	14	3	10	77
	Clemson	16-46	.348	3-12	.250	13-24	.542	26	22	10	13	1	6	48
F21	Georgia Tech	21-71	.296	9-22	.409	13-16	.813	45	15	10	11	1	10	64
	Duke	22-48	.458	4-12	.364	11-17	.647	36	19	9	22	8	6	59
F25	Georgia Tech	25-53	.472	4-9	.444	12-14	.857	27	15	15	15	3	7	66
	Pitt	26-56	.464	3-18	.167	5-8	.625	30	11	15	14	4	5	60
F28	Georgia Tech	26-60	.433	4-19	.211	10-14	.714	34	20	13	10	3	9	66
	Wake Forest	18-54	.333	2-10	.200	13-21	.619	38	17	11	18	5	6	51
M3	Georgia Tech	25-57	.439	8-24	.333	9-16	.563	25	12	13	11	0	9	67
	Wake Forest	25-47	.532	7-14	.500	8-9	.889	28	14	11	21	2	4	65
M4	Georgia Tech	19-61	.311	2-10	.200	10-13	.769	37	19	6	12	1	8	50
	Louisville	22-63	.349	1-14	.071	15-17	.882	45	13	10	13	2	5	60
M17	Georgia Tech	26-62	.419	5-21	.238	16-21	.762	50	14	14	11	1	4	73
	Mercer	23-65	.354	5-18	.278	5-10	.500	32	19	13	6	0	6	56
M21	Georgia Tech	19-55	.345	6-19	.316	17-21	.810	37	18	9	11	2	7	61
	Tulane	25-56	.446	5-16	.313	9-19	.474	35	17	10	11	2	8	64
	Georgia Tech	806-1994	.404	188-599	.314	475-639	.743	1270	642	443	502	87	318	2275
	Opponents	726-1810	.401	169-575	.294	389-597	.652	1106	599	397	573	112	239	2010

2015-16 INDIVIDUAL STATS

OVERALL/CONFERENCE STATS

					TOTAL			3-PTS			REBOUNDS											
##	Player	GP-GS	Min	Avg	FG-A	Pct	3FG-A	Pct	FT-A	Pct	Off	Def	Tot	Avg	PF	FO	A	TO	Blk	Stl	Pts	Avg
02	Aaliyah Whiteside	33-33	1183	35.8	199-509	.391	30-111	.270	216-253	.854	93	144	237	7.2	57	0	90	75	11	55	644	19.5
	Conference Only...	16-16	584	36.5	89-242	.368	14-43	.326	110-124	.887	42	69	111	6.9	28	0	30	38	7	21	302	18.9
54	Roddreka Rogers	33-33	955	28.9	136-248	.548	0-0	.000	70-102	.686	98	156	254	7.7	87	2	24	73	12	35	342	10.4
	Conference Only...	16-16	464	29.0	51-112	.455	0-0	.000	28-41	.683	49	74	123	7.7	39	0	8	32	6	11	130	8.1
10	Katarina Vuckovic	33-26	929	28.2	99-290	.341	38-135	.281	29-37	.784	47	118	165	5.0	63	0	68	53	17	36	265	8.0
	Conference Only...	16-9	437	27.3	39-128	.305	20-60	.333	10-11	.909	24	51	75	4.7	29	0	31	27	3	20	108	6.8
55	Antonia Peresson	32-11	680	21.3	76-211	.360	64-185	.346	13-16	.813	17	38	55	1.7	43	0	44	30	0	22	229	7.2
	Conference Only...	16-7	347	21.7	39-98	.398	31-84	.369	7-9	.778	7	19	26	1.6	28	0	16	20	0	9	116	7.3
21	Zaire O'Neil	24-1	341	14.2	61-135	.452	0-0	.000	37-66	.561	33	38	71	3.0	71	5	34	45	12	19	159	6.6
	Conference Only...	16-1	245	15.3	45-105	.429	0-0	.000	29-51	.569	27	26	53	3.3	48	3	24	30	8	13	119	7.4
20	Irene Gari	29-15	629	21.7	58-162	.358	26-70	.371	31-38	.816	27	35	62	2.1	59	1	35	33	4	24	173	6.0
	Conference Only...	12-9	283	23.6	21-66	.318	7-30	.233	12-16	.750	12	19	31	2.6	28	1	10	14	2	7	61	5.1
05	Ciani Cryor	29-12	513	17.7	65-172	.378	22-77	.286	14-21	.667	14	36	50	1.7	64	0	69	61	3	48	166	5.7
	Conference Only...	14-4	231	16.5	26-85	.306	12-41	.293	3-3	1.000	7	13	20	1.4	33	0	37	29	1	19	67	4.8
00	Imani Tilford	33-20	769	23.3	55-131	.420	0-3	.000	46-73	.630	29	52	81	2.5	98	2	60	53	4	61	156	4.7
	Conference Only...	16-10	349	21.8	24-57	.421	0-0	.000	22-33	.667	11	18	29	1.8	49	1	23	26	3	24	70	4.4
15	Chelsea Guimaraes	30-8	314	10.5	29-66	.439	0-0	.000	8-12	.667	36	49	85	2.8	35	1	12	34	12	5	66	2.2
	Conference Only...	14-8	186	13.3	15-37	.405	0-0	.000	5-6	.833	14	23	37	2.6	14	0	6	17	4	1	35	2.5
44	Martine Fortune	13-2	93	7.2	12-18	.667	0-0	.000	0-0	.000	13	18	31	2.4	24	1	3	10	5	1	24	1.8
	Conference Only...	4-0	12	3.0	1-2	.500	0-0	.000	0-0	.000	3	1	4	1.0	1	0	1	0	0	0	2	0.5
14	Simina Avram	16-4	99	6.2	7-20	.350	0-1	.000	9-13	.692	14	4	18	1.1	20	2	2	12	4	7	23	1.4
	Conference Only...	5-0	33	6.6	3-5	.600	0-0	.000	3-5	.600	4	0	4	0.8	7	0	0	3	0	0	9	1.8
23	Dejoria Howard	19-0	71	3.7	8-27	.296	8-17	.471	0-0	.000	5	5	10	0.5	16	0	2	4	0	5	24	1.3
	Conference Only...	13-0	29	2.2	2-8	.250	2-4	.500	0-0	.000	2	2	4	0.3	6	0	1	3	0	3	6	0.5
13	Erin Garner	6-0	24	4.0	1-5	.200	0-0	.000	2-8	.250	5	6	11	1.8	5	0	0	5	3	0	4	0.7
	Conference Only...	0-0	0	0.0	0-0	.000	0-0	.000	0-0	.000	0	0	0	0.0	0	0	0	0	0	0	0	0.0
TM	TEAM.....										71	69	140					14				
	Conference Only...										39	36	75					8				
	Total.....	33	6600		806-1994	.404	188-599	.314	475-639	.743	502	768	1270	38.5	642	14	443	502	87	318	2275	68.9
	Conference Only...	16	3200		355-945	.376	86-262	.328	229-299	.766	241	351	592	37.0	310	5	187	247	34	128	1025	64.1
	Opponents.....	33	6600		726-1810	.401	169-575	.294	389-597	.652	372	734	1106	33.5	599	-	397	573	112	239	2010	60.9
	Conference Only...	16	3200		364-892	.408	84-277	.303	196-301	.651	197	364	561	35.1	285	9	209	254	69	117	1008	63.0

POINTS - REBOUNDS - ASSISTS

Opponent	Date	Score	00	02	05	10	13	14	15	20	21	23	44	54	55
			TILFORD	WHITESIDE	CRYOR	VUCKOVIC	GARNER	AVRAM	GUIMARAES	GARI	O'NEIL	HOWARD	FORTUNE	ROGERS	PERESSON
LOYOLA CHICAGO	11/13/15	W, 84-77	4-2-1	22-8-3	9-2-3	14-6-1	0-0-0	9-7-0	2-5-0	0-2-1	DNP	DNP	2-1-0	9-4-0	13-4-3
ST. FRANCIS BROOKLYN	11/15/15	W, 89-51	5-4-2	21-4-1	11-3-2	14-7-5	2-3-0	0-0-0	4-6-1	9-0-1	DNP	3-0-0	0-2-0	15-7-0	5-1-6
SOUTHEAST. LOUISIANA	11/18/15	W, 102-49	1-3-3	21-5-5	9-3-4	8-8-4	1-5-0	1-3-0	11-7-1	24-6-2	DNP	0-4-1	10-10-0	7-6-2	9-3-2
at Georgia	11/22/15	L, 66-78	3-5-4	21-9-3	9-1-1	20-7-3	DNP	0-0-0	0-1-0	2-1-0	DNP	DNP	0-2-0	11-4-0	0-2-1
ALABAMA STATE	11/24/15	W, 80-54	10-3-3	23-8-4	6-3-1	11-6-1	1-1-0	0-0-0	5-3-2	0-0-0	DNP	3-1-0	4-4-2	17-13-1	DNP
vs Northern Iowa	11/26/15	L, 58-61	3-3-0	22-6-1	7-2-2	6-3-0	DNP	0-0-1	0-0-0	1-1-2	DNP	DNP	DNP	13-13-0	6-0-0
vs High Point	11/27/15	W, 81-61	7-1-3	21-7-4	7-0-2	8-6-2	0-2-0	DNP	2-5-0	7-3-4	DNP	3-0-0	4-4-0	11-3-3	11-2-1
at Indiana	12/2/15	L, 60-69	5-5-1	22-15-3	2-1-0	8-10-3	DNP	DNP	0-2-0	12-3-3	DNP	DNP	DNP	5-5-0	6-6-2
USC UPSTATE	12/5/15	W, 87-46	2-1-4	15-11-6	12-3-4	10-7-3	0-0-0	0-1-0	1-6-0	16-2-3	DNP	DNP	0-0-0	19-9-2	12-1-3
SAMFORD	12/13/15	W, 66-55	2-6-4	23-10-3	5-1-3	10-4-1	DNP	DNP	0-1-0	4-2-1	6-0-1	DNP	DNP	10-1-2	6-2-0
PRAIRIE VIEW A&M	12/15/15	W, 96-48	6-0-2	14-9-11	5-4-4	4-1-2	DNP	4-1-1	2-7-1	13-5-4	4-1-1	9-0-0	2-4-0	25-5-1	8-2-1
ALABAMA	12/18/15	W, 70-58	0-0-2	8-0-4	17-3-5	13-6-4	DNP	DNP	4-3-0	3-0-1	2-1-1	DNP	DNP	6-12-1	17-1-1
at IUPUI	12/20/15	W, 60-50	3-0-0	28-6-1	0-3-1	2-2-1	DNP	0-0-0	0-1-1	0-1-1	7-2-3	DNP	DNP	20-11-1	0-0-1
at Notre Dame	12/30/15	L, 76-85	4-0-1	17-9-2	19-0-3	3-1-2	DNP	DNP	4-3-1	7-2-0	5-4-2	0-0-0	DNP	17-5-1	0-1-0
LOUISVILLE	1/3/16	L, 65-78	9-0-4	24-5-0	0-1-1	5-6-2	DNP	DNP	0-0-0	5-2-2	7-2-0	0-0-0	DNP	9-10-0	6-1-0
at NC State	1/7/16	L, 57-65	4-3-1	31-9-3	5-2-1	0-8-5	DNP	DNP	2-1-1	2-2-0	6-5-0	0-0-0	DNP	4-8-0	3-1-0
at Florida State	1/10/16	L, 69-75	2-1-0	17-7-1	18-2-3	0-3-0	DNP	DNP	5-5-0	12-5-0	0-0-0	3-0-1	DNP	4-3-0	8-0-1
NORTH CAROLINA	1/14/16	W, 80-73	0-1-0	27-8-2	5-2-5	0-1-1	DNP	DNP	4-2-1	11-7-1	14-3-1	0-0-0	DNP	11-9-2	8-3-2
VIRGINIA	1/17/16	L, 67-78	0-0-0	27-4-3	0-0-5	0-0-1	DNP	DNP	8-7-0	2-4-2	7-5-2	3-1-0	DNP	11-7-0	9-2-2
at Clemson	1/24/16	W, 76-63	5-3-1	31-9-2	DNP	10-6-3	DNP	DNP	2-2-2	8-1-2	13-3-2	0-1-0	DNP	0-3-0	7-1-5
NOTRE DAME	1/28/16	L, 42-54	4-0-1	12-8-1	0-0-0	3-9-2	DNP	6-1-0	4-1-1	5-6-1	4-3-3	0-1-0	DNP	1-3-0	3-1-0
BOSTON COLLEGE	1/31/16	W, 62-56	2-2-4	17-4-0	DNP	18-10-2	DNP	0-0-0	2-4-0	7-2-2	5-5-0	0-0-0	DNP	5-6-2	6-1-1
at Virginia Tech	2/04/16	W, 51-34	6-4-1	13-3-2	0-2-1	15-1-0	DNP	0-0-0	4-7-0	DNP	5-6-0	0-0-0	0-0-0	8-9-0	0-0-1
at Syracuse	2/07/16	L, 52-71	1-3-1	16-7-4	0-0-1	6-5-4	DNP	DNP	0-4-0	DNP	8-1-2	DNP	DNP	10-13-0	11-4-0
MIAMI	2/11/16	L, 55-58	4-3-2	20-10-1	6-4-4	2-5-1	DNP	1-3-0	0-1-0	DNP	2-1-1	DNP	DNP	15-14-1	5-1-0
CLEMSON	2/14/16	W, 77-48	6-2-0	13-7-5	8-2-6	12-8-1	DNP	2-0-0	0-0-0	DNP	12-3-3	0-1-0	2-4-1	10-7-0	12-1-1
at Duke	2/21/16	W, 64-59	2-2-0	8-10-1	3-0-2	12-6-3	DNP	DNP	DNP	0-0-0	8-3-4	0-0-0	0-0-0	11-11-0	20-5-0
at PITT	2/25/16	W, 66-60	10-2-5	10-4-3	0-1-2	18-1-1	DNP	DNP	DNP	0-0-0	16-6-2	DNP	DNP	6-6-1	6-3-1
WAKE FOREST	2/28/16	W, 66-51	11-3-2	19-7-0	3-4-3	4-5-3	DNP	DNP	0-0-0	2-0-0	7-3-2	0-0-0	0-0-0	8-9-1	12-1-2
vs Wake Forest	3/03/06	W, 67-65	7-2-2	19-8-4	0-0-0	2-1-0	DNP	0-0-0	0-0-0	9-1-2	3-3-2	DNP	DNP	16-8-1	11-1-2
vs Louisville	3/04/16	L, 50-60	8-5-2	20-7-1	0-1-0	5-3-0	DNP	0-2-0	DNP	0-2-0	8-2-2	DNP	DNP	9-8-1	0-1-0
MERCER	3/17/16	W, 73-56	12-9-3	17-5-3	DNP	12-4-4	DNP	DNP	0-1-0	9-2-0	5-5-0	DNP	DNP	15-15-0	3-2-4
TULANE	3/21/16	L, 61-64	8-3-1	25-8-3	DNP	10-9-3	DNP	DNP	0-0-0	3-0-0	5-4-0	0-1-0	0-0-0	4-7-1	6-1-1

2015-16 SUPERLATIVES

		Georgia Tech	Opponent
Points 1st Quarter	High	33, Alabama State (11/24)	26, Florida State (1/10)
	Low	5, at Duke (2/21)	7, Virginia Tech (2/4)
Points 2nd Quarter	High	33, Prairie View A&M (12/15)	28, vs Tulane (3/21)
	Low	8, St. Francis Brooklyn (11/15), vs Louisville (3/4)	6, vs Mercer (3/17)
Points 3rd Quarter	High	33, St. Francis Brooklyn (11/15)	28, Notre Dame (12/30)
	Low	12, vs Northern Iowa (11/26)	4, Southeastern Louisiana (11/18)
Points 4th Quarter	High	25, three times	28, Loyola Chicago (11/13)
	Low	6, at Syracuse (2/7)	6, IUPUI (12/20)
Total Points	High	102, Southeastern Louisiana (11/18)	85, Notre Dame (12/30)
	Low	42, Notre Dame (1/28)	34, Virginia Tech (2/4)
Field Goals Made	High	37, Prairie View A&M (12/15), St. Francis Brooklyn (11/15)	33, Virginia (1/17)
	Low	13, Notre Dame (1/28)	13, Virginia Tech (2/4)
Field Goals Attempted	High	84, Southeastern Louisiana (11/18)	67, Syracuse (2/7), Florida State (1/10)
	Low	43, at Syracuse (2/7)	45, Prairie View A&M (12/15)
3-Point FGM	High	13, USC Upstate (12/5)	11, Notre Dame (12/30)
	Low	0, at IUPUI (12/20)	1, Louisville (3/4)
3-Point FGA	High	29, Alabama (12/18)	32, Syracuse (2/7)
	Low	6, at IUPUI (12/20)	8, Prairie View A&M (12/15)
Free Throws Made	High	34, Alabama State (11/24)	27, Loyola Chicago (11/13)
	Low	6, Alabama (12/18)	4, Virginia Tech (2/4)
Free Throws Att.	High	51, Alabama State (11/24)	37, Loyola Chicago (11/13)
	Low	9, Alabama (12/18)	4, Virginia Tech (2/4)
Free Throw Pct.	High	93.3, Samford (12/13)	1.000, Virginia Tech (2/4)
	Low	56.3, vs Wake Forest (3/3)	41.7, Notre Dame (1/28)
Offensive Rebounds	High	29, Southeastern Louisiana (11/18)	25, Florida State (1/10)
	Low	4, Samford (12/13)	2, Boston College (1/31)
Defensive Rebounds	High	39, Southeastern Louisiana (11/18)	36, Notre Dame (1/28)
	Low	12, vs Wake Forest (3/3)	9, Prairie View A&M (12/15)
Total Rebounds	High	68, Southeastern Louisiana (11/18)	56, Florida State (1/10)
	Low	25, vs. Wake Forest (3/3)	15, Prairie View A&M (12/15)
Assists	High	28, Prairie View A&M (12/15)	19, Notre Dame (12/30)
	Low	5, at Virginia Tech (2/4)	6, three times
Blocked Shots	High	9, Southeastern Louisiana (11/18)	8, Duke (2/21)
	Low	0, three times	0, vs Northern Iowa (11/26), Mercer (3/17)
Steals	High	18, Alabama State (11/24)	22, Syracuse (2/7)
	Low	4, Notre Dame (1/28), Mercer (3/17)	4, three times
Turnovers	High	35, at Syracuse (2/7)	29, Florida State (1/10), Southeastern Louisiana (11/18)
	Low	10, Wake Forest (2/28)	6, Mercer (3/17)
Personal Fouls	High	34, Loyola Chicago (11/13)	38, Alabama State (11/24)
	Low	10, at Virginia Tech (2/4)	10, USC Upstate (12/5)

2015-16 BOX SCORES

1 Georgia Tech

Loyola Chicago
Nov. 13, 2015 | McCamish Pavilion (Atlanta, Ga.)

84
77

Official Basketball Box Score -- Game Totals -- Final Statistics
Loyola Chicago vs Georgia Tech
11/13/15 5:30 p.m. at Atlanta, Ga. (McCamish Pavilion)

Loyola Chicago 77 • 0-1

#	Player	Total		3-Ptr		Rebounds			PF	TP	A TO Blk			Stl	Min
		FG-FGA	FG-FGA	FT-FTA	Off	Def	Tot	A			TO	Blk			
04	Vann, Dakota	f	1-6	0-2	2-2	0	0	0	4	4	0	2	0	0	16
21	Johnson, Ryan	f	0-2	0-0	2-2	2	2	4	2	2	0	2	5	3	15
4	Wheeler, Nieka	c	4-8	0-1	6-9	2	2	4	3	14	1	3	0	1	34
02	Lambrightsen, Sam		4-10	2-5	2-2	0	1	1	4	12	2	1	0	3	30
25	Johnson, Taylor	g	7-15	0-1	4-4	1	6	7	5	18	1	7	0	2	32
01	Fisher, Whisper		0-0	0-0	2-2	1	0	1	0	2	0	0	0	0	4
11	Segars, Brandi		1-4	0-0	0-0	1	1	2	2	2	0	1	0	0	18
12	Negatu, Citiana		0-0	0-0	0-0	0	0	0	0	0	0	0	0	0	1
13	Salmon, Katie		1-1	0-0	0-0	0	0	0	3	2	0	2	0	0	5
15	Goodhart, Grace		0-2	0-0	0-0	0	0	0	2	0	0	0	0	0	3
23	Smith, Becca		0-2	0-0	0-0	0	2	2	3	0	2	2	0	1	17
50	Manuel, Taylor		6-9	0-0	9-16	0	4	4	4	21	0	2	1	2	25
	Team					6	2	8							
Totals			24-59	2-9	27-37	13	20	33	32	77	6	22	6	12	200

FG % 1st Half: 10-30 33.3% 2nd half: 14-29 48.3% Game: 24-59 40.7%
3FG % 1st Half: 0-2 0.0% 2nd half: 2-7 28.6% Game: 2-9 22.2%
FT % 1st Half: 10-17 58.8% 2nd half: 17-20 85.0% Game: 27-37 73.0%

Deadball
Rebounds
6.1

Georgia Tech 84 • 1-0

#	Player	Total		3-Ptr		Rebounds			PF	TP	A	TO	Blk	Stl	Min
		FG-FGA	FG-FGA	FT-FTA	FT-FTA	Off	Def	Tot							
10	Katarina Vuckovic	f	4-10	1-4	5-7	2	4	6	4	14	1	4	3	1	29
54	Roddreka Rogers	f	2-5	0-0	5-5	1	3	4	5	9	0	5	1	1	23
14	Simina Avram	c	3-6	0-0	3-4	4	3	7	5	9	0	3	3	1	18
02	Aaliyah Whiteside	g	6-11	2-6	8-12	3	5	8	3	22	3	3	0	0	36
05	Ciani Cryor	g	4-11	0-2	1-2	1	1	2	2	9	3	4	0	2	25
00	Imani Tiford		0-3	0-0	4-4	0	2	2	4	4	1	2	0	4	15
13	Erin Garner		0-0	0-0	0-0	0	0	0	1	0	0	0	0	0	1
15	Chelsee Guimaraes		1-2	0-0	0-0	4	1	5	5	2	0	4	1	0	12
20	Irene Gari		0-2	0-1	0-0	2	0	2	1	0	1	1	0	0	9
44	Martine Fortune		1-1	0-0	0-0	1	0	1	3	2	0	1	0	0	3
55	Antonia Peresson		3-9	3-8	4-5	1	3	4	1	13	3	1	0	3	29
	Team					4	4	8							
	Totals		24-64	6-21	30-39	23	26	49	34	84	12	28	8	12	200

FG % 1st Half: 15-42 35.7% 2nd half: 9-22 40.9% Game: 24-64 37.5%
3FG % 1st Half: 5-17 29.4% 2nd half: 1-4 25.0% Game: 6-21 28.6%
FT % 1st Half: 11-11 100.0% 2nd half: 19-28 67.9% Game: 30-39 76.9%

Deadball
Rebounds
5

Officials: Mark Hardcastle, Tiara Cruse, Kevin Sparrock
Technical fouls: Loyola Chicago-TEAM, Georgia Tech-None.
Attendance: 1156
Season Opener

Score by periods	1st	2nd	3rd	4th	Total
Loyola Chicago	16	14	19	28	77
Georgia Tech	21	25	20	18	84

2 Georgia Tech

St. Francis Brooklyn
Nov. 15, 2015 | McCamish Pavilion (Atlanta, Ga.)

89
51

Official Basketball Box Score -- Game Totals -- Final Statistics
St. Francis Brooklyn vs Georgia Tech
11/15/15 2:00 pm at Atlanta, Ga. (McCamish Pavilion)

St. Francis Brooklyn 51 • 0-1

#	Player	Total		3-Ptr		Rebounds			PF	TP	A TO Blk			Stl	Min
		FG-FGA	FG-FGA	FT-FTA	Off	Def	Tot	A			TO	Blk			
01	ARTHUR, Blair	-	1-1	1-1	0-0	0	0	0	1	3	1	3	0	0	13
11	IOZZIA, Rachel	-	2-6	2-4	0-0	0	2	2	1	6	1	6	0	0	21
12	FECHKO, Leah	-	6-15	1-4	3-4	1	2	3	3	16	4	2	1	3	34
32	DIRENZO, Dana	-	1-5	1-3	1-2	2	2	4	2	4	1	0	0	1	26
35	LEVEY, Olivia	-	2-4	0-0	2-2	1	3	4	1	6	0	2	0	1	20
03	WATSON, Taylor	-	0-1	0-1	0-0	0	0	0	0	0	0	0	0	0	5
04	ANDERSEN, Etta	-	0-2	0-1	0-0	0	0	0	2	0	3	3	0	0	14
05	PUND, Becky	-	0-1	0-1	0-0	0	0	0	0	0	1	1	0	0	8
23	PALARINO, Maria	-	4-4	3-3	0-0	0	1	1	3	11	0	0	0	0	15
24	PHIPPS, Kat	-	1-5	1-2	0-0	1	2	3	1	3	2	2	0	1	25
40	HICKMAN, Lorraine	-	0-0	0-0	0-0	0	1	1	1	0	0	0	0	0	4
30	WAGNER, Tori	-	1-4	0-0	0-0	0	2	2	1	2	0	2	1	1	15
	Team					1	3	4							
	Totals		18-48	9-20	6-8	6	18	24	16	51	13	22	2	7	200

FG % 1st Half: 10-26 38.5% 2nd half: 8-22 36.4% Game: 18-48 37.5%
3FG % 1st Half: 5-12 41.7% 2nd half: 4-8 50.0% Game: 9-20 45.0%
FT % 1st Half: 5-6 83.3% 2nd half: 1-2 50.0% Game: 6-8 75.0%

Deadball
Rebounds
1.1

Georgia Tech 89 • 2-0

#	Player	Total		3-Ptr		Rebounds			PF	TP	A			Blk	Stl	Min
		FG-FGA	FG-FGA	FT-FTA	Off	Def	Tot	A			T	O				
10	Katarina Vuckovic	f	6-11	2-5	0-0	1	6	7	1	14	5	3	1	0	30	
54	Roddreka Rogers	f	7-13	0-0	1-1	2	5	7	0	15	0	1	0	3	24	
14	Simina Avram	c	0-2	0-0	0-0	0	0	0	1	0	0	1	0	2	9	
02	Aaliyah Whiteside	g	8-13	2-4	3-5	2	2	4	0	21	1	2	0	3	29	
05	Ciani Cryor	g	5-9	1-3	0-0	3	0	3	2	11	2	1	0	1	23	
00	Imani Tiford		1-2	0-0	3-4	1	3	4	2	5	2	1	0	3	21	
13	Erin Garner		1-2	0-0	0-2	2	1	3	1	2	0	1	0	0	4	
15	Chelsee Guimaraes		2-4	0-0	0-0	3	3	6	1	4	1	2	0	0	11	
20	Irene Gari		4-5	1-1	0-0	0	0	0	2	9	1	1	2	1	20	
23	Dejoria Howard		1-1	1-1	0-0	0	0	0	0	3	0	0	0	0	5	
44	Martine Fortune		0-0	0-0	0-0	0	2	2	0	0	0	0	0	0	7	
55	Antonia Peresson		2-6	1-4	0-0	1	0	1	1	5	6	0	0	0	17	
Team						1	1	2								
Totals			37-68	8-18	7-12	16	23	39	11	89	18	13	3	13	200	

FG % 1st Half: 15-34 44.1% 2nd half: 22-34 64.7% Game: 37-68 54.4%
3FG % 1st Half: 4-9 44.4% 2nd half: 4-9 44.4% Game: 8-18 44.4%
FT % 1st Half: 0-2 0.0% 2nd half: 7-10 70.0% Game: 7-12 58.3%

Deadball
Rebounds
1.2

Officials: Wesley Dean, Norma Jones, Rashan Michel
Technical fouls: St. Francis Brooklyn-None, Georgia Tech-None.
Attendance: 854

Score by periods	1st	2nd	3rd	4th	Total
St. Francis Brooklyn	14	16	10	11	51
Georgia Tech	26	8	33	22	89

3 Georgia Tech

Southeastern Louisiana
Nov. 18, 2015 | McCamish Pavilion (Atlanta, Ga.)

102
49

Official Basketball Box Score -- Game Totals -- Final Statistics
Southeastern Louisiana vs Georgia Tech
11/18/15 7:00 pm ET at Atlanta, Ga. (McCamish Pavilion)

Southeastern Louisiana 49 • 0-3

#	Player	Total		3-Ptr		Rebounds			PF	TP	A TO Blk			Stl	Min
		FG-FGA	FG-FGA	FT-FTA	Off	Def	Tot	A			TO	Blk			
01	Underwood, Taylin	1-9	1-6	0-0	1	4	5	3	3	2	4	0	1	28	
03	Anderson, Peaches	2-6	2-6	1-2	1	3	4	2	7	2	5	0	1	25	
12	Hernandez, Erica	4-9	1-4	3-3	0	2	2	3	12	0	4	0	0	29	
22	Stewart, Chey	0-1	0-0	1-4	2	2	4	1	1	0	3	2	1	16	
42	Pool, Nanna	2-8	0-0	0-3	2	2	4	4	4	0	5	2	0	21	
00	DeLaune, Gabriella	0-2	0-1	6-8	0	5	5	4	6	0	1	0	1	15	
10	Stears, Baylie	0-1	0-1	0-0	0	2	2	1	0	0	0	1	0	10	
11	Felton, Kyle	1-2	0-0	0-0	1	0	1	5	2	2	2	0	0	9	
20	Fielder, Dani	2-4	0-0	1-3	2	3	2	2	5	0	1	0	1	14	
23	Scholvin, Jaclyn	0-3	0-0	1-2	1	0	1	2	1	2	3	0	1	15	
33	Warren, Bre	2-12	2-7	2-2	2	1	3	4	8	0	1	1	0	18	
Team					1	2	3								
Totals		14-57	6-25	15-27	11	25	36	31	49	8	29	6	6	200	

FG % 1st Half: 7-26 26.9% 2nd half: 7-31 22.6% Game: 14-57 24.6%
3FG % 1st Half: 3-11 27.3% 2nd half: 3-14 21.4% Game: 6-25 24.0%
FT % 1st Half: 7-13 53.8% 2nd half: 8-14 57.1% Game: 15-27 55.6%

Deadball
Rebounds
4

Georgia Tech 102 • 3-0

#	Player	Total		3-Ptr		Rebounds			PF	TP	A TO Blk			St
---	--------	-------	--	-------	--	----------	--	--	----	----	----------	--	--	----

2015-16 BOX SCORES

5 Georgia Tech

Alabama State

Nov. 24, 2015 | McCamish Pavilion (Atlanta, Ga.)

80
54

Official Basketball Box Score -- Game Totals -- Final Statistics
Alabama State vs Georgia Tech
11/24/15 5:00 p.m. at Atlanta, Ga. (McCamish Pavilion)

Alabama State 54 • 1-3

#	Player	Total		3-Ptr		Rebounds		PF	TP	A	T	Blk	Stl	Min
		FG-FA	FG-FA	FT-FTA	Off	Def	Total							
11	Smith, Shamyiah	2-7	0-1	3-4	0	1	1	3	7	1	6	0	1	29
13	Peoples, Jasmine	3-5	0-0	0-0	2	3	5	4	6	0	2	1	3	19
20	Spencer, Ashanti	1-7	0-1	0-0	1	3	4	5	2	0	2	0	0	14
22	Stephens, Kayla	3-7	0-0	3-4	0	2	2	2	9	4	6	0	0	34
24	Wright, Britney	1-10	1-4	0-0	2	5	7	2	3	2	0	0	3	22
02	Clark, Danielle	1-6	0-4	0-0	1	0	1	5	2	2	1	0	0	10
12	Russell, Raven	1-4	0-0	0-0	0	0	0	3	2	1	0	0	0	8
14	Jones, Elisiah	1-1	0-0	1-2	0	0	0	5	3	1	1	0	1	10
21	Tucker, Kayla	2-6	2-5	0-2	0	1	1	3	6	1	3	0	0	10
30	Mayo, Miracle	1-3	0-0	2-2	1	1	2	1	4	1	1	2	0	18
35	Clark, Zomorria	2-2	0-0	0-0	1	2	3	2	4	2	0	1	2	18
54	Calhoun, Tatyana	3-3	0-0	0-0	0	1	1	3	6	0	0	0	0	8
Team		3-15		3-15		3		4		7		4		
Totals		21-61	3-15	9-14	11	23	34	38	54	15	22	4	10	200
FG % 1st Half: 14-32		43.8%	2nd half: 7-29	24.1%	Game: 21-61		34.4%	Deadball Rebounds						
3FG % 1st Half: 2-5		40.0%	2nd half: 1-10	10.0%	Game: 3-15		20.0%							
FT % 1st Half: 5-6		83.3%	2nd half: 4-8	50.0%	Game: 9-14		64.3%							
		4												

Georgia Tech 80 • 4-1

#	Player	Total	3-Ptr	Rebounds			PF	TP	A	T	Blk	Stl	Min	
		FG-FGA	FT-FTA	Off	Def	Total								
02	Aaliyah Whiteside	5-12	0-3	13-16	2	6	8	0	23	4	3	0	5	36
05	Ciani Cryor	1-4	0-1	4-6	1	2	3	4	6	1	2	0	2	13
10	Katarina Vukovic	2-10	1-7	6-10	2	4	6	1	11	1	2	3	2	33
44	Martine Fortune	2-4	0-0	0-0	1	3	4	4	4	2	2	1	0	19
54	Rodreka Rogers	5-9	0-0	7-10	4	9	13	3	17	1	3	2	3	34
00	Imani Tilford	4-6	0-0	2-5	2	1	3	4	10	3	3	1	5	29
13	Erin Garner	0-0	0-0	1-2	1	0	1	1	1	0	0	0	0	5
14	Simina Avram	0-1	0-0	0-0	0	0	0	0	0	0	0	0	0	2
15	Chelsea Guimaraes	2-2	0-0	1-2	2	1	3	1	5	2	1	1	0	18
20	Irene Gari	0-2	0-0	0-0	0	0	0	1	0	0	1	0	0	5
23	Dejoria Howard	1-3	1-3	0-0	1	0	1	4	3	0	0	0	1	6
Team					1	3	4							
Totals		22-53	2-14	34-51	17	29	46	23	80	14	17	8	18	200
FG % 1st Half: 13-27		48.1%	2nd half: 9-26	34.6%	Game: 22-53	41.5%	Deadball Rebounds: 8.1							
3FG % 1st Half: 1-6		16.7%	2nd half: 1-8	12.5%	Game: 2-14	14.3%								
FT % 1st Half: 23-31		74.2%	2nd half: 11-20	55.0%	Game: 34-51	66.7%								

Officials: Shawn Goode, Joseph Vazally, Mark McClenney
Technical fouls: Alabama State-None, Georgia Tech-None.
Attendance: 473

Score by periods	1st	2nd	3rd	4th	Total
Alabama State	16	19	10	9	54
Georgia Tech	33	17	16	14	80

	In	Off	2nd	Fast	Bench
Points	28	7	11	0	27
ALSTW	28	7	11	0	27
GT	29	10	8	19	

Last FG - ALSTW 4th-00:07, GT 4th-00:16.
Largest lead - ALSTW None, GT by 28 4th-00:16.
ALSTW led for 00:00, GT led for 39:29. Game was tied for 00:31.

Score tied - 0 times.
Lead changed - 0 times.

7 Georgia Tech

High Point

Nov. 27, 2015 | Hard Rock Hotel (Riviera Maya, Mexico)

81
61

Official Basketball Box Score -- Game Totals -- Final Statistics
Georgia Tech vs High Point
11/27/15 6:30 pm at Hard Rock Hotel, Riviera Maya, Mexico

Georgia Tech 81 • 5-2

#	Player		Total	3-Ptr	Rebounds										
			FG-FGA	FT-FTA	Off	Def	TP	PF	TP	A	To	Blk	Stl	Min	
10	Katarina Vuckovic	f	4-9	0-3	0-0	3	3	6	2	8	2	1	1	2	28
44	Martine Fortune		2-2	0-0	0-0	2	2	4	5	4	0	1	2	0	15
54	Rodreka Rogers	i	5-9	0-0	1-2	1	2	3	3	11	3	1	0	3	24
02	Aaliyah Whiteside	g	5-12	0-4	11-11	3	4	7	1	21	4	2	0	1	32
05	Ciani Cryor	g	3-7	1-3	0-0	0	0	0	4	7	2	5	0	4	18
00	Imani Tilford		3-4	0-0	1-2	0	1	1	2	7	3	2	0	5	24
13	Erin Garner		0-1	0-0	0-2	1	1	2	2	0	0	0	0	0	3
15	Chelsea Guimaraes		1-2	0-0	0-0	3	2	5	2	2	0	3	0	1	11
20	Irene Gari		3-8	1-3	0-0	1	2	3	1	7	4	1	0	0	25
23	Dejoria Howard		1-3	1-3	0-0	0	0	0	3	0	0	0	0	0	4
55	Antonia Peresson		4-9	3-7	0-0	1	1	2	2	11	1	0	0	0	16
Team					2		3								
Totals			31-66	6-23	13-19	17	21	38	24	81	19	16	3	16	200
FG % 1st Half: 15-35			42.9%	2nd half: 16-31	51.6%	Game: 31-66	47.0%								
3FG % 1st Half: 2-13			15.4%	2nd half: 4-10	40.0%	Game: 6-23	26.1%								
FT % 1st Half: 10-14			71.4%	2nd half: 3-5	60.0%	Game: 13-19	68.4%								
			Deadball Rebounds 4.1												

High Point 61 • 1-6

#	Player	Total		3-Ptr		Rebounds		PF	TP	A	T	Blk	Stl	Min	
		FG	FGA	FT	FTA	Off	Def								
33	Allen, Aariel	1	0-2	0-0	0-0	0	1	1	4	0	0	1	0	18	
00	Hatfield, Haleigh	9	3-10	2-7	9-10	3	4	7	2	17	0	3	2	33	
01	Harris, Kat	9	2-2	2-2	4-4	1	3	4	3	10	5	7	0	1	35
03	Keys, Kaylah	6	6-13	0-6	2-3	2	2	4	1	14	2	7	0	1	25
10	Bockrath, Emma	9	5-8	2-4	0-2	1	2	3	4	12	2	5	0	2	31
04	Davis, Ambryia		0-2	0-1	0-0	0	0	0	0	0	0	0	0	0	7
11	McGlashan, Taylor		0-1	0-0	0-0	0	1	1	0	0	0	1	0	1	5
13	Chandler, Kyrie		0-1	0-1	0-0	0	0	0	0	0	0	3	0	0	3
14	Morgan, Shea		1-3	0-0	0-0	0	4	4	3	2	0	0	0	0	20
21	Edwards, Lindsey		2-4	0-0	0-0	0	0	0	2	4	0	1	0	0	17
24	Currie, Kennedy		1-1	0-0	0-0	0	0	0	1	2	0	0	0	0	6
Team			0		2										
Totals			20-47	6-21	15-19	7	19	26	20	61	9	28	2	5	200
FG % 1st Half: 11-26		42.3%	2nd half: 9-21	42.9%	Game: 20-47	42.6%									
3FG % 1st Half: 4-13		33.3%	2nd half: 2-9	22.2%	Game: 6-21	28.6%									
FT % 1st Half: 3-5		60.0%	2nd half: 12-14	85.7%	Game: 15-19	78.9%									
Deadball Rebounds		2,1													

Officials: Karen Preato, Jamilah Gregory, Natasha Harris
Technical fouls: Georgia Tech-None, High Point-None.
Attendance: 133

Score by periods	1st	2nd	3rd	4th	Total
Georgia Tech	21	21	14	25	81
High Point	8	21	11	21	61

	In	Off	2nd	Fast	Bench
Points	42	34	6	8	30
GT	42	34	6	8	30
HIGHPT	22	8	9	5	8

Last FG - GT 4th-03:20, HIGHPT 4th-03:07.
Largest lead - GT by 29 4th-03:20, HIGHPT by 1 1st-07:13.
GT led for 38:45, HIGHPT led for 01:07. Game was tied for 00:08.

Score tied - 0 times.
Lead changed - 4 times.

6 Northern Iowa

Georgia Tech

Nov. 26, 2015 | Hard Rock Hotel (Riviera Maya, Mexico)

61
58

Official Basketball Box Score -- Game Totals -- Final Statistics
Northern Iowa vs Georgia Tech
11/26/15 9:00 pm at Hard Rock Hotel, Riviera Maya, Mexico

Northern Iowa 61 • 3-1

#	Player	Total		3-Ptr		Rebounds		PF	TP
---	--------	-------	--	-------	--	----------	--	----	----

2015-16 BOX SCORES

9 Georgia Tech

USC Upstate

Dec. 5, 2015 | McCamish Pavilion (Atlanta, Ga.)

87
40

Official Basketball Box Score -- Game Totals -- Final Statistics
USC Upstate vs Georgia Tech
12/5/15 2:00 pm ET at Atlanta, Ga. (McCamish Pavilion)

USC Upstate 46 • 5-4

#	Player	Total		3-Ptr		Rebounds			PF	TP	A	TO	Blk	Stl	Min
		FG-FGA	FG-FGA	FT-FTA	FT-FTA	Off	Def	Tot							
34	STARLING, Brittany	c	4-10	0-0	5-9	1	3	4	2	13	3	0	1	2	22
03	HADDOCK, Travonda	g	2-6	0-2	0-0	0	2	2	1	4	2	0	0	1	23
11	CLENCY, Brittany	g	0-5	0-1	0-0	1	3	4	0	0	3	3	0	0	31
28	JEFFERSON, Raven	g	2-8	1-4	2-2	0	2	2	0	7	2	4	0	2	32
21	DICKERSON, Kristen	g	3-6	1-3	2-2	2	2	4	3	9	0	4	0	0	25
01	THORPE, Tamara	g	0-2	0-1	0-0	0	0	0	0	0	1	0	0	0	5
14	AGRUSA, Vanessa	g	0-2	0-1	0-0	0	0	0	0	0	1	0	0	0	6
15	RITTER, Coco	g	0-1	0-0	0-0	0	1	1	0	0	0	0	0	0	3
20	WENSLE, Bailey	g	1-1	1-1	0-0	0	1	1	0	3	1	3	0	1	18
23	SWAIN, DeNisha	g	0-1	0-0	0-0	0	0	0	0	0	1	2	0	0	9
24	DAVIS, A'Lexus	g	2-2	0-0	1-2	1	0	1	3	5	1	2	0	1	15
35	HADLER, Victoria	g	2-2	1-1	0-0	0	0	0	1	5	0	1	0	1	11
Team						0	4	4							
Totals			16-46	4-14	10-15	5	18	23	10	46	14	20	1	8	200

FG % 1st Half: 11-27 40.7% 2nd half: 5-19 26.3% Game: 16-46 34.8%
3FG % 1st Half: 4-9 44.4% 2nd half: 0-5 0.0% Game: 4-14 28.6%
FT % 1st Half: 0-1 0.0% 2nd half: 10-15 66.7% Game: 10-15 66.7%

Georgia Tech 87 • 6-3

#	Player	Total		3-Ptr		Rebounds			PF	TP	A	TO	Blk	Stl	Min
		FG-FGA	FG-FGA	FT-FTA	FT-FTA	Off	Def	Tot							
10	Katarina Vuckovic	f	4-8	2-5	0-0	1	6	7	4	10	3	1	0	2	23
54	Rodreka Rogers	f	8-9	0-0	3-5	2	7	9	2	19	2	0	0	0	28
00	Imani Tilford	g	1-3	0-0	0-0	1	0	1	1	2	4	0	0	2	25
02	Aaliyah Whiteside	g	5-12	1-4	4-4	2	9	11	2	15	6	2	0	0	28
20	Irene Gari	g	5-12	4-8	2-2	0	2	2	2	16	3	3	0	5	34
05	Ciani Cryor	g	5-10	2-3	0-0	1	2	3	2	12	4	2	0	1	24
13	Erin Garner	g	0-0	0-0	0-0	0	0	0	0	0	0	1	0	0	1
14	Simina Avram	g	0-1	0-0	0-0	1	0	1	0	0	0	1	0	0	3
15	Chelsea Guimaraes	g	0-2	0-0	1-2	4	2	6	0	1	0	2	0	0	9
44	Martine Fortune	g	0-0	0-0	0-0	0	0	0	0	4	0	0	0	0	5
55	Antonia Peresson	g	4-8	4-8	0-0	1	0	1	1	12	3	0	0	2	20
Team						3	0	3							
Totals			32-65	13-28	10-13	16	28	44	18	87	25	12	0	12	200

FG % 1st Half: 18-32 56.3% 2nd half: 14-33 42.4% Game: 32-65 49.2%
3FG % 1st Half: 7-13 53.8% 2nd half: 6-15 40.0% Game: 13-28 46.4%
FT % 1st Half: 5-7 71.4% 2nd half: 5-6 83.3% Game: 10-13 76.9%

Score by periods	1st	2nd	3rd	4th	Total
USC Upstate	18	8	11	9	46
Georgia Tech	28	20	24	15	87

Officials: Fatou Cissoko-Stephens, Roy Gubeyan, Mark Resch
Technical fouls: USC Upstate-None. Georgia Tech-None.
Attendance: 579

Points In Off 2nd Fast
UPST 18 12 3 2 13
GT 36 23 20 4 25

11 Georgia Tech

Prairie View A&M

Dec. 15, 2015 | McCamish Pavilion (Atlanta, Ga.)

96
48

Official Basketball Box Score -- Game Totals -- Final Statistics
Prairie View A&M vs Georgia Tech
12/15/15 6:00 pm ET at Atlanta, Ga. (McCamish Pavilion)

Prairie View A&M 48 • 4-2

#	Player	Total		3-Ptr		Rebounds			PF	TP	A	TO	Blk	Stl	Min
		FG-FGA	FG-FGA	FT-FTA	FT-FTA	Off	Def	Tot							
04	Jeronia Allen	f	0-3	0-0	0-0	1	1	2	3	0	0	2	0	0	26
22	Larissa Scott	f	1-7	0-0	0-0	2	3	5	3	10	0	4	1	5	40-
13	Lanikki McMillian	c	5-3	0-0	0-0	1	0	1	1	2	0	0	0	0	14
03	Alexus Parker	g	3-7	1-3	2-2	1	1	2	1	9	0	4	0	1	36
11	Lamaria Cole	g	4-10	0-1	1-3	0	1	1	4	9	1	4	1	2	23
00	Chelsey Rosier	g	0-1	0-1	0-0	0	0	0	0	0	1	0	0	1	7
00	Monique Abbs	g	2-5	1-3	4-4	0	0	0	0	9	0	3	0	0	15
24	Tori Carter	g	3-9	0-0	3-5	0	0	0	1	9	4	4	0	1	30
33	Ereyanna Magee	g	0-0	0-0	0-0	0	0	0	0	0	0	0	0	0	8
Team						1	3	4							
Totals			18-45	2-8	10-14	6	9	15	13	48	6	22	2	10	199

FG % 1st Half: 10-21 47.6% 2nd half: 8-24 33.3% Game: 18-45 40.0%
3FG % 1st Half: 2-4 50.0% 2nd half: 0-4 0.0% Game: 2-8 25.0%
FT % 1st Half: 7-11 63.6% 2nd half: 3-3 100.0% Game: 10-14 71.4%

Georgia Tech 96 • 8-3

#	Player		Total		3-Ptr		Rebounds			PF	TP	A	TO	Blk	Stl	Min
			FG-FGA	FG-FGA	FT-FTA	Off	Def	Tot								
10	Katarina Vuckovic	f	2-5	0-3	0-0	1	0	1	1	4	2	1	0	1	1	17
54	Rodreka Rogers	f	11-11	0-0	3-4	2	3	5	1	25	1	0	0	1	1	24
00	Imani Tilford	g	3-5	0-1	0-0	0	0	0	2	6	2	1	0	1	1	22
02	Aaliyah Whiteside	g	4-11	1-4	5-6	6	3	9	0	14	1	1	0	3	3	34
20	Irene Gari	g	4-6	1-2	4-4	4	1	5	0	13	4	2	0	3	2	22
05	Ciani Cryor		2-8	1-6	0-0	0	4	4	5	4	4	0	3	3	2	25
14	Simina Avram		1-1	0-0	2-2	1	0	1	0	4	1	0	1	0	1	5
15	Chelsea Guimaraes		1-6	0-0	0-0	2	5	7	1	2	1	0	0	1	1	15
23	Zaire O'Neill		2-4	0-0	0-0	0	1	1	2	4	1	3	1	0	1	7
23	Dejoria Howard		3-3	3-3	0-0	0	0	0	3	9	0	0	0	1	1	10
44	Martine Fortune		1-1	0-0	0-0	0	4	4	0	2	0	1	0	0	1	5
55	Antonia Peresson		3-5	2-4	0-0	1	1	2	1	8	1	1	0	1	1	14
Team						3	2	5								
Totals				37-66	8-23	14-16	20	24	44	15	96	28	14	2	15	200
FG % 1st Half: 19-36			52.8%	2nd half: 18-30	60.0%	Game: 37-66		56.1%								
3FG % 1st Half: 3-12			25.0%	2nd half: 5-11	45.5%	Game: 8-23		34.8%								
FT % 1st Half: 9-10			90.0%	2nd half: 5-6	83.3%	Game: 14-16		87.5%								
Deadball Rebound																

FG % 1st Half: 19-36 52.8% 2nd half: 18-30 60.0% Game: 37-66 56.1%
3FG % 1st Half: 3-12 25.0% 2nd half: 5-11 45.5% Game: 8-23 34.8%
FT % 1st Half: 9-10 90.0% 2nd half: 5-6 83.3% Game: 14-16 87.5%

Score by periods	1st	2nd	3rd	4th	Total
Prairie View A&M	10	19	11	8	48
Georgia Tech	17	33	21	25	96

Officials: Wesley Dean, Pualani Spurlock, Kevin Pethel
Technical fouls: Prairie View A&M-None. Georgia Tech-None.
Attendance: 553

Points In Off 2nd Fast
PVAM 20 11 6 4 18
GT 48 27 21 6 34

10 Georgia Tech

Samford

Dec. 14, 2015 | McCamish Pavilion (Atlanta, Ga.)

66
55

Official Basketball Box Score -- Game Totals -- Final Statistics
Samford vs Georgia Tech
12/13/15 2:00 pm ET at Atlanta, Ga. (McCamish Pavilion)

Samford 55 • 6-5

#	Player	Total		3-Ptr		Rebounds			PF	TP	A	TO	Blk	Stl	Min
		FG-FGA	FG-FGA	FT-FTA	FT-FTA	Off	Def	Tot							
03	Destiney Elliott	f	1-7	0-3	1-2	4	3	7	4	3	3	2	0	1	37
10	Taylor Reece	f	0-6	0-1	0-0	1	1	2	1	0	0	3	0	0	15
11	Amara Mayers	g	1-5	1-3	0-2	1	1	2	1	0	0	1	0	1	15
12	Krista Stricklin	g	6-8	3-4	1-2	0	3	3	4	16	1	0	0	1	35
13	Brittany Stevens	g	1-6	0-3	2-2	0	2	2	2	4	3	3	0	0	21
05	Kassidy Blevins	g	5-9	4-8	0-0	0	1	1	0	14	1	1	0	2	27
22	Ellen Riggins	g	4-6	0-0	4-4	1	4	5	3	12	5	3	1	2	28
31	Cassidy Williams	g	1-4	1-4	0-0	0	5	5	1	3	1	2	0	1	22
Team						2	0	2							
Totals			19-51	9-26	8-12	9	20	29	16	55	14	16	1	8	200

FG % 1st Half: 9-27 33.3% 2nd half: 10-24 41.7% Game: 19-51 37.3%
3FG % 1st Half: 3-11 27.3% 2nd half: 6-15 40.0% Game: 9-26 34.6%
FT % 1st Half: 3-6 50.0% 2nd half: 5-6 83.3% Game: 8-12 66.7%

Georgia Tech 66 • 7-3

#	Player		Total		3-Ptr		Rebounds			PF	TP	A	TO	Blk	Stl	Min
			FG-FGA	FG-FGA	FT-FTA	Off	Def	Tot								
10	Katarina Vuckovic	f	4-10	2-5	0-0	1	3	4	2	10	1	3	1	0	37	
54	Rodreka Rogers	f	5-6	0-0	0-0	0	1	1	4	10	2	3	1	3	23	
00	Imani Tilford	g	1-3	0-0	0-0	1	5	6	3	2	4	2	0	3	32	
02	Aaliyah Whiteside	g	7-12	0-1	9-9	2	8	10	1	23	3	2	0	2	39	
20	Irene Gari	g	2-8	0-2	0-0	0	2	2	1	4	1	1	0	2	32	
05	Ciani Cryor		1-2	0-1	3-4	0	1	1	1	5	3	1	0	0	11	
15	Chelsea Guimaraes		0-0	0-0	0-0	0	1	1	0	0	0	0	1	0	3	
21	Zaire O'Neil		2-3	0-0	2-2	0	0	0	2	6	1	1	0	1	8	
55	Antonia Peresson		2-4	2-4	0-0	0	2	2	1	6	0	1	0	0	15	
	Team					0	2	2				1				
	Totals		24-48	4-13	14-15	4	25	29	15	66	15	15	3	11	200	

2015-16 BOX SCORES

13

Georgia Tech

IUPUI

Dec. 20, 2015 | The Jungle

60
50

Official Basketball Box Score -- Game Totals -- Final Statistics

Georgia Tech vs IUPUI

12/20/15 2:00 PM at The Jungle

Georgia Tech 60 • 10-3

#	Player	Total		3-Ptr		Rebounds		PF	TP	A	TO	Blk	Stl	Min	
		FG-FGA	FG-FGA	FG-FGA	FG-FGA	Off	Def								
10	Katarina Vuckovic	f	1-4	0-1	0-0	2	0	2	1	2	1	5	0	2	30
54	Roddreka Rogers	f	8-10	0-0	4-7	2	9	11	2	20	1	5	1	3	36
00	Imani Tilford	g	1-2	0-0	1-2	0	0	0	3	3	0	3	0	1	26
02	Aaliyah Whiteside	g	11-20	0-1	6-7	0	6	6	1	28	1	1	0	0	31
20	Irene Gari	g	0-2	0-1	0-0	0	1	1	3	0	1	0	0	1	25
05	Ciani Cryor	g	0-3	0-1	0-0	1	2	3	2	0	1	2	0	3	15
14	Simina Avram	g	0-1	0-1	0-0	0	0	0	0	0	0	0	0	0	0
15	Chelsee Guimaraes	g	0-0	0-0	0-0	0	1	1	2	0	1	0	0	1	5
21	Zaire O'Neil	g	3-4	0-0	1-4	1	1	2	5	7	3	2	1	1	14
55	Antonia Peresson	g	0-1	0-1	0-0	0	0	0	0	0	1	0	0	1	10
Team															
Totals		24-47		0-6		12-20		6 21 27		19		10 19 2		12 200	
FG % 1st Half: 15-24		62.5%		2nd half: 9-23		39.1%		Game: 24-47		51.1%				Deadball Rebounds 4	
3FG % 1st Half: 0-3		0.0%		2nd half: 0-3		0.0%		Game: 0-6		0.0%					
FT % 1st Half: 3-6		50.0%		2nd half: 9-14		64.3%		Game: 12-20		60.0%					

IUPUI 50 • 8-4

#	Player		FG	FTA	3-PT	FG	FTA	Rebounds	Off	Def	Tot	PF	TP	A	TO	Blk	Stl	Min					
33	Akiah Sims	f	3-8	0-3	2-4	3	4	7	2	8	1	4	0	1	31								
33	Mikale Rogers	c	4-7	0-1	0-0	4	9	13	3	8	2	7	3	2	34								
14	Danielle Lawrence	g	4-10	1-6	1-4	0	1	1	2	10	3	5	0	2	24								
25	Shaquira Scott	g	3-6	0-1	2-6	2	1	3	2	8	0	1	0	1	29								
42	Sydney Hall	g	2-8	1-6	2-4	0	1	1	3	7	1	4	0	1	29								
03	Kelsi Byrd	g	1-4	1-2	0-0	0	1	1	0	3	1	0	0	0	20								
11	Sara Ross	g	0-1	0-0	0-0	0	0	0	2	0	2	1	0	0	5								
15	Martha Burse	g	0-3	0-1	0-0	1	2	3	2	0	1	0	0	0	11								
32	Jenna Gunn	g	2-2	0-0	2-2	2	0	2	4	6	0	0	0	0	17								
Team								0	1	1													
Totals			19-49		3-20		9-20		12		20		32		20		50		19	23	3	7	200
FG % 1st Half: 12-26		46.2%		2nd half: 7-23		30.4%		Game: 19-49		38.8%												Deadball Rebounds 8.1	
3FG % 1st Half: 1-6		12.5%		2nd half: 2-12		16.7%		Game: 3-20		15.0%													
FT % 1st Half: 7-16		43.8%		2nd half: 2-4		50.0%		Game: 9-20		45.0%													

Officials: Angie Enlund, Brad Maxey, Todd Moistner

Technical fouls: Georgia Tech-None. IUPUI-None.

Attendance: 377

GT #21 fouled out with 1:01 left in the 4th quarter.

Score by periods	1st	2nd	3rd	4th	Total
Georgia Tech	16	17	13	14	60
IUPUI	14	18	12	6	50

Last FG - GT 4th-01:25, IUPUI 4th-01:07.

Largest lead - GT by 10 4th-00:17, IUPUI by 4 1st-03:45.

GT led for 25:50, IUPUI led for 08:42, Game was tied for 05:28.

Score tied - 8 times.

Lead changed - 12 times.

14

#3/3 Notre Dame

Georgia Tech

Dec. 30, 2015 | McCamish Pavilion (Atlanta, Ga.)

85
76

Official Basketball Box Score -- Game Totals -- Final Statistics

Georgia Tech vs Notre Dame

12/30/15 7 p.m. at Notre Dame, Ind. (Purcell Pavilion)

Georgia Tech 76 • (10-4, 0-1)

#	Player	Total		3-Ptr		FT-FTA		Rebounds		PF	TP	A	TO	Blk	Stl	Min.	
		FG-FGA	FG-FGA	FG-FGA	FG-FGA	Off	Def	Off	Def								
10	Katarina Vuckovic	f	1-4	1-3	0-0	0	1	1	0	3	2	2	0	1	1	13	
54	Roddreka Rogers	f	7-10	0-0	3-5	4	1	5	3	17	1	0	0	1	1	34	
00	Imani Tilford	g	2-4	0-0	0-0	0	0	0	3	4	1	2	0	0	0	17	
02	Aaliyah Whiteside	g	4-13	2-3	7-8	2	7	9	2	17	2	2	0	1	1	38	
20	Irene Gari	g	3-8	1-3	0-0	1	1	2	3	7	0	0	1	0	1	31	
05	Ciani Cryor	g	8-12	3-6	0-0	0	0	0	4	19	3	3	0	4	22		
15	Chelsee Guimaraes	g	2-4	0-0	0-0	2	1	3	0	4	1	1	1	0	0	20	
21	Zaire O'Neil	g	2-5	0-0	1-2	1	3	4	2	5	2	1	1	1	1	13	
23	Dejoria Howard	g	0-0	0-0	0-0	0	0	0	0	0	0	0	0	0	0	1	
55	Antonia Peresson	g	0-0	0-0	0-0	0	1	1	2	0	0	1	0	1	1	11	
Team																	
Totals		29-60		7-15		11-15		12 18 30		19		76		12 14 3		10 200	
FG % 1st Half: 14-33		42.4%		2nd half: 15-27		55.6%		Game: 29-60		48.3%						Deadball Rebounds 3	
3FG % 1st Half: 2-7		28.6%		2nd half: 5-8		62.5%		Game: 7-15		46.7%							
FT % 1st Half: 2-4		50.0%		2nd half: 9-11		81.8%		Game: 11-15		73.3%							

Notre Dame 85 • (12-1, 1-0)

#	Player	Total		3-Ptr		FT-FTA		Rebounds		PF	TP	A	TO	Blk	Stl	Min
		FG-FGA	FG-FGA	FG-FGA	FG-FGA	Off	Def	Tot								
11	Brinnia Turner	f	6-9	0-0	8-9	2	2	4	3	20	1	1	2	0	32	
33	Kathryn Westfeld	f	3-7	0-0	2-2	1	4	5	1	8	4	1	0	0	35	
15	Lindsay Allen	g	2-3	0-1	3-4	1	0	1	2	7	6	3	0	0	19	
22	Madison Cable	g	7-12	5-9	0-0	3	0	3	2	19	3	2	0	3	35	
23	Michaela Mabrey	g	3-9	3-8	0-0	2	2	4	0	9	2	0	0	0	24	
02	Arkie Ogunsowale	g	4-10	1-4	2-2	2	1	3	3	11	1	1	0	1	24	
03	Marina Mabrey	g	4-7	2-4	1-1	1	3	4	1	11	2	4	0	1	16	
14	Mychal Johnson	g	0-0	0-0	0-0	0	0	0	0	0	0	1	0	0	2	
21	Kristina Nelson	g	0-1	0-0	0-0	0	3	3	0	0	0	0	0	0	5	
24	Hannah Huffman	g	0-0	0-0	0-0	0	0	0	0	2	0	0	1	0	2	
35	Diamond Thompson	g	0-0	0-0	0-0	0	0	0	0	0	0	0	0	0	0+	
Team																
Totals		29-58		11-26		16-18		12 20 32		14		85 19 16 2		7		200
FG % 1st Half: 13-30		43.3%		2nd half: 16-28		57.1%		Game: 29-58		50.0%						Deadball Rebounds 1
3FG % 1st Half: 6-14		42.9%		2nd half: 5-12		41.7%		Game: 11-26		42.3%						
FT % 1st Half: 10-11		90.9%		2nd half: 6-7		85.7%		Game: 16-18		88.9%						

Officials: Ed Sidlasky, Roy Gulbeyan, Jules Gallien

Technical fouls: Georgia Tech-None. Notre Dame-None.

Attendance: 9149

Score by periods	1st	2nd	
------------------	-----	-----	--

2015-16 BOX SCORES

17

#19/15 Florida State

Georgia Tech

Jan. 10, 2016 | Tucker Center (Tallahassee, Fla.)

75
69

Official Basketball Box Score -- Game Totals -- Final Statistics
Georgia Tech vs Florida State
01/10/16 4:00 pm at the Tucker Center - Tallahassee, Florida

Georgia Tech 69 • 10-7, 0-4 ACC

#	Player	Total			3-Ptr			Rebounds			PF	TP	A	TO	Blk	Stl	Min
		FG	FGA	FT	FTA	Off	Def	Off	Def	Total							
15	Chelsea Guimaraes	2-5	0-0	1-1	1	4	5	3	5	0	2	1	0	25			
54	Rodreka Rogers	2-5	0-0	0-0	2	1	3	2	4	0	2	0	1	11			
02	Aaliyah Whiteside	4-15	0-2	9-12	5	2	7	4	17	1	7	1	4	39			
05	Ciani Cryor	7-16	2-4	2-2	1	1	2	4	18	3	3	0	2	40			
20	Irene Gari	5-8	1-3	1-2	2	3	5	4	12	0	2	0	0	29			
00	Imani Tilford	1-3	0-0	0-0	1	0	1	3	2	0	0	0	0	3	15		
10	Katarina Vuckovic	0-4	0-1	0-0	0	3	3	2	0	0	0	0	0	1	9		
21	Zaire O'Neil	0-6	0-0	0-0	0	0	0	4	0	0	0	1	1	9			
23	Dejoria Howard	1-2	1-1	0-0	0	0	0	0	3	1	1	0	1	8			
55	Antonia Peresson	3-7	2-5	0-0	0	0	0	1	8	1	0	0	1	14			
Team						3	2	5									
Totals		25-71	6-16	13-17	15	16	31	27	69	6	17	3	13	200			

FG % 1st Half: 14-39 35.9% 2nd half: 11-32 34.4% Game: 25-71 35.2%
3FG % 1st Half: 3-7 42.9% 2nd half: 3-9 33.3% Game: 6-16 37.5%
FT % 1st Half: 5-8 62.5% 2nd half: 8-9 88.9% Game: 13-17 76.5%

Florida State 75 • 12-4, 2-1 ACC

#	Player	Total			3-Ptr			Rebounds			PF	TP	A	TO	Blk	Stl	Min
		FG	FGA	FT	FTA	Off	Def	Off	Def	Total							
23	Slaughter, Ivey	4-6	2-2	0-2	4	2	6	4	10	1	4	0	2	19			
02	Bulgak, Adut	5-13	1-4	3-5	3	8	11	5	14	0	5	3	0	28			
03	Bingley, Emiah	0-4	0-3	0-0	0	2	2	3	0	3	3	0	0	25			
10	Romero, Leticia	2-6	0-2	0-0	2	5	7	2	4	1	4	0	0	35			
12	Brown, Brittany	3-11	1-6	3-4	3	4	7	3	10	4	5	0	0	35			
11	Conde, Maria	0-3	0-2	1-4	2	1	3	0	1	3	1	1	1	12			
20	Thomas, Shakayla	14-20	0-0	4-7	8	6	14	3	32	0	6	0	2	31			
42	James, Kai	2-4	0-0	0-2	2	1	3	1	4	0	1	3	0	11			
Team						1	2	3									
Totals		30-67	4-19	11-24	25	31	56	21	75	12	29	7	5	200			

FG % 1st Half: 13-30 43.3% 2nd half: 17-37 45.9% Game: 30-67 44.8%
3FG % 1st Half: 2-9 22.2% 2nd half: 2-10 20.0% Game: 4-19 21.1%
FT % 1st Half: 9-19 47.4% 2nd half: 2-5 40.0% Game: 11-24 45.8%

Officials: Eric Brewton, Angelica Suffren, Daryl Humphrey
Technical fouls: Georgia Tech-None. Florida State-None.
Attendance: 3906
Fouled out for FSU: #2-Bulgak at 5:50 (2nd)

Score by periods	1st	2nd	3rd	4th	Total	Points	In	Off	2nd	Fast	Bench
Georgia Tech	17	19	23	10	69	26	30	14	2	8	13
Florida State	26	11	26	12	75	40	15	21	8	37	

Last FG - GT 4th-03:14, FS 4th-01:19
Largest lead - GT by 3 1st-09:20, FS by 17 2nd-06:49
GT led for 03:00, FS led for 35:35, Game was tied for 01:01.

Score tied - 1 time.
Lead changed - 3 times.

18

Georgia Tech

North Carolina

Jan. 14, 2016 | McCamish Pavilion (Atlanta, Ga.)

80
73

Official Basketball Box Score -- Game Totals -- Final Statistics
North Carolina vs Georgia Tech
1/14/16 7 p.m. at McCamish Pavilion (Atlanta, Ga.)

North Carolina 73 • 12-7, 2-2 ACC

#	Player	Total			3-Ptr			Rebounds			PF	TP	A	TO	Blk	Stl	Min
		FG	FGA	FT	FTA	Off	Def	Off	Def	Total							
30	Hillary Summers	4-8	0-0	3-4	2	2	4	4	11	2	3	1	0	27			
34	Xylina McDaniel	2-5	1-1	3-4	0	2	2	1	8	1	2	1	2	17			
05	Stephanie Watts	3-11	3-7	0-0	1	6	7	4	9	0	2	0	1	32			
10	Jamie Cherry	3-13	2-7	7-8	0	1	1	2	15	4	4	0	1	40			
24	Destinee Walker	4-10	1-3	3-4	3	2	5	3	12	4	1	0	1	35			
01	Rachel McGirt	0-1	0-0	2-2	1	0	1	0	2	0	0	0	1	2			
22	N'Dea Bryant	6-13	0-0	2-3	3	3	6	2	14	2	1	2	2	35			
31	Erika Johnson	1-3	0-0	0-0	1	3	4	5	2	1	1	0	0	12			
Team						2	3	5									
Totals		23-64	7-18	20-25	13	22	35	21	73	14	15	4	8	200			

FG % 1st Half: 10-28 35.7% 2nd half: 13-36 36.1% Game: 23-64 35.9%
3FG % 1st Half: 5-8 62.5% 2nd half: 2-10 20.0% Game: 7-18 38.9%
FT % 1st Half: 10-12 83.3% 2nd half: 10-13 76.9% Game: 20-25 80.0%

Georgia Tech 80 • 11-7, 1-4 ACC

#	Player	Total			3-Ptr			Rebounds			PF	TP	A	TO	Blk	Stl	Min
		FG	FGA	FT	FTA	Off	Def	Off	Def	Total							
02	Aaliyah Whiteside	9-17	0-2	9-9	1	7	8	2	27	2	1	1	0	37			
15	Chelsea Guimaraes	1-4	0-0	2-2	1	1	2	4	4	1	1	0	0	16			
54	Rodreka Rogers	4-7	0-0	3-4	4	5	9	3	11	2	1	2	1	26			
05	Ciani Cryor	2-11	1-6	0-0	0	2	2	0	5	5	5	0	1	21			
20	Irene Gari	3-7	1-2	4-6	3	4	7	1	11	1	2	1	2	39			
00	Imani Tilford	0-0	0-0	0-0	0	1	1	4	0	0	0	0	1	1			
10	Katarina Vuckovic	0-1	0-1	0-0	0	1	1	1	0	1	1	0	0	13			
21	Zaire O'Neil	6-10	0-0	2-2	1	2	3	5	14	1	2	0	0	10			
23	Dejoria Howard	0-1	0-1	0-0	0	0	0	0	0	0	1	0	0	1			
55	Antonia Peresson	2-6	2-6	2-2	1	2	3	1	8	2	1	0	1	26			
Team						3	2	5									
Totals		27-64	4-18	22-25	14	27	41	21	80	15	16	3	7	200			

FG % 1st Half: 12-33 36.4% 2nd half: 15-31 48.4% Game: 27-64 42.2%
3FG % 1st Half: 3-10 30.0% 2nd half: 1-8 12.5% Game: 4-18 22.2%
FT % 1st Half: 11-12 91.7% 2nd half: 11-13 84.6% Game: 22-25 88.0%

Officials: Edward Sidlasky, Bob Entlerline, Tara Cruse
Technical fouls: North Carolina-None. Georgia Tech-None.
Attendance: 917

Score by periods	1st	2nd	3rd	4th	Total	Points	In	Off	2nd	Fast	Bench
North Carolina	15	20	22	16	73	18	17	16	10	18	
Georgia Tech	24	14	18	24	80	40	22	16	6	22	

Last FG - NC 4th-02:25, GT 4th-01:29
Largest lead - NC by 5 4th-08:08, GT by 10 1st-06:27
NC led for 06:14, GT led for 32:51, Game was tied for 00:55.

Score tied - 3 times.
Lead changed - 4 times.

19

Virginia

Georgia Tech

Jan. 17, 2016 | McCamish Pavilion (Atlanta, Ga.)

78
67

Official Basketball Box Score -- Game Totals -- Final Statistics
Virginia vs Georgia Tech
1/17/16 2:00 pm ET at McCamish Pavilion (Atlanta, Ga.)

Virginia 78 • 13-6, 3-2

#	Player	Total			3-Ptr			Rebounds			PF	TP	A	TO	Blk	Stl	Min
		FG	FGA	FT	FTA	Off	Def	Off	Def	Total							
21	Lauren Moses	3-9	0-0	1-2	3	7	10	5	7	0	1	0	0	32			
44	Sydney Umeri	4-5	0-0	0-0	2	5	7	5	8	0	1	2	0	25			
01	Mikayla Venson	9-15	4-7	1-2	0	2	2	0	23	6	2	0	1	36			
12	Breyana Mason	10-14	0-1	1-1	0	4	4	1	21	4	2	1	2	37			
23	Aaliyah Whiteside	5-12	1-4	1-2	1	2	3	1	12	5	1	0	1	40			
02	Jae'Lisa Allen	0-3	0-0	0-0	3	0	3	0	0	0	1	0	0	4			
10	J'Kyra Brown	0-0	0-0	2-2	1	0	1	2	2	0	2	0	1	5			
32	Mone Jones	2-3	0-0	1-1	0	2	2	0	5	1	2	1	0	21			
Team						1	2	3									
Totals		33-61	5-12	7-10	11	24	35	14	78	16	13	4	5	200			

FG % 1st Half: 14-32 43.8% 2nd half: 19-29 65.5% Game: 33-61 54.1%
3FG % 1st Half: 3-8 37.5% 2nd half: 2-4 50.0% Game: 5-12 41.7%
FT % 1st Half: 3-4 75.0% 2nd half: 4-6 66.7% Game: 7-10 70.0%

Georgia Tech 67 • 11-8, 1-5

#	Player	Total			3-Ptr			Rebounds			PF	TP	A	TO	Blk	Stl	Min
		FG	FGA	FT	FTA	Off	Def	Total									
02	Aaliyah Whiteside	9-23	3-8	6-7	3	1	4	0	27	3	2	0	0	38			
15	Chelsea Guimaraes	3-4	0-0	2-2	4	3	7	3	8	0	2	1	0	19			
54	Rodreka Rogers	5-12	0-0	1-1	4	3	7	3	11	0	1	0	1	37			
05	Ciani Cryor	0-4	0-3	0-0	0	0	0	3	0	5	2	0	0	13			
20	Irene Gari	1-7	0-4	0-0	1	3	4	3	2	2	0	0	4	34			
00	Imani Tilford	0-1	0-0	0-0	0	0	0	0	0	0	0	0	0	1			
10	Katarina Vuckovic	0-0	0-0	0-0	0	0	0	0	0	1	0	0	0	4			
21	Zaire O'Neil	3-4	0-0	1-2	1	4	5	3	7	2	3	1	0	18			
23	Dejoria Howard	1-3	1-2	0-0	1	0	1	0	3	0	0	0	0	6			
55	Antonia Peresson	3-12	3-11	0-0	0	2	2	2	9	2	1	0	3	30			
	Team				6	0	6										
Totals		25-70	7-28	10-12	20	16	36	17	67	15	11	2	8	200			

2015-16 BOX SCORES

21

#3/3 Notre Dame

Georgia Tech
Jan. 28, 2016 | McCamish Pavilion (Atlanta, Ga.)

54

42

Official Basketball Box Score -- Game Totals -- Final Statistics
Notre Dame vs Georgia Tech
1/28/16 7:02 pm ET at McCamish Pavilion (Atlanta, Ga.)

Notre Dame 54 • 20-1, 8-0

#	Player	Total		3-Ptr		Rebounds			PF	TP	A	TO	Blk	Stl	Min
		FG-FGA	FG-FGA	FT-FTA	FT-FTA	Off	Def	Total							
11	Brianna Turner	f	7-12	0-0	1-4	2	5	7	4	15	1	6	5	0	32
33	Kathryn Westbeld	f	2-5	0-1	0-0	2	4	6	3	4	2	2	0	1	23
15	Lindsay Allen	g	6-9	0-1	2-6	1	4	5	3	14	4	3	0	2	34
22	Madison Cable	g	1-6	0-3	1-2	0	10	10	3	3	0	2	0	3	32
23	Michaela Mabrey	g	2-7	2-7	0-0	0	3	3	1	6	6	0	0	0	28
02	Arike Ogunbowale	g	0-7	0-1	2-4	0	1	1	1	2	0	0	0	0	13
03	Marina Mabrey	g	1-5	0-3	0-2	0	4	4	2	2	0	1	0	1	14
14	Mychal Johnson	g	0-0	0-0	0-0	0	0	0	0	0	0	0	0	0	3
21	Kristina Nelson	g	0-1	0-0	0-0	0	1	1	3	0	0	0	1	1	10
24	Hannah Huffman	g	2-2	0-0	4-6	1	3	4	2	8	1	0	0	1	11
Team						1	1	2							
Totals			21-54	2-16	10-24	7	36	43	22	54	14	14	6	9	200

FG % 1st Half: 11-30 36.7% 2nd half: 10-24 41.7% Game: 21-54 38.9%
3FG % 1st Half: 1-9 11.1% 2nd half: 1-7 14.3% Game: 2-16 12.5%
FT % 1st Half: 3-10 30.0% 2nd half: 7-14 50.0% Game: 10-24 41.7%

Georgia Tech 42 • 12-9, 2-6

#	Player	Total		3-Ptr		Rebounds			PF	TP	A	TO	Blk	Stl	Min
		FG-FGA	FG-FGA	FT-FTA	FT-FTA	Off	Def	Total							
02	Aaliyah Whiteside	f	3-14	0-3	6-6	1	7	8	1	12	1	1	0	0	36
15	Chelsea Guimaraes	f	2-5	0-0	0-1	1	0	1	1	4	1	2	1	0	19
54	Rodreka Rogers	f	0-4	0-0	1-2	1	2	3	0	1	0	1	0	1	20
20	Irene Gari	g	1-4	0-2	3-4	1	5	6	3	5	1	1	0	0	19
55	Antonia Peresson	g	1-4	1-4	0-0	0	1	1	3	3	0	4	0	1	24
00	Imani Tifford	g	1-3	0-0	2-3	0	0	0	3	4	1	0	0	0	17
05	Ciani Cryor	g	0-1	0-1	0-0	0	0	0	0	0	0	1	0	0	3
10	Katarina Vuckovic	g	1-8	1-3	0-0	1	8	9	4	3	2	2	1	1	29
14	Simina Avram	g	2-3	0-0	2-2	1	0	1	1	6	0	1	0	0	17
21	Zaire O'Neil	g	2-12	0-0	0-0	2	1	3	5	4	3	2	0	1	15
23	Dejoria Howard	g	0-0	0-0	0-0	0	1	1	2	0	0	0	0	0	1
Team						3	0	3							
Totals			13-58	2-13	14-18	11	25	36	23	42	9	15	2	4	200

FG % 1st Half: 7-29 24.1% 2nd half: 6-29 20.7% Game: 13-58 22.4%
3FG % 1st Half: 1-6 16.7% 2nd half: 1-7 14.3% Game: 2-13 15.4%
FT % 1st Half: 5-6 83.3% 2nd half: 9-12 75.0% Game: 14-18 77.8%

Officials: Luis Gonzalez, Tom Danaher, Kevin Dillard
Technical fouls: Notre Dame-None, Georgia Tech-None.
Attendance: 1908

Score by periods	1st	2nd	3rd	4th	Total
Notre Dame	15	11	12	16	54
Georgia Tech	10	10	14	8	42

Last FG - ND 4th-02:46, GT 4th-02:59.
Largest lead - ND by 12 4th-00:11, GT by 1 1st-07:11.
ND led for 37:55, GT led for 00:39. Game was tied for 01:26.

Score tied - 1 time.
Lead changed - 7 times.

22

Georgia Tech

Boston College
Jan. 31, 2016 | McCamish Pavilion (Atlanta, Ga.)

62

56

Official Basketball Box Score -- Game Totals -- Final Statistics
Boston College vs Georgia Tech
1/31/16 3:02 pm ET at McCamish Pavilion (Atlanta, Ga.)

Boston College 56 • 13-8, 1-7

#	Player	Total		3-Ptr		Rebounds			PF	TP	A	TO	Blk	Stl	Min
		FG-FGA	FG-FGA	FT-FTA	FT-FTA	Off	Def	Total							
13	Alexa Coulombe	f	3-5	0-0	0-0	2	5	7	2	6	3	2	2	0	33
23	Kelly Hughes	f	4-10	3-9	1-2	0	6	6	0	12	0	2	0	2	33
34	Mariella Fasoula	c	11-16	0-0	1-2	1	5	6	3	23	1	4	0	0	32
11	Nicole Boudreau	g	1-4	1-4	2-2	0	1	1	4	5	3	6	0	0	25
21	Martina Mosetti	g	2-4	0-0	0-0	0	3	3	5	4	3	3	1	1	32
01	Stephanie Jones	g	0-0	0-0	0-0	0	1	1	1	0	3	1	1	0	7
10	Ella Awobajo	g	0-0	0-0	0-0	0	1	1	0	0	0	0	0	0	1
14	Kailey Edwards	g	1-3	0-0	2-2	0	1	1	3	4	1	0	0	0	23
22	Emilee Daley	g	1-2	0-0	0-0	0	1	1	3	2	1	0	0	0	6
42	Katie Quandt	g	0-2	0-0	0-0	0	0	0	1	0	1	0	0	0	8
Team						0	0	0							
Totals			23-46	4-13	6-8	3	24	27	22	56	16	18	4	4	200

FG % 1st Half: 12-25 48.0% 2nd half: 11-21 52.4% Game: 23-46 50.0%
3FG % 1st Half: 2-5 40.0% 2nd half: 2-8 25.0% Game: 4-13 30.8%
FT % 1st Half: 3-4 75.0% 2nd half: 3-4 75.0% Game: 6-8 75.0%

Georgia Tech 62 • 13-9, 3-6

#	Player	Total		3-Ptr		Rebounds			PF	TP	A	TO	Blk	Stl	Min
		FG-FGA	FG-FGA	FT-FTA	FT-FTA	Off	Def	Total							
02	Aaliyah Whiteside	f	6-20	0-0	5-6	0	4	4	2	17	0	2	0	4	38
15	Chelsea Guimaraes	f	1-3	0-0	0-0	1	3	4	0	2	0	2	0	0	9
54	Rodreka Rogers	f	2-2	0-0	1-4	4	2	6	3	5	2	2	1	1	25
00	Imani Tifford	g	1-3	0-0	0-0	1	1	2	2	2	4	1	0	1	36
20	Irene Gari	g	2-8	1-3	2-2	1	1	2	2	7	2	1	0	1	33
10	Katarina Vuckovic	g	6-13	4-7	2-2	4	6	10	1	18	2	2	0	0	34
14	Simina Avram	g	0-0	0-0	0-0	0	0	0	0	0	0	0	0	0	3
21	Zaire O'Neil	g	1-4	0-0	3-6	3	2	5	4	5	0	3	0	0	13
23	Dejoria Howard	g	0-1	0-0	0-0	0	0	0	1	0	0	0	0	0	1
55	Antonia Peresson	g	1-3	1-2	3-5	1	0	1	0	6	1	0	0	0	8
Team						2	1	3							
Totals			20-57	6-12	16-25	17	20	37	15	62	11	13	1	9	200

FG % 1st Half: 11-30 36.7% 2nd half: 9-27 33.3% Game: 20-57 35.1%
3FG % 1st Half: 2-3 66.7% 2nd half: 4-9 44.4% Game: 6-12 50.0%
FT % 1st Half: 4-8 50.0% 2nd half: 12-17 70.6% Game: 16-25 64.0%

Officials: Eric Brewton, Carla Fountain, Ron Ledington
Technical fouls: Boston College-None, Georgia Tech-None.
Attendance: 1003
Whiteside (GT): Sets new school record for career free-throws made

Score by periods	1st	2nd	3rd	4th	Total
Boston College	13	16	15	12	56
Georgia Tech	12	16	19	15	62

Last FG - BC 4th-01:15, GT 4th-03:10.
Largest lead - BC by 9 2nd-01:00, GT by 6 4th-08:11.
BC led for 20:42, GT led for 14:44. Game was tied for 04:34.

Score tied - 9 times.
Lead changed - 10 times.

23

Georgia Tech

Virginia Tech
Feb. 4, 2016 | Cassell Coliseum (Blacksburg, Va.)

51

34

Official Basketball Box Score -- Game Totals -- Final Statistics
Georgia Tech vs Virginia Tech
02/04/16 7:00 PM at Cassell Coliseum, Blacksburg, Va.

Georgia Tech 51 • 14-9, 4-6

#	Player	Total		3-Ptr		Rebounds			PF	TP	A	TO	Blk	Stl	Min
		FG-FGA	FG-FGA	FT-FTA	FT-FTA	Off	Def	Total							
10	Katarina Vuckovic	f	5-14	3-7	2-3	0	1	1	1	15	0	3	0	2	38
15	Chelsea Guimaraes	f	2-2	0-0	0-0	2	5	7	1	4	0	3	0	0	26
54	Rodreka Rogers	f	3-5	0-0	2-3	3	6	9	1	8	0	2	0	0	29
00	Imani Tifford	g	2-4	0-0	2-2	3	1	4	3	6	1	2	0	3	34
02	Aaliyah Whiteside	g	5-14	0-0	3-3	1	2	3	0	13	2	1	1	2	37
05	Ciani Cryor	g	0-4	0-2	0-0	1	1	2	1	0	1	0	0	0	9
10	Simina Avram	g	0-0	0-0	0-0	0	0	0	3	0	0	1	0	0	2
21	Zaire O'Neil	g	2-7	0-0	1-4	3	3	6	0	5	0	3	0	2	17
23	Dejoria Howard	g	0-1	0-0	0-0	0	0	0	0	0	0	0	0	0	1
44	Martine Fortune	g	0-0	0-0	0-0	0	0	0	0	0	0	0	0	0	1
55	Antonia Peresson	g	0-0	0-0	0-0	0	0	0	0	0	1	0	0	0	6
Team						1	3	4							
Totals			19-51	3-9	10-15	14	22	36	10	51	5	15	1	9	200

FG % 1st Half: 8-25 32.0% 2nd half: 11-26 42.3% Game: 19-51 37.3%
3FG % 1st Half: 1-5 20.0% 2nd half: 2-4 50.0% Game: 3-9 33.3%
FT % 1st Half: 3-6 50.0% 2nd half: 7-9 77.8% Game: 10-15 66.7%

Virginia Tech 34 • 14-8, 2-7

#	Player		Total		3-Ptr		Rebounds			PF	TP	A	TO	Blk	Stl	Min
			FG-FGA	FG-FGA	FT-FTA	Off	Def	Total								
04	Hannah Young	f	2-6	1-4	0-0	0	1	1	0	5	1	1	0	0	31	
11	Regan Magarity	f	1-2	0-1	2-2	3	3	6	1	4	1	3	0	0	18	
40	Dominique Powell	f	1-3	0-0	0-0	1	2	3	2	0	0	0	1	1	17	
05	Vanessa Panousis	f	3-13	2-7	0-0	0	2	2	0	8	0	2	0	0	29	
12	Chanette Hicks	g	0-7	0-1	2-2	0	1	1	2	2	3	4	0	1	30	
02	Sidney Cook		4-11	1-4	0-0	1	3	4	2	9	1	3	1	0	28	
23	Rachel Camp		0-3	0-1	0-0	1	0	1	1	0	0	1	0	1	10	
24	Tajiah Campbell		2-3	0-0	0-0	4	4	8	4	4	0	3	1	0	21	
25	Samantha Hill		0-3	0-1	0-0	0	1	1	1	0	0	1	0	1	15	
	Team					3	2	5								
Totals			13-51	4-19	4-4	13	19	32	14	34	6	18	3	4	200	

2015-16 BOX SCORES

25

#19/17 Miami

Georgia Tech

Feb. 11, 2016 | McCamish Pavilion (Atlanta, Ga.)

58

55

Official Basketball Box Score -- Game Totals -- Final Statistics
Miami vs Georgia Tech
2/11/16 7:00 pm ET at McCamish Pavilion (Atlanta, Ga.)

Miami 58 • 21-4, 9-3

#	Player		Total			3-Ptr			Rebounds			PF	TP	A	TO	Blk	Stl	Min	
			FG	FGA	FT	FTA	Off	Def	Tot										
20	Keyona Hayes	f	6-9	1-1	3-4	1	4	5	2	16	1	2	0	2	32				
30	Erykah Davenport	f	5-7	0-0	2-4	0	4	4	3	12	0	1	2	0	23				
03	Jessica Thomas	g	4-9	1-5	1-4	0	4	4	2	10	3	1	0	0	34				
10	Michelle Woods	g	0-2	0-0	0-0	0	1	1	4	0	2	2	0	2	18				
23	Adrienne Motley	g	4-11	2-5	3-4	0	4	4	4	13	1	0	0	2	38				
00	Keyanna Harris		1-1	0-0	0-0	0	1	1	2	2	1	0	0	0	9				
01	Laura Cornelius		1-5	1-4	0-0	1	0	1	0	3	2	2	1	0	22				
21	Emese Hof		1-5	0-0	0-0	1	2	3	0	2	1	0	2	0	18				
25	Khalia Prather		0-0	0-0	0-0	0	2	2	2	0	0	2	0	0	6				
Team						3	2	5		2									
Totals				22-49	5-15	9-16	6	24	30	19	58	11	12	5	6	200			
FG % 1st Half: 13-27			48.1%	2nd half: 9-22	40.9%	Game: 22-49	44.9%												Deadball Rebounds 1.1
3FG % 1st Half: 3-9			33.3%	2nd half: 2-6	33.3%	Game: 5-15	33.3%												
FT % 1st Half: 2-4			50.0%	2nd half: 7-12	58.3%	Game: 9-16	56.3%												

Georgia Tech 55 • 14-11, 4-8

#	Player		Total			3-Ptr		Rebounds			PF	TP	A	TO	Blk	Stl	Min
			FG	FGA	FT	FTA	Off	Def	Tot								
10	Katarina Vuckovic	f	1-10	0-4	0-0	4	1	5	0	2	1	3	0	0	33		
54	Rodreka Rogers	f	7-13	0-0	1-2	5	9	14	4	15	1	1	0	1	37		
00	Imani Tilford	g	1-5	0-0	2-6	1	2	3	3	4	2	4	2	1	27		
02	Aaliyah Whiteside	g	5-13	1-1	9-9	3	7	10	1	20	1	2	0	2	38		
55	Antonia Peresson	g	2-8	1-7	0-0	0	1	1	2	5	0	1	0	0	22		
05	Ciani Cryor	g	2-8	2-3	0-0	3	1	4	4	6	4	2	0	1	21		
14	Simina Avram		0-1	0-0	1-2	3	0	3	2	1	0	1	0	0	9		
15	Chelsea Guimaraes		0-0	0-0	0-0	0	1	1	0	0	0	0	0	0	2		
21	Zaire O'Neil		1-5	0-0	0-2	0	1	1	1	2	1	0	0	0	11		
Team						2	2	4									
Totals				19-63	4-15	13-21	21	25	46	17	55	10	14	2	5	200	
FG % 1st Half:			8-32	25.0%	2nd half:	11-31	35.5%	Game:	19-63	30.2%							
3FG % 1st Half:			3-9	33.3%	2nd half:	1-6	16.7%	Game:	4-15	26.7%							
FT % 1st Half:			4-8	50.0%	2nd half:	9-13	69.2%	Game:	13-21	61.9%							
																	Deadball Rebounds 6.2

Officials: Dee Kantner, Jules Gallien, Angelica Suffren
Technical fouls: Miami-None, Georgia Tech-None.
Attendance: 975

Score by periods	1st	2nd	3rd	4th	Total
Miami	14	17	14	13	58
Georgia Tech	11	12	20	12	55

Last FG - UM 4th-01:28, GT 4th-00:20.
Largest lead - UM by 10 2nd-01:47, GT by 1 2nd-07:16.
UM led for 34:16, GT led for 00:47. Game was tied for 04:57.

Score tied - 4 times.
Lead changed - 4 times.

26

Georgia Tech

Clemson

Feb. 14, 2016 | McCamish Pavilion (Atlanta, Ga.)

77

48

Official Basketball Box Score -- Game Totals -- Final Statistics
Clemson vs Georgia Tech
2/14/16 2:00 pm ET at McCamish Pavilion (Atlanta, Ga.)

Clemson 48 • 4-21, 0-12

#	Player		Total			3-Ptr			Rebounds			PF	TP	A	TO	Blk	Stl	Min
			FG	FGA	FT	FTA	Off	Def	Tot									
00	Perry,Nelly	f	2-9	0-3	3-8	0	2	2	4	7	4	1	0	0	33			
20	Diarra,Sirah	f	2-5	0-0	2-4	1	1	2	2	6	0	0	0	1	21			
03	Cardaci,Victoria	g	3-7	3-6	0-0	1	4	5	4	9	0	1	0	0	31			
05	Edwards,Danielle	g	2-10	0-2	3-4	1	1	2	1	7	3	3	0	2	32			
12	Collier,Aliyah	g	2-4	0-0	1-2	3	2	5	5	5	1	4	0	0	17			
11	Lefft,Gadsen		0-0	0-0	0-0	0	0	0	0	0	0	0	0	0	3			
14	Mosley,Paige		0-3	0-1	0-0	0	1	1	3	0	1	2	0	1	26			
21	Johnson,Makayla		5-8	0-0	2-2	3	3	6	3	12	0	0	1	2	19			
33	Carter,Alexis		0-0	0-0	2-4	0	0	0	0	2	1	2	0	0	18			
Team						2	1	3										
Totals				16-46	3-12	13-24	11	15	26	22	48	10	13	1	6	200		
FG % 1st Half:			10-21	47.6%	2nd half:	6-25	24.0%	Game:	16-46	34.8%								
3FG % 1st Half:			2-4	50.0%	2nd half:	1-8	12.5%	Game:	3-12	25.0%								
FT % 1st Half:			7-10	70.0%	2nd half:	6-14	42.9%	Game:	13-24	54.2%								
Deadball Rebounds 7																		

Georgia Tech 77 • 15-11, 5-8

#	Player	Total			3-Ptr		Rebounds			PF	TP	A	TO	Blk	Stl	Min	
		FG	FGA	FT	FTA	Off	Def	Tot									
02	Aaliyah Whiteside	f	4-13	0-1	5-6	4	3	7	1	13	5	3	1	1	33		
10	Katarina Vuckovic	f	3-9	2-6	4-4	5	3	8	4	12	1	0	0	1	28		
54	Rodreka Rogers	f	4-9	0-0	2-2	2	5	7	4	10	0	4	0	1	27		
00	Imani Tilford	g	1-2	0-0	4-4	1	1	2	4	6	0	1	0	1	14		
55	Antonia Peresson	g	4-6	4-6	0-0	0	1	1	2	12	1	0	0	0	30		
05	Ciani Cryor	g	3-7	2-4	0-0	0	2	2	2	8	6	3	0	4	25		
14	Simina Avram		1-1	0-0	0-1	0	0	0	1	2	0	0	0	0	2		
15	Chelsea Guimaraes		0-2	0-0	0-0	0	0	0	0	0	0	0	0	0	7		
21	Zaire O'Neil		3-5	0-0	6-6	2	1	3	3	12	3	3	2	2	19		
23	Dejoria Howard		0-0	0-0	0-0	0	1	1	1	0	0	0	0	0	5		
44	Martine Fortune		1-2	0-0	0-0	3	1	4	1	2	1	0	0	0	10		
Team						2	5	7									
Totals			24-56	8-17	21-23	19	23	42	23	77	17	14	3	10	200		
FG % 1st Half: 13-29		44.8%	2nd half: 11-27	40.7%	Game: 24-56	42.9%											Deadball
3FG % 1st Half: 3-9		33.3%	2nd half: 5-8	62.5%	Game: 8-17	47.1%											Rebounds
FT % 1st Half: 13-13		100.0%	2nd half: 8-10	80.0%	Game: 21-23	91.3%											

Officials: Daryl Humphrey, Mark McElmney, Jeffrey Smith
Technical fouls: Clemson-None, Georgia Tech-None.
Attendance: 1012

Score by periods	1st	2nd	3rd	4th	Total
Clemson	14	15	11	8	48
Georgia Tech	21	21	17	18	77

Last FG - CU 4th-02:40, GT 4th-00:15.
Largest lead - CU None, GT by 29 4th-00:15.
CU led for 00:00, GT led for 37:14. Game was tied for 02:46.

Score tied - 2 times.
Lead changed - 0 times.

27

Georgia Tech

Duke

Feb. 21, 2016 | Cameron Indoor (Durham, N.C.)

64

59

Official Basketball Box Score -- Game Totals -- Final Statistics
Georgia Tech vs Duke
2-21-16 2:00 PM at Durham, N.C. (Cameron Indoor Stadium)

Georgia Tech 64 • 16-11 (6-8 ACC)

#	Player		Total		3-Ptr		Rebounds				PF	TP	A	TO	Blk	Stl	Min
			FG-FGA	FT-FTA	Off	Def	Off	Def	Total								
02	Aaliyah Whiteside	f	3-14	0-0	2-4	8	2	10	1	8	1	3	0	1		26	
10	Katarina Vuckovic	f	5-15	2-5	0-0	2	4	6	1	12	3	3	0	5	40		
54	Roddreka Rogers	f	2-11	0-0	7-8	7	4	11	2	11	0	1	0	0		31	
00	Imani Tilford	g	1-6	0-0	0-0	0	2	2	3	2	0	1	0	1		31	
55	Antonia Peersson	g	6-14	6-13	2-2	2	3	5	2	20	0	1	0	1		38	
05	Ciani Cryor		1-2	1-2	0-0	0	0	0	1	3	2	0	0	0		10	
20	Irene Gari		0-2	0-2	0-0	0	0	0	0	0	0	1	0	0		4	
23	Zaire O'Neil		3-7	0-0	2-2	3	0	3	5	8	4	1	1	2		20	
21	Dejoria Howard		0-0	0-0	0-0	0	0	0	0	0	0	0	0	0		0+	
44	Martine Fortune		0-0	0-0	0-0	0	0	0	0	0	0	0	0	0		0+	
Team						2	6	8									
Totals			21-71	9-22	13-16	24	21	45	15	64	10	11	1	10		200	
FG % 1st Half: 11-36			30.6%	2nd half: 10-35	28.6%	Game: 21-71	29.6%										Deadball Rebounds 2
3FG % 1st Half: 5-13			38.5%	2nd half: 4-9	44.4%	Game: 9-22	40.9%										
FT % 1st Half: 2-2			100.0%	2nd half: 11-14	78.6%	Game: 13-16	81.3%										

2015-16 BOX SCORES

29 Georgia Tech

Wake Forest

Feb. 28, 2016 | McCamish Pavilion (Atlanta, Ga.)

66
51

Official Basketball Box Score -- Game Totals -- Final Statistics
Wake Forest vs Georgia Tech
2/28/16 2:00 pm ET at McCamish Pavilion (Atlanta, Ga.)

Wake Forest 51 • 15-14, 6-10

#	Player	Total		3-Ptr		Rebounds		PF	TP	A	TO	Blk	Stl	Min
		FG-FGA	FG-FGA	FT-FTA	FT-FTA	Off	Def							
32	Milan Quinn	f	6-11	0-0	0-1	4	4	8	3	12	0	2	1	31
41	Elisa Penna	f	4-14	1-4	2-2	0	7	7	3	11	2	0	0	37
02	Amber Campbell	g	3-9	1-1	2-4	1	5	6	2	9	3	6	0	37
03	Atajiah Taylor	g	1-2	0-0	1-2	0	0	0	4	3	2	5	0	17
25	Ariel Stephenson	g	1-11	0-4	4-6	1	2	3	1	6	1	2	0	34
01	Destini Walker	g	0-2	0-1	0-0	0	2	2	0	0	0	1	0	10
21	Keyonna Allen	g	2-4	0-0	3-4	2	2	4	1	7	2	1	2	23
23	Amber Long	g	0-0	0-0	0-0	0	0	0	0	0	0	0	0	2
42	Kandice Ball	g	1-1	0-0	1-2	0	3	3	3	3	1	1	2	9
Team						4	1	5						
Totals			18-54	2-10	13-21	12	26	38	17	51	11	18	5	200

FG % 1st Half: 11-32 34.4% 2nd half: 7-22 31.8% Game: 18-54 33.3%
3FG % 1st Half: 1-6 16.7% 2nd half: 1-4 25.0% Game: 2-10 20.0%
FT % 1st Half: 4-6 66.7% 2nd half: 9-15 60.0% Game: 13-21 61.9%

Georgia Tech 66 • 18-11, 8-8

#	Player	Total		3-Ptr		Rebounds		PF	TP	A	TO	Blk	Stl	Min
		FG-FGA	FG-FGA	FT-FTA	FT-FTA	Off	Def							
10	Katarina Vuckovic	f	1-6	0-3	2-2	1	4	5	2	4	3	0	0	37
54	Roddreka Rogers	f	4-8	0-0	0-0	2	7	9	3	8	1	2	1	34
00	Imani Tilford	g	5-9	0-0	1-3	1	2	3	4	11	2	1	0	32
02	Aaliyah Whiteside	g	6-15	2-5	5-6	1	6	7	2	19	0	1	2	37
55	Antonia Peresson	g	5-12	2-9	0-0	0	1	1	2	12	2	2	0	37
05	Ciani Cryor	g	1-5	0-2	1-1	1	3	4	2	3	2	0	0	18
15	Chelsea Guimaraes	g	0-0	0-0	0-0	0	0	0	0	0	0	0	0	1
20	Irene Gari	g	1-1	0-0	0-0	0	0	0	1	2	0	0	0	2
23	Zaire O'Neil	g	3-4	0-0	1-2	2	1	3	4	7	2	2	0	10
21	Dejoria Howard	g	0-0	0-0	0-0	0	0	0	0	0	0	0	0	1
44	Martine Fortune	g	0-0	0-0	0-0	0	0	0	0	0	0	0	0	1
Team						0	2	2						
Totals			26-60	4-19	10-14	8	26	34	20	66	13	10	3	200

FG % 1st Half: 13-32 40.6% 2nd half: 13-28 46.4% Game: 26-60 43.3%
3FG % 1st Half: 2-12 16.7% 2nd half: 2-7 28.6% Game: 4-19 21.1%
FT % 1st Half: 7-8 87.5% 2nd half: 3-6 50.0% Game: 10-14 71.4%

Officials: Joe Cunningham, Luis Gonzalez, Mark Resch
Technical fouls: Wake Forest-None. Georgia Tech-None.
Attendance: 1316
Georgia Tech's Senior Day

Score by periods	1st	2nd	3rd	4th	Total
Wake Forest	9	18	10	14	51
Georgia Tech	21	14	15	16	66

Points	In	Off	2nd	Fast	Deadball
WF	24	9	6	4	10
GT	34	14	7	8	12

Last FG - WF 4th-00:27, GT 4th-00:37.
Largest lead - WF None, GT by 21, 4th-03:30.
WF led for 00:00, GT led for 39:13. Game was tied for 00:47.
Score tied - 0 times.
Lead changed - 0 times.

30 Georgia Tech

Wake Forest

March 3, 2016 | Greensboro Coliseum (Greensboro, N.C.)

67
65

Official Basketball Box Score -- Game Totals -- Final Statistics
Wake Forest vs Georgia Tech
03/03/16 6:00 pm at the Greensboro Coliseum

Wake Forest 65 • 16-15, 6-10 ACC

#	Player	Total		3-Ptr		Rebounds		PF	TP	A	TO	Blk	Stl	Min
		FG-FGA	FG-FGA	FT-FTA	FT-FTA	Off	Def							
32	Milan Quinn	f	8-9	0-0	0-0	4	6	10	2	16	0	3	1	34
41	Elisa Penna	f	3-8	1-3	0-0	2	6	8	2	7	1	6	0	38
02	Amber Campbell	g	5-6	2-2	4-4	1	3	4	3	16	2	3	1	40
03	Atajiah Taylor	g	1-4	0-0	2-2	0	1	1	4	4	5	5	0	27
25	Ariel Stephenson	g	8-18	4-8	1-1	0	0	0	2	21	3	2	0	39
01	Destini Walker	g	0-2	0-1	0-0	0	0	0	1	0	0	2	0	14
21	Keyonna Allen	g	0-0	0-0	0-0	0	0	0	0	0	0	0	0	6
42	Kandice Ball	g	0-0	0-0	1-2	1	1	2	0	1	0	0	0	2
Team						1	2	3						
Totals			25-47	7-14	8-9	9	19	28	14	65	11	21	2	200

FG % 1st Half: 13-23 56.5% 2nd half: 12-24 50.0% Game: 25-47 53.2%
3FG % 1st Half: 3-7 71.4% 2nd half: 2-7 28.6% Game: 7-14 50.0%
FT % 1st Half: 3-4 75.0% 2nd half: 5-5 100.0% Game: 8-9 88.9%

Georgia Tech 67 • 19-11, 8-8 ACC

#	Player	Total		3-Ptr		Rebounds		PF	TP	A	TO	Blk	Stl	Min
		FG-FGA	FG-FGA	FT-FTA	FT-FTA	Off	Def							
10	Katarina Vuckovic	f	1-4	0-2	0-0	0	1	1	0	2	0	1	0	18
54	Roddreka Rogers	f	6-10	0-0	4-4	5	3	8	2	16	1	3	0	37
00	Imani Tilford	g	2-4	0-0	3-8	0	2	2	3	7	2	3	0	40
02	Aaliyah Whiteside	g	8-18	2-5	1-2	5	3	8	1	19	4	1	0	38
55	Antonia Peresson	g	4-14	3-13	0-0	1	0	1	2	11	2	0	0	34
05	Ciani Cryor	g	0-0	0-0	0-0	0	0	0	0	0	0	0	0	1
14	Simina Avram	g	0-0	0-0	0-0	0	0	0	0	0	0	0	0	0+
15	Chelsea Guimaraes	g	0-0	0-0	0-0	0	0	0	1	0	0	0	0	3
20	Irene Gari	g	3-5	3-4	0-0	1	0	1	1	9	2	0	0	17
21	Zaire O'Neil	g	1-2	0-0	1-2	1	2	3	2	3	2	3	0	12
Team						0	1	1						
Totals			25-57	8-24	9-16	13	12	25	12	67	13	11	0	200

FG % 1st Half: 12-25 48.0% 2nd half: 13-32 40.6% Game: 25-57 43.9%
3FG % 1st Half: 3-9 33.3% 2nd half: 5-15 33.3% Game: 8-24 33.3%
FT % 1st Half: 4-8 50.0% 2nd half: 5-8 62.5% Game: 9-16 56.3%

Officials: Joe Vasizly, Billy Smith, Karen Preato
Technical fouls: Wake Forest-None. Georgia Tech-None.
Attendance:
Game 6 of the 2016 ACC Women's Tournament

Score by periods	1st	2nd	3rd	4th	Total
Wake Forest	25	9	20	11	65
Georgia Tech	13	18	18	18	67

Points	In	Off	2nd	Fast	Deadball
WF	32	11	11	2	1
GT	20	26	17	4	12

Last FG - WF 4th-01:01, GT 4th-00:07.
Largest lead - WF by 13 1st-01:37, GT by 7 4th-04:23.
WF led for 30:19, GT led for 05:23. Game was tied for 04:10.
Score tied - 3 times.
Lead changed - 2 times.

31 #7/6 Louisville

Georgia Tech

Mar. 4, 2016 | Greensboro Coliseum (Greensboro, N.C.)

60
50

Official Basketball Box Score -- Game Totals -- Final Statistics
Georgia Tech vs Louisville
03/04/16 6:00 pm at the Greensboro Coliseum

Georgia Tech 50 • 19-12, 8-8 ACC

#	Player	Total		3-Ptr		Rebounds		PF	TP	A	TO	Blk	Stl	Min
		FG-FGA	FG-FGA	FT-FTA	FT-FTA	Off	Def							
10	Katarina Vuckovic	f	2-12	1-4	0-0	1	2	3	2	5	0	0	1	28
54	Roddreka Rogers	f	4-6	0-0	1-1	4	4	8	3	9	1	1	0	34
00	Imani Tilford	g	3-8	0-0	2-4	1	4	5	4	8	2	2	0	27
02	Aaliyah Whiteside	g	6-20	1-2	7-8	2	5	7	1	20	1	1	0	39
55	Antonia Peresson	g	0-4	0-3	0-0	0	1	1	0	0	1	0	0	35
05	Ciani Cryor	g	0-1	0-1	0-0	0	1	1	2	0	0	1	0	5
14	Simina Avram	g	0-1	0-0	0-0	1	1	2	1	0	0	2	0	6
20	Irene Gari	g	0-1	0-0	0-0	0	2	2	1	0	0	0	0	8
21	Zaire O'Neil	g	4-8	0-0	0-0	1	1	2	5	8	2	3	0	18
Team						5	1	6						
Totals			19-61	2-10	10-13	15	22	37	19	50	6	12	1	200

FG % 1st Half: 9-30 30.0% 2nd half: 10-31 32.3% Game: 19-61 31.1%
3FG % 1st Half: 1-6 16.7% 2nd half: 1-4 25.0% Game: 2-10 20.0%
FT % 1st Half: 1-2 50.0% 2nd half: 9-11 81.8% Game: 10-13 76.9%

Louisville 60 • 25-6, 15-1 ACC

		Total	3-Ptr	Rebounds											
#	Player	FG-FGA	FG-FGA	FT-FTA	Off	Def	TP	PF	TP	A	TO	Blk	Stl	Min	
02	Hines-Allen, Myisha	f	10-20	0-0	2-2	4	9	13	3	22	0	2	0	34	
04	Moore, Mariya	f	1-12	0-9	9-10	2	3	5	1	11	4	2	0	35	
13	Walton, Cortnee	f	1-4	0-0	2-2	4	7	11	1	4	1	2	0	29	
11	Carter, Arica	g	1-2	1-1	1-2	1	0	1	2	4	1	2	1	26	
23	Jackson, Briahanna	g	2-9	0-1	0-0	1	3	4	1	4	3	1	2	31	
01	Degrate, Erin	g	0-2	0-0	0-0	2	0	2	0	0	0	0	0	1	
03	Fuehring, Sam	g	3-3	0-0	0-0	3	3	6	2	6	0	0	0	14	
05	Cole, Taja	g	1-2	0-0	0-0	0	1	1	1	2	0	1	0	9	
25	Durr, Asia	g	3-9	0-3	1-1	0	1	1	2	7	1	3	0	21	
Team					0	1	1								
Totals			22-63	1-14	15-17	17	28	45	13	60	10	13	2	5	200

2015-16 BOX SCORES

33 Tulane

Georgia Tech

Mar. 21, 2016 | McCamish Pavilion (Atlanta, Ga.)

64
61

Official Basketball Box Score -- Game Totals -- Final Statistics

Tulane vs Georgia Tech

3/21/16 7:00 pm ET at McCamish Pavilion (Atlanta, Ga.)

Tulane 64 • 23-11

#	Player	Total		3-Ptr	Rebounds			PF	TP	A	TO	Blk	Stl	Min
		FG-FGA	FG-FGA	FT-FTA	Off	Def	Tot							
45	DURU, Chinwe	c	4-8	0-0	1-1	7	5	12	5	9	0	1	1	30
03	MORGAN, Kolby	g	9-20	1-5	3-4	1	5	6	2	22	2	1	1	3
11	VORPAHL, Leslie	g	5-8	4-6	2-4	0	3	3	4	16	6	4	0	3
30	JONES, Tierra	g	3-5	0-0	2-6	1	4	5	3	8	0	2	0	2
33	LATHAM, Courtne	g	0-5	0-3	0-0	1	1	2	0	0	2	2	0	0
01	HARDING, Shakira		0-0	0-0	0-0	0	0	0	0	0	0	0	0	0
14	EMERY, Taylor		4-5	0-1	1-2	1	3	4	0	9	0	1	0	0
15	THOMPSON, Tene		0-1	0-0	0-0	0	0	0	0	0	0	0	0	0
22	SCHULTE, Meredith		0-3	0-1	0-0	0	1	1	1	0	0	0	0	0
25	WYATT, Harlyn		0-1	0-0	0-2	0	0	0	2	0	0	0	0	0
Team						0	2	2						
Totals			25-56	5-16	9-19	11	24	35	17	64	10	11	2	8

FG % 1st Half: 13-29 44.8% 2nd half: 12-27 44.4% Game: 25-56 44.6% Deadball Rebounds 4.1
 3FG % 1st Half: 4-8 50.0% 2nd half: 1-8 12.5% Game: 5-16 31.3%
 FT % 1st Half: 6-12 50.0% 2nd half: 3-7 42.9% Game: 9-19 47.4%

Georgia Tech 61 • 20-13

#	Player	Total		3-Ptr	Rebounds			PF	TP	A	TO	Blk	Stl	Min
		FG-FGA	FG-FGA	FT-FTA	Off	Def	Tot							
10	Katarina Vuckovic	f	4-12	2-6	0-0	1	8	9	1	10	3	1	2	1
54	Rodreka Rogers	f	2-3	0-0	0-2	1	6	7	4	4	1	1	0	0
00	Imani Tilford	g	2-6	0-0	4-4	2	1	3	3	8	1	3	0	0
02	Aaliyah Whiteside	g	7-17	1-4	10-11	4	4	8	2	25	3	2	0	2
55	Antonia Peresson	g	2-7	2-7	0-0	1	0	1	1	6	1	2	0	2
15	Chelsea Guimaraes		0-0	0-0	0-0	0	0	0	0	0	0	0	0	0
20	Irene Gari		1-5	1-2	0-0	0	0	0	3	3	0	0	0	0
21	Zaire O'Neill		1-5	0-0	3-4	1	3	4	3	5	0	1	0	2
23	Dejoria Howard		0-0	0-0	0-0	0	1	1	0	0	0	0	0	0
44	Martine Fortune		0-0	0-0	0-0	0	0	0	1	0	0	1	0	0
Team						2	2	4						
Totals			19-55	6-19	17-21	12	25	37	18	61	9	11	2	7

FG % 1st Half: 12-27 44.4% 2nd half: 7-28 25.0% Game: 19-55 34.5% Deadball Rebounds 3.1
 3FG % 1st Half: 4-10 40.0% 2nd half: 2-9 22.2% Game: 6-19 31.6%
 FT % 1st Half: 8-10 80.0% 2nd half: 9-11 81.8% Game: 17-21 81.0%

Officials: Karen Preato, Kylie Galloway, Meadow Overstreet

Technical fouls: Tulane-None. Georgia Tech-None.

Attendance: 585

Second Round of the WNIT

Score by periods	1st	2nd	3rd	4th	Total
Tulane	8	28	14	14	64
Georgia Tech	18	18	11	14	61

Points	In	Off	2nd	Fast	Bench
Tulane	28	12	13	13	9
GT	18	12	9	5	8

Last FG - TUN 4th-02:19, GT 4th-04:11.

Largest lead - TUN by 9 4th-05:20, GT by 11 2nd-07:08.

TUN led for 19:26, GT led for 17:30, Game was tied for 03:04.

Score tied - 4 times.

Lead changed - 3 times.



HISTORY

Year-by-Year Records	42
Year-by-Year Results	43-49
All-time Letterwinners and Coaches	50-51
All-time Series History	52-53
GT vs. the Conferences	54-55
Joseph vs. Opponents	56
Series History	57-66
Rankings History	67-68
ACC Tournament Results	69
Post-season Results	70
Honors and Awards	71-73
#ProJackets	74

YEAR BY YEAR RECORDS

YEAR	COACH	OVERALL	ACC/FINISH*	ACC TOURN.	HOME	AWAY	NEUTRAL	POSTSEASON
1974-75	Jim Culpepper	6-16						
1975-76	Jim Culpepper	2-24						
1976-77	Jim Culpepper	19-8						
1977-78	Jim Culpepper	23-4						
1978-79	Jim Culpepper	18-8						
1979-80	Jim Culpepper	2-23	1-7/7th	0-1	1-9	0-12	1-2	
Culpepper Totals (6 years)		70-83 (.458)	1-7 (.125)	0-1 (.000)	1-9 (.100)	0-12 (.000)	1-2 (.333)	
1980-81	Benny Dees	8-19	1-6/7th	0-1	3-10	3-8	2-1	
Dees Totals (1 year)		8-19 (.296)	1-6 (.143)	0-1 (.000)	3-10 (.231)	3-8 (.273)	2-1 (.667)	
1981-82	Bernadette McGlade	9-16	2-9/7th	0-1	7-8	2-7	0-1	
1982-83	Bernadette McGlade	10-19	2-11/7th	0-1	5-7	1-9	3-3	
1983-84	Bernadette McGlade	9-19	1-13/8th	0-1	6-7	2-10	1-2	
1984-85	Bernadette McGlade	11-16	0-14/8th	0-1	8-8	2-9	1-1	
1985-86	Bernadette McGlade	10-17	1-13/8th	0-1	8-8	2-8	0-1	
1986-87	Bernadette McGlade	14-13	5-9/6th	0-1	8-5	4-7	2-1	
1987-88	Bernadette McGlade	11-16	3-11/7th	0-1	6-7	4-8	1-1	
McGlade Totals (7 years)		74-116 (.389)	14-80 (.149)	0-7 (.000)	48-50 (.490)	17-58 (.227)	8-10 (.444)	
1988-89	Agnus Berenato	14-14	5-9/6th	0-1	9-6	2-6	3-2	
1989-90	Agnus Berenato	13-17	4-10/6th	0-1	6-5	3-10	4-2	
1990-91	Agnus Berenato	15-13	3-11/7th	0-1	8-5	4-6	3-2	
1991-92	Agnus Berenato	20-13	6-10/7th	2-1	6-5	6-7	8-1	3-0 (WNIT Champs)
1992-93	Agnus Berenato	16-11	8-8/4th	0-1	10-3	5-6	1-2	0-1 (NCAA 1st Rd.)
1993-94	Agnus Berenato	12-15	5-11/7th	0-1	7-6	5-8	0-1	
1994-95	Agnus Berenato	14-16	5-11/6th	0-1	8-6	5-8	1-2	
1995-96	Agnus Berenato	14-13	5-11/8th	0-1	10-4	2-8	2-1	
1996-97	Agnus Berenato	15-12	7-9/7th	0-1	10-4	5-7	0-1	
1997-98	Agnus Berenato	11-17	3-13/8th	1-1	6-8	4-8	1-1	
1998-99	Agnus Berenato	13-14	6-10/6th	0-1	9-6	4-6	0-2	
1999-00	Agnus Berenato	17-14	7-9/6th	1-1	9-6	7-6	1-2	2-1 (WNIT 3rd Rd.)
2000-01	Agnus Berenato	14-15	5-11/8th	0-1	9-6	5-7	0-2	0-1 (WNIT 1st Rd.)
2001-02	Agnus Berenato	15-14	7-9/5th	0-1	8-6	6-5	1-3	0-1 (WNIT 1st Rd.)
2002-03	Agnus Berenato	20-11	8-8/4th	1-1	14-3	4-6	2-2	0-1 (NCAA 1st Rd.)
Berenato Totals (15 years)		223-209 (.516)	84-150 (.359)	5-15 (.250)	129-79 (.620)	67-104 (.392)	27-26 (.509)	5-5 (.500)
2003-04	MaChelle Joseph	14-15	5-11/8th	0-1	8-4	4-8	2-3	
2004-05	MaChelle Joseph	13-14	4-10/8th	0-1	10-6	3-6	0-2	
2005-06	MaChelle Joseph	14-15	2-12/11th	1-1	11-5	2-8	1-2	
2006-07	MaChelle Joseph	21-12	9-5/6th	1-1	13-3	6-6	2-3	1-1 (NCAA 2nd Rd.)
2007-08	MaChelle Joseph	22-10	7-7/5th	1-1	14-2	7-6	1-2	0-1 (NCAA 1st Rd.)
2008-09	MaChelle Joseph	22-10	8-6/5th	0-1	13-2	5-5	4-3	1-1 (NCAA 2nd Rd.)
2009-10	MaChelle Joseph	23-10	8-6/4th	1-1	12-2	8-6	3-2	0-1 (NCAA 1st Rd.)
2010-11	MaChelle Joseph	24-11	9-5/4th	2-1	14-3	6-4	4-4	1-1 (NCAA 2nd Rd.)
2011-12	MaChelle Joseph	26-9	12-4/3rd	2-1	10-3	10-2	6-4	2-1 (NCAA Sweet 16)
2012-13	MaChelle Joseph	14-16	7-11/t-7th	0-1	7-8	5-6	2-2	
2013-14	MaChelle Joseph	20-12	9-7/7th	1-1	11-4	5-6	4-2	0-1 (NCAA 1st Rd.)
2014-15	MaChelle Joseph	19-15	7-9/t-9th	1-1	11-6	6-6	2-3	1-1 (WNIT 2nd Rd.)
2015-16	MaChelle Joseph	20-13	8-8/t-7th	1-1	13-5	5-6	2-2	1-1 (WNIT 2nd Rd.)
Joseph Totals (13 years)		252-162 (.609)	95-101 (.485)	11-13 (.458)	147-53 (.735)	72-78 (.480)	33-34 (.493)	7-9 (.438)
1975-2016 Team Totals		627-589 (.516)	195-344 (.362)	16-37 (.302)	328-201 (.620)	159-257 (.382)	71-73 (.493)	12-14 (.461)
*ACC Regular Season Only								

GEORGIA TECH RECORDS

MILESTONE WINS

Overall	627-589 / .516 (42 years)	Win	Date	Opponent	Score
Division I	559-529 / .514 (37 years)	1	1974-75	Gordon	51-33
Division III	68-60 / .531 (5 years)	50	1977-78	Tift	85-69
ACC	195-344 / .362 (35 years)	100	12/17/83	Georgia State	80-43
		150	2/10/88	Auburn-Montgomery	89-72
		200	12/11/91	Florida State	70-68
		250	1/5/95	Maryland	82-59
		300	11/28/98	Weber State	81-46
		350	1/17/02	North Carolina	81-62
		400	1/23/05	Miami	62-46
		450	1/2/08	Jackson State	79-42
		500	2/5/10	Maryland	61-60
		550	2/26/12	Clemson	62-50
		600	1/8/15	Boston College	80-77
First Wins					
Win	Date	Opponent	Score		
ACC	11/25/79	Wake Forest	94-67		
ACC Road	1/31/82	Wake Forest	64-53		
ACC Tourney	3/7/92	Maryland	68-67		
Postseason	3/28/92	Wis.-Green Bay (WNIT)	78-77		
NCAA Tourney	3/17/07	DePaul	55-54		

YEAR BY YEAR RESULTS

JIM CULPEPPER

Head Coach: 1975-80

Seasons: 6

Record: 70-83 (.458)

1974-75 (6-16)

DATE	OPPONENT	H/A	RESULT	SCORE
	Shorter	L		25-94
	Augusta College	L		14-67
	DeKalb Central	L		25-83
	Berry	L		31-105
	Gordon	W		51-33
	DeKalb South	W		56-48
	Shorter	L		35-80
	Savannah	L		31-90
	Georgia	L		35-96
	Gordon	W		47-36
	Emory (Oxford)	W		52-28
	Tift College	L		45-82
	Augusta College	L		26-49
	DeKalb Central	L		49-94
	Florida State	L		22-58
	Tift College	L		33-51
	Shorter	L		20-72
	Georgia Baptist	L		38-50
	DeKalb South	W		56-45
	Tift College	W		67-53
	vs. Fort Valley State(1)	n	L	39-76
	vs. Tift College (1)	n	L	54-65

1975-76 (2-24)

DATE	OPPONENT	H/A	RESULT	SCORE
	Augusta College	L		20-80
	Savannah	L		18-141
	Atlanta Christian	W		55-23
	Georgia State	L		30-80
	Auburn	L		28-89
	Georgia	L		22-77
	West Georgia	L		35-97
	Berry	L		13-107
	Shorter	L		31-81
	Albany State	L		33-93
	Tift College	L		50-67
	Auburn	L		28-78
	Albany State	L		22-105
	Tennessee Temple	L		35-55
	North Georgia	L		21-70
	Tift College	L		57-68
	Shorter	L		39-83
	North Georgia	L		25-78
	Tennessee Temple	L		43-68
	West Georgia	L		38-83
	Georgia State	L		40-101
	Augusta College	L		28-71
	Atlanta Christian	W		90-14
	Georgia	L		35-60
	vs. Berry (1)	n	L	41-109
	vs. North Georgia (1)	n	L	35-69

1976-77 (19-8)

DATE	OPPONENT	H/A	RESULT	SCORE
	Piedmont	L		38-61
	Maryville	W		50-28
	Spelman	W		52-32
	Covenant	W		62-26
	Georgia Baptist	W		68-47
	Rollins	W		69-52
	St. Leo's	W		69-29
	Covenant	W		59-37
	Tennessee Temple	W		55-53
	Piedmont	L		40-46
	Bryan	W		51-39
	Spelman	W		82-47
	Augusta College	L		47-48
	Tift College	L		64-72
	Armstrong State	W		57-54
	Tenn. Wesleyan	L		50-74
	Spelman	W		46-33
	Atlanta Christian	W		93-52

Tift College	L	70-72
Georgia Baptist	W	63-40
Bryan	W	57-46
Georgia Baptist	W	60-46
Tenn. Wesleyan	L	43-53
Tennessee Temple	L	51-58
Atlanta Christian	W	99-34
vs. Morris Brown (1)	n	W 75-27
vs. Spelman (1)	n	W 55-43

1977-78 (23-4)

DATE	OPPONENT	H/A	RESULT	SCORE
	Tennessee Temple	W		67-49
	Bryan	W		55-29
	Covenant	W		85-52
	Georgia Baptist	W		100-38
	Maryville	W		97-51
	Armstrong State	W		90-36
	Tennessee Temple	W		83-54
	Converse	W		83-62
	Piedmont	W		81-66
	Armstrong State	W		90-73
	Augusta College	L		65-84
	Georgia College	L		79-86
	Bryan	W		81-44
	Tift College	W		72-58
	Spelman	W		64-62
	UNC-Asheville	W		70-66
	Furman	L		77-79
	Augusta College	W		78-62
	Converse	W		86-67
	Covenant	W		69-50
	Piedmont	W		89-71
	Tulane	W		68-53
	Spelman	W		84-63
	Georgia Baptist	W		88-43
	Georgia College	W		83-70
	Tift College	W		85-69
	West Georgia (1)	L		79-94

1978-79 (18-8)

Captain: Bonnie Tate

DATE	OPPONENT	H/A	RESULT	SCORE
N18	Georgia College	h	W	85-49
N25	at Vanderbilt	a	W	69-67 (OT)
N27	Covenant	h	W	90-60
D1	at UNC-Asheville	a	W	73-60
D2	at Mars Hill	a	L	53-81
D9	at Georgia College	a	W	86-50
J5	at Augusta	a	L	54-58
J6	at Armstrong State	a	W	80-71
J8	at Tenn. Temple	a	W	78-34
J12	at Furman	a	W	88-68
J13	at Duke	a	L	55-70
J15	Tennessee Temple	h	W	100-47
J18	Erskine	h	L	54-74
J20	UNC-Asheville	h	L	95-102 (3OT)
J22	at Tift College	a	W	70-68
J25	Piedmont	h	W	78-49
J27	Armstrong State	h	L	51-61
J29	Georgia Southwestern	h	W	67-42
F1	Morris Brown	h	W	74-55
F3	at Piedmont	a	W	69-68
F5	Tift College	h	W	79-62
F8	Augusta	h	L	72-73
F12	at Covenant	a	W	92-65
F16	at Georgia Southwestern	a	W	90-68
F19	Vanderbilt	h	W	71-63
	vs. Berry (1)	n	L	68-92

1979-80 (2-23, 1-8 ACC/t-7th)

First season as a member of the ACC

DATE	OPPONENT	H/A	RESULT	SCORE
N14	at Georgia Southern	a	L	56-62
N17	at Vanderbilt	a	L	61-67
N20	Georgia State	h	L	62-85
N24	Virginia (2)	a	L	44-85
N25	vs. Wake Forest (2)	n	W	94-67
N27	at #11 Maryland	a	L	78-94
N30	at Georgia	a	L	78-97
D10	at Valdosta State	a	L	84-113
J3	Albany State	h	L	74-75
J5	Georgia Southern	h	L	77-81

J7	at #19 Mercer	a	L	59-85
J9	North Carolina	h	L	61-93
J12	at #8 NC State	a	L	38-97
J14	Furman	h	W	98-50
J16	Georgia	h	L	77-78
J18	Valdosta State	h	L	65-82
J21	Duke	h	L	71-72
J26	at Albany State	a	L	84-89 (OT)
J28	Vanderbilt	h	L	67-77
J31	at #16 Clemson	a	L	67-103
F2	at Wake Forest	a	L	71-80
F5	at Georgia State	a	L	57-75
F8	vs. #9 NC State (3)	n	L	48-99
F11	Mercer	h	L	73-87
F21	vs. Georgia Southern (1)	n	L	51-87

BENNY DEES

Head Coach: 1981

Seasons: 1

Record: 8-19 (.296)

1980-81 (8-19, 1-6 ACC/7th)

Captain: Karen Rainwater

DATE	OPPONENT	H/A	RESULT	SCORE
N18	Maryland	h	L	64-82
N20	Florida State	h	W	97-84
N21	vs. Tift College (at GSU)	n	W	87-78
N28	Georgia	h	L	51-91
D15	at Miami	a	L	80-86
D16	at Florida International	a	W	79-43
J3	#9 NC State	h	L	55-74
J5	at Georgia State	a	L	52-73
J7	Clemson	h	L	53-75
J10	Tulane	h	W	72-58
J12	at Georgia	a	L	53-79
J14	at Albany State	a	L	73-85
J17	#18 Virginia	h	L	42-66
J21	Georgia State	h	L	70-76
J24	at North Carolina	a	L	75-82
J26	at Valdosta State	a	L	61-68
J28	Albany State	h	W	74-69
J31	at Georgia Southern	a	L	60-87
F4	Mercer	h	L	70-75
F6	at Duke	a	L	51-74
F10	Wake Forest	h	W	78-62
F12	vs. #16 Virginia (4)	n	L	49-61
F16	at Furman	a	W	83-54
F19	at Mercer	a	W	79-77
F21	Valdosta State	h	L	68-99
F24	Georgia Southern	h	L	64-80
F26	vs. Georgia (1)	n	L	70-89

BERNADETTE MCGLADE

Head Coach: 1982-88

Seasons: 7

Record: 74-116 (.389)

1981-82 (9-16, 2-9 ACC/7th)

Captain: LeeAnn Woodhull

DATE	OPPONENT	H/A	RESULT	SCORE
N14	Shorter	h	W	69-63
N19	Georgia Southwestern	h	W	78-56
N24	Berry	h	L	61-82
N27	at Duke	a	L	50-62
N28	at North Carolina	a	L	58-81
D1	Covenant	h	W	75-36
D4	at #16 Georgia	a	L	43-86
D14	at Clemson	a	L	50-72
J4	#7 NC State	h	L	62-76
J9	Vanderbilt	h	L	74-80
J11	West Georgia	h	W	57-55
J16	at Virginia	a	L	45-75
J19	Georgia State	h	W	57-51
J23	North Carolina	h	L	64-68
J24	East Carolina	h	L	46-80
J28	Miss. Univ for Women	h	W	75-59
J30	at #5 NC State	a	L	48-75
J31	at Wake Forest	a	W	64-53

YEAR BY YEAR RESULTS

F3	Mercer	h	L	47-69
F6	Duke	h	W	64-61
F8	#15 Georgia	h	L	52-69
F15	Virginia	h	L	51-56
F17	at #9 Maryland	a	L	64-77
F20	at Georgia State	a	W	71-67
F26	vs. Clemson (3)	n	L	54-62

1982-83 (10-19, 2-11 ACC/7th)

Captains: LeeAnn Woodhull, Rochelle Laudenslager

DATE	OPPONENT	H/A	RESULT	SCORE
N21	at Virginia	a	L	59-80
N23	Alabama	h	L	56-63
N26	at Kennesaw St.	a	W	68-55
N29	Covenant (Forfeit)		W	2-0
D2	Georgia Southwestern	h	W	74-60
D4	at #12 Georgia	a	L	56-90
D15	at #3 Maryland	a	L	54-88
D18	vs. Villanova (6)	n	L	59-68
D19	vs. Pennsylvania (6)	n	W	67-59
J3	Duke	h	L	43-55
J6	North Carolina	h	L	58-99
J8	#19 NC State	h	L	61-83
J10	#3 Maryland	h	L	57-69
J13	North Georgia	h	W	88-51
J19	Georgia State	h	L	69-73
J24	at #20 NC State	a	L	61-77
J27	Clemson	h	L	67-79
J29	at North Carolina	a	L	58-96
J31	at Duke	a	L	40-80
F5	at Clemson	a	L	66-84
F7	at Georgia State	a	L	64-69
F12	at Mercer	a	L	67-71
F14	Virginia	h	W	55-54
F17	Stetson	h	W	70-53
F23	Wake Forest	h	W	93-72
F25	Drake (7)	n	L	63-83
F26	vs. South Florida (7)	n	W	82-65
F27	vs. Pennsylvania (7)	n	W	75-58
M4	vs. North Carolina (3)	n	L	80-85

1983-84 (9-19, 1-13 ACC/8th)

Captains: Mary Lou Jicka, Mary Rucker, Kate Brandt

DATE	OPPONENT	H/A	RESULT	SCORE
N25	vs. Miss Univ for Women (9)	n	W	76-61
N26	Stetson (9)	h	W	96-73
N30	at Alabama	a	L	49-79
D2	#3 Georgia (38)	n	L	52-89
D14	at #9 Maryland	a	L	59-80
D16	vs. West Virginia (10)	n	L	78-86 (OT)
D17	vs. Georgia State (10)	n	W	80-43
D18	at South Florida (10)	a	W	68-56
D21	at Stetson	a	W	69-62
J4	#12 NC State	h	L	52-65
J7	Duke	h	L	72-74
J11	at #17 Clemson	a	L	70-82
J16	#17 Maryland	h	L	48-67
J18	Queens College	h	W	84-56
J23	#16 Virginia	h	L	65-75
J25	#17 Clemson	h	L	72-79
J28	at North Carolina	a	L	73-81
J31	Georgia State	h	W	83-70
F4	at Wake Forest	a	L	70-79
F5	at East Carolina	a	L	56-61 (OT)
F9	at Georgia State	a	L	56-59
F11	at Duke	a	L	61-69
F13	at NC State	a	L	63-78
F18	at #11 Virginia	a	L	50-89
F20	#18 North Carolina	h	L	75-95
F23	South Florida	h	W	61-46
F25	Wake Forest	h	W	77-74
M2	vs. #15 Virginia (11)	n	L	58-75

1984-85 (11-16, 0-14 ACC/8th)

Captain: Cindy Cochran

DATE	OPPONENT	H/A	RESULT	SCORE
N21	Colorado	h	W	76-56
N27	Presbyterian	h	W	86-70
N29	#1 Georgia	h	L	69-100
D1	Converse	h	W	116-31
D12	at Maryland	a	L	52-68
D28	vs. Fordham (12)	n	W	77-56
D29	vs. Wagner (12)	n	W	81-70

J3	NC State	h	L	70-87
J5	at Wake Forest	a	L	49-54
J7	Arizona	h	W	65-59
J9	Clemson	h	L	81-84 (OT)
J12	Duke	h	L	58-65
J14	Maryland	h	L	67-69
J19	North Carolina	h	L	68-88
J21	#17 Virginia	h	L	47-71
J25	at Duke	a	L	67-75
J27	at North Carolina	a	L	50-81
J30	West Georgia	h	W	69-67
F3	at #20/#22 NC State	a	L	73-83
F7	at Georgia State	a	W	69-68 (OT)
F9	Wake Forest	h	L	55-77
F11	at Clemson	a	L	75-95
F13	Georgia Southern	h	W	75-57
F16	at #17/#17 Virginia	a	L	67-97
F22	Western Carolina (9)	h	W	83-61
F23	Georgia State (9)	h	W	80-75
M1	vs. #14/#14 NC State (11)	n	L	60-87

1985-86 (10-17, 1-13 ACC/8th)

Captains: Tory Ehle, Kristen Weinert

DATE	OPPONENT	H/A	RESULT	SCORE
N22	at Richmond	a	W	77-59
N24	at #18/#16 Virginia	h	L	52-86
N29	South Florida (9)	h	W	95-69
N30	Chattanooga (9)	h	L	69-76
D2	Presbyterian	h	W	124-56
D4	at #2/#2 Georgia	a	L	58-93
D16	Clemson	h	L	80-90
D21	at Maryland	a	L	65-80
D31	Furman	h	W	85-81
J2	#18/#18 NC State	h	L	69-77
J4	Marshall	h	W	83-81
J11	Duke	h	L	69-78
J13	Maryland	h	W	73-66
J18	at Clemson	a	L	73-84
J22	Columbia	h	W	87-69
J25	at #18/NR Duke	a	L	61-77
J27	at #16/#16 North Carolina	a	L	65-88
F1	Wake Forest	h	L	60-73
F5	at Chattanooga	a	W	82-77
F7	at NC State	a	L	57-92
F9	at Wake Forest	a	L	62-75
F13	Georgia Southern	h	W	79-71
F15	#5/#5 Virginia	h	L	64-82
F20	UAB	h	W	67-66
F22	#17/#18 North Carolina	h	L	81-92 (OT)
F24	Georgia State	h	L	75-80
M1	vs. #3/#3 Virginia (11)	n	L	64-90

1986-87 (14-13, 5-9 ACC/6th)

Captains: Tory Ehle, Marielle Walker

DATE	OPPONENT	H/A	RESULT	SCORE
N28	UC-Santa Barbara (13)	h	W	84-48
N29	Seton Hall (13)	h	W	72-65
D2	Chattanooga	h	W	69-60
D5	vs. Florida (14)	n	W	82-72
D6	vs. UAB (14)	n	W	77-65
D15	vs. Utah State (15)	n	W	106-40
D16	vs. Pepperdine (15)	n	W	79-77
D30	Auburn-Montgomery	h	W	74-58
J2	NR/#22 North Carolina	h	L	75-80
J6	#20/#19 Maryland	h	W	81-80 (OT)
J10	at #13/#13 NC State	a	L	63-74
J12	at Wake Forest	a	W	95-82
J15	at Georgia Southern	a	L	65-75
J17	#4/#4 Virginia	h	L	66-76
J22	at Clemson	a	W	81-78
J24	at North Carolina	a	L	81-86
J26	at Duke	a	L	66-85
J29	#10/#10 Georgia	h	L	57-72
F2	at #3/#3 Tennessee	a	L	74-100
F4	Western Carolina	h	W	85-47
F7	Duke	h	L	72-86
F11	at #8/#9 Virginia	a	L	56-78
F14	Wake Forest	h	W	72-70
F16	at Maryland	a	L	76-93
F21	#13/#15 NC State	h	L	69-78
F23	Clemson	h	W	82-66
F28	vs. North Carolina (11)	n	L	54-64

1987-88 (11-16, 3-11 ACC/7th)

Captains: Marielle Walker, Mandy Miller, Ida Neal

DATE	OPPONENT	H/A	RESULT	SCORE
N27	UAB (13)	h	W	101-75
N28	Monmouth (13)	h	W	76-70
D2	at #11/#10 Georgia	a	L	71-92
D5	vs. VCU (16)	n	W	73-63
D6	vs. Fordham (16)	n	W	79-78
D14	Southern	h	L	66-69
D19	at Marist	a	W	66-45
D20	at Iona	a	W	108-88
J3	at #16/#15 Maryland	a	L	80-83
J9	NC State	h	W	94-74
J11	#4/#4 Tennessee	h	L	79-96
J15	at #11/#11 Duke	a	L	71-77 (OT)
J17	at North Carolina	a	L	74-82
J20	at #7/#7 Virginia	a	L	69-90
J23	#20/#23 Wake Forest	h	L	66-71
J27	at Clemson	a	L	72-94
J30	#17/#17 Duke	h	L	71-80
F3	Clemson	h	L	74-90
F5	at NC State	a	W	83-74
F7	at #16/#17 Wake Forest	a	L	79-87
F10	Auburn-Montgomery	h	W	89-72
F13	North Carolina	h	W	76-74
F16	#13/#13 Maryland	h	L	70-92
F22	Coastal Carolina	h	W	92-60
F25	#9/#10 Virginia	h	L	68-91
F28	at Chattanooga	a	L	76-79
M5	vs. #11/#12 Maryland (11)	n	L	74-102

AGNUS BERENATO

Head Coach: 1989-2003

Seasons: 15

Record: 223-209 (.516)

1988-89 (14-14, 5-9 ACC/6th)

Captains: Ida Neal, Tonia Rodd

DATE	OPPONENT	H/A	RESULT	SCORE
N25	Winthrop (13)	h	W	83-61
N26	Richmond (13)	h	W	84-80 (2OT)
N28	#3/#3 Georgia	h	L	58-73
D2	vs. Georgia Southern (17)	n	L	60-61
D3	vs. UNC Asheville (17)	n	W	78-63
D13	Appalachian State	h	L	59-83
D17	vs. Howard (18)	n	W	87-82
D18	vs. Maine (18)	n	W	82-62
J2	Chattanooga	h	W	74-71
J4	#5/#5 Maryland	h	L	60-85
J7	at #19/#19 NC State	a	L	70-100
J8	at Wake Forest	a	L	57-85
J14	North Carolina	h	W	87-81
J18	at Clemson	a	L	56-83
J21	#13/#16 Virginia	h	W	105-80
J25	Mercer	h	W	89-70
J28	at Duke	a	W	97-94 (OT)
J29	at North Carolina	a	W	97-89
F1	Western Carolina	h	W	69-46
F4	at #15/#16 Virginia	a	L	74-91
F6	at #6/#4 Maryland	a	L	74-106
F11	Wake Forest	h	W	88-82
F13	Auburn-Montgomery	h	W	80-57
F15	at #3/#3 Tennessee	a	L	71-88
F18	#13/#13 NC State	h	L	79-87
F22	NR/#25 Clemson	h	L	62-89
F25	Duke	h	L	71-78
M4	vs. NR/#25 Clemson (11)	n	L	74-94

1989-90 (13-17, 4-10 ACC/6th)

Captains: Theresa Gernatt, Sheila Wagner

DATE	OPPONENT	H/A	RESULT	SCORE
N24	Tennessee State (19)	h	W	93-61
N25	Furman (19)	h	L	92-108
N29	at #4/#4 Georgia	a	L	70-85
D2	vs. Loyola Marymount (16)	n	W	81-53
D3	vs. Lafayette (16)	n	W	89-64
D13	at Mercer	a	W	87-52
D16	at Santa Clara	a	L	66-69
D18	at San Francisco	a	L	67-85
D19	at Pacific	a	L	68-88

YEAR BY YEAR RESULTS

D31	at Chattanooga	a	W	94-82
J2	#6/#8 NC State	h	W	79-78
J6	Wake Forest	h	L	52-70
J8	Auburn-Montgomery	h	W	89-63
J11	at North Carolina	a	W	90-73
J13	at Duke	a	L	68-72
J18	#15/#15 Maryland	h	W	70-68
J20	at #9/#9 Virginia	a	L	77-97
J24	at Clemson	a	L	69-77
J27	Duke	h	W	78-74
J30	at #23/#23 Maryland	a	L	52-83
F3	#12/#12 Virginia	h	L	65-94
F7	Mercer	h	W	83-66
F10	North Carolina	h	L	77-81
F12	NR/#25 Clemson	h	L	75-80
F16	at #9/#9 NC State	a	L	55-80
F18	at Wake Forest	a	L	59-73
F23	vs. Temple (7)	n	L	79-87
F24	vs. Southern Utah (7)	n	W	87-75
F25	vs. Boise State (7)	n	W	93-66
M3	vs. Virginia (11)	n	L	65-73

1990-91 (15-13, 3-11 ACC/7th)

Captains: Theresa Gernatt, Karen Lounsbury

DATE	OPPONENT	H/A	RESULT	SCORE
N23	UNC-Wilmington (20)	h	W	101-79
N24	East Tenn. St. (20)	h	W	89-62
N30	vs. South Florida (21)	n	W	98-58
D1	Minnesota (21)	a	W	84-69
D5	at Rider	a	W	114-72
D8	vs. William & Mary (22)	n	W	78-60
D9	vs. Temple (22)	n	W	83-68
D20	vs. Campbell (23)	n	L	75-82
D21	at Furman (23)	a	W	89-85
D30	Winthrop	h	W	124-47
J2	Western Carolina	h	W	94-71
J4	at #2/#2 NC State	a	L	79-97
J6	at Wake Forest	a	L	72-85
J9	North Carolina	h	W	101-86
J13	Maryland	h	L	66-68
J16	Chattanooga	h	W	98-73
J19	#1/#1 Virginia	h	L	72-98
J23	#21/#20 Clemson	h	L	61-63
J26	Duke	h	L	79-93
F2	at #1/#1 Virginia	a	L	94-98
F4	at Maryland	a	L	79-93
F7	Wake Forest	h	W	74-67
F11	at #23/#20 Clemson	a	L	64-76
F16	#7/#8 NC State	h	L	74-98
F19	Mercer	h	W	85-61
F22	at North Carolina	a	W	83-63
F24	at Duke	a	L	76-89
M2	vs. Maryland (11)	n	L	73-91

1991-92 (20-13, 6-10 ACC/7th)

NWIT CHAMPIONS

Captains: Allison Echols, Sheila Wagner

DATE	OPPONENT	H/A	RESULT	SCORE
N22	vs. Alcorn State (14)	n	W	98-69
N23	vs. UAB (14)	n	L	72-91
N29	Rider (20)	h	W	115-64
N30	Chattanooga (20)	h	W	114-57
D5	at Army	a	W	71-55
D7	at Marist	a	W	93-63
D11	at Florida State	a	W	70-68
D28	Boston College (24)	n	W	97-61
D29	vs. Santa Clara (24)	n	W	64-61
D30	at Miami (Fla.) (24)	n	L	63-78
J3	at Duke	a	L	76-80
J5	at North Carolina	a	L	69-83
J8	Wake Forest	h	W	74-56
J11	Florida State	h	L	66-77
J15	Coppin State	h	W	100-42
J17	#16/#15 NC State	h	W	83-72
J22	#15/#15 Clemson	h	L	69-73
J25	at #2/#2 Virginia	a	L	74-79
J27	at #1/#1 Maryland	a	L	54-75
F4	at #15/#15 Clemson	a	W	59-57
F8	#2/#2 Virginia	h	L	62-86
F14	at Appalachian St.	a	W	95-73
F17	#4/#1 Maryland	h	L	63-71
F21	at Wake Forest	a	W	83-66
F23	at NC State	a	L	70-86

F29	#25/NR North Carolina	h	L	70-73
M2	Duke	h	W	75-53
M7	vs. #4/#5 Maryland (25)	n	W	68-67
M8	vs. #20/#20 Clemson (25)	n	W	74-73
M9	vs. #1/#1 Virginia (25)	n	L	69-70
M26	vs. Wisc.-Green Bay (26)	n	W	78-77
M27	vs. Nebraska (26)	n	W	73-68
M28	vs. Hawaii (26)	n	W	90-72

1992-93 (16-11, 8-8 ACC/t-4th)

NCAA Tournament First Round

Captains: Laura Kauffman, Joyce Pierce

DATE	OPPONENT	H/A	RESULT	SCORE
D4	Hofstra (20)	h	W	111-62
D5	Mercer (20)	h	W	82-59
D13	at Minnesota	a	W	82-62
D16	Clemson (38)	h	W	86-68
D18	Appalachian St.	h	W	110-72
D29	Alabama (27)	n	L	101-103 (OT)
D30	Fordham (27)	n	W	69-68
J5	#15/#14 North Carolina	h	W	73-63
J8	at NC State	a	W	86-79
J10	at Wake Forest	a	L	70-85
J14	#3/#3 Maryland	h	L	66-77
J18	Florida State	h	L	71-79
J23	#10/#10 Virginia	h	L	81-107
J26	at #21/#18 Clemson	a	L	80-85
J29	at Duke	a	W	86-80 (OT)
J31	at #16/#16 North Carolina	a	L	68-72 (OT)
F3	East Tenn. State	h	W	88-55
F5	at #11/#11 Virginia	a	L	53-88
F7	at #7/#9 Maryland	a	L	70-75
F12	at Florida State	a	W	61-46
F16	Furman	h	W	86-72
F19	NC State	h	W	92-89 (2OT)
F21	Wake Forest	h	W	85-72
F24	at Chattanooga	a	W	68-67 (OT)
F26	Duke	h	W	72-67
M6	vs. NR/#24 Clemson (25)	n	L	66-87
M17	at Northwestern (28)	a	L	62-90

1993-94 (12-15, 5-11 ACC/7th)

Captains: Renee Wilkinson, Demieta Keener

DATE	OPPONENT	H/A	RESULT	SCORE
D1	Minnesota	h	L	73-77 (OT)
D4	Stetson (20)	h	W	75-56
D5	St. Joseph's (20)	h	W	51-50
D14	at Georgia State (29)	a	W	82-58
D15	#25/#21 Georgia (29)	h	L	52-67
D18	at Florida State	a	W	65-62
D29	at Rider	a	L	66-69
J2	at #20/#20 Maryland	a	L	62-69
J5	Chattanooga	h	W	71-70
J7	NC State	h	W	75-60
J9	Wake Forest	h	W	70-60
J14	at Duke	a	L	59-77
J16	at #4/#4 North Carolina	a	L	51-87
J19	at Furman	a	W	79-63
J22	at #12/#11 Virginia	a	L	75-88
J26	at Clemson	a	L	52-77
J30	Maryland	h	L	46-67
F1	Florida State	h	W	63-51
F6	#10/#11 Virginia	h	L	54-82
F9	at East Tenn. State	a	W	88-73
F12	#3/#3 North Carolina	h	L	79-89
F14	at Mercer	a	W	62-57
F18	at NC State	a	L	53-71
F20	at Wake Forest	a	L	69-70
F25	Clemson	h	L	51-55
F27	Duke	h	W	61-56
M5	vs. #5/#6 North Carolina (25)	n	L	55-78

1994-95 (14-16, 5-11 ACC/6th)

Captains: Demieta Keener, Christie Finney

DATE	OPPONENT	H/A	RESULT	SCORE
N28	Furman	h	W	78-60
D2	Butler (20)	h	L	66-67
D3	Cornell (20)	h	W	90-66
D10	Lafayette	h	W	95-38
D12	Georgia Southern (30)	h	W	79-66
D13	#14/#14 Georgia (30)	h	L	81-113
D15	at Chattanooga	a	W	74-71
D19	vs. UCLA (7)	n	L	69-81

D20	at Alaska-Anch. (7)	a	L	85-87
D21	vs. Army (7)	n	W	85-51
D30	at Fairfield	a	W	111-66
J5	Maryland	h	W	82-59
J7	at #4/#4 North Carolina	a	L	62-74
J12	Wake Forest	h	W	83-77
J15	NC State	h	L	67-81
J18	#25/NR Duke	h	L	71-80
J21	#12/#14 at Virginia	a	L	53-73
J23	Florida State	h	L	58-60
J26	at Clemson	a	L	56-68
J30	at Florida State	a	W	68-57
F5	at Maryland	a	W	67-59
F8	#11/#11 North Carolina	h	L	62-84
F11	at Wake Forest	a	L	61-66
F13	Georgia State	h	W	107-62
F16	at NC State	a	L	64-80
F18	at #22/#25 Duke	a	L	68-77
F20	#6/#7 Virginia	h	L	53-61
F22	at Mercer	a	W	82-49
F25	Clemson	h	W	68-60
M3	vs. NC State (25)	n	L	70-88

1995-96 (14-13, 5-11 ACC/8th)

Captains: Kisha Ford, Shea Matlock

DATE	OPPONENT	H/A	RESULT	SCORE
N14	Md.-Eastern Shore (20)	h	W	93-43
N25	Illinois (20)	h	W	70-60
D2	vs. New Hampshire (29)	n	W	90-72
D3	at Manhattan (29)	n	W	90-61
D13	Chattanooga	h	W	81-62
D28	Western Carolina (31)	h	W	88-48
D29	Seton Hall (31)	h	W	82-67
J1	Appalachian St.	h	W	95-68
J2	at Maryland	a	L	60-61
J6	North Carolina	h	L	74-78
J10	at Wake Forest	a	L	67-81
J15	at #11/#13 NC State	a	L	63-68
J17	at #13/#16 Duke	a	L	66-78
J20	#7/#7 Virginia	h	L	58-79
J22	Florida State	h	W	97-65
J25	#18/#19 Clemson	h	W	55-38
J29	at Georgia State	a	W	76-60
J31	at Florida State	a	L	85-90 (3OT)
F3	Maryland	h	W	59-30
F7	at North Carolina	a	L	72-88
F11	Wake Forest	h	W	75-65
F14	NC State	h	L	64-73
F17	Duke	h	L	55-70
F20	at Virginia	a	L	62-80
F25	at #17 Clemson	a	W	72-62
F27	at Mercer	a	L	61-64
F29	vs. Florida State (25)	n	L	51-64

1996-97 (15-12, 7-9 ACC/7th)

Captains: Kisha Ford, Tiffany Martin

DATE	OPPONENT	H/A	RESULT	SCORE
N25	Mercer	h	W	98-79
N28	Drexel (20)	h	W	84-65
N29	#9/#12 Notre Dame (20)	h	L	69-76
D3	at Appalachian St.	a	W	88-80 (OT)
D12	at #17/#16 Duke	a	L	65-74
D21	at St. Mary's	a	L	59-66
D22	at San Jose State	a	W	68-53
D29	William & Mary (31)	h	W	78-53
D30	Manhattan (31)	h	W	105-63
J2	Maryland	h	W	44-40
J5	#7/#7 NC State	h	W	73-72
J8	at Chattanooga	a	W	72-56
J11	at #16/#15 North Carolina	a	L	53-80
J13	#12/#11 Clemson	h	L	59-67
J16	at #8/#8 Virginia	a	L	53-74
J19	at Wake Forest	a	W	80-65
J22	Florida State	h	W	75-51
J27	#22/#21 Duke	h	L	58-83
J30	#6/#8 North Carolina	h	L	77-80
F4	Georgia State	h	W	76-56
F8	#19/#18 at Clemson	a	L	50-52
F10	at Florida State	a	W	68-60
F13	#9/#8 Virginia	h	W	72-60
F16	Wake Forest	h	W	83-67
F19	at Maryland	a	L	69-73
F23	at NC State	a	L	69-82

YEAR BY YEAR RESULTS

F28 vs. #13/#10 Virginia (32) n L 63-77

1997-98 (11-17, 3-13 ACC/8th)

Captains: Joannah Kauffman, Shea Matlock

DATE	OPPONENT	H/A	RESULT	SCORE
N15	at American	a	L	66-82
N18	at Georgia State	a	W	73-59
N22	at Maryland	a	L	42-74
N24	at Mercer	a	W	70-65 (OT)
N28	Charleston Southern (20)	h	W	87-64
N29	Boston College (20)	h	W	81-79
D1	Chattanooga	h	W	70-42
D3	Davidson	h	L	72-90
D6	#9/#10 Virginia	h	W	84-65
D29	St. Mary's (33)	h	W	69-60 (OT)
D30	#20/20 Auburn (33)	h	L	41-70
J2	#18/#4 NC State	h	L	63-75
J4	at #23/22 Duke	a	L	56-87
J8	#8/7 North Carolina	h	L	48-69
J11	at Wake Forest	a	W	80-60
J18	Florida State	h	L	53-88
J22	at #19/#22 Clemson	a	L	56-79
J24	Belmont	h	W	76-64
J26	Maryland	h	L	57-68
J30	at #16/13 Virginia	a	L	57-93
F1	at #7/9 NC State	a	L	60-85
F5	#14/16 Duke	h	L	55-58
F8	at #5/5 North Carolina	a	L	58-85
F13	Wake Forest	h	W	58-53
F19	at Florida State	a	L	56-77
F22	#19/#9 Clemson	h	L	58-89
F26	vs. Wake Forest (32)	n	W	78-67
F27	vs. #8/10 Duke (32)	n	L	56-100

1998-99 (13-14, 6-10 ACC/6th)

Captains: Kenya Williams, Kelly Muir

DATE	OPPONENT	H/A	RESULT	SCORE
N15	American	h	L	67-87
N21	at Davidson	a	W	88-70
N24	Mercer	h	W	78-50
N27	Samford (34)	h	W	96-62
N28	Weber State (34)	h	W	81-46
D3	at #9/8 North Carolina	a	L	68-85
D5	at #17/14 NC State	a	W	74-73
D16	at Chattanooga	a	W	94-60
D19	Georgia State	h	L	56-66
D29	St. Francis, N.Y. (33)	h	W	90-45
D30	Lafayette (33)	h	W	100-52
J2	Florida State	h	W	92-70
J4	at Wake Forest	a	L	72-77
J7	at #13/17 Duke	a	L	46-113
J10	#12/10 Clemson	h	L	56-61
J14	at #22/23 Virginia	a	L	62-82
J18	#5/4 Georgia (35)	n	L	82-88
J21	Maryland	h	W	72-56
J24	#7/6 North Carolina	h	W	91-84
J28	NC State	h	L	73-93
J31	at Florida State	a	W	86-78
F3	Wake Forest	h	W	74-58
F7	#9/11 Duke	h	L	73-74
F11	at #19/19 Clemson	a	L	41-69
F18	#17/17 Virginia	h	L	73-86
F21	at Maryland	a	L	79-92
F27	vs. #13/14 North Carolina (32)	n	L	71-87

1999-2000 (17-14, 7-9 ACC/6th)**WNIT Quarterfinals**

Captains: Danielle Donehew, Niesha Butler

DATE	OPPONENT	H/A	RESULT	SCORE
N23	at Georgia State	a	W	75-51
N26	Elon (34)	h	W	85-53
N27	Hofstra (34)	h	W	89-61
N30	#6/6 NC State	h	L	70-80
D4	Clemson	h	W	81-62
D7	Charleston Southern	h	W	103-65
D9	#25 Mississippi St.	h	L	56-71
D19	at Monmouth	a	W	79-68
D21	at St. Francis, N.Y.	a	W	91-60
D29	Western Michigan (33)	h	W	95-89 (OT)
D30	Pittsburgh (33)	h	L	69-75
J3	at Virginia	a	L	70-83
J6	at Wake Forest	a	W	73-62
J9	#14/10 Duke	h	L	45-64

J13	#15/12 North Carolina	h	W	55-44
J16	at Florida State	a	L	64-93
J20	vs. #7/7 Georgia (35)	n	L	58-86
J23	at Maryland	a	W	73-67
J31	at Clemson	a	L	43-72
F3	at #24/23 Virginia	a	L	65-66
F6	Wake Forest	h	W	60-54
F11	at #14/12 Duke	a	L	51-83
F13	at North Carolina	a	L	62-85
F17	Florida State	h	L	74-77
F24	at #14/11 NC State	a	W	69-52
F27	Maryland	h	W	60-49
M4	vs. #15/14 NC State (36)	n	W	71-62
M5	vs. #12/10 Duke (36)	n	L	56-77
M16	Southern Miss (37)	h	W	76-71 (OT)
M18	at Chattanooga (37)	a	W	81-74
M21	at Arkansas (37)	a	L	67-78

2000-01 (14-15, 5-11 ACC/8th)**WNIT First Round**

Captains: Niesha Butler, Jaime Kruppa, Alex Stewart

DATE	OPPONENT	H/A	RESULT	SCORE
N24	Cornell (34)	h	W	74-68
N25	Mt. St. Mary's (34)	h	W	102-90
N29	Georgia State	h	W	75-70
D3	at #16/16 Miss. St.	a	L	68-88
D6	at #21/19 NC State	a	L	63-77
D8	vs. #5/6 Georgia (35)	n	L	61-78
D17	Dartmouth	h	W	79-62
D19	at Wagner	a	W	73-50
D21	at Hofstra	a	W	77-74
D29	St. Francis, Pa. (33)	h	W	94-51
D30	Fresno State (33)	h	W	87-56
J2	at North Carolina	a	W	82-75
J5	Florida State	h	L	65-66
J7	NR/#25 Virginia	h	W	70-65
J11	at #5/5 Duke	a	L	83-86
J18	#20/20 Clemson	h	L	64-72
J21	Maryland	h	L	62-66
J25	at Wake Forest	a	L	71-79
J30	Charleston Southern	h	W	94-65
F1	North Carolina	h	L	63-85
F5	at Florida State	a	L	69-89
F8	at NR/#24 Virginia	a	W	87-70
F12	#4/4 Duke	h	L	54-74
F15	#21/20 NC State	h	L	68-74
F19	at NR/#22 Clemson	a	L	49-68
F22	at Maryland	a	W	66-62
F25	Wake Forest	h	W	79-63
M2	vs. North Carolina (36)	n	L	64-79
M15	at Mississippi St. (37)	a	L	73-77

2001-02 (15-14, 7-9 ACC/t-5th)**WNIT First Round**

Captains: Nina Barlin, Milli Martinez, Regina Tate

DATE	OPPONENT	H/A	RESULT	SCORE
N16	Kansas State	h	L	70-74
N18	at Long Island	a	W	80-49
N23	UNC Asheville (34)	h	W	88-56
N24	Eastern Washington (34)	h	W	91-36
D1	vs. Arkansas State (39)	n	W	77-52
D2	vs. Southern (39)	n	L	47-56
D5	Florida State	h	L	78-87
D8	at Fordham	a	W	51-49
D18	at Georgia State	a	W	71-68
D27	vs. #10/#8 Georgia (40)	n	L	52-69
D30	#6/#9 Duke	h	L	60-76
J4	at Wake Forest	a	W	65-56
J6	at NC State	a	L	63-75
J10	Virginia	h	W	92-61
J14	Maryland	h	W	61-58
J17	at #17/#17 North Carolina	a	W	81-62
J20	at Florida State	a	W	73-56
J26	Clemson	h	W	83-78
J29	Charleston Southern	h	W	79-52
J31	at #5/#5 Duke	a	L	50-86
F3	Wake Forest	h	L	61-64
F7	NC State	h	W	69-57
F11	at Virginia	a	L	79-85
F14	at Maryland	a	L	70-81
F17	#20/#22 North Carolina	h	L	62-71
F21	at Clemson	a	L	65-68
F23	Morris Brown	h	W	111-40

M2	vs. Virginia (36)	n	L	58-60
M13	vs. Miami (37)	h	L	64-73

2002-03 (20-11, 8-8 ACC/t-4th)**NCAA First Round**

Captains: Nina Barlin, Megan Isom, Sonja Mallory

DATE	OPPONENT	H/A	RESULT	SCORE
N15	Charlotte	h	W	67-57
N17	at #5/#5 Kansas St.	a	L	59-83
N26	Long Island	h	W	82-47
N29	ETSU (34)	h	W	85-35
N30	Miami (Ohio) (34)	h	W	78-62
D5	Mercer	h	W	96-50
D15	at UCF	a	W	62-58
D18	Georgia State	h	W	65-46
D21	Fordham	h	W	69-53
D27	vs. #24/#22 Georgia (40)	n	W	65-61
D30	St. John's (33)	h	W	61-53
D31	East Carolina (33)	h	W	88-75
J2	#11/#12 North Carolina	h	L	67-72
J5	at Maryland	a	L	63-71
J13	#1/#1 Duke	h	L	59-79
J16	at Virginia	a	L	63-74
J20	at Florida State	a	L	47-66
J23	Clemson	h	W	89-78 (ot)
J26	NC State	h	W	64-54
J31	at Wake Forest	a	W	74-70
F2	at #7/#6 North Carolina	a	L	64-76
F7	Maryland	h	W	59-51
F13	at #2/#2 Duke	a	L	43-82
F16	Virginia	h	L	54-56
F19	Florida State	h	W	86-56
F23	at Clemson	a	W	78-63
F27	at NC State	a	W	78-60
M3	Wake Forest	h	W	77-60
M8	vs. Florida State (36)	n	W	64-59
M9	vs. #2/#2 Duke (36)	n	L	52-76
M22	vs. Virginia Tech (41)	n	L	59-61

MACHELLE JOSEPH

Head Coach: 2003-pres.

Seasons: 12

Record: 232-149 (.609)

2003-04 (14-15, 5-11 ACC/8th)

Captains: Megan Isom, Jasmina Pacariz, Alex Stewart, Fallon Stokes

DATE	OPPONENT	H/A	RESULT	SCORE
N21	at Florida Atlantic	a	W	73-62
N27	vs. James Madison (42)	n	W	60-53
N28	vs. West Virginia (42)	n	L	61-75
N29	vs. SW Missouri St. (42)	n	W	78-71
D2	Davidson	h	W	60-54
D6	at Georgia State	a	W	69-64
D14	Central Florida	h	W	70-48
D18	at Old Dominion	a	L	56-67
D21	at Princeton	a	W	67-66
D27	vs. #11/#12 Georgia (40)	n	L	62-78
D30	William & Mary (33)	h	W	67-57
D31	Florida A&M (33)	h	W	84-45
J2	Florida State	h	W	66-59
J8	#1/#2 Duke	h	L	45-77
J12	at Virginia	a	L	59-60
J15	at Maryland	a	L	87-91
J18	Clemson	h	L	61-75
J22	at #13/#11 North Carolina	a	L	56-63
J25	at Florida State	a	W	73-62
J29	Wake Forest	h	L	55-57
F1	at NC State	a	L	71-75
F7	at #2/#2 Duke	a	L	41-81
F12	Virginia	h	W	65-55
F15	Maryland	h	W	58-57
F19	at Clemson	a	L	47-59
F23	#11/#15 North Carolina	h	L	46-58
F26	NC State	h	W	76-61
F29	at Wake Forest	h	L	61-63
M5	vs. Wake Forest (36)	n	L	59-61

YEAR BY YEAR RESULTS

2004-05 (13-14, 4-10 ACC/8th)

Captains: Megan Harping, Kasha Terry, Jessica Williams

DATE	OPPONENT	H/A	RESULT	SCORE
N19	Georgia State	h	W	72-30
N23	Old Dominion	h	W	71-64
N28	Princeton	h	W	60-50
D3	#6/#6 Georgia	h	W	55-49
D5	Grambling State	h	W	66-52
D12	at Tulsa	a	L	47-55
D17	at St. John's	a	L	65-69
D21	Samford	h	W	64-52
D30	Mississippi Valley State (33)	h	W	74-41
D31	Alcorn State (33)	h	W	62-43
J3	UAB	h	W	74-49
J6	at Florida State	a	W	59-58
J10	Virginia	h	L	38-61
J13	#15/#17 Maryland	h	L	65-72
J17	at #1/#1 Duke	a	L	59-82
J23	at Miami	a	W	62-46
J26	Clemson	h	W	53-48
J30	#12/#5 North Carolina	h	L	41-55
F3	at #20/#21 Maryland	a	L	67-84
F6	at Wake Forest	a	W	40-37
F10	#23/#24 NC State	h	L	59-83
F13	Arkansas (43)	n	L	59-71
F16	at Virginia Tech	a	L	48-73
F20	#3/#4 Duke	h	L	55-73
F24	at Clemson	a	L	49-58
F27	Florida State	h	L	49-51
M4	Miami (36)	n	L	58-60

2005-06 (14-15, 2-12 ACC/11th)

Captains: Megan Harping, Kasha Terry, Jessica Williams, Cheytoria Phillips

DATE	OPPONENT	H/A	RESULT	SCORE
N18	at UAB	a	W	68-55
N20	Arkansas-Pine Bluff	h	W	74-36
N23	College of Charleston	h	W	66-50
N27	Appalachian State	h	W	68-45
N30	at Georgia State	a	W	60-51
D4	at #17/#17 Georgia	a	L	66-72
D9	San Diego	h	W	56-51
D18	Tulsa	h	W	54-38
D20	Longwood	h	W	81-41
D22	Troy	h	W	69-43
D30	Alabama State(33)	h	W	76-46
D31	UMass (33)	h	W	57-43
J5	Miami	h	L	63-75
J8	at Clemson	a	L	63-72
J11	#2/#2 Duke	h	L	59-67
J15	vs. Kentucky (43)	n	L	62-66
J18	at #4/#3 North Carolina	a	L	56-85
J22	Wake Forest	h	W	66-61
J26	at #6/#6 Maryland	a	L	71-79
J29	Clemson	h	W	83-64
F2	Florida State	h	L	54-59
F5	#1/#1 North Carolina	h	L	56-75
F9	at #21/#22 Boston College	a	L	55-57
F12	at NC State	a	L	53-65
F19	Virginia Tech	h	L	54-70
F23	at Virginia	a	L	51-57
F26	at Miami	a	L	85-90 (20T)
M2	vs. Miami (36)	n	W	79-62
M3	vs. Maryland (36)	n	L	66-71

2006-07 (21-12, 9-5 ACC/6th)

NCAA Second Round

Captains: Janie Mitchell, Chioma Nnamaka

DATE	OPPONENT	H/A	RESULT	SCORE
N10	Mercer	h	W	87-48
N14	at Appalachian State	a	W	79-53
N16	Georgia State	h	W	83-41
N20	at Temple	a	L	62-76
N24	at San Diego	a	L	59-62
D3	#8/#8 Georgia	h	L	69-79
D6	Kennesaw State	h	W	81-43
D10	Jacksonville	h	W	79-57
D18	at Northwestern	a	W	82-68
D20	at College of Charleston	a	W	82-50
D29	Alcorn State (33)	h	W	76-54
D30	Mississippi State (33)	h	L	56-62
J2	#2/#2 North Carolina	h	L	57-69

J4	Winston-Salem State	h	W	73-43
J7	at Clemson	a	W	63-57
D10	Jacksonville	h	W	79-57
D18	at Northwestern	a	W	82-68
D20	at College of Charleston	a	W	82-50
D29	Alcorn State (33)	h	W	76-54
D30	Mississippi State (33)	h	L	56-62
J2	#2/#2 North Carolina	h	L	57-69
J4	Winston-Salem State	h	W	73-43
J7	at Clemson	a	W	63-57
J10	at #3/#3 Duke	a	L	51-83
J15	Miami	h	W	52-37
J18	at North Carolina	a	L	31-78
J21	vs. #14/#11 Vanderbilt (43)n	n	L	55-72
J25	Boston College	a	W	60-49
J28	at Wake Forest	a	W	58-45
F1	#4/#4 Maryland	h	W	77-72
F5	at Virginia Tech	a	L	68-73
F9	at Florida State	a	L	52-63
F11	NC State	h	W	69-62
F15	at Miami	a	W	66-45
F19	Clemson	h	W	62-59
F22	Virginia	h	W	73-49
F25	Longwood	h	W	75-46
M1	vs. Miami (36)	n	W	66-52
M2	vs. #6/#5 Maryland (36)	n	L	59-75
M17	vs. DePaul (44)	n	W	55-54
M19	vs. Purdue (44)	n	L	63-76

2007-08 (22-10, 7-7 ACC/5th)

NCAA First Round

Captains: Jill Ingram, Janie Mitchell, Chioma Nnamaka, Jacqua Williams

DATE	OPPONENT	H/A	RESULT	SCORE
N9	Davidson	h	W	69-50
N13	at Tulane	a	W	66-61
N18	Temple	h	W	59-49
N21	Northwestern	h	W	55-46
N28	at Iowa	a	W	76-57
D2	at #7/8 Georgia	a	L	64-71
D6	South Carolina Upstate	h	W	92-45
D9	Georgia Southern	h	W	78-50
D16	at Mississippi State	a	W	70-58
D18	at Mississippi Valley State	a	W	79-67
D22	at Georgia State	a	W	79-67
D29	Chicago State (33)	h	W	57-31
D30	Kennesaw St. (33)	h	W	83-68
J2	Jackson State	h	W	79-42
J5	at #4/4 North Carolina	a	L	78-99
J10	Wake Forest	h	W	57-47
J13	Miami	h	W	68-65
J17	at NC State	a	W	67-63
J20	at #4/4 Maryland	a	L	95-99 (20T)
J24	#10/10 Duke	h	L	47-73
J31	Clemson	h	W	77-59
F3	Florida State	h	W	83-73
F7	at Miami	a	L	52-54
F10	#3/3 North Carolina	h	L	61-75
F12	Savannah State	h	W	82-28
F18	at Boston College	a	L	53-62
F24	at Clemson	a	W	74-58
F29	Virginia Tech	h	W	76-43
M2	at Virginia	a	L	101-103 (20T)
M6	vs. Miami (36)	n	W	76-49
M7	vs. #25/25 Virginia (36)	n	L	43-52
M22	vs. Iowa State (45)	n	L	55-58

2008-09 (22-10, 8-6 ACC/5th)

NCAA Second Round

Captains: Alex Montgomery, Jacqua Williams

DATE	OPPONENT	H/A	RESULT	SCORE
N14	Troy	h	W	73-49
N16	at #1/1 Connecticut	a	L	71-82
N19	Kennesaw State	h	W	77-49
N22	Mississippi Valley State	h	W	72-37
N26	Georgia State	h	W	74-56
N29	vs. #9/11 Texas (46)	n	L	68-76
N30	vs. Tennessee Tech (46)	n	W	68-56
D3	#21/24 Michigan State	h	W	70-57
D5	Georgia	h	W	57-42
D13	vs. Oregon (47)	n	W	74-59
D18	vs. Winthrop (48)	n	W	65-27
D20	vs. UT-Arlington (48)	n	W	63-56

D30	Florida A&M	h	W	77-42
J4	Tulane	h	W	69-52
J8	Boston College	h	L	64-65 (OT)
J12	at Miami	a	W	68-50
J18	at Florida State	a	L	49-59
J22	#2/3 North Carolina	h	W	66-62
J25	at #4/8 Duke	a	L	34-60
J29	Miami	h	W	68-42
F1	Clemson	h	W	49-41
F3	at Wake Forest	a	L	60-68
F8	NC State	h	W	67-54
F11	at Savannah State	a	W	89-34
F15	at #8/7 North Carolina	a	L	50-73
F19	Maryland	h	L	79-87
F22	at Clemson	a	W	89-54
F26	at Virginia Tech	a	W	73-68 (OT)
M1	#22/19 Virginia	h	W	74-66
M5	vs. Clemson (36)	n	L	69-81
M22	at Iowa (49)	a	W	76-62
M24	vs. #4/4 Oklahoma (49)	n	L	50-69

2009-10 (23-10, 8-6 ACC/4th)

NCAA First Round

Captains: Brigitte Ardossi, Deja Foster, Alex Montgomery

DATE	OPPONENT	H/A	RESULT	SCORE
N13	Winthrop	h	W	63-30
N15	at Oklahoma State	a	L	64-70
N21	Florida Gulf Coast	h	W	58-48
N27	vs. Seton Hall (50)	n	W	57-51
N28	at Long Island (50)	a	W	73-56
D2	at Penn State	a	W	64-60
D6	at #13/16 Georgia	a	L	50-56
D13	Mississippi Valley State	h	W	89-41
D16	Oregon	h	W	87-69
D18	at Kennesaw State	a	W	94-48
D20	Arizona	h	W	70-48
D22	at Georgia State	a	W	62-50
D28	vs. Hampton (51)	n	W	63-54
D29	at Florida International	a	W	68-57
J2	Army	h	W	76-47
J6	at #7/7 North Carolina	a	L	78-89
J11	Clemson	h	W	72-58
J14	Wake Forest	h	W	72-66
J17	at Boston College	a	L	51-77
J21	Savannah State	h	W	80-51
J24	at #25/22 Virginia	a	L	55-57
J27	Miami	h	W	80-73 (OT)
J31	Virginia Tech	h	W	61-47
F5	at Maryland	a	W	61-60
F8	at Clemson	a	W	68-53
F15	#10/10 Florida State	h	L	59-69
F19	#8/7 Duke	h	L	50-64
F21	at Miami	a	W	77-73
F26	North Carolina	h	W	64-57
J28	at Nc State	a	L	46-54
M5	vs. Wake Forest (36)	n	W	52-45
M6	vs. #9/8 Duke (36)	n	L	55-67
M21	vs. Arkansas Little Rock (52)n	n	L	53-63

2010-11 (24-11, 9-5 ACC/t-4th)

NCAA Second Round

Captains: Deja Foster, Alex Montgomery, Metra Walthour

DATE	OPPONENT	H/A	RESULT	SCORE
N12	Georgia State	h	W	66-56
N14	at Old Dominion	a	L	63-65
N17	Kennesaw State	h	W	79-60
N19	Prairie View A&M	h	W	61-37
N21	#1/1 Connecticut	h	L	51-71
N25	vs. #12/12 Georgetown (42) n	n	L	58-67
N26	vs. #4/4 Tennessee (42)	n	L	42-66
N27	vs. Missouri (42)	n	W	61-46
D1	Northwestern	h	W	67-63
D3	Middle Tennessee State	h	W	68-48
D5	#21/22 Georgia	h	W	69-53
D21	at Portland State	a	W	69-53
D23	at Washington	a	W	60-27
D28	Mercer	h	W	101-44
D30	Tennessee State	h	W	82-11
J2	Jacksonville State	h	W	81-52
J6	#8/8 North Carolina	h	W	71-70
J9	at Clemson	a	W	64-53
J13	Virginia	h	W	68-48
J17	at Wake Forest	a	W	54-46

YEAR BY YEAR RESULTS

J21	at #3/3 Duke	a	L	32-69
J23	Boston College	h	W	67-54
J27	at Virginia Tech	a	W	78-57
J30	at #16/22 Miami	a	L	74-84 (OT)
F3	#12/10 Maryland	h	L	53-56
F11	at #19/15 Florida State	a	L	60-73
F13	NC State	h	W	74-65
F17	Clemson	h	W	72-46
F24	at #13/16 North Carolina	a	W	64-57
F27	#12/14 Miami	h	L	59-70
M3	vs. Virginia Tech (36)	n	W	81-58
M4	vs. #13/15 Maryland (36)	n	W	70-64
M5	vs. #8/7 Duke (36)	n	L	66-74
M19	vs. Bowling Green (53)	n	W	69-58
M21	vs. #18/24 Ohio State (53)	a	L	60-67

2011-12 (26-9, 12-4 ACC/t-3rd)

NCAA Sweet 16

Captains: LaQuanisha Adams, Mo Bennett, Sasha Goodlett, Chelsea Regins, Metra Walhour

Home games played at the Arena at Gwinnett Center, finale vs. Clemson played at Morehouse College

DATE	OPPONENT	H/A	RESULT	SCORE
N11	Alabama State	h	W	97-37
N13	Old Dominion	h	W	87-56
N19	at Marquette	a	W	74-63
N22	Kennesaw State	h	W	94-51
N25	vs. #13/13 Rutgers (54)	n	L	40-59
N26	vs. RV/18 Green Bay (54)	n	L	62-67 (OT)
N30	Nebraska	h	W	73-57
D4	at #15/14 Georgia	a	L	68-75
D11	at Middle Tennessee State	a	W	58-47
D16	at Georgia State	a	W	85-50
D19	vs. SIU-Edwardsville (48)	n	W	80-38
D21	vs. Central Arkansas (48)	n	W	67-61
D29	North Carolina A&T	h	W	74-57
J2	at NC State	a	W	76-66
J6	at #5/5 Maryland	a	L	74-77
J9	#13/13 Miami	h	L	65-77
J12	Wake Forest	h	W	71-67
J15	at Boston College	a	W	68-58
J18	#5/5 Duke	h	L	62-79
J22	at Florida State	a	W	79-55
J25	Virginia	h	W	63-53
J29	at Clemson	a	W	63-54
F2	NC State	h	W	75-68 (OT)
F6	#8/10 Maryland	h	L	56-64
F12	at #23 North Carolina	a	W	56-54
F16	at Wake Forest	a	W	67-52
F19	Boston College	h	W	85-48
F23	at Virginia Tech	a	W	76-66
F26	Clemson	h	W	62-50
M3	vs. North Carolina (36)	n	W	54-53
M4	vs. NC State (36)	n	W	87-61
M5	vs. #6/5 Maryland (36)	n	L	65-68
M18	vs. Sacred Heart (55)	n	W	76-50
M20	vs. #17/16 Georgetown (55)	n	W	76-64
M24	vs. #1/1 Baylor (45)	n	L	68-83

2012-13 (14-16, 7-11 ACC/t-7th)

First season at McCamish Pavilion

DATE	OPPONENT	H/A	RESULT	SCORE
N11	#20/16 Tennessee	h	L	71-54
N13	Kennesaw State	h	W	80-51
N18	Marquette	h	W	76-72
N23	vs. Syracuse (54)	n	L	75-72 (OT)
N24	vs. UW-Milwaukee (54)	n	W	66-57
N28	at #14/13 Purdue	a	L	85-73
D2	#8/9 Georgia	h	L	60-50
D6	at #4/4 Duke*	a	L	85-52
D16	Alcorn State	h	W	76-49
D21	Washington	h	W	52-44
D29	vs. Quinnipiac (51)	n	W	74-57
D30	at FIU (51)	a	W	65-63
J3	#19/21 Florida State*	h	L	85-78
J6	at Clemson*	a	W	81-59
J10	Virginia*	h	L	62-51
J13	at #11/20 North Carolina*	a	L	79-58
J17	at Miami*	a	L	71-65
J20	#10/10 Maryland*	h	L	66-57
J25	at #22/21 Florida State*	a	L	76-71
J27	NC State*	h	L	78-66
J31	Wake Forest*	h	W	89-82 (OT)

F3	at Virginia*	a	W	65-62
F8	Virginia Tech*	h	L	63-61
F10	#16/18 North Carolina*	h	L	60-58
F17	at NC State*	a	W	79-70
F21	at Wake Forest*	a	W	82-64
F24	Miami*	h	W	68-64
F28	Clemson*	h	W	74-48
M3	at Boston College*	a	L	74-68
M7	vs. Wake Forest (36)	n	L	86-67

2013-14 (20-12, 9-7 ACC/7th)

NCAA First Round

Captains: Shayla Bivins, Kaela Davis, Aaliyah Whiteside

DATE	OPPONENT	H/A	RESULT	SCORE
N8	Coppin State	h	W	79-57
N10	Western Carolina	h	W	87-47
N17	at #4/3 Tennessee	a	L	87-76
N24	at #23/21 Georgia	a	L	63-56
N29	vs. Southern Utah (56)	n	W	85-60
N30	vs. McNeese State (56)	n	W	69-60
D4	Illinois	h	W	93-69
D7	Alabama A&M	h	W	93-56
D17	Portland State	h	W	104-54
D20	RV/RV UTEP (57)	n	W	102-77
D21	#13/16 Oklahoma St. (57)	n	L	68-60
D29	Alabama State	h	W	99-58
D30	Hampton University	h	W	89-70
J5	#4/4 Duke*	h	L	64-47
J8	at Clemson*	a	W	89-68
J12	at RV/RV Syracuse*	a	L	76-70
J16	Wake Forest*	h	W	79-63
J19	at #6/6 Maryland*	a	L	92-81
J23	at Virginia Tech*	a	W	73-52
J26	#23/24 NC State*	h	L	80-73
J30	Clemson*	h	L	80-79 (OT)
F3	at Pittsburgh*	a	W	77-66
F6	#13/11 North Carolina*	h	W	94-91
F9	at Miami*	a	W	89-87
F14	Virginia*	h	W	95-76
F17	at #2/2 Notre Dame*	a	L	87-72
F23	#8/9 Maryland*	h	L	79-62
F27	at Florida State*	a	W	86-78
M2	Boston College*	h	W	84-74
M6	vs. Virginia (36)	n	W	77-76
M7	vs. #10/10 Duke (36)	n	L	82-52
M23	at LSU (58)	a	L	98-78

2014-15 (19-15, 7-9 ACC/t-9th)

WNIT Second Round

Captains: Kaela Davis, Roddrika Rogers, Sydney Wallace, Aaliyah Whiteside

DATE	OPPONENT	H/A	RESULT	SCORE
N14	at Loyola Chicago	a	W	102-44
N16	Morgan State	h	W	92-57
N19	Kennesaw State	h	W	105-76
N23	#24/rv Georgia	h	L	57-64
N25	Grambling State	h	W	97-64
N28	rv/rv Green Bay (59)	n	L	50-71
N29	Villanova (59)	n	W	71-63
N30	rv/- Minnesota (59)	n	L	69-72
D4	at #16/16 Michigan State	a	L	73-79 (ot)
D14	Central Arkansas	h	W	88-50
D17	Alabama State	h	W	77-53
D20	St. Francis Brooklyn	a	W	65-59
D29	Lipscomb	h	W	71-53
D30	Louisiana Tech	h	W	96-81
J2	#7/6 Louisville*	a	L	48-75
J4	Clemson*	h	W	74-66
J8	at Boston College*	a	W	80-77
J11	at #8/6 North Carolina*	a	L	81-96
J18	Pittsburgh*	h	L	72-75 (ot)
J22	at #6/5 Notre Dame*	a	L	76-89
J25	at Virginia*	a	W	68-62
J30	#9/9 Florida State*	h	L	62-82
F1	Virginia Tech*	h	W	79-71
F8	#25/25 Syracuse*	h	L	60-65
F12	NC State*	h	L	64-65
F15	at Miami*	a	L	59-64
F19	#4/4 Notre Dame*	h	L	61-71
F22	at Clemson*	a	W	71-59
F26	#16/17 Duke*	h	W	71-62
F28	at Wake Forest	a	W	67-60

M4	vs. Clemson (36)	n	W	80-53
M5	vs. #16/12 North Carolina	n	L	64-84
M19	Elon	h	W	69-47
M22	at Ole Miss	a	L	48-63

2015-16 (20-13, 8-8 ACC/t-7th)

WNIT Second Round

DATE	OPPONENT	H/A	RESULT	SCORE
N2	West Georgia (Exh)	H	W	77-35
N13	Loyola Chicago	H	W	84-77
N15	St. Francis Brooklyn	H	W	89-51
N18	Southeastern Louisiana	H	W	102-49
N22	at Georgia	A	L	78-66
N24	Alabama State	H	W	80-54
N26	vs. Northern Iowa (60)	N	L	61-58
N27	vs. High Point (60)	N	W	81-61
D2	at Indiana	A	L	69-60
D5	USC Upstate	H	W	87-46
D13	Samford	H	W	66-55
D15	Prarie View A&M	H	W	96-48
D18	Alabama	H	W	70-58
D20	at IUPUI	A	W	60-50
D30	at #3/3 Notre Dame*	A	L	85-76
J3	Louisville*	H	L	78-65
J7	at NC State*	A	L	65-57
J10	at #19/15 Florida State*	A	L	75-69
J14	North Carolina*	H	W	80-73
J17	Virginia*	H	L	78-67
J24	at Clemson*	A	W	76-63
J28	#3/3 Notre Dame*	H	L	54-42
J31	Boston College*	H	W	62-56
F4	at Virginia Tech*	A	W	51-34
F7	at #23 Syracuse*	A	L	71-52
F11	#19/17 Miami*	H	L	58-55
F14	Clemson*	H	W	77-48
F21	at Duke*	A	W	64-59
F25	at Pittsburgh*	A	W	66-60
F28	Wake Forest*	H	W	66-51
M3	vs. Wake Forest (36)	N	W	67-65
M4	vs. #7/6 Louisville (36)	N	L	60-50
M17	vs. Mercer (61)	H	W	73-56
M21	vs. Tulane (61)	H	L	64-61

Neutral Sites Key


1. GAIAW State Tournament
2. Virginia Tipoff Tournament, Charlottesville, Va.
3. ACC Tournament, College Park, Md.
4. ACC Tournament, Clemson, S.C.
5. ACC Tournament, Raleigh, N.C.
6. Miller High Life Classic, Lawrenceville, N.J.
7. Northern Lights Invitational, Anchorage, Alaska
8. ACC Tournament, Chapel Hill, N.C.
9. Days Inn Classic, Atlanta, Ga.
10. South Florida Invitational, Tampa, Fla.
11. ACC Tournament, Fayetteville, N.C.
12. Wagner Christmas Invitational, New York, N.Y.
13. Radisson Classic, Atlanta, Ga.
14. Lady Blazer Invitational, Birmingham, Ala.
15. Pepperdine Invitational, Malibu, Calif.
16. Fordham Lady Ram Classic, New York, N.Y.
17. Tallahassee Hilton Classic, Tallahassee, Fla.
18. Augusta Basketball Classic, Augusta, Maine
19. Pickett Suite Classic, Atlanta, Ga.
20. Comfort Inn Downtown Classic, Atlanta, Ga.
21. Dial Soap Classic, Minneapolis, Minn.
22. Penn Red & Blue Classic, Philadelphia, Pa.
23. Lady Paladin/Ramada Inn Invitational, Greenville, S.C.
24. Pepsi/Church's Holiday Classic, Miami, Fla.
25. ACC Tournament, Rock Hill, S.C.
26. National Women's Invitational Tournament, Amarillo, Tex.
27. Texaco/Hawk Classic, Philadelphia, Pa.
28. NCAA Tournament Mid-East Regional
29. Sheraton Big Apple Classic, Manhattan, N.Y.
30. ISES Southern Invitational, Atlanta, Ga.
31. Hyatt Regency Holiday Tournament, Atlanta, Ga.
32. ACC Tournament, Charlotte, N.C.
33. GT/Atlanta Marriott NW Holiday Invt., Atlanta, Ga.
34. GT/Atlanta Marriott Northwest Classic, Atlanta, Ga.
35. Cobb Civic Center, Marietta, Ga.
36. ACC Tournament, Greensboro, N.C.
37. National Women's Invitational Tournament
38. Omni, Atlanta, Ga.

39. ECU Tournament, Greenville, N.C.
40. Philips Arena, Atlanta, Ga.
41. NCAA First Round, West Lafayette, Ind.
42. Paradise Jam, St. Thomas, US Virgin Islands
43. Gwinnett Center, Duluth, Ga.
44. Williams Arena, Minneapolis, Minn.
45. Wells Fargo Arena, Des Moines, Iowa
46. FAU Thanksgiving Classic, Boca Raton, Fla.
47. Pape Jam, Rose Garden Arena, Portland, Ore.
48. Bahamas Sunsplash Shootout, Nassau, Bahamas
49. Carver-Hawkeye Arena, Iowa City, Iowa
50. LIU Turkey Classic, Brooklyn, N.Y.
51. FIU Sun & Fun Classic, Miami, Fla.
52. Lloyd Nobe Center, Norman, Okla.
53. St. John Arena, Columbus, Ohio
54. San Juan Shootout, San Juan, Puerto Rico
55. Carmichael Arena, Chapel Hill, N.C.
56. LIU Turkey Classic, Brooklyn, N.Y.
57. Puerto Rico Classic, San Juan, Puerto Rico
58. Maravich Arena, Baton Rouge, La. - NCAA First Round
59. Gulf Coast Showcase, Naples, Fla.
60. Cancun Challenge, Cancun, Mexico
61. WNIT, Atlanta, Ga.

Georgia Tech Records-at-a-Glance

Overall	627-589 (.513)
vs. ACC	195-344 (.358)
in ACC Tournament	16-37 (.294)
in Home games	328-201 (.616)
in Away games	159-257 (.380)
in Neutral games	71-73 (.493)
in WNIT/NWIT (Five Appearances)	7-5
in NCAA (Nine Appearances)	5-9
vs. Ranked Opponents	36-258
vs. Top-10 Opponents	10-128

ALL-TIME LETTERWINNERS AND COACHES



A

Adams, LaQuananisha	2009-12*
Alligood, Donna	1981-82*
Ancora, Giuliett	2005-06*
Andrews, Lillian	2016
Ardossi, Brigitte	2007-10*
Avant, Val	1988*
Aves, Lindsey	1999-00*
Avram, Simina	2014-*

B

Baldwin, Selena	1990-93*
Bärin, Nina	2000-03*
Bennett, Mo	2009-12*
Bivins, Shayla	2010-14
Blackmon, Tiffany	2007-10*
Blain, Jasmine	2010-13
Boatner, Tamika	2000-02*
Brandt, Kate	1981-84*
Blalock, Tina	1981-83*
Bootz, Dolores	1985-88*
Buchannon, Stacey	1994-95*
Buie, Angel	2007
Butler, Niesha	1999-2002*

C

Caldwell, Devony	1990-93*
Carter, Michele	1984*
Chandler, Jan	1977*
Chaney, Valerie	1998*
Chavis, Alesia	1979*
Cochran, Cindy	1982-85*
Coil, Susie	2002
Collier, Joya	1996*
Cook, Zutorya	2016
Corbitt, Leslie	1975
Crawford, Kim	1983-86*
Cryor, Ciani	2015-16*

D

Davis, Bronda	1990-91*
Davis, Carmen	1990-91-92*
Davis, Emily	1985-86*
Davis, Kaela	2014-15*
Delp, Mary Denise	1982*
Diouf, Anne Francoise	2016
Donehew, Danielle	1997-2000*
Dortch, Kathy	1993-97*
Duggins, Anna Maria	1993-94*

E

Ebert, Ashley	1999-2002*
Echols, Allison	1989-92*
Edeferioka, Elo	2016-



F

Fails, Candi	1999*
Farmer, Jackie	1987*
Finney, Christie	1992-95*
Fischer, Angie	1990-93*
Fisher, Sara	1988*
Fogdemark, Frida	2011-14*
Follrod, Debbie	1975
Ford, Kisha	1994-97*
Fortune, Martine	2016-
Foster, Becky	1989*
Foster, Deja	2008-11*
Fountain, Donnaizha	2014
Frick, Marguerite	1975-76
Foy, Betsy	1998*
Fulton, Tammy	1979*

G

Gabbard, Becky	1976
Gari, Irene	2015-16*
Garner, Erin	2015-16*
Gaspar, Sarah	1994-97*
Gernatt, Theresa	1988-91*
Giambruno, Mary	1980-82*
Gilreath, Jane	1981*
Gilstrap, Stacy	1977*
Gortnar, Tjasa	2012*
Goodlett, Sasha	2009-12*
Graves, Diane	1981*
Guerrant, Ashley	2003-05*
Guimaraes, Chelsea	2016-

H

Hamilton-Carter, Danielle	2010-13*
Harpring, Megan	2003-06*
Harrison, Nicole	1992*
Hartwell, Sarah	2012*
Heitmann, Deni	1975-76
Hemingway, Iasia	2008-09*
Hendershott, Jennifer	1978-81*
Higgs, Stephanie	2004-07*
Holston, Gabrielle	2014
Horton, Amy	2008
Howard, Aisha	1998*
Howard, DeJoria	2015-16*

I

Ingram, Jill	2005-08*
Isom, Megan	2002-04*

J

Jacobs, DeWayna	1989*
Jackson, Brittany	2013*
James, Janice	1984-85*
Jicka, Mary Lou	1981-84*



Johnson, April	2003-04*
Jones, Angela	1985*
Jones, Harriett	1977*
Jones, De'Ashia	2015*
Josiah, Nia	2006-07

K

Kauffman, Joannah	1995-98*
Kauffman, Lara	1989-93*
Keener, Demieta	1992-95*
Kruppa, Jaime	1998-01*

L

Lamprey, Ruth	1986-87*
Langston, Lynn	1993*
Laudenslager, Rochelle	1980-83)*
Leachman, Jennifer	1983-85*
Lineberger, Debbie	1979-80*
Lingenfelder, Amy	2000*
Longo, Jane	1977-78*
Lopez, Teresa	1979-81*
Lounsbury, Karen	1989-92*
Lovett, Lisa	1977-80*

M

Mainland, Marlene	1985-88*
Mallory, Sonja	2000-03*
Malone, Anita	1982-84, 1986*
Marshall, Tyaunna	2011-14*
Marrell, Penny	1976
Martin, Tiffany	1994-97*
Martinez, Milli	1999-2002*
Matlock, Shea	1996-98*
Maye, Dawnn	2011-14*
McKenzie, Paula	1975
McCallum, Candice	1998-2000*
McClure, Terri	1975-77*
McDonald, Breana	2013
Miller, Julie	1975
Miller, Mandy	1987-88*
Mitchell, Daphne	2005-08*
Mitchell, Janie	2005-08*
Monroe, Maya	2002-04*
Montgomery, Alex	2008-11*
Moon, Hea Ju	1987-88*
Morelock, Janice	1977*
Morris, Wendy	1979*
Moss, Shantrell	2005*
Munnion, Carla	1995-98*
Muir, Kelly	1997-99*

N

Neal, Ida	1986-89*
Ngoie-Hasahya, Sandra	2011*
Nnamaka, Chioma	2005-08*
Novotny, Shelli	1996-98*



O

O'Dell, Margaret	1975
O'Neil, Zaire	2015-*

P

Pacariz, Jasmina	2001-04*
Pan, Francesca	2016
Pardee, Janine	1976
Peresson, Antonia	2015-*
Phillips, April	2006*
Phillips, Cheytoria	2003-06*
Pierce, Joyce	1991-93*
Portwood, Tina	1977*
Posey, Jamie	1978-81*
Potter, Tara	1989-90*
Pugh, Kaylan	2016

Q

Quarterman, Valeria	1998*
---------------------	-------

R

Rainwater, Karen	1978-81*
Ray, Ellen	1975
Reinhardt, Robin	1975-78*
Regins, Chelsea	2009-12*
Rodd, Tonia	1986-89*
Rogers, Roddreka	2013-16*
Rucker, Mary	1980-82, 1984*
Ryan, Melinda	1978-80*

S

Samborsky, Sukie	1978*
Sampson, Kristy	1977*
Sauer, Lauren	2005-06*
Scott, Chanin	2016
Seeger, Kathy	1978-79*
Shanklin, Kathy	1978*
Siebenmorgan, Vicki	1977-79*
Smith, Carol	1980*
Smith, Dawn	1994-95-97*
Stewart, Alex	2000-04*
Stokes, Fallon	2001-04*
Sweeney, Cha'Ron	2016

T

Tate, Bonnie	1977-79*
Tate, Regina	1998-02*
Taylor, Nariah	2013-15*
Taylor, Sharena	2010-13*
Taylor, Tabasha	2002
Terry, Kasha	2003-06*
Thigpen, Carolyn	1975
Tifford, Imani	2015-*
Trice, Simone	2008-09*

ALL-TIME LETTERWINNERS AND COACHES



V

Vuckovic, Katarina 2014-*

W

Wagner, Sheila	1987-90*
Walker, Marielle	1985-88*
Walker, Nefertiti	2002*
Wallace, Sydney	2012-15*
Walshour, Metra	2009-12*
Weinert, Kirsten	1983-86*
Weiss, Aimee	1990-93*
Wells, Kim	1985-87*
White, Heather	1989-91*
Whiteside, Aaliyah	2013-16*
Wilkinson, Renee	1993-96*
Williams, Jacqua	2006-09*
Williams, Jessica	2003-06*
Williams, Kenya	1996-99*
Wilson, Kentrina	2004-07*
Wilson, Yvonne	1993-94*
Winn, Mallorie	2003-04*
Woodhull, LeeAnn	1980-83*
Woolcock, Shaday	2008-09*

Janie Mitchell	2012
Teri Moren	2008-10
Joyce Patterson	1984-85
Art Prevost	2004-05
Sam Purcell	2011-13
Debbie Richardson	1981-86, 1994-98
Mark Simons	2007-08
Lisa Stockton	1990-94
Karen Turner	1985-88
Michael Wholey	2013-
Jeffrey Williams	2002-03
M.L. Willis	2013-

GRADUATE ASSISTANTS

LaQuananisha Adams	2012-14
Mary Denkler	1984-85
Danielle Donehew	2000-01
Ashley Ebert	2003-04
Julie Ehlers	1991-92
Ann Lashley	1989-90
April Phillips	2014-
Jamie Posey	1981-84
Metra Walshour	2013-

*Denotes Letterwinner
Bold denotes Active

HEAD COACHES

Agnus Berenato	1988-2003
James P. Culpepper, Jr.	1974-80
Benny Dees	1980-81
MaChelle Joseph	2004-Present
Bernadette McGlade	1981-88

ASSISTANT COACHES

<i>(since 1981)</i>	
Agnus Berenato	1986-88
Octavia Blue	2010-11
Shelia Collins	1989-94
Candy Cage	1997-01
Kisha Ford	2002
Deja Foster	2013-
Kim Gosnell	1993-95
Russell Harrell	1988-89
Gene Hill	2009-11
Monique Holland	1997-01
Mary Ann Ingram	1982-84
Sadiaa Jones	2006
MaChelle Joseph	2002-03
Lara Kauffman	1994-96
Brenda Mock Kirkpatrick	2003-04
Seth Kushkin	2006-07
Jim Lewis	2011
Mack McCarthy	2005
Stephanie McCormick	2004
Sytia Messer	2005-09; 2012-13
Faye Young Miller	1988-93
Mark Miller	1998-01

ALL-TIME SERIES HISTORY

Team	W	L	First Meeting	Last Meeting	Team	W	L	First Meeting	Last Meeting-
Alabama	1	3	1982-83	2015-16	Georgia Baptist	5	1	1974-75	1977-78
Alabama A&M	1	0	2013-14	2013-14	Georgia College	3	1	1977-78	1978-79
Alabama State	5	0	2005-06	2015-16	Georgia Southern	4	7	1979-80	2007-08
Alaska-Anchorage	0	1	1994-95	1994-95	Georgia Southwestern	4	0	1978-79	1982-83
Albany State	1	5	1975-76	1980-81	Georgia State	24	11	1975-76	2011-12
Alcorn State	4	0	1991-92	2012-13	Gordon	2	0	1974-75	1974-75
American	0	2	1997-98	1998-99	Grambling State	2	0	2004-05	2014-15
Appalachian State	6	1	1988-89	2006-07	Hampton	2	0	2009-10	2013-14
Arizona	2	0	1984-85	2009-10	Hawaii	1	0	1991-92	1991-92
Arkansas	0	2	1999-00	2004-05	High Point	1	0	2015-16	2015-16
Arkansas Little Rock	0	1	2009-10	2009-10	Hofstra	3	0	1992-93	2000-01
Arkansas Pine Bluff	1	0	2005-06	2005-06	Howard	1	0	1988-89	1988-89
Arkansas State	1	0	2001-02	2001-02	Illinois	2	0	1995-96	2013-14
Armstrong State	4	1	1976-77	1978-79	Indiana	0	1	2015-16	2015-16
Army	3	0	1991-92	2009-10	Iona	1	0	1987-88	1987-88
Atlanta Christian	4	0	1975-76	1975-76	Iowa	2	0	2007-08	2008-09
Auburn	0	3	1975-76	1997-98	Iowa State	0	1	2007-08	2007-08
Auburn-Montgomery	4	0	1986-87	1989-90	IUPUI	1	0	2015-16	2015-16
Augusta College	1	8	1974-75	1978-79	James Madison	1	0	2003-04	2003-04
Baylor	0	1	2011-12	2011-12	Jackson State	1	0	2007-08	2007-08
Belmont	1	0	1997-98	1997-98	Jacksonville	1	0	2006-07	2006-07
Berry	0	5	1974-75	1981-82	Jacksonville State	1	0	2010-11	2010-11
Boise State	1	0	1989-90	1989-90	Kansas State	0	2	2001-02	2002-03
Boston College	9	5	1991-92	2015-16	Kennesaw State	9	0	1982-83	2014-15
Bowling Green	1	0	2010-11	2010-11	Kentucky	0	1	2005-06	2005-06
Bryan	4	0	1976-77	1977-78	Lafayette	3	0	1989-90	1998-99
Butler	0	1	1994-95	1994-95	Lipscomb	1	0	2014-15	2014-15
Cal Santa Barbara	1	0	1986-87	1986-87	Long Island	3	0	2001-02	2009-10
Campbell	0	1	1990-91	1990-91	Longwood	2	0	2005-06	2006-07
Charleston Southern	4	0	1997-98	2001-02	LSU	0	1	2013-14	2013-14
Charlotte	1	0	2002-03	2002-03	Louisiana Tech	1	0	2014-15	2014-15
Chattanooga	14	2	1985-86	1999-00	Louisville	0	3	2014-15	2015-16
Chicago State	1	0	2007-08	2007-08	Loyola Chicago	2	0	2014-15	2015-16
Central Arkansas	2	0	2011-12	2014-15	Loyola Marymount	1	0	1989-90	1989-90
Clemson	34	43	1979-80	2015-16	Maine	1	0	1988-89	1988-89
Coastal Carolina	1	0	1987-88	1987-88	Manhattan	2	0	1995-96	1996-97
College of Charleston	2	0	2005-06	2006-07	Marist	2	0	1987-88	1991-92
Colorado	1	0	1984-85	1984-85	Marquette	2	0	2011-12	2012-13
Columbia	1	0	1985-86	1985-86	Mars Hill	0	1	1978-79	1978-79
Connecticut	0	2	2008-09	2010-11	Marshall	1	0	1985-86	1985-86
Converse	3	0	1977-78	1984-85	Maryland	18	49	1979-80	2013-14
Coppin State	2	0	1991-92	2013-14	Maryland-Eastern Shore	1	0	1995-96	1995-96
Cornell	2	0	1994-95	2000-01	Maryville	2	0	1976-77	1977-78
Covenant	8	0	1976-77	1982-83	Massachusetts	1	0	2005-06	2005-06
Dartmouth	1	0	2000-01	2000-01	McNeese State	1	0	2013-14	2013-14
Davidson	3	1	1997-98	2007-08	Mercer	15	6	1979-80	2015-16
DeKalb Central	0	2	1974-75	1974-75	Miami (Fla.)	13	13	1980-81	2015-16
DeKalb South	2	0	1974-75	1974-75	Miami (Ohio)	1	0	2002-03	2002-03
DePaul	1	0	2006-07	2006-07	Michigan State	1	1	2008-09	2014-15
Drake	0	1	1982-83	1982-83	Middle Tennessee State	2	0	2010-11	2011-12
Drexel	1	0	1996-97	1996-97	Minnesota	2	2	1990-91	2014-15
Duke	9	59	1978-79	2015-16	Mississippi State	1	4	1999-00	2007-08
East Carolina	1	2	1981-82	2002-03	Miss. Univ. for Women	2	0	1981-82	1983-84
East Tennessee State	4	0	1990-91	2002-03	Mississippi Valley State	4	0	2004-05	2009-10
Eastern Washington	1	0	2001-02	2001-02	Missouri	1	0	2010-11	2010-11
Elon	2	0	1999-00	2014-15	Monmouth	2	0	1987-88	1999-00
Emory (at Oxford)	1	0	1974-75	1974-75	Morgan State	1	0	2014-15	2014-15
Erskine	0	1	1978-79	1978-79	Morris Brown	3	0	1976-77	2001-02
Fairfield	1	0	1994-95	1994-95	Mount St. Mary's	1	0	2000-01	2000-01
Florida	1	0	1986-87	1986-87	Nebraska	2	0	1991-92	2011-12
Florida A&M	2	0	2003-04	2008-09	New Hampshire	1	0	1995-96	1995-96
Florida Atlantic	1	0	2003-04	2003-04	North Carolina	19	55	1977-78	2015-16
Florida Gulf Coast	1	0	2009-10	2009-10	North Carolina A&T	1	0	2011-12	2011-12
Florida International	3	0	1980-81	2012-13	North Carolina State	23	44	1979-80	2015-16
Florida State	20	24	1974-75	2015-16	UNC-Asheville	4	1	1977-78	2001-02
Fordham	5	0	1984-85	2002-03	UNC-Wilmington	1	0	1990-91	1990-91
Fort Valley State	0	1	1974-75	1974-75	North Georgia	1	3	1975-76	1982-83
Fresno State	1	0	2000-01	2000-01	Northern Iowa	0	1	2015-16	2015-16
Furman	8	2	1977-78	1994-95	Northwestern	3	1	1992-93	2010-11
Georgetown	1	1	2010-11	2011-12	Notre Dame	0	6	1996-97	2015-16
Georgia	4	34	1974-75	2015-16	Ohio State	0	1	2010-11	2010-11

ALL-TIME SERIES HISTORY

Team	W	L	First Meeting	Last Meeting	Team	W	L	First Meeting	Last Meeting
Oklahoma	0	1	2008-09	2008-09	Wagner	2	0	1984-85	2000-01
Oklahoma State	0	2	2009-10	2013-14	Wake Forest	42	24	1979-80	2015-16
Old Dominion	2	2	2003-04	2011-12	Washington	2	0	2010-11	2012-13
Ole Miss	0	1	2014-15	2014-15	Weber State	1	0	1998-99	1998-99
Oregon	2	0	2008-09	2009-10	West Georgia	2	3	1975-76	1984-85
Pacific	0	1	1989-90	1989-90	West Virginia	0	2	1983-84	2003-04
Pennsylvania	2	0	1982-83	1982-83	Western Carolina	6	0	1984-85	2013-14
Penn State	1	0	2009-10	2009-10	Western Michigan	1	0	1999-00	1999-00
Pepperdine	1	0	1986-87	1986-87	William & Mary	3	0	1990-91	2003-04
Piedmont	4	2	1976-77	1978-79	Winston-Salem State	1	0	2006-07	2006-07
Pittsburgh	2	2	1999-00	2015-16	Winthrop	4	0	1988-89	2009-10
Portland State	2	0	2010-11	2013-14	Wisconsin-Green Bay	1	2	1991-92	2014-15
Prairie View A&M	2	0	2010-11	2015-16	Wisconsin-Milwaukee	1	0	2012-13	2012-13
Presbyterian	2	0	1984-85	1985-86					
Princeton	2	0	2003-04	2004-05					
Purdue	0	2	2006-07	2012-13					
Queens College	1	0	1983-84	1983-84					
Quinnipiac	1	0	2012-13	2012-13					
Richmond	2	0	1985-86	1988-89					
Rider	2	1	1990-91	1993-94					
Rollins	1	0	1976-77	1976-77					
Rutgers	0	1	2011-12	2011-12					
Sacred Heart	1	0	2011-12	2011-12					
SIU-Edwardsville	1	0	2011-12	2011-12					
St. Francis (Pa.)	1	0	2000-01	2000-01					
St. Francis Brooklyn	4	0	1998-99	2015-16					
St. John's	1	1	2002-03	2004-05					
St. Joseph's	1	0	1993-94	1993-94					
St. Leo's	1	0	1976-77	1976-77					
St. Mary's	1	1	1996-97	1997-98					
Samford	3	0	1998-99	2015-16					
San Diego	1	1	2005-06	2006-07					
San Francisco	0	1	1989-90	1989-90					
San Jose State	1	0	1996-97	1996-97					
Santa Clara	1	1	1989-90	1991-92					
Savannah State	3	2	1974-75	2009-10					
Seton Hall	3	0	1986-87	2009-10					
Shorter	1	5	1974-75	1981-82					
South Florida	5	0	1982-83	1990-91					
Southeastern Louisiana	1	0	2015-16	2015-16					
Southern	0	2	1987-88	2001-02					
Southern Mississippi	1	0	1999-00	1999-00					
Southern Utah	2	0	1989-90	2013-14					
Southwest Missouri St.	1	0	2003-04	2003-04					
Spelman	6	0	1976-77	1977-78					
Stetson	4	0	1982-83	1993-94					
Syracuse	0	4	2012-13	2015-16					
Temple	2	2	1989-90	2007-08					
Tennessee	0	6	1986-87	2013-14					
Tennessee State	2	0	1989-90	2010-11					
Tennessee Tech	1	0	2008-09	2008-09					
Tennessee Temple	5	3	1975-76	1978-79					
Tennessee Wesleyan	0	2	1976-77	1976-77					
Texas	0	1	2008-09	2008-09					
UT-Arlington	1	0	2008-09	2008-09					
Tift College	6	7	1974-75	1980-81					
Troy	2	0	2005-06	2008-09					
Tulane	4	1	1977-78	2015-16					
Tulsa	1	1	2004-05	2005-06					
UAB	5	1	1985-86	2005-06					
UCF	2	0	2002-03	2003-04					
UCLA	0	1	1994-95	1994-95					
USC Upstate	2	0	2007-08	2015-16					
Utah State	1	0	1986-87	1980-87					
UTEP	1	0	2013-14	2013-14					
Valdosta State	0	4	1979-80	1980-81					
Vanderbilt	2	4	1978-79	2006-07					
Villanova	1	1	1982-83	2014-15					
Virginia	16	54	1979-80	2015-16					
VCU	1	0	1987-88	1987-88					
Virginia Tech	9	5	2002-03	2015-16					

GEORGIA TECH VS. THE CONFERENCES

America East 4-0 1.000

Hofstra	3-0	1.000
Maine	1-0	1.000

Atlantic Coast 211-382 .351

Boston College**	7-5	.545
Clemson	34-43	.427
Duke	9-59	.119
Florida State**	19-23	.463
Louisville**	0-3	.000
Maryland**	18-49	.269
Miami (Fl.)**	13-10	.591
North Carolina	19-55	.247
NC State	23-44	.348
Notre Dame**	0-5	.000
Pittsburgh**	2-1	.500
Syracuse **	0-3	.000
Virginia	16-54	.232
Virginia Tech**	9-4	.667
Wake Forest	42-24	.625

Atlantic Sun 53-18 .743

Campbell	0-1	.000
Florida Atlantic	1-0	1.000
Florida Gulf Coast	1-0	1.000
Fla. International**	1-0	1.000
Georgia State**	17-11	.607
Jacksonville	1-0	1.000
Kennesaw State**	8-0	1.000
Lipscomb	1-0	1.000
Mercer	14-6	.700
Samford	2-0	1.000
Stetson	4-0	1.000
UCF	2-0	1.000
USC Upstate	1-0	1.000

Atlantic 10 9-2 .818

Fordham	5-0	1.000
UMass	1-0	1.000
St. Joseph's	1-0	1.000
Temple	2-2	.500

Big Ten 12-8 .632

Illinois	2-0	1.000
Indiana	0-1	.000
Iowa	2-0	1.000
Michigan State	1-1	.500
Minnesota	2-2	.500
Nebraska**	1-0	1.000
Northwestern	3-1	.750
Ohio State	0-1	.000
Penn State	1-0	1.000
Purdue	0-2	.000

Big 12 3-8 .272

Baylor	0-1	.000
Colorado**	1-0	1.000
Iowa State	0-1	.000
Kansas State	0-2	.000
Missouri**	1-0	1.000
Nebraska**	1-0	1.000
Oklahoma	0-1	.000
Oklahoma State	0-2	.000
Texas	0-1	.000

Big East 11-15 .423

Boston College**	2-0	1.000
Connecticut	0-2	.000
DePaul	1-0	1.000
Georgetown	1-1	.500
Marquette	2-0	1.000
Miami (Fl.)**	0-3	.000
Notre Dame**	0-1	.000

Pittsburgh**	0-1	.000
Rutgers	0-1	.000
Seton Hall	3-0	1.000
St. John's	1-1	.500
Syracuse**	0-1	.000
Villanova	1-1	.500
Virginia Tech**	0-1	.000
West Virginia**	0-2	.000

Big Sky 5-0 1.000

Eastern Wash.	1-0	1.000
Portland State	2-0	1.000
Southern Utah	1-0	1.000
Weber State	1-0	1.000

Big South 15-1 .933

Charleston Southern	4-0	1.000
Coastal Carolina	1-0	1.000
Elon	1-0	1.000
High Point	1-0	1.000
UNC Asheville	4-1	.800
Winthrop	4-0	1.000

Big West 3-1 .750

Boise State**	1-0	1.000
Cal Santa Barbara	1-0	1.000
Pacific	0-1	.000
Utah State	1-0	1.000

Colonial 18-4 .818

American	0-2	.000
Drexel	1-0	1.000
Georgia State**	7-0	1.000
James Madison	1-0	1.000
UNC Wilmington	1-0	1.000
Old Dominion	2-2	.500
Richmond	2-0	1.000
VCU	1-0	1.000
William & Mary	3-0	1.000

Conference USA 20-3 .870

Charlotte	1-0	1.000
East Carolina	1-2	.333
Louisiana Tech	1-0	1.000
South Florida	5-0	1.000
Southern Mississippi	1-0	1.000
Tulane	4-0	1.000
Tulsa**	1-0	1.000
UAB	5-1	.833
UTEP	1-0	1.000

CVAC 1-1 .500

Erskine	0-1	.000
Queens College	1-0	1.000

ECAC 3-0 1.000

Gordon	2-0	1.000
New Hampshire	1-0	1.000

GAC 10-10 .500

Ga. Southwestern	4-0	1.000
North Georgia	1-3	.250
Piedmont	4-2	.667
Shorter	1-5	.167

Gulf South 4-7 .364

Miss. U. for Women	2-0	1.000
Valdosta State	0-4	.000
West Georgia	2-3	.400

Horizon League 2-3 .400

Butler	0-1	.000
Green Bay	1-2	.000

UW-Milwaukee	1-0	1.000
--------------	-----	-------

Ivy League 8-0 1.000

Columbia	1-0	1.000
Cornell	2-0	1.000
Dartmouth	1-0	1.000
Pennsylvania	2-0	1.000
Princeton	2-0	1.000

MAAC 8-1 .888

Fairfield	1-0	1.000
Iona	1-0	1.000
Manhattan	2-0	1.000
Marist	2-0	1.000
Rider	2-1	.667

MEAC 11-0 1.000

Coppin State	2-0	1.000
Florida A&M	2-0	1.000
Hampton	2-0	1.000
Howard	1-0	1.000
Md.-Eastern Shore	1-0	1.000
Morgan State	1-0	1.000
North Carolina A&T	1-0	1.000
Winston-Salem St.	1-0	1.000

Metro 1-1 .500

Florida State**	1-1	.500
-----------------	-----	------

Mid American 4-0 1.000

Bowling Green	1-0	1.000
Marshall	1-0	1.000
Miami (Ohio)	1-0	1.000
Western Michigan	1-0	1.000

Mid-Continent 1-0 1.000

Southern Utah	1-0	1.000
---------------	-----	-------

Missouri Valley 3-2 .667

Drake	0-1	.000
Loyola Chicago	2-0	1.000
Northern Iowa	0-1	.000
SW Missouri St.	1-0	1.000

Northeast 15-0 1.000

Long Island	3-0	1.000
Monmouth	2-0	1.000
Mount Saint Mary's	1-0	1.000
Quinnipiac**	1-0	1.000
Sacred Heart	1-0	1.000
St. Francis (Pa.)	1-0	1.000
St. Francis (N.Y.)	4-0	1.000
Wagner	2-0	1.000

Ohio Valley 4-0 1.000

Jacksonville State	1-0	1.000
Tennessee State	2-0	1.000
SIU-Edwardsville	1-0	1.000

Pacific West 0-1 .000

Alaska-Anchorage	0-1	.000
------------------	-----	------

Pacific-12 6-1 .857

Arizona	2-0	1.000
Oregon	2-0	1.000
UCLA	0-1	.000
Washington	2-0	1.000

Patriot 6-0 1.000

Army	3-0	1.000
Lafayette	3-0	1.000

GEORGIA TECH VS. THE CONFERENCES

Peachbelt	10-10	.500
Armstrong State	4-1	.800
Augusta College	1-8	.111
Georgia College	3-1	.750
Kennesaw State**	1-0	1.000
USC Upstate	1-0	1.000

SIAC	1-8	.111
Albany State	1-5	.833
Fort Valley State	0-1	.000
Savannah**	0-2	.000

South Atlantic	2-1	.667
Mars Hill	0-1	.000
Presbyterian	2-0	1.000

Southeastern	9-58	.123
Alabama	1-3	.250
Arkansas	0-2	.000
Auburn	0-3	.000
Florida	1-0	1.000
Georgia	4-34	.108
Kentucky	0-1	.000
LSU	0-1	.000
Mississippi State	1-4	.200
Tennessee	0-6	.000
Vanderbilt	2-4	.333

Southern	48-13	.783
Appalachian State	6-1	.833
Chattanooga	14-2	.867
Coll. of Charleston	2-0	1.000
Davidson	3-1	.500
East Tenn. State	4-0	1.000
Furman	8-2	.800
Georgia Southern	4-7	.300
Samford	1-0	1.000
Western Carolina	6-0	1.000

Southland	5-0	1.000
Central Arkansas	2-0	1.000
McNeese State	1-0	1.000
Southeastern Louisiana	1-0	1.000
UT-Arlington	1-0	1.000

SWAC	20-2	.900
Alabama A&M	1-0	1.000
Alabama State	5-0	1.000
Alcorn State	4-0	1.000
Arkansas Pine Bluff	1-0	1.000
Grambling State	2-0	1.000
Jackson State	1-0	1.000
Miss. Valley State	4-0	1.000
Prairie View A&M	2-0	1.000
Southern	0-2	.000

Sun Belt	7-1	.875
Ark. Little Rock	0-1	.000
Arkansas State	1-0	1.000
Florida International	2-0	1.000
Middle Tenn. State	2-0	1.000
Troy	2-0	1.000

Sunshine State	2-0	1.000
Rollins	1-0	1.000
St. Leo's	1-0	1.000

Summit	1-0	1.000
IUPUI	1-0	1.000

Transouth	0-5	.000
Berry	0-5	.000

Western Athletic	3-1	.750
Fresno State	1-0	1.000
Hawaii	1-0	1.000
San Jose State	1-0	1.000
Tulsa**	0-1	.000

West Coast	5-4	.556
Loyola Marymount	1-0	1.000
Pepperdine	1-0	1.000
St. Mary's	1-1	.500
San Diego	1-1	.500
San Francisco	0-1	.000
Santa Clara	1-1	.500

Independent	25-3	.893
Auburn-Montgomery	4-0	1.000
Belmont	1-0	1.000
Chicago State	1-0	1.000
Longwood	2-0	1.000
Morris Brown	3-0	1.000
Savannah State	3-0	1.000
Spelman	6-0	1.000
Tennessee Temple	5-3	.625

Division II	7-0	1.000
Atlanta Christian	4-0	1.000
Converse	3-0	1.000

Division III	2-0	1.000
Maryville	2-0	1.000

NAIA	12-2	.857
Bryan	4-0	1.000
Covenant	8-0	1.000
Tenn. Wesleyan	0-2	.000

** Record against teams as members of conference.

JOSEPH AGAINST OPPONENTS

Opponent	Wins	Losses	Pct.
Alabama	1	0	1.000
Alabama A&M	1	0	1.000
Alabama State	5	0	1.000
Alcorn State	3	0	1.000
Appalachian State	2	0	1.000
Arizona	1	0	1.000
Arkansas	0	1	0.000
Arkansas Little Rock	0	1	0.000
Arkansas-Pine Bluff	1	0	1.000
Army	1	0	1.000
Baylor	0	1	0.000
Boston College	7	5	0.545
Bowling Green	1	0	1.000
Central Arkansas	2	0	1.000
Central Florida	1	0	1.000
Chicago State	1	0	1.000
Clemson	22	6	0.769
College of Charleston	2	0	1.000
Connecticut	0	2	0.000
Coppin State	1	0	1.000
Davidson	2	0	1.000
DePaul	1	0	1.000
Duke	2	16	0.059
Elon	1	0	1.000
Florida A&M	2	0	1.000
Florida Atlantic	1	0	1.000
Florida Gulf Coast	1	0	1.000
Florida International	2	0	1.000
Florida State	6	10	0.400
Georgia	3	10	0.250
Georgia Southern	1	0	1.000
Georgia State	9	0	1.000
Georgetown	1	1	0.500
Grambling State	2	0	1.000
Green Bay	0	2	0.000
Hampton	2	0	1.000
High Point	1	0	1.000
Illinois	1	0	1.000
Indiana	0	1	.000
Iowa	2	0	1.000
Iowa State	0	1	.000
IUPUI	1	0	1.000
Jackson State	1	0	1.000
Jacksonville	1	0	1.000
Jacksonville State	1	0	1.000
James Madison	1	0	1.000
Kennesaw State	8	0	1.000
Kentucky	0	1	0.000
Lipscomb	1	0	1.000
Long Island	1	0	1.000
Longwood	2	0	1.000
LSU	0	1	0.000
Louisiana Tech	1	0	1.000
Louisville	0	3	.000
Loyola Chicago	2	0	1.000
Marquette	2	0	1.000
Maryland	4	15	0.211
Massachusetts	1	0	1.000
McNeese State	1	0	1.000
Mercer	2	0	1.000
Miami (FL)	13	10	0.591
Michigan State	1	1	0.500
Middle Tennessee State	2	0	1.000
Minnesota	0	1	0.000
Mississippi State	1	1	0.500
Mississippi Valley State	4	0	1.000
Missouri	1	0	1.000
Morgan State	1	0	1.000
Nebraska	1	0	1.000
North Carolina	8	15	0.318
North Carolina A&T	1	0	1.000
North Carolina State	9	8	0.563

Opponent	Wins	Losses	Pct.
Northern Iowa	0	1	.000
Northwestern	3	0	1.000
Notre Dame	0	5	0.000
Ohio State	0	1	0.000
Oklahoma	0	1	0.000
Oklahoma State	0	2	0.000
Old Dominion	2	2	0.500
Ole Miss	0	1	0.000
Oregon	2	0	1.000
Penn State	1	0	1.000
Pittsburgh	2	1	0.500
Purdue	0	2	0.000
Prairie View A&M	2	0	1.000
Princeton	2	0	1.000
Portland State	2	0	1.000
Quinnipiac	1	0	1.000
Rutgers	0	1	0.000
Sacred Heart	1	0	1.000
Samford	2	0	1.000
San Diego	1	1	0.500
Savannah State	3	0	1.000
Seton Hall	1	0	1.000
SIU-Edwardsville	1	0	1.000
South Carolina Upstate	1	0	1.000
Southern Utah	1	0	1.000
Southeastern Louisiana	1	0	1.000
St. Francis (Brooklyn)	2	0	1.000
St. John's	0	1	0.000
SW Missouri St.	1	0	1.000
Syracuse	0	4	0.000
Temple	1	1	0.500
Tennessee	0	3	0.000
Tennessee State	1	0	1.000
Tennessee Tech	1	0	1.000
Texas	0	1	0.000
Texas Arlington	1	0	1.000
Troy	2	0	1.000
Tulane	2	0	1.000
Tulsa	1	1	0.500
UAB	2	0	1.000
USC Upstate	1	0	1.000
UTEP	1	0	1.000
Vanderbilt	0	1	0.000
Villanova	1	0	1.000
Virginia	9	8	0.563
Virginia Tech	9	4	0.667
Wake Forest	15	5	0.722
Washington	2	0	1.000
West Virginia	0	1	0.000
Western Carolina	1	0	1.000
William & Mary	1	0	1.000
Winston-Salem State	1	0	1.000
Winthrop	2	0	1.000
UW-Milwaukee	1	0	1.000
Total	252	162	0.609

SERIES HISTORY

ALABAMA

ALABAMA LEADS 3-1

DATE	H/A	RESULT	SCORE
11/23/82	h	L	56-63
11/30/83	a	L	49-79
12/29/92	n	L	101-103 (ot)
12/18/15	a	W	70-58

SERIES

Home: 0-1, Away: 1-1, Neutral: 0-0

ALABAMA A&M

GT LEADS 1-0

DATE	H/A	RESULT	SCORE
12/7/13	h	W	93-56

SERIES

Home: 1-0, Away: 0-0, Neutral: 0-0

ALABAMA STATE

GT LEADS 5-0

DATE	H/A	RESULT	SCORE
12/30/05	h	W	76-46
11/11/11	h	W	97-37
12/29/13	h	W	99-58
12/17/14	h	W	77-53
11/24/15	h	W	80-54

SERIES

Home: 5-0, Away: 0-0, Neutral: 0-0

ALASKA ANCHORAGE

ALASKA ANCHORAGE LEADS 1-0

DATE	H/A	RESULT	SCORE
12/20/94	a	L	85-87

SERIES

Home: 0-0, Away: 0-1, Neutral: 0-0

ALBANY STATE

ALBANY STATE LEADS 1-5

DATE	H/A	RESULT	SCORE
1975-76		L	33-93
		L	22-105
1/3/80	h	L	74-75
1/26/80	a	L	84-89
1/14/81	a	L	73-85
1/28/81	h	W	74-69

SERIES

Home: 1-1, Away: 0-2, Neutral: 0-0

ALCORN STATE

GT LEADS 4-0

DATE	H/A	RESULT	SCORE
11/22/91	n	W	98-69
12/31/04	h	W	62-43
12/29/06	h	W	76-54
12/16/12	h	W	76-49

SERIES

Home: 3-0, Away: 0-1, Neutral: 1-0

AMERICAN

AMERICAN LEADS 2-0

DATE	H/A	RESULT	SCORE
11/15/97	a	L	66-82
11/15/98	h	L	67-87

SERIES

Home: 0-1, Away: 0-1, Neutral: 0-0

APPALACHIAN STATE

GT LEADS 6-1

DATE	H/A	RESULT	SCORE
12/13/88	h	L	59-83
2/14/92	a	W	95-73
12/18/92	h	W	110-72
1/1/96	h	W	95-68
12/3/96	a	W	88-80(ot)
11/27/05	h	W	68-45
11/14/06	a	W	79-53

SERIES

Home: 3-1, Away: 3-0, Neutral: 0-0

ARIZONA

GT LEADS 2-0

DATE	H/A	RESULT	SCORE
1/7/85	h	W	65-59
12/20/09	h	W	70-48

SERIES

Home: 2-0, Away: 0-0, Neutral: 0-0

ARKANSAS

ARKANSAS LEADS 2-0

DATE	H/A	RESULT	SCORE
3/21/00	a	L	67-78
2/13/05	n	L	59-71

SERIES

Home: 0-0, Away: 0-1, Neutral: 0-1

ARKANSAS LITTLE ROCK

ALR LEADS 1-0

DATE	H/A	RESULT	SCORE
3/21/10	n	L	53-63

SERIES

Home: 0-0, Away: 0-0, Neutral: 0-1

ARKANSAS-PINE BLUFF

GT LEADS 1-0

DATE	H/A	RESULT	SCORE
11/20/05	h	W	74-36

SERIES

Home: 1-0, Away: 0-0, Neutral: 0-0

ARKANSAS STATE

GT LEADS 1-0

DATE	H/A	RESULT	SCORE
12/1/01	n	W	77-52

SERIES

Home: 0-0, Away: 0-0, Neutral: 1-0

ARMSTRONG STATE

GT LEADS 4-1

DATE	H/A	RESULT	SCORE
1976-77		W	57-54
1977-78		W	90-36
		W	90-73
1/6/79	a	W	80-71
1/27/79	h	L	51-61

SERIES

Home: 0-1, Away: 1-0, Neutral: 0-0

ARMY

GT LEADS 3-0

DATE	H/A	RESULT	SCORE
12/5/91	a	W	71-55
12/21/94	n	W	85-51
1/2/10	h	W	76-47

SERIES

Home: 1-0, Away: 1-0, Neutral: 1-0

ATLANTA CHRISTIAN

GT LEADS 4-0

DATE	H/A	RESULT	SCORE
1975-76		W	55-23
		W	90-14
1976-77		W	93-52
		W	99-34

SERIES

Home: 0-0, Away: 0-0, Neutral: 0-0

AUBURN

AUBURN LEADS 3-0

DATE	H/A	RESULT	SCORE
1975-76		L	28-89
		L	28-78
12/30/97	h	L	41-70

SERIES

Home: 0-1, Away: 0-0, Neutral: 0-0

AUBURN-MONTGOMERY

GT LEADS 4-0

DATE	H/A	RESULT	SCORE
12/30/86	h	W	74-58
2/10/88	h	W	89-72
2/13/89	h	W	80-57
1/8/90	h	W	89-63

SERIES

Home: 4-0, Away: 0-0, Neutral: 0-0

AUGUSTA COLLEGE

AUGUSTA COLLEGE LEADS 8-1

DATE	H/A	RESULT	SCORE
1974-75		L	14-67
		L	26-49
1975-76		L	20-80
		L	28-71
1976-77		L	47-48
1977-78		L	65-84
		W	78-62
1/5/79	a	L	54-58
2/8/79	h	L	72-73

SERIES

Home: 0-1, Away: 0-1, Neutral: 0-0

BAYLOR

BAYLOR LEADS 1-0

DATE	H/A	RESULT	SCORE
3/24/12	n	L	68-83

SERIES

Home: 0-0, Away: 0-0, Neutral: 0-1

BELMONT

GT LEADS 1-0

DATE	H/A	RESULT	SCORE
1/24/98	h	W	76-64

SERIES

Home: 1-0, Away: 0-0, Neutral: 0-0

BERRY

BERRY LEADS 5-0

DATE	H/A	RESULT	SCORE
1974-75		L	31-105
1975-76		L	13-107
	n	L	41-109
1978-79	n	L	68-92
11/24/81	h	L	61-82

SERIES

Home: 0-1, Away: 0-0, Neutral: 0-2

BOISE STATE

GT LEADS 1-0

DATE	H/A	RESULT	SCORE
2/25/90	n	W	93-66

SERIES

Home: 0-0, Away: 0-0, Neutral: 1-0

BOSTON COLLEGE

GT LEADS 9-5

DATE	H/A	RESULT	SCORE
12/28/91	n	W	97-61
11/29/97	h	W	81-79
2/9/06	a	L	55-57
1/25/07	h	W	60-49
2/18/08	a	L	53-62
1/8/09	h	L	64-65(ot)
1/17/10	a	L	51-77
1/23/11	h	W	67-54
1/15/12	a	W	68-58
2/19/12	h	W	85-48
3/3/13	a	L	68-74
3/2/14	h	W	84-74
1/8/15	a	W	80-77
1/31/16	h	W	62-56

SERIES

Home: 6-1, Away: 2-4, Neutral: 1-0

BOWLING GREEN

GT LEADS 1-0

DATE	H/A	RESULT	SCORE
3/19/11	n	W	69-58

SERIES

Home: 0-0, Away: 0-0, Neutral: 1-0

BRYAN

GT LEADS 4-0

DATE	H/A	RESULT	SCORE
1976-77		W	51-39
		W	57-46
1977-78		W	55-29
		W	81-44

SERIES

Home: 0-0, Away: 0-0, Neutral: 0-0

BUTLER

BUTLER LEADS 1-0

DATE	H/A	RESULT	SCORE
12/2/94	h	L	66-67

SERIES

Home: 0-1, Away: 0-0, Neutral: 0-0

CAL SANTA BARBARA

GT LEADS 1-0

DATE	H/A	RESULT	SCORE
11/28/86	h	W	84-48

SERIES

SERIES HISTORY

Home: 1-0, Away: 0-0, Neutral: 0-0

CAMPBELL

CAMPBELL LEADS 1-0

DATE	H/A	RESULT	SCORE
12/20/90	n	L	75-82

SERIES

Home: 0-0, Away: 0-0, Neutral: 0-1

CENTRAL ARKANSAS

GT LEADS 2-0

DATE	H/A	RESULT	SCORE
12/21/11	n	W	67-61
12/14/14	h	W	88-50

SERIES

Home: 1-0, Away: 0-0, Neutral: 1-0

CENTRAL FLORIDA

GT LEADS 2-0

DATE	H/A	RESULT	SCORE
12/15/02	a	W	62-58
12/14/03	h	W	70-48

SERIES

Home: 1-0, Away: 1-0, Neutral: 0-0

CHARLESTON SOUTHERN

CHARLESTON SOUTHERN LEADS 4-0

DATE	H/A	RESULT	SCORE
11/28/97	h	W	87-64
12/7/99	h	W	103-65
1/30/01	h	W	94-65
1/29/02	h	W	79-52

SERIES

Home: 4-0, Away: 0-0, Neutral: 0-0

CHARLOTTE

GT LEADS 1-0

DATE	H/A	RESULT	SCORE
11/15/02	h	W	67-57

SERIES

Home: 1-0, Away: 0-0, Neutral: 0-0

CHATTANOOGA

GT LEADS 14-2

DATE	H/A	RESULT	SCORE
11/30/85	h	L	69-76
2/5/86	h	W	82-77
12/2/86	h	W	69-60
2/28/88	a	L	76-79
1/2/89	h	W	74-71
12/31/89	a	W	94-82
1/16/91	h	W	98-73
11/30/91	h	W	114-57
2/24/93	a	W	68-67(ot)
1/5/94	h	W	71-70
12/15/94	a	W	74-71
12/13/95	h	W	81-62
1/8/97	a	W	72-56
12/1/97	h	W	70-42
12/16/98	a	W	94-60
3/18/00	a	W	81-74

SERIES

Home: 8-1, Away: 6-1, Neutral: 0-0

CHICAGO STATE

GT LEADS 1-0

DATE	H/A	RESULT	SCORE
12/29/07	h	W	57-31

SERIES

Home: 1-0, Away: 0-0, Neutral: 0-0

CLEMSON

CLEMSON LEADS 43-34

DATE	H/A	RESULT	SCORE
1/31/80	a	L	67-103
1/7/81	h	L	53-75
12/14/81	a	L	50-72
2/26/82	n	L	54-62
1/27/83	h	L	67-79
2/5/83	a	L	66-84
1/11/84	a	L	70-82
1/25/84	h	L	72-79
1/9/85	h	L	81-84(ot)
2/11/85	a	L	75-95
12/16/85	h	L	80-90
1/18/86	a	L	73-84
1/22/87	a	W	81-78
2/23/87	h	W	82-66
1/27/88	a	L	72-94
2/3/88	h	L	74-90
1/18/89	a	L	56-83
2/22/89	h	L	62-89
3/4/89	n	L	74-94
1/24/90	a	L	69-77
2/12/90	h	L	75-80
1/23/91	h	L	61-6z
2/11/91	a	L	64-76
1/22/92	h	L	69-73
2/4/92	a	W	59-57
3/8/92	n	W	74-73
12/16/92	h	W	86-68 (Omni)
1/26/93	a	L	80-85
3/6/93	n	L	66-87
1/26/94	a	L	52-77
2/25/94	h	L	51-55
1/26/95	a	L	56-68
2/25/95	h	W	68-60
1/25/96	h	W	55-38
2/25/96	a	W	72-62
1/13/97	h	L	59-67
2/8/97	a	L	50-52
1/22/98	a	L	56-79
2/22/98	h	L	58-89
1/10/99	h	L	56-61
2/11/99	a	L	41-69
12/4/99	h	W	81-62
1/31/00	a	L	43-72
1/18/01	h	L	64-72
2/19/01	a	L	49-68
1/26/02	h	W	83-78
2/21/02	a	L	65-68
1/23/03	h	W	89-78(ot)
2/23/03	a	W	78-63
1/18/04	h	L	61-75
2/19/04	a	L	47-59
1/26/05	h	W	53-48
2/24/05	a	L	49-58
1/8/06	a	L	63-72
1/29/06	h	W	83-64
1/7/07	a	W	63-57
2/19/07	h	W	62-59
1/31/08	h	W	77-59
2/24/08	a	W	74-58
2/1/09	h	W	49-41
2/22/09	a	W	89-54
3/5/09	n	L	69-81
1/11/10	h	W	72-58
2/8/10	a	W	68-53
1/9/11	a	W	64-53
2/17/11	h	W	72-46
1/29/12	a	W	63-54
2/26/12	h	W	62-50
1/6/13	a	W	81-59

2/28/13	h	W	74-48
1/8/14	a	W	89-68
1/30/14	h	L	79-80(ot)
1/4/15	h	W	74-66
2/22/15	a	W	71-59
3/4/15	n	W	80-53
1/24/16	a	W	76-63
2/14/16	h	W	77-48

SERIES

Home: 17-17, Away: 15-22, Neutral: 2-4

COASTAL CAROLINA

GT LEADS 1-0

DATE	H/A	RESULT	SCORE
2/22/88	h	W	92-60

SERIES

Home: 1-0, Away: 0-0, Neutral: 0-0

COLLEGE OF CHARLESTON

GT LEADS 2-0

DATE	H/A	RESULT	SCORE
11/23/05	h	W	66-50
12/20/06	a	W	82-50

SERIES

Home: 1-0, Away: 1-0, Neutral: 0-0

COLORADO

GT LEADS 1-0

DATE	H/A	RESULT	SCORE
11/21/84	h	W	76-56

SERIES

Home: 1-0, Away: 0-0, Neutral: 0-0

CONNECTICUT

UCONN LEADS 2-0

DATE	H/A	RESULT	SCORE
11/16/08	a	L	71-82
11/21/10	h	L	51-71

SERIES

Home: 0-1, Away: 0-1, Neutral: 0-0

COLUMBIA

GT LEADS 1-0

DATE	H/A	RESULT	SCORE
1/22/86	h	W	87-69

SERIES

Home: 1-0, Away: 0-0, Neutral: 0-0

CONVERSE

GT LEADS 3-0

DATE	H/A	RESULT	SCORE
1977-78		W	83-62
		W	86-67
12/1/84	h	W	116-31

SERIES

Home: 1-0, Away: 0-0, Neutral: 0-0

COPPIN STATE

GT LEADS 2-0

DATE	H/A	RESULT	SCORE
1/15/92	h	W	100-42
11/8/13	h	W	79-57

SERIES

Home: 2-0, Away: 0-0, Neutral: 0-0

CORNELL

GT LEADS 2-0

DATE	H/A	RESULT	SCORE
12/3/94	h	W	90-66
11/24/00	h	W	74-68

SERIES

Home: 2-0, Away: 0-0, Neutral: 0-0

COVENANT

GT LEADS 8-0

DATE	H/A	RESULT	SCORE
1976-77		W	62-26
		W	59-37
1977-78		W	85-52
		W	69-50
1978-79	h	W	90-60
2/12/79	a	W	92-65
12/1/81	h	W	75-36
11/29/82		W	forfeit

SERIES

Home: 2-0, Away: 1-0, Neutral: 0-0

DARTMOUTH

GT LEADS 1-0

DATE	H/A	RESULT	SCORE
12/17/00	h	W	79-62

SERIES

Home: 1-0, Away: 0-0, Neutral: 0-0

DAVIDSON

GT LEADS 3-1

DATE	H/A	RESULT	SCORE
12/3/97	h	L	72-90
11/21/98	a	W	88-70
12/2/03	h	W	60-54
11/9/07	h	W	69-50

SERIES

Home: 2-1, Away: 1-0, Neutral: 0-0

DEKALB CENTRAL

DEKALB CENTRAL LEADS 2-0

DATE	H/A	RESULT	SCORE
1974-75		L	25-83
		L	49-94

SERIES

Home: 0-0, Away: 0-0, Neutral: 0-0

DEKALB SOUTH

GT LEADS 2-0

DATE	H/A	RESULT	SCORE
1974-75		W	56-48
		W	56-45

SERIES

Home: 0-0, Away: 0-0, Neutral: 0-0

DEPAUL

GT LEADS 1-0

DATE	H/A	RESULT	SCORE
3/17/07	n	W	55-54

SERIES

Home: 0-0, Away: 0-0, Neutral: 1-0

SERIES HISTORY

DRAKE

DRAKE LEADS 1-0

DATE	H/A	RESULT	SCORE
2/25/83	n	L	63-83

SERIES

Home: 0-0, Away: 0-0, Neutral: 0-1

DREXEL

GT LEADS 1-0

DATE	H/A	RESULT	SCORE
11/28/96	h	W	84-65

SERIES

Home: 1-0, Away: 0-0, Neutral: 0-0

DUKE

DUKE LEADS 59-9

DATE	H/A	RESULT	SCORE
1/13/79	a	L	55-70
1/21/80	h	L	71-72
2/6/81	a	L	51-74
11/27/81	a	L	50-62
2/6/82	h	W	64-61
1/3/83	h	L	43-55
1/31/83	a	L	40-80
1/7/84	h	L	72-74
2/11/84	a	L	61-69
1/12/85	h	L	58-65
1/25/85	a	L	67-75
1/11/86	h	L	69-78
1/25/86	a	L	61-77
1/26/87	a	L	66-85
2/7/87	h	L	72-86
1/15/88	a	L	71-77(ot)
1/30/88	h	L	71-80
1/28/89	a	W	97-94(ot)
2/25/89	h	L	71-78
1/13/90	a	L	68-72
1/27/90	h	W	78-74
1/26/91	h	L	79-93
2/24/91	a	L	76-89
1/3/92	a	L	76-80
3/2/92	h	W	75-53
1/29/93	a	W	86-80(ot)
2/26/93	h	W	72-67
1/14/94	a	L	59-77
2/27/94	h	W	61-56
1/18/95	h	L	71-80
2/18/95	a	L	68-77
1/17/96	a	L	66-78
2/17/96	h	L	55-70
12/12/96	a	L	65-74
1/27/97	h	L	58-83
1/4/98	a	L	56-87
2/5/98	h	L	55-58
2/27/98	n	L	56-100
1/7/99	a	L	46-113
2/7/99	h	L	73-74
1/9/00	h	L	45-64
2/11/00	a	L	51-83
3/5/00	n	L	56-77
1/11/01	a	L	83-86
2/12/01	h	L	54-74
12/30/01	h	L	60-76
1/31/02	a	L	50-86
1/13/03	h	L	59-79
2/13/03	a	L	43-82
3/9/03	n	L	52-76
1/8/04	h	L	45-77
2/7/04	a	L	41-81
1/17/05	a	L	59-82
2/20/05	h	L	55-73
1/11/06	h	L	59-67
1/10/07	a	L	51-83
1/24/08	h	L	47-73
1/25/09	a	L	34-60
2/19/10	h	L	50-64

3/6/10	n	L	55-67
1/21/11	a	L	32-69
3/5/11	n	L	66-74
1/18/12	h	L	62-79
12/6/12	a	L	52-85
1/5/14	h	L	47-64
3/7/14	n	L	52-82
2/26/15	h	W	71-62
2/21/16	a	W	64-59

SE/RIES

Home: 6-25, Away: 3-28, Neutral: 0-6

EAST CAROLINA

EAST CAROLINA LEADS 2-1

DATE	H/A	RESULT	SCORE
1/24/82	h	L	46-80
2/5/84	a	L	56-61(ot)
12/31/02	h	W	88-75

SERIES

Home: 1-1, Away: 0-1, Neutral: 0-0

EAST TENNESSEE ST

GT LEADS 4-0

DATE	H/A	RESULT	SCORE
11/24/90	h	W	89-62
2/3/93	h	W	88-55
2/9/94	a	W	88-73
11/29/02	h	W	85-35

SERIES

Home: 3-0, Away: 1-0, Neutral: 0-0

EASTERN WASHINGTON

GT LEADS 1-0

DATE	H/A	RESULT	SCORE
11/24/01	h	W	91-36

SERIES

Home: 1-0, Away: 0-0, Neutral: 0-0

ELON

GT LEADS 2-0

DATE	H/A	RESULT	SCORE
11/26/99	h	W	85-53
3/19/15	h	W	80-53

SERIES

Home: 2-0, Away: 0-0, Neutral: 0-0

EMORY

GT LEADS 1-0

DATE	H/A	RESULT	SCORE
1974-75		W	52-28

SERIES

Home: 0-0, Away: 0-0, Neutral: 0-0

ERSKINE

ERSKINE LEADS 1-0

DATE	H/A	RESULT	SCORE
1/18/79	h	L	54-74

SERIES

Home: 0-1, Away: 0-0, Neutral: 0-0

FAIRFIELD

GT LEADS 1-0

DATE	H/A	RESULT	SCORE
12/30/94	a	W	111-66

SERIES

Home: 0-0, Away: 1-0, Neutral: 0-0

FLORIDA

GT LEADS 1-0

DATE	H/A	RESULT	SCORE
12/5/86	n	W	82-72

SERIES

Home: 0-0, Away: 0-0, Neutral: 1-0

FLORIDA ATLANTIC

GT LEADS 1-0

DATE	H/A	RESULT	SCORE
11/21/03	a	W	73-62

SERIES

Home: 0-0, Away: 1-0, Neutral: 0-0

FLORIDA A&M

GT LEADS 2-0

DATE	H/A	RESULT	SCORE
12/31/03	h	W	84-45
12/30/08	h	W	77-42

SERIES

Home: 2-0, Away: 0-0, Neutral: 0-0

FLORIDA GULF COAST

GT LEADS 1-0

DATE	H/A	RESULT	SCORE
11/21/09	h	W	58-48

SERIES

Home: 1-0, Away: 0-0, Neutral: 0-0

FLORIDA INTERNATIONAL

GT LEADS 3-0

DATE	H/A	RESULT	SCORE
12/16/80	a	W	79-43
12/29/09	a	W	68-57
12/30/12	a	W	65-63

SERIES

Home: 0-0, Away: 3-0, Neutral: 0-0

FLORIDA STATE

FSU LEADS 24-20

DATE	H/A	RESULT	SCORE
1974-75	a	L	22-58
11/20/80	h	W	97-84
12/11/91	a	W	70-68
1/11/92	h	L	66-77
1/18/93	h	L	71-79
2/12/93	a	W	61-46
12/18/93	a	W	65-62
2/1/94	h	W	63-51
1/23/95	h	L	58-60
1/30/95	a	W	68-57
1/22/96	h	W	97-65
1/31/96	a	L	85-90(3ot)
2/29/96	n	L	51-64
1/21/97	h	W	75-51
2/10/97	a	W	68-60
1/18/98	h	L	53-88
2/19/98	a	L	56-77
1/2/99	h	W	92-70
1/31/99	a	W	86-78
1/16/00	a	L	64-93
2/17/00	h	L	74-77
1/5/01	h	L	65-66
2/5/01	a	L	69-89
12/5/01	h	L	78-87
1/20/02	a	W	73-56
1/20/03	a	L	47-66
2/19/03	h	W	86-56
3/8/03	n	W	64-59

1/2/04	h	W	66-59
1/25/04	a	W	73-62
1/6/05	a	W	59-58
2/27/05	h	L	49-51
2/2/06	h	L	54-59
2/9/07	a	L	52-63
2/3/08	h	W	83-73
1/18/09	a	L	49-59
2/15/10	h	L	59-69
2/11/11	a	L	60-73
1/22/12	a	W	79-55
1/3/13	h	L	78-85
1/25/13	a	L	71-76
2/27/14	a	W	86-78
2/1/15	h	W	79-71
1/10/16	a	L	69-75

SERIES

Home: 8-12, Away: 11-11, Neutral: 1-1

FORDHAM

GT LEADS 5-0

DATE	H/A	RESULT	SCORE
12/28/84	n	W	77-56
12/6/87	a	W	79-78
12/30/92	n	W	69-68
12/8/01	a	W	51-49
12/21/02	h	W	69-53

SERIES

Home: 1-0, Away: 2-0, Neutral: 2-0

FORT VALLEY

FORT VALLEY LEADS 1-0

DATE	H/A	RESULT	SCORE
1974-75	n	L	39-76

SERIES

Home: 0-0, Away: 0-0, Neutral: 0-1

FRESNO STATE

GT LEADS 1-0

DATE	H/A	RESULT	SCORE
12/30/00	h	W	87-56

SERIES

Home: 1-0, Away: 0-0, Neutral: 0-0

FURMAN

GT LEADS 8-2

DATE	H/A	RESULT	SCORE
1977-78		L	77-79
1/12/79	a	W	88-68
1/14/80	h	W	98-50
2/16/81	a	W	83-54
12/31/85	h	W	85-81
11/25/89	h	L	92-108
12/21/90	a	W	89-85
2/16/93	h	W	86-72
1/19/94	a	W	79-63
11/28/94	h	W	78-60

SERIES

Home: 3-1, Away: 4-0, Neutral: 0-0

GEORGETOWN

SERIES TIED 1-1

DATE	H/A	RESULT	SCORE
11/25/10	n	L	58-67
3/20/12	n	W	76-64

SERIES

Home: 0-0, Away: 0-0, Neutral: 1-1

SERIES HISTORY

GEORGIA

GEORGIA LEADS 33-5

DATE	H/A	RESULT	SCORE
1974-75	a	L	38-96
1975-76	a	L	22-77
	a	L	35-60
11/30/79	a	L	78-97
1/16/80	h	L	77-78
11/28/80	h	L	51-91
1/12/81	a	L	53-79
2/26/81	n	L	70-89
12/4/81	a	L	43-86
2/8/82	h	L	52-69
12/4/82	a	L	56-90
12/2/83	n	L	52-89
11/29/84	h	L	69-100
12/2/85	a	L	58-93
1/29/87	h	L	57-72
12/2/87	a	L	71-92
11/28/88	h	L	58-73
11/29/89	a	L	70-85
12/15/93	n	L	52-67
12/13/94	n	L	81-113
1/18/99	n	L	82-88
1/20/00	n	L	58-86
12/8/00	n	L	61-78
12/27/01	n	L	52-69
12/27/02	n	W	65-61
12/27/03	n	L	62-78
12/3/04	h	W	55-49
12/4/05	a	L	66-72
12/3/06	h	L	69-79
12/2/07	a	L	64-71
12/5/08	h	W	57-42
12/6/09	a	L	50-56
12/5/10	h	W	69-53
12/4/11	a	L	68-75
12/2/12	h	L	50-60
11/24/13	a	L	56-63
11/23/14	h	L	57-64
11/22/15	a	L	66-78

SERIES

Home: 3-9, Away: 0-16, Neutral: 1-9

GEORGIA BAPTIST

GT LEADS 5-1

DATE	H/A	RESULT	SCORE
1974-75		L	38-50
1976-77		W	68-47
		W	63-40
		W	60-46
1977-78		W	100-38
		W	88-43

SERIES

Home: 0-0, Away: 0-0, Neutral: 0-0

GEORGIA COLLEGE

GT LEADS 3-1

DATE	H/A	RESULT	SCORE
1977-78		L	79-86
		W	83-70
11/18/78	h	W	85-49
12/9/78	a	W	86-50

SERIES

Home: 1-0, Away: 1-0, Neutral: 0-0

GEORGIA SOUTHERN

GSU LEADS 7-4

DATE	H/A	RESULT	SCORE
11/14/79	a	L	56-62
1/5/80	h	L	77-81
2/21/80	n	L	51-87
1/31/81	a	L	60-87

2/24/81	h	L	64-80
2/13/85	h	W	75-57
2/13/86	h	W	79-71
1/15/87	a	L	65-75
12/2/88	n	L	60-61
12/12/94	h	W	79-66
12/9/07	h	W	78-50

SERIES

Home: 4-2, Away: 0-3, Neutral: 0-2

GEORGIA SOUTHWESTERN

GT LEADS 4-0

DATE	H/A	RESULT	SCORE
1/29/79	h	W	67-42
2/16/79	a	W	90-68
11/19/81	h	W	78-56
12/2/82	h	W	74-60

SERIES

Home: 3-0, Away: 1-0, Neutral: 0-0

GEORGIA STATE

GT LEADS 24-11

DATE	H/A	RESULT	SCORE
1975-76		L	30-80
		L	40-101
11/20/79	h	L	62-85
2/5/80	a	L	57-75
1/5/81	a	L	52-73
1/21/81	h	L	70-76
1/19/82	h	W	57-51
2/20/82	a	W	71-67
1/19/83	h	L	69-73
2/7/83	a	L	64-69
12/17/83	n	W	80-43
1/31/84	h	W	83-70
2/9/84	a	L	56-59
2/7/85	a	W	69-68 (ot)
2/23/85	h	W	80-75
2/24/86	h	L	75-80
12/14/93	a	W	82-58
2/13/95	h	W	107-62
1/29/96	a	W	76-60
2/4/97	h	W	76-56
11/18/97	a	W	73-59
12/19/98	h	L	56-66
11/23/99	a	W	75-51
11/29/00	h	W	75-70
12/18/01	a	W	71-68
12/18/02	h	W	65-46
12/6/03	a	W	69-64
11/19/04	h	W	72-30
11/30/05	a	W	60-51
11/16/06	h	W	83-41
12/22/07	a	W	79-67
11/26/08	h	W	74-56
12/22/09	a	W	62-50
11/12/10	h	W	66-56
12/16/11	a	W	85-50

SERIES

Home: 11-5, Away: 12-4, Neutral: 1-0

GORDON

GT LEADS 2-0

DATE	H/A	RESULT	SCORE
1974-75		W	51-33
		W	47-36

SERIES

Home: 0-0, Away: 0-0, Neutral: 0-0

GRAMBLING STATE

GT LEADS 2-0

DATE	H/A	RESULT	SCORE
12/5/04	h	W	66-52
11/25/14	h	W	97-64

SERIES

Home: 2-0, Away: 0-0, Neutral: 0-0

HAMPTON

GT LEADS 2-0

DATE	H/A	RESULT	SCORE
12/28/09	n	W	63-54
12/30/13	h	W	89-70

SERIES

Home: 1-0, Away: 0-0, Neutral: 1-0

HAWAI'I

GT LEADS 1-0

DATE	H/A	RESULT	SCORE
3/28/92	n	W	90-72

SERIES

Home: 0-0, Away: 0-0, Neutral: 1-0

HIGH POINT

GT LEADS 1-0

DATE	H/A	RESULT	SCORE
11/27/15	n	W	81-61

SERIES

Home: 0-0, Away: 0-0, Neutral: 1-0

HOFSTRA

GT LEADS 3-0

DATE	H/A	RESULT	SCORE
12/4/92	h	W	111-62
11/27/99	h	W	89-61
12/21/00	a	W	77-74

SERIES

Home: 2-0, Away: 1-0, Neutral: 1-0

HOWARD

GT LEADS 1-0

DATE	H/A	RESULT	SCORE
12/17/88	n	W	87-82

SERIES

Home: 0-0, Away: 0-0, Neutral: 1-0

ILLINOIS

GT LEADS 2-0

DATE	H/A	RESULT	SCORE
11/25/95	h	W	70-60
12/4/13	h	W	93-69

SERIES

Home: 2-0, Away: 0-0, Neutral: 0-0

IONA

GT LEADS 1-0

DATE	H/A	RESULT	SCORE
12/20/87	a	W	108-88

SERIES

Home: 0-0, Away: 1-0, Neutral: 0-0

IOWA

GT LEADS 2-0

DATE	H/A	RESULT	SCORE
11/28/07	a	W	76-57
3/22/09	a	W	76-62

SERIES

Home: 0-0, Away: 2-0, Neutral: 0-0

IOWA STATE

IOWA STATE LEADS 1-0

DATE	H/A	RESULT	SCORE
3/2/08	n	L	55-58

SERIES

Home: 0-0, Away: 0-0, Neutral: 0-1

INDIANA

INDIANA LEADS 1-0

DATE	H/A	RESULT	SCORE
12/2/15	a	L	60-69

SERIES

Home: 0-0, Away: 0-1, Neutral: 0-0

IUPUI

TECH LEADS 1-0

DATE	H/A	RESULT	SCORE
12/20/15	a	W	60-50

SERIES

Home: 1-0, Away: 0-0, Neutral: 0-0

JACKSON STATE

GT LEADS 1-0

DATE	H/A	RESULT	SCORE
1/2/08	h	W	79-42

SERIES

Home: 1-0, Away: 0-0, Neutral: 0-0

JACKSONVILLE

GT LEADS 1-0

DATE	H/A	RESULT	SCORE
12/10/06	h	W	81-52

SERIES

Home: 1-0, Away: 0-0, Neutral: 0-0

JACKSONVILLE STATE

GT LEADS 1-0

DATE	H/A	RESULT	SCORE
1/2/11	h	W	81-52

SERIES

Home: 1-0, Away: 0-0, Neutral: 0-0

JAMES MADISON

GT LEADS 1-0

DATE	H/A	RESULT	SCORE
11/27/03	n	W	60-53

SERIES

Home: 0-0, Away: 0-0, Neutral: 1-0

KANSAS STATE

KANSAS STATE LEADS 2-0

DATE	H/A	RESULT	SCORE
11/16/01	h	L	70-74
11/17/02	a	L	59-83

SERIES

Home: 0-1, Away: 0-1, Neutral: 0-0

SERIES HISTORY

KENNESAW STATE

GT LEADS 9-0

DATE	H/A	RESULT	SCORE
11/26/82	a	W	68-55
12/6/06	h	W	81-43
12/30/07	h	W	83-68
11/19/08	h	W	77-49
12/18/09	a	W	94-48
11/17/10	h	W	79-60
11/22/11	h	W	94-51
11/13/12	h	W	80-51
11/19/14	h	W	77-47

SERIES

Home: 7-0, Away: 2-0, Neutral: 1-0

KENTUCKY

KENTUCKY LEADS 1-0

DATE	H/A	RESULT	SCORE
1/15/06	n	L	62-66

SERIES

Home: 0-0, Away: 0-0, Neutral: 0-1

LAFAYETTE

GT LEADS 3-0

DATE	H/A	RESULT	SCORE
12/3/89	n	W	89-64
12/10/94	h	W	95-38
12/30/98	h	W	100-52

SERIES

Home: 2-0, Away: 0-0, Neutral: 1-0

LIPSCOMB

GT LEADS 1-0

DATE	H/A	RESULT	SCORE
12/29/14	h	W	71-53

SERIES

Home: 1-0, Away: 0-0, Neutral: 0-0

LONG ISLAND

GT LEADS 3-0

DATE	H/A	RESULT	SCORE
11/18/01	a	W	80-49
11/26/02	h	W	82-47
11/28/09	a	W	73-56

SERIES

Home: 1-0, Away: 2-0, Neutral: 0-0

LONGWOOD

GT LEADS 2-0

DATE	H/A	RESULT	SCORE
12/20/05	h	W	81-41
2/25/07	h	W	75-46

SERIES

Home: 2-0, Away: 0-0, Neutral: 0-0

LOUISIANA TECH

GT LEADS 1-0

DATE	H/A	RESULT	SCORE
12/30/14	h	W	96-81

SERIES

Home: 1-0, Away: 0-0, Neutral: 0-0

LOUISVILLE

LOUISVILLE LEADS 3-0

DATE	H/A	RESULT	SCORE
------	-----	--------	-------

1/2/15	a	L	48-75
1/3/16	h	L	65-78
3/4/16	n	L	50-60

SERIES

Home: 0-1, Away: 0-1, Neutral: 0-1

LOYOLA CHICAGO

GT LEADS 2-0

DATE	H/A	RESULT	SCORE
11/14/14	a	W	92-57
11/13/15	h	W	84-77

SERIES

Home: 1-0, Away: 1-0, Neutral: 0-0

LOYOLA MARYMOUNT

GT LEADS 1-0

DATE	H/A	RESULT	SCORE
12/2/89	n	W	81-53

SERIES

Home: 0-0, Away: 0-0, Neutral: 1-0

LSU

LSU LEADS 1-0

DATE	H/A	RESULT	SCORE
3/23/14	n	L	78-98

SERIES

Home: 0-0, Away: 0-0, Neutral: 0-1

MAINE

GT LEADS 1-0

DATE	H/A	RESULT	SCORE
12/18/88	n	W	82-62

SERIES

Home: 0-0, Away: 0-0, Neutral: 1-0

MANHATTAN

GT LEADS 2-0

DATE	H/A	RESULT	SCORE
12/3/95	a	W	90-61
12/30/96	h	W	105-63

SERIES

Home: 1-0, Away: 1-0, Neutral: 0-0

MARIST

GT LEADS 2-0

DATE	H/A	RESULT	SCORE
12/19/87	a	W	66-45
12/7/91	a	W	93-63

SERIES

Home: 0-0, Away: 2-0, Neutral: 0-0

MARQUETTE

GT LEADS 2-0

DATE	H/A	RESULT	SCORE
11/19/11	a	W	74-63
11/18/12	h	W	76-72

SERIES

Home: 1-0, Away: 1-0, Neutral: 0-0

MARS HILL

MARS HILL LEADS 1-0

DATE	H/A	RESULT	SCORE
------	-----	--------	-------

12/2/78	a	L	53-81
---------	---	---	-------

SERIES

Home: 0-0, Away: 0-1, Neutral: 0-0

MARSHALL

GT LEADS 1-0

DATE	H/A	RESULT	SCORE
1/4/86	h	W	83-81

SERIES

Home: 1-0, Away: 0-0, Neutral: 0-0

MARYLAND

MARYLAND LEADS 49-18

DATE	H/A	RESULT	SCORE
11/27/79	a	L	78-94
11/18/80	h	L	64-82
2/17/82	a	L	64-77
12/15/82	a	L	54-88
1/10/83	h	L	57-69
2/14/83	a	L	59-80
1/16/84	h	L	48-67
12/12/84	a	L	52-68
1/14/85	h	L	67-69
12/21/85	a	L	65-80
1/13/86	h	W	73-66
1/6/87	h	W	81-80(ot)
2/16/87	a	L	76-93
1/3/88	a	L	80-83
2/16/88	h	L	70-92
3/5/88	n	L	74-102
1/4/89	h	L	60-85
2/6/89	a	L	74-106
1/18/90	h	W	70-68
1/30/90	a	L	52-83
1/13/91	h	L	66-68
2/4/91	a	L	79-93
3/2/91	n	L	73-91
1/27/92	a	L	54-75
2/17/92	h	L	63-71
3/7/92	n	W	68-67
1/14/93	h	L	66-77
2/7/93	a	L	70-75
1/2/94	a	L	62-69
1/30/94	h	L	46-67
1/5/95	h	W	82-59
2/5/95	a	W	67-59
1/2/96	a	L	60-61
2/3/96	h	W	59-30
1/2/97	h	W	44-40
2/19/97	a	L	69-73
11/22/97	a	L	42-74
1/26/98	h	L	57-68
1/21/99	h	W	72-56
2/21/99	a	L	79-92
1/23/00	a	W	73-67
2/27/00	h	W	60-49
1/21/01	h	L	62-66
2/22/01	a	W	66-62
1/14/02	h	W	61-58
2/14/02	a	L	70-81(ot)
1/5/03	a	L	63-71
2/7/03	h	W	59-51
1/15/04	a	L	87-91
2/15/04	h	W	58-57
1/13/05	h	L	65-72
2/3/05	a	L	67-84
1/26/06	a	L	71-79
3/3/06	n	L	66-71
2/1/07	h	W	77-72
3/2/07	n	L	59-75
1/20/08	a	L	95-99(2ot)
2/19/09	h	L	79-87
2/5/10	a	W	61-60
2/3/11	h	L	53-56
3/4/11	n	W	70-64
1/6/12	a	L	74-77
2/6/12	h	L	64-56
3/4/12	n	L	65-68

1/20/13	h	L	57-66
1/19/14	a	L	81-92
2/23/14	h	L	62-79

SERIES

Home: 12-18, Away: 4-26, Neutral: 2-5

MARYLAND-EASTERN SHORE

GT LEADS 1-0

DATE	H/A	RESULT	SCORE
11/14/95	h	W	93-43

SERIES

Home: 1-0, Away: 0-0, Neutral: 0-0

MARYVILLE

GT LEADS 2-0

DATE	H/A	RESULT	SCORE
1976-77		W	50-28
1977-78		W	97-51

SERIES

Home: 1-0, Away: 0-0, Neutral: 0-0

MASSACHUSETTS

GT LEADS 1-0

DATE	H/A	RESULT	SCORE
12/31/05	h	W	57-43

SERIES

Home: 1-0, Away: 0-0, Neutral: 0-0

MCNEESE STATE

GT LEADS 1-0

DATE	H/A	RESULT	SCORE
11/30/13	n	W	69-60

SERIES

Home: 0-0, Away: 0-0, Neutral: 1-0

MERCER

GT LEADS 15-6

DATE	H/A	RESULT	SCORE
1/7/80	a	L	59-85
2/11/80	h	L	73-87
2/4/81	h	L	70-75
2/19/81	a	W	79-77
2/3/82	h	L	47-69
2/12/83	a	L	67-71
1/25/89	h	W	89-70
12/13/89	a	W	87-52
2/7/90	h	W	83-66
2/29/91	h	W	85-61
12/5/92	h	W	82-59
2/14/94	a	W	62-57
2/22/95	a	W	82-49
2/27/96	a	L	61-64
11/25/96	h	W	98-79
11/24/97	a	W	70-65(ot)
11/24/98	h	W	78-50
12/5/02	h	W	96-50
11/10/06	h	W	87-48
12/28/10	h	W	101-44
3/17/16	h	W	73-56

SERIES

Home: 10-3, Away: 5-3, Neutral: 0-0

MIAMI, FLA.

GT LEADS 13-13

DATE	H/A	RESULT	SCORE
12/15/80	a	L	80-86
12/30/91	a	L	63-78
3/13/02	h	L	64-73

SERIES HISTORY

1/23/05	a	W	62-46
3/4/05	n	L	58-60
1/5/06	h	L	63-75
2/26/06	a	L	85-90(2ot)
3/2/06	n	W	79-62
1/15/07	h	W	52-37
2/15/07	a	W	66-45
3/1/07	n	W	66-52
1/13/08	h	W	68-65
2/7/08	a	L	52-54
3/6/08	n	W	76-49
1/12/09	a	W	68-50
1/29/09	h	W	68-42
1/27/10	h	W	80-73(ot)
2/21/10	a	W	77-73
1/30/11	a	L	74-84(ot)
2/27/11	h	L	59-70
1/9/12	h	L	65-77
1/17/13	a	L	65-71
2/24/13	h	W	68-64
2/9/14	a	W	89-87
2/15/15	a	L	59-64
2/11/16	h	L	55-58

SERIES

Home: 5-4, Away: 5-8, Neutral: 3-1

MIAMI, OHIO

GT LEADS 1-0

DATE	H/A	RESULT	SCORE
11/30/02	h	W	78-62

SERIES

Home: 1-0, Away: 0-0, Neutral: 0-0

MICHIGAN STATE

SERIES TIED 1-1

DATE	H/A	RESULT	SCORE
12/3/08	h	W	70-57
12/4/14	a	L	73-79 (OT)

SERIES

Home: 1-0, Away: 0-1, Neutral: 0-0

MIDDLE TENNESSEE ST.

GT LEADS 2-0

DATE	H/A	RESULT	SCORE
12/3/10	h	W	68-48
12/11/11	a	W	58-47

SERIES

Home: 1-0, Away: 1-0, Neutral: 1-0

MINNESOTA

SERIES TIED 2-2

DATE	H/A	RESULT	SCORE
12/1/90	a	W	84-69
12/13/92	a	W	82-62
12/1/93	h	L	73-77(ot)
11/30/14	n	L	69-72

SERIES

Home: 0-1, Away: 2-0, Neutral: 0-1

MISSISSIPPI STATE

MISSISSIPPI STATE LEADS 4-1

DATE	H/A	RESULT	SCORE
12/9/99	h	L	56-71
12/3/00	a	L	68-88
3/15/01	a	L	73-77
12/30/06	h	L	56-62
12/16/07	a	W	70-58

SERIES

Home: 0-2, Away: 1-2, Neutral: 0-0

MISSISSIPPI UNIV. FOR WOMEN

GT LEADS 2-0

DATE	H/A	RESULT	SCORE
1/28/82	h	W	75-59
11/25/83	n	W	76-61

SERIES

Home: 1-0, Away: 0-0, Neutral: 1-0

MISSISSIPPI VALLEY ST.

GT LEADS 4-0

DATE	H/A	RESULT	SCORE
12/30/04	h	W	74-41
12/18/07	a	W	79-67
11/22/08	h	W	72-37
12/13/09	h	W	89-41

SERIES

Home: 3-0, Away: 1-0, Neutral: 0-0

MISSOURI

GT LEADS 1-0

DATE	H/A	RESULT	SCORE
11/27/10	n	W	61-46

SERIES

Home: 0-0, Away: 0-0, Neutral: 1-0

MONMOUTH

GT LEADS 2-0

DATE	H/A	RESULT	SCORE
11/28/87	h	W	76-70
12/19/99	a	W	79-68

SERIES

Home: 1-0, Away: 1-0, Neutral: 0-0

MORGAN STATE

GT LEADS 1-0

DATE	H/A	RESULT	SCORE
11/16/14	h	W	105-76

SERIES

Home: 1-0, Away: 0-0, Neutral: 0-0

MORRIS BROWN

GT LEADS 3-0

DATE	H/A	RESULT	SCORE
1976-77		W	75-27
2/1/79	h	W	74-55
2/23/02	h	W	111-40

SERIES

Home: 2-0, Away: 0-0, Neutral: 0-0

MOUNT ST. MARY'S

GT LEADS 1-0

DATE	H/A	RESULT	SCORE
11/25/00	h	W	102-90

SERIES

Home: 1-0, Away: 0-0, Neutral: 0-0

NEBRASKA

GT LEADS 2-0

DATE	H/A	RESULT	SCORE
3/27/92	n	W	73-68
11/30/11	h	W	73-57

SERIES

Home: 1-0, Away: 0-0, Neutral: 1-0

NEW HAMPSHIRE

GT LEADS 1-0

DATE	H/A	RESULT	SCORE
12/2/95	n	W	90-72

SERIES

Home: 0-0, Away: 0-0, Neutral: 1-0

NORTH CAROLINA

NORTH CAROLINA LEADS 55-19

DATE	H/A	RESULT	SCORE
1/9/80	h	L	61-93
1/24/81	a	L	75-82
11/28/81	a	L	58-81
1/23/82	h	L	64-68(Omni)
1/6/83	h	L	58-99
1/29/83	a	L	58-96
3/4/83	n	L	80-85
1/28/84	a	L	73-81
2/20/84	h	L	75-95
1/19/85	h	L	68-88
1/27/85	a	L	50-81
1/27/86	a	L	65-88
2/22/86	h	L	81-92(ot)
1/2/87	h	L	75-80
1/24/87	a	L	81-86
2/28/87	n	L	54-64
1/17/88	a	L	74-82
2/13/88	h	W	76-74
1/14/89	h	W	87-81
1/29/89	a	W	97-89
1/11/90	a	W	90-73
2/10/90	h	L	77-81
1/9/91	h	W	101-86
2/22/91	a	W	83-63
1/5/92	a	L	69-83
2/29/92	h	L	70-73
1/5/93	h	W	73-63
1/31/93	a	L	68-72(ot)
1/16/94	a	L	51-87
2/12/94	h	L	79-89
3/5/94	n	L	55-78
1/7/95	a	L	62-74
2/8/95	h	L	62-84
1/6/96	h	L	74-78
2/7/96	a	L	72-88
1/11/97	a	L	53-80
1/30/97	h	L	77-80
1/8/98	h	L	48-69
2/8/98	a	L	58-85
12/3/98	a	L	68-85
1/24/99	h	W	91-84
2/27/99	n	L	71-87
1/13/00	h	W	55-44
2/13/00	a	L	62-85
1/2/01	a	W	82-75
2/1/01	h	L	63-85
3/2/01	n	L	64-79
1/17/02	a	W	81-62
2/17/02	h	L	62-71
1/2/03	h	L	67-72
2/2/03	a	L	64-76
1/22/04	a	L	56-63
2/23/04	h	L	46-58
1/30/05	h	L	41-55
1/18/06	a	L	56-85
2/5/06	h	L	56-75
1/2/07	h	L	57-69
1/18/07	a	L	31-78
1/5/08	a	L	78-99
2/10/08	h	L	61-75
1/22/09	h	W	66-62
2/15/09	a	L	50-73
1/6/10	a	L	78-89
2/26/10	h	W	64-57
1/6/11	h	W	71-70

2/24/11	a	W	67-54
2/12/12	a	W	56-54
3/2/12	n	W	54-53
1/13/13	a	L	58-79
2/10/13	h	L	58-60
2/6/14	h	W	94-91
1/11/15	a	L	81-96
3/5/15	n	L	64-84
1/14/16	h	W	80-73

SERIES

Home: 11-23, Away: 7-26, Neutral: 1-6

UNC ASHEVILLE

GT LEADS 4-1

DATE	H/A	RESULT	SCORE
1977-78		W	70-66
1978-79	a	W	73-60
1/20/79	h	L	95-102
12/3/88	n	W	78-63
11/23/01	h	W	88-56

SERIES

Home: 1-1, Away: 1-0, Neutral: 1-0

UNC WILMINGTON

GT LEADS 1-0

DATE	H/A	RESULT	SCORE
11/23/90	h	W	101-73

SERIES

Home: 1-0, Away: 0-0, Neutral: 0-0

NORTH CAROLINA A&T

GT LEADS 1-0

DATE	H/A	RESULT	SCORE
12/29/11	h	W	74-57

SERIES

Home: 1-0, Away: 0-0, Neutral: 0-0

NC STATE

NC STATE LEADS 44-23

DATE	H/A	RESULT	SCORE
1/12/80	a	L	38-97
2/8/80	n	L	48-99
1/3/81	h	L	55-74
1/4/81	h	L	62-76
1/30/82	a	L	48-75
1/8/83	h	L	61-83
1/24/83	a	L	61-77
1/4/84	h	L	52-65
2/13/84	a	L	63-78
1/3/85	a	L	70-87
2/3/85	a	L	73-83
3/1/85	n	L	60-87
1/2/86	h	L	69-77
2/7/86	a	L	57-92
1/10/87	a	L	63-74
2/21/87	h	L	69-78
1/9/88	h	W	94-74
2/5/88	a	W	83-74
1/7/89	a	L	70-100
2/18/89	h	L	79-87
1/2/90	h	W	79-78
2/16/90	a	L	55-80
1/4/91	a	L	79-97
2/16/91	h	L	74-98
1/17/92	h	W	83-72
2/23/92	a	L	70-86
1/8/93	a	W	86-79
2/19/93	h	W	92-89 (2ot)
1/7/94	h	W	75-60
2/18/94	a	L	53-71
1/15/95	h	L	67-81
2/16/95	a	L	64-80
3/3/95	n	L	70-88
1/15/96	a	L	63-68

SERIES HISTORY

2/14/96	h	L	64-73
1/5/97	h	W	73-72
2/23/97	a	L	69-82
1/2/98	h	L	63-75
2/1/98	a	L	60-85
12/5/98	a	W	74-73
1/28/99	h	L	73-93
11/30/99	h	L	70-80
2/24/00	a	W	69-52
3/4/00	n	W	71-62
12/6/00	a	L	63-77
2/15/01	h	L	68-74
1/6/02	a	L	63-75
2/7/02	h	W	69-57
1/26/03	h	W	64-54
2/27/03	a	W	78-60
2/1/04	a	L	71-75
2/26/04	h	W	76-61
2/10/05	h	L	59-83
2/12/06	a	L	53-65
2/11/07	h	W	69-62
1/17/08	a	W	67-63
2/8/09	h	W	67-54
2/28/10	a	L	46-54
2/13/11	h	W	74-65
1/2/12	a	W	76-66
2/2/12	h	W	75-68(ot)
3/3/12	n	W	87-61
1/27/13	h	L	66-78
2/17/13	a	W	79-70
1/26/14	h	L	73-80
2/12/15	h	L	64-65
1/7/16	a	L	57-65

SERIES

Home: 13-19, Away: 8-21, Neutral: 2-3

NORTH GEORGIA

NORTH GEORGIA LEADS 3-1

DATE	H/A	RESULT	SCORE
1975-76		L	21-70
		L	25-78
		L	35-69
1/13/83	h	W	88-51

SERIES

Home: 1-0, Away: 0-0, Neutral: 0-0

NORTHERN IOWA

NORTHERN IOWA LEADS 1-0

DATE	H/A	RESULT	SCORE
11/26/15	n	L	58-61

SERIES

Home: 0-0, Away: 0-0, Neutral: 0-1

NORTHWESTERN

GT LEADS 3-1

DATE	H/A	RESULT	SCORE
3/17/93	a	L	62-90
12/18/06	a	W	82-68
11/21/07	h	W	55-46
12/1/10	h	W	67-63

SERIES

Home: 2-0, Away: 1-1, Neutral: 0-0

NOTRE DAME

NOTRE DAME LEADS 6-0

DATE	H/A	RESULT	SCORE
11/29/96	h	L	69-76
2/17/14	a	L	72-87
1/22/15	a	L	76-89
2/19/15	h	L	61-71
12/30/15	a	L	76-85
1/28/16	h	L	42-54

SERIES

Home: 0-2, Away: 0-3, Neutral: 0-0

OHIO STATE

OHIO STATE LEADS 1-0

DATE	H/A	RESULT	SCORE
3/21/11	a	L	60-67

SERIES

Home: 0-0, Away: 0-1, Neutral: 0-0

OKLAHOMA

OKLAHOMA LEADS 1-0

DATE	H/A	RESULT	SCORE
11/15/09	a	L	64-70

SERIES

Home: 0-0, Away: 0-1, Neutral: 0-0

OKLAHOMA STATE

OKLAHOMA STATE LEADS 2-0

DATE	H/A	RESULT	SCORE
11/15/09	a	L	64-70
12/21/13	n	L	60-68

SERIES

Home: 0-0, Away: 0-1, Neutral: 0-1

OLD DOMINION

SERIES TIED 2-2

DATE	H/A	RESULT	SCORE
12/18/03	a	L	56-67
11/23/04	h	W	71-64
11/14/10	a	L	63-65
11/13/11	h	W	87-56

SERIES

Home: 2-0, Away: 0-2, Neutral: 0-0

OLE MISS

OLE MISS LEADS 1-0

DATE	H/A	RESULT	SCORE
3/22/15	a	L	48-63

SERIES

Home: 0-0, Away: 0-1, Neutral: 0-0

OREGON

GT LEADS 2-0

DATE	H/A	RESULT	SCORE
12/13/08	n	W	74-59
12/16/09	h	W	87-69

SERIES

Home: 1-0, Away: 0-0, Neutral: 1-0

PACIFIC

PACIFIC LEADS 1-0

DATE	H/A	RESULT	SCORE
12/19/89	a	L	68-88

SERIES

Home: 0-0, Away: 0-1, Neutral: 0-0

PENNSYLVANIA

GT LEADS 2-0

DATE	H/A	RESULT	SCORE
12/19/82	n	W	67-59
2/27/83	n	W	75-58

SERIES

Home: 0-0, Away: 0-0, Neutral: 2-0

PENN STATE

GT LEADS 1-0

DATE	H/A	RESULT	SCORE
12/2/09	a	W	64-60

SERIES

Home: 0-0, Away: 1-0, Neutral: 0-0

PEPPERDINE

GT LEADS 1-0

DATE	H/A	RESULT	SCORE
12/16/86	n	W	79-77

SERIES

Home: 0-0, Away: 0-0, Neutral: 1-0

PIEDMONT

GT LEADS 4-2

DATE	H/A	RESULT	SCORE
1976-77		L	38-61
		L	40-46
1977-78		W	81-66
		W	89-71
1/25/79	h	W	78-49
2/3/79	a	W	69-68

SERIES

Home: 1-0, Away: 1-0, Neutral: 0-0

PITTSBURGH

PITTSBURGH LEADS 2-2

DATE	H/A	RESULT	SCORE
12/30/99	h	L	69-75
2/3/14	a	W	77-66
1/18/15	h	L	72-75 (ot)
2/25/16	a	W	66-60

SERIES

Home: 0-2, Away: 2-0, Neutral: 0-0

PORTLAND STATE

GT LEADS 2-0

DATE	H/A	RESULT	SCORE
12/21/10	a	W	69-53
12/17/13	h	W	104-54

SERIES

Home: 1-0, Away: 1-0, Neutral: 0-0

PRAIRIE VIEW A&M

GT LEADS 2-0

DATE	H/A	RESULT	SCORE
11/19/10	h	W	61-37
12/15/15	h	W	96-48

SERIES

Home: 2-0, Away: 0-0, Neutral: 0-0

PRESBYTERIAN

GT LEADS 2-0

DATE	H/A	RESULT	SCORE
11/27/84	h	W	86-70
12/2/85	h	W	124-56

SERIES

Home: 2-0, Away: 0-0, Neutral: 0-0

PRINCETON

GT LEADS 2-0

DATE	H/A	RESULT	SCORE
12/21/03	a	W	67-66
11/28/04	h	W	60-50

SERIES

Home: 1-0, Away: 1-0, Neutral: 0-0

PURDUE

PURDUE LEADS 2-0

DATE	H/A	RESULT	SCORE
3/19/07	n	L	63-76
11/28/12	a	L	73-85

SERIES

Home: 0-0, Away: 0-1, Neutral: 0-1

QUEENS COLLEGE

GT LEADS 1-0

DATE	H/A	RESULT	SCORE
1/18/84	h	W	84-56

SERIES

Home: 1-0, Away: 0-0, Neutral: 0-0

QUINNIPIAC

GT LEADS 1-0

DATE	H/A	RESULT	SCORE
12/29/12	n	W	74-57

SERIES

Home: 0-0, Away: 0-0, Neutral: 1-0

RICHMOND

GT LEADS 2-0

DATE	H/A	RESULT	SCORE
11/22/85	a	W	77-59
11/26/88	h	W	84-80(2ot)

SERIES

Home: 1-0, Away: 1-0, Neutral: 0-0

RIDER

GT LEADS 2-1

DATE	H/A	RESULT	SCORE
12/5/90	a	W	114-72
11/29/91	h	W	115-64
12/29/93	a	L	66-69

SERIES

Home: 1-0, Away: 1-1, Neutral: 0-0

ROLLINS

GT LEADS 1-0

DATE	H/A	RESULT	SCORE
1976-77		W	69-52

SERIES

Home: 0-0, Away: 0-0, Neutral: 0-0

RUTGERS

GT LEADS 0-1

DATE	H/A	RESULT	SCORE
11/25/11	n	L	40-59

SERIES

Home: 0-0, Away: 0-0, Neutral: 0-1

ST. FRANCIS (PA)

GT LEADS 1-0

DATE	H/A	RESULT	SCORE
------	-----	--------	-------

SERIES HISTORY

12/29/00 h W 94-51

SERIES

Home: 1-0, Away: 0-0, Neutral: 0-0

ST. FRANCIS (NY)

GT LEADS 4-0

DATE	H/A	RESULT	SCORE
12/29/98	h	W	90-45
12/21/99	a	W	91-60
12/20/14	a	W	65-59
11/15/15	h	W	89-51

SERIES

Home: 2-0, Away: 2-0, Neutral: 0-0

ST. JOHN'S

SERIES TIED 1-1

DATE	H/A	RESULT	SCORE
12/30/02	h	W	61-53
12/17/04	a	L	65-69

SERIES

Home: 1-0, Away: 0-1, Neutral: 0-0

ST. JOSEPH'S

GT LEADS 1-0

DATE	H/A	RESULT	SCORE
12/5/93	h	W	51-50

SERIES

Home: 1-0, Away: 0-0, Neutral: 0-0

ST. LEO'S

GT LEADS 1-0

DATE	H/A	RESULT	SCORE
1976-77		W	69-29

SERIES

Home: 0-0, Away: 0-0, Neutral: 0-0

ST. MARY'S

SERIES TIED 1-1

DATE	H/A	RESULT	SCORE
12/21/96	a	L	59-66
12/29/97	h	W	69-60(ot)

SERIES

Home: 1-0, Away: 0-1, Neutral: 0-0

SACRED HEART

GT LEADS 1-0

DATE	H/A	RESULT	SCORE
3/18/12	n	W	76-50

SERIES

Home: 0-0, Away: 0-0, Neutral: 1-0

SAMFORD

GT LEADS 3-0

DATE	H/A	RESULT	SCORE
11/27/98	h	W	96-62
12/21/04	h	W	64-53
12/13/15	h	W	66-55

SERIES

Home: 3-0, Away: 0-0, Neutral: 0-0

SAN DIEGO

SERIES TIED 1-1

DATE	H/A	RESULT	SCORE
12/9/05	h	W	56-51
11/24/06	a	L	59-62

SERIES

Home: 1-0, Away: 0-1, Neutral: 0-0

SAN FRANCISCO

SAN FRANCISCO LEADS 1-0

DATE	H/A	RESULT	SCORE
12/18/89	a	L	67-85

SERIES

Home: 0-0, Away: 0-1, Neutral: 0-0

SAN JOSE STATE

GT LEADS 1-0

DATE	H/A	RESULT	SCORE
12/22/96	a	W	68-53

SERIES

Home: 0-0, Away: 1-0, Neutral: 0-0

SANTA CLARA

SERIES TIED 1-1

DATE	H/A	RESULT	SCORE
12/16/89	a	L	66-69
12/29/91	n	W	64-61

SERIES

Home: 0-0, Away: 0-1, Neutral: 1-0

SAVANNAH STATE

GT LEADS 3-2

DATE	H/A	RESULT	SCORE
1974-75		L	31-90
1975-76		L	18-141
2/12/08	h	W	82-28
2/11/09	a	W	89-34
1/21/10	h	W	80-51

SERIES

Home: 2-0, Away: 1-0, Neutral: 0-0

SETON HALL

GT LEADS 3-0

DATE	H/A	RESULT	SCORE
11/29/86	h	W	72-65
12/29/95	h	W	82-67
11/27/09	n	W	57-51

SERIES

Home: 2-0, Away: 0-0, Neutral: 1-0

SHORTER

SHORTER LEADS 5-1

DATE	H/A	RESULT	SCORE
1974-75		L	25-94
		L	35-80
		L	20-72
1975-76		L	31-81
		L	39-83
11/14/81	h	W	69-63

SERIES

Home: 1-0, Away: 0-0, Neutral: 0-0

SIU-EDWARDSVILLE

GT LEADS 1-0

DATE	H/A	RESULT	SCORE
12/19/11	n	W	80-38

SERIES

Home: 0-0, Away: 0-0, Neutral: 1-0

SOUTH FLORIDA

GT LEADS 5-0

DATE	H/A	RESULT	SCORE
2/26/83	n	W	82-65
12/18/83	a	W	68-56
2/23/84	h	W	61-46
11/29/85	h	W	95-69
11/30/90	n	W	98-58

SERIES

Home: 2-0, Away: 1-0, Neutral: 2-0

SOUTHERN

SOUTHERN LEADS 2-0

DATE	H/A	RESULT	SCORE
12/14/87	h	L	66-69
12/2/01	n	L	47-56

SERIES

Home: 0-1, Away: 0-0, Neutral: 0-1

SOUTHERN MISSISSIPPI

GT LEADS 1-0

DATE	H/A	RESULT	SCORE
3/16/00	h	W	76-71 (ot)

SERIES

Home: 1-0, Away: 0-0, Neutral: 0-0

SOUTHERN UTAH

GT LEADS 2-0

DATE	H/A	RESULT	SCORE
2/24/90	n	W	87-75
11/29/13	n	W	85-60

SERIES

Home: 0-0, Away: 0-0, Neutral: 2-0

SOUTHEASTERN LA.

GT LEADS 1-0

DATE	H/A	RESULT	SCORE
11/18/15	n	W	102-49

SERIES

Home: 0-0, Away: 0-0, Neutral: 1-0

SOUTHWEST MISSOURI ST.

GT LEADS 1-0

DATE	H/A	RESULT	SCORE
11/29/03	n	W	78-71

SERIES

Home: 0-0, Away: 0-0, Neutral: 1-0

SPELMAN

GT LEADS 6-0

DATE	H/A	RESULT	SCORE
1976-77		W	52-32
		W	82-47
		W	46-33
	n	W	55-43
1977-78		W	64-62
		W	84-63

SERIES

Home: 0-0, Away: 0-0, Neutral: 1-0

STETSON

GT LEADS 4-0

DATE	H/A	RESULT	SCORE
2/17/83	h	W	70-53
11/26/83	h	W	96-73
12/21/83	a	W	69-62
12/4/93	h	W	75-56

SERIES

Home: 3-0, Away: 1-0, Neutral: 1-0

SYRACUSE

SYRACUSE LEADS 4-0

DATE	H/A	RESULT	SCORE
11/23/12	n	L	72-75(ot)
1/12/14	a	L	70-76
2/8/15	h	L	60-65
2/7/16	a	L	52-71

SERIES

Home: 0-1, Away: 0-2, Neutral: 0-1

TEMPLE

SERIES TIED 2-2

DATE	H/A	RESULT	SCORE
2/23/90	n	L	79-87
12/9/90	n	W	83-68
11/20/06	a	L	62-76
11/18/07	h	W	59-49

SERIES

Home: 1-0, Away: 0-1, Neutral: 1-1

TENNESSEE

TENNESSEE LEADS 6-0

DATE	H/A	RESULT	SCORE
2/2/87	a	L	74-100
1/11/88	h	L	79-96
2/15/89	a	L	71-88
11/26/10	n	L	42-66
11/11/12	h	L	54-71
11/17/13	a	L	76-87

SERIES

Home: 0-2, Away: 0-3, Neutral: 0-1

TENNESSEE STATE

GT LEADS 2-0

DATE	H/A	RESULT	SCORE
11/24/89	h	W	93-61
12/30/10	h	W	82-11

SERIES

Home: 2-0, Away: 0-0, Neutral: 0-0

TENNESSEE TECH

GT LEADS 1-0

DATE	H/A	RESULT	SCORE
11/30/08	n	W	68-56

SERIES

Home: 0-0, Away: 0-0, Neutral: 0-1

TENNESSEE TEMPLE

GT LEADS 5-3

DATE	H/A	RESULT	SCORE
1975-76		L	35-55
		L	43-68
1976-77		W	55-53
		L	51-58
1977-78		W	67-49

SERIES HISTORY

1/8/79	a	W	83-54
1/15/79	h	W	78-34
		W	100-47

SERIES

Home: 1-0, Away: 1-0, Neutral: 0-0

TENNESSEE WESLEYAN

TENNESSEE WESLEYAN LEADS 2-0

DATE	H/A	RESULT	SCORE
1976-77		L	50-74
		L	43-53

SERIES

Home: 0-0, Away: 0-0, Neutral: 0-0

TEXAS

TEXAS LEADS 1-0

DATE	H/A	RESULT	SCORE
11/29/08	n	L	68-76

SERIES

Home: 0-0, Away: 0-0, Neutral: 0-1

TEXAS ARLINGTON

GT LEADS 1-0

DATE	H/A	RESULT	SCORE
12/20/08	n	W	63-56

SERIES

Home: 0-0, Away: 0-0, Neutral: 1-0

TIFT COLLEGE

TIFT COLLEGE LEADS 7-6

DATE	H/A	RESULT	SCORE
1974-75		L	45-82
		L	33-51
	n	L	54-65
		W	67-53
1975-76		L	50-67
		L	57-68
1976-77		L	64-72
		L	70-72
1977-78		W	72-58
		W	85-69
1/22/79	a	W	70-68
2/5/79	h	W	79-62
11/21/80	n	W	87-78

SERIES

Home: 1-0, Away: 1-0, Neutral: 1-1

TROY

GT LEADS 2-0

DATE	H/A	RESULT	SCORE
12/22/05	h	W	54-38
11/14/08	h	W	73-49

SERIES

Home: 2-0, Away: 0-0, Neutral: 0-0

TULANE

GT LEADS 4-1

DATE	H/A	RESULT	SCORE
1977-78		W	68-53
1/10/81	h	W	72-58
11/13/07	a	W	66-61
1/4/09	h	W	69-52
3/21/16	h	L	61-64

SERIES

Home: 2-1, Away: 1-0, Neutral: 0-0

TULSA

SERIES TIED 1-1

DATE	H/A	RESULT	SCORE
12/12/04	a	L	47-55
12/18/05	h	W	54-38

SERIES

Home: 1-0, Away: 0-1, Neutral: 0-0

UAB

GT LEADS 5-1

DATE	H/A	RESULT	SCORE
2/20/86	h	W	67-66
12/6/86	n	W	77-65
11/27/87	h	W	101-75
11/23/91	a	L	72-91
1/3/05	h	W	74-49
11/18/05	a	W	68-55

SERIES

Home: 3-0, Away: 1-1, Neutral: 1-0

UCLA

UCLA LEADS 1-0

DATE	H/A	RESULT	SCORE
12/19/94	n	L	69-81

SERIES

Home: 0-0, Away: 0-0, Neutral: 0-1

USC UPSTATE

GT LEADS 2-0

DATE	H/A	RESULT	SCORE
12/6/07	h	W	92-45
12/5/15	h	W	87-46

SERIES

Home: 2-0, Away: 0-0, Neutral: 0-0

UTEP

GT LEADS 1-0

DATE	H/A	RESULT	SCORE
12/20/13	n	W	104-54

SERIES

Home: 0-0, Away: 0-0, Neutral: 1-0

UTAH STATE

GT LEADS 1-0

DATE	H/A	RESULT	SCORE
12/15/86	n	W	106-40

SERIES

Home: 0-0, Away: 0-0, Neutral: 1-0

VALDOSTA STATE

VALDOSTA STATE LEADS 4-0

DATE	H/A	RESULT	SCORE
12/10/79	a	L	84-113
1/18/80	h	L	65-82
1/26/81	a	L	61-68
2/21/81	h	L	68-99

SERIES

Home: 0-2, Away: 0-2, Neutral: 0-0

VANDERBILT

VANDERBILT LEADS 4-2

DATE	H/A	RESULT	SCORE
1978-79	a	W	69-67
2/19/79	h	W	71-63
11/17/79	a	L	61-67
1/28/80	h	L	67-77
1/9/82	h	L	74-80
1/21/07	n	L	55-72

SERIES

Home: 1-2, Away: 1-1, Neutral: 0-0

VILLANOVA

SERIES TIED 1-1

DATE	H/A	RESULT	SCORE
12/18/82	n	L	59-68
11/29/14	n	W	71-63

SERIES

Home: 0-0, Away: 0-0, Neutral: 1-1

VIRGINIA

VIRGINIA LEADS 54-16

DATE	H/A	RESULT	SCORE
11/24/79	a	L	44-85
1/17/81	h	L	42-66
2/12/81	n	L	49-61
1/16/82	a	L	45-75
2/15/82	h	L	51-56
11/21/82	a	L	59-80
2/14/83	h	W	55-54
1/23/84	h	L	65-75
2/18/84	a	L	50-89
3/2/84	n	L	58-75
1/21/85	h	L	47-71
2/16/85	a	L	67-97
11/24/85	a	L	52-86
2/15/86	h	L	64-82
3/1/86	n	L	64-90
1/17/87	h	L	66-76
2/11/87	a	L	56-78
1/20/88	a	L	69-90
2/25/88	h	L	68-91
1/21/89	h	W	105-80
2/4/89	a	L	74-91
1/20/90	h	L	77-97
2/3/90	a	L	65-94
3/3/90	n	L	65-73
1/19/91	h	L	72-98
2/2/91	a	L	94-98
1/25/92	a	L	74-79
2/8/92	h	L	62-86
3/9/92	n	L	69-70
1/23/93	h	L	81-107
2/5/93	a	L	53-88
1/22/94	a	L	75-88
2/6/94	h	L	54-82
1/21/95	a	L	53-73
2/20/95	h	L	53-61
1/20/96	h	L	58-79
2/20/96	a	L	62-80
1/16/97	a	L	53-74
2/13/97	h	W	72-60
2/28/97	n	L	63-77
12/6/97	h	W	84-65
1/30/98	a	L	57-93
1/14/99	a	L	62-82
2/18/99	h	L	73-86
1/3/00	a	L	70-83
2/3/00	h	L	65-66
1/7/01	h	W	70-65
2/8/01	a	W	87-70
1/10/02	h	W	92-61
2/11/02	a	L	79-85
3/2/02	n	L	58-60
1/16/03	a	L	63-74
2/16/03	h	L	54-56
1/12/04	a	L	59-60
2/12/04	h	W	65-55
1/20/05	h	L	38-61
2/23/06	a	L	51-57

2/22/07	h	W	73-49
3/2/08	a	L	101-103(2ot)
3/7/08	n	L	43-52
3/1/09	h	W	74-66
1/24/10	a	L	55-57
1/13/11	h	W	69-48
1/25/12	h	W	63-53
1/10/13	h	L	51-62
2/3/13	a	W	65-62
2/14/14	h	W	95-76
3/6/14	n	W	77-76
1/25/15	a	W	68-62
1/17/16	h	L	67-78

SERIES

Home: 12-20, Away: 3-26, Neutral: 1-8

VIRGINIA COMMONWEALTH

GT LEADS 1-0

DATE	H/A	RESULT	SCORE
12/5/87	n	W	73-63

SERIES

Home: 0-0, Away: 0-0, Neutral: 1-0

VIRGINIA TECH

GT LEADS 9-5

DATE	H/A	RESULT	SCORE
3/22/03	n	L	59-61
2/16/05	a	L	48-73
2/19/06	h	L	54-70
2/5/07	a	L	68-73
2/29/08	h	W	76-43
2/26/09	a	W	73-68(ot)
1/31/10	h	W	61-47
1/27/11	a	W	78-57
3/3/11	n	W	81-58
2/23/12	a	W	76-66
2/8/13	h	L	61-63
1/23/14	a	W	73-52
2/1/15	h	W	79-71
2/4/16	a	W	51-34

SERIES

Home: 3-2, Away: 5-2, Neutral: 1-1

WAGNER

GT LEADS 2-0

DATE	H/A	RESULT	SCORE
12/29/84	a	W	81-70
12/19/00	a	W	73-50

SERIES

Home: 0-0, Away: 2-0, Neutral: 0-0

WAKE FOREST

GT LEADS 42-24

DATE	H/A	RESULT	SCORE
11/25/79	n	W	94-67
2/2/80	a	L	71-80
2/10/81	h	W	78-62
1/31/82	a	W	64-53
2/23/83	h	W	93-72
2/4/84	a	L	70-79
2/25/84	h	W	77-74
1/5/85	a	L	49-54
2/9/85	h	L	55-77
2/1/86	h	L	60-73
2/9/86	a	L	62-75
1/12/87	a	W	95-82
2/14/87	h	W	72-70
1/23/88	h	L	66-71
2/7/88	a	L	79-87
1/8/89	a	L	57-85
2/11/89	h	W	88-82
1/6/90	h	L	52-70
2/18/90	a	L	59-73

SERIES HISTORY

1/6/91	a	L	72-85
2/7/91	h	W	74-67
1/8/92	h	W	74-56
2/21/92	a	W	83-66
1/10/93	a	L	70-85
2/21/93	h	W	85-72
1/9/94	h	W	70-60
2/20/94	a	L	69-70
1/12/95	h	W	83-77
2/11/95	a	L	61-66
1/10/96	a	L	67-81
2/11/96	h	W	75-65
1/19/97	a	W	80-65
2/16/97	h	W	83-67
1/11/98	a	W	80-60
2/13/98	h	W	58-53
2/26/98	n	W	78-67
1/4/99	a	L	72-77
2/3/99	h	W	74-58
1/6/00	a	W	73-62
2/6/00	h	W	60-54
1/25/01	a	L	71-79
2/25/01	h	W	79-63
1/4/02	a	W	65-56
2/3/02	h	L	61-64
1/31/03	a	W	74-70
3/3/03	h	W	77-60
1/29/04	h	L	55-57(ot)
2/20/04	a	L	61-63
3/5/04	n	L	59-61
2/6/05	a	W	40-37
1/22/06	h	W	66-61
1/28/07	a	W	58-45
1/10/08	h	W	57-47
2/3/09	a	L	60-68
1/14/10	h	W	72-66
3/5/10	n	W	52-45
1/17/11	a	W	54-46
1/12/12	h	W	71-67
2/16/12	a	W	67-52
1/31/13	h	W	89-82(ot)
2/21/13	a	W	82-64
3/7/13	n	L	67-86
1/16/14	h	W	79-63
2/28/15	a	W	67-60
2/28/16	h	W	66-51
3/3/16	n	W	67-65

SERIES
Home: 24-6, Away: 14-16, Neutral: 4-2

WASHINGTON			
GT LEADS 2-0			
DATE	H/A	RESULT	SCORE
12/23/10	a	W	60-27
12/21/12	h	W	52-44

SERIES
Home: 1-0, Away: 1-0, Neutral: 0-0

WEBER STATE			
GT LEADS 1-0			
DATE	H/A	RESULT	SCORE
11/28/98	h	W	81-46

SERIES
Home: 1-0, Away: 0-0, Neutral: 0-0

WEST GEORGIA			
WEST GEORGIA LEADS 3-2			
DATE	H/A	RESULT	SCORE
1975-76		L	35-97
		L	38-83
1977-78	n	L	79-94
1/11/81	h	W	57-55
1/30/85	h	W	69-67

SERIES

Home: 2-0, Away: 0-0, Neutral: 0-1

WEST VIRGINIA			
WEST VIRGINIA LEADS 2-0			
DATE	H/A	RESULT	SCORE
2/16/83	h	L	78-86(ot)
11/28/03	n	L	61-75

SERIES
Home: 0-1, Away: 0-0, Neutral: 0-1

WESTERN CAROLINA			
GT LEADS 6-0			
DATE	H/A	RESULT	SCORE
2/22/85	h	W	83-61
2/4/87	h	W	85-47
2/1/89	h	W	69-46
1/2/91	h	W	94-71
12/28/95	h	W	88-48
11/10/13	h	W	87-47

SERIES
Home: 6-0, Away: 0-0, Neutral: 0-0

WESTERN MICHIGAN			
GT LEADS 1-0			
DATE	H/A	RESULT	SCORE
12/29/99	h	W	95-89 (ot)

SERIES
Home: 1-0, Away: 0-0, Neutral: 0-0

WILLIAM & MARY			
GT LEADS 3-0			
DATE	H/A	RESULT	SCORE
12/8/90	n	W	78-60
12/29/96	h	W	78-53
12/31/03	h	W	67-57

SERIES
Home: 2-0, Away: 0-0, Neutral: 1-0

WINSTON-SALEM STATE			
GT LEADS 1-0			
DATE	H/A	RESULT	SCORE
1/4/07	h	W	75-43

SERIES
Home: 1-0, Away: 0-0, Neutral: 0-0

WINTHROP			
GT LEADS 4-0			
DATE	H/A	RESULT	SCORE
11/25/88	h	W	83-61
12/30/90	h	W	124-47
12/18/08	n	W	65-27
11/13/09	h	W	63-30

SERIES
Home: 3-0, Away: 0-0, Neutral: 1-0

WISCONSIN-GREEN BAY			
WISCONSIN GREEN-BAY LEADS 2-1			
DATE	H/A	RESULT	SCORE
3/26/92	n	W	78-77
11/26/11	n	L	62-67(ot)
11/28/14	n	L	50-71

SERIES
Home: 0-0, Away: 0-0, Neutral: 1-2

WISCONSIN-MILWAUKEE			
GT LEADS 1-0			
DATE	H/A	RESULT	SCORE
11/24/12	n	W	66-57

SERIES
Home: 0-0, Away: 0-0, Neutral: 1-0

RANKINGS HISTORY

TECH IN FINAL POLLS

YEAR	RECORD	AP	USA TODAY
2011	24-11	24	--
2012	26-9	15	10

TECH IN AP TOP 25

Last time ranked in AP Top 25	Preseason, 2012-13 (#22)
Last time ranked in AP Top 10	N/A
Weeks ranked in AP poll	35
Weeks ranked in Top 10	N/A
Weeks ranked in Top 5	N/A
Highest AP Ranking	#15 - March 12, 2012
vs. AP Top 25 all-time	34-244
vs. AP Top 10 all-time	10-115
vs. AP Number 1 all-time	0-10
under MaChelle Joseph vs. AP Top 25	13-85
under MaChelle Joseph vs. AP Top 10	4-49
under MaChelle Joseph vs. AP Number 1	0-5

TECH VS. NO. 1

DATE	OPPONENT	W/L	SCORE
Nov. 29, 1984	Georgia	L	69-100
Jan. 19, 1991	Virginia	L	72-68
Jan. 27, 1992	at Maryland	L	54-75
March 9, 1992	vs. Virginia	L	69-70
Jan. 13, 2003	Duke	L	59-79
Jan. 8, 2015	Duke	L	41-81
Feb. 5, 2006	North Carolina	L	56-75
Nov. 16, 2008	at Connecticut	L	71-82
Nov. 21, 2010	Connecticut	L	51-71
March 24, 2012	vs. Baylor	L	68-83

TECH VS. TOP 10

DATE	OPPONENT	W/L	SCORE
Nov. 27, 1979	at #11 Maryland	L	78-94
Jan. 12, 1980	at #8 NC State	L	38-97
Feb. 8, 1980	vs. #9 NC State	L	48-99
Jan. 3, 1981	#9 NC State	L	55-74
Jan. 4, 1982	#7 NC State	L	62-76
Jan. 30, 1982	at #5 NC State	L	48-75
Feb. 17, 1982	at #9 Maryland	L	64-77
Dec. 16, 1982	at #3 Maryland	L	64-88
Jan. 10, 1983	#3 Maryland	L	57-69
Dec. 2, 1983	#3 Georgia	L	52-89
Dec. 14, 1983	at #9 Maryland	L	59-80
Nov. 29, 1984	#1 Georgia	L	69-100
Dec. 4, 1985	at #2/2 Georgia	L	58-93
Feb. 15, 1986	#5 Virginia	L	64-82
March 1, 1986	vs. #3 Virginia	L	64-90
Jan. 17, 1987	#4 Virginia	L	66-76
Feb. 2, 1987	at #3 Tennessee	L	74-100
Feb. 11, 1987	at #8 Virginia	L	56-78
Jan. 11, 1988	#4 Tennessee	L	79-96
Jan. 20, 1988	at #7 Virginia	L	69-90
Feb. 25, 1988	#9 Virginia	L	68-91
Nov. 28, 1988	#3 Georgia	L	58-73
Jan. 4, 1989	#5 Maryland	L	60-85
Feb. 6, 1989	at #6 Maryland	L	74-106
Feb. 15, 1989	at #3 Tennessee	L	71-88
Nov. 29, 1989	at #4 Georgia	L	70-85
Jan. 2, 1990	#6 NC State	W	79-78
Jan. 20, 1990	at #9 Virginia	L	77-97
Feb. 16, 1990	at #9 NC State	L	55-80
Jan. 4, 1991	at #2 NC State	L	79-97
Jan. 19, 1991	#1 Virginia	L	72-98
Feb. 2, 1991	at #1 Virginia	L	94-98
Feb. 16, 1991	#7 NC State	L	74-98
Jan. 25, 1992	at #2 Virginia	L	74-79

Jan. 27, 1992	at #1 Maryland	L	54-75
Feb. 8, 1992	#2 Virginia	L	62-86
Feb. 17, 1992	#4 Maryland	L	63-71
March 7, 1992	#4 Maryland	W	68-67
March 9, 1992	#1 Virginia	L	69-70
Jan. 14, 1993	#3 Maryland	L	66-77
Feb. 7, 1993	at #7 Maryland	L	70-75
Jan. 16, 1994	at #4 North Carolina	L	51-87
Feb. 12, 1994	#3 North Carolina	L	79-89
March 5, 1994	vs. #5 North Carolina	L	55-78
Jan. 7, 1995	at #4 North Carolina	L	62-74
Feb. 20, 1995	#6 Virginia	L	53-61
Jan. 20, 1996	#7 Virginia	L	58-79
Nov. 29, 1996	#9 Notre Dame	L	69-76
Jan. 5, 1997	#7 NC State	W	73-72
Jan. 30, 1997	#6 North Carolina	L	77-80
Feb. 13, 1997	#9 Virginia	W	72-60
Dec. 6, 1997	#9 Virginia	W	84-65
Jan. 8, 1998	#8 North Carolina	L	48-69
Feb. 1, 1998	at #7 NC State	L	60-85
Feb. 8, 1998	at #5 North Carolina	L	58-85
Feb. 27, 1998	#8 Duke	L	56-100
Dec. 3, 1998	at #9 North Carolina	L	68-85
Jan. 18, 1999	#5 Georgia	L	82-88
Jan. 24, 1999	#7 North Carolina	W	91-84
Feb. 7, 1999	#9 Duke	L	73-74
Nov. 30, 1999	#6 NC State	L	70-80
Jan. 20, 2000	vs. #7 Georgia	L	58-86
Dec. 8, 2000	#5 Georgia	L	61-78
Jan. 11, 2001	at #5 Duke	L	83-86
Feb. 12, 2001	#4 Duke	L	54-74
Dec. 27, 2001	#10 Georgia	L	52-69
Dec. 30, 2001	#6 Duke	L	60-76
Jan. 31, 2002	at #5 Duke	L	50-86
Nov. 17, 2002	at #5 Kansas St.	L	59-83
Jan. 13, 2003	#1 Duke	L	59-79
Feb. 2, 2003	at #7 North Carolina	L	64-76
Feb. 13, 2003	at #Duke	L	43-82
March 9, 2003	vs #2 Duke	L	52-76
Jan. 8, 2004	#1 Duke	L	45-77
Feb. 7, 2004	at #2 Duke	L	41-81
Dec. 3, 2004	#6 Georgia	W	55-49
Jan. 17, 2005	at #1 Duke	L	59-82
Feb. 20, 2005	#3 Duke	L	55-73
Jan. 11, 2006	#2 Duke	L	59-67
Jan. 18, 2006	at #4 North Carolina	L	56-85
Jan. 26, 2006	at #6 Maryland	L	71-79
Feb. 5, 2006	#1 North Carolina	L	56-75
Dec. 3, 2006	#8 Georgia	L	69-79
Jan. 2, 2007	#2 North Carolina	L	57-69
Jan. 10, 2007	at #3 Duke	L	51-83
Feb. 1, 2007	#4 Maryland	W	77-72
March 2, 2007	#6 Maryland	L	59-75
Dec. 2, 2007	at #7 Georgia	L	64-71
Jan. 5, 2008	at #4 North Carolina	L	78-99
Jan. 20, 2008	at #4 Maryland	L	95-99 (20T)
Jan. 24, 2008	#10 Duke	L	47-73
Feb. 10, 2008	#3 North Carolina	L	61-75
Nov. 16, 2008	at #1 Connecticut	L	71-82
Nov. 29, 2008	vs. #9 Texas	L	68-76
Jan. 22, 2009	#2 North Carolina	W	66-62
Jan. 25, 2009	at #4 Duke	L	34-60
Feb. 15, 2009	at #8 North Carolina	L	50-73
March 24, 2009	vs. #4 Oklahoma	L	50-69
Jan. 6, 2010	at #7 North Carolina	L	78-89
Feb. 15, 2010	#10 Florida State	L	59-69
Feb. 19, 2010	#8 Duke	L	50-64
March 6, 2010	vs. #9 Duke	L	55-67
Nov. 21, 2010	#1 Connecticut	L	51-71
Nov. 26, 2010	#4 Tennessee	L	42-66
Jan. 6, 2011	#8 North Carolina	W	71-70
Jan. 21, 2011	at #3 Duke	L	32-69

March 5, 2011	vs. #8 Duke	L	66-74
Jan. 6, 2012	at #5 Maryland	L	74-77
Jan. 18, 2012	#5 Duke	L	62-79
Feb. 6, 2012	#8 Maryland	L	56-64
March 5, 2012	vs. #6 Maryland	L	65-68
March 24, 2012	vs. #1 Baylor	L	68-83
Dec. 2, 2012	#8 Georgia	L	50-60
Dec. 6, 2012	at #4 Duke	L	52-85
Jan. 20, 2013	#10 Maryland	L	57-66
Nov. 17, 2013	at #4 Tennessee	L	76-87
Jan. 5, 2014	#4 Duke	L	47-64
Jan. 19, 2014	at #6 Maryland	L	81-92
Feb. 17, 2014	at #2 Notre Dame	L	72-87
Jan. 2, 2015	#7 Louisville	L	48-75
Jan. 11, 2015	at #8 North Carolina	L	81-96
Jan. 22, 2015	at #6 Notre Dame	L	76-89
Jan. 30, 2015	#9 Florida State	L	62-82
Feb. 19, 2015	#4 Notre Dame	L	61-71
Dec. 30, 2015	#3 Notre Dame	L	76-85
Jan. 28, 2016	#3 Notre Dame	L	42-54
March 4, 2016	#6 Louisville	L	50-60

Last win vs. Top 10 Team:	Jan. 6, 2011
Last home win vs. Top 10 team:	Jan. 6, 2011
Last road win vs. Top 10 team:	N/A
Last ACC win vs. Top 10 team:	Jan. 6, 2011

WINS AGAINST RANKED TEAMS

DATE	OPPONENT	H/A	SCORE
Jan. 6, 1987	#13 Maryland	H	81-80 (OT)
Jan. 21, 1989	#13 Virginia	H	105-80
Jan. 2, 1990	#6 NC State	H	79-78
Jan. 18, 1990	#15 Maryland	H	70-68
Jan. 17, 1992	#16 NC State	H	83-72
Feb. 4, 1992	at #18 Clemson	A	59-57
March 7, 1992	vs. #4 Maryland	N	68-67
March 8, 1992	vs. #18 Clemson	N	74-73
Jan. 15, 1993	#15 North Carolina	H	73-63
Jan. 25, 1996	#18 Clemson	H	55-38
Feb. 25, 1996	at #17 Clemson	A	72-62
Jan. 5, 1997	#7 NC State	H	73-72
Feb. 13, 1997	#9 Virginia	H	72-60
Dec. 6, 1997	#9 Virginia	H	84-65
Dec. 5, 1998	at #17/14 NC State	A	74-73
Jan. 24, 1999	#7/6 North Carolina	H	91-84
Jan. 13, 2000	#15/12 North Carolina	H	55-44
Feb. 24, 2000	at #14/11 NC State	A	69-52
March 4, 2000	vs. #15/14 NC State	N	71-62
Jan. 7, 2001	#25 Virginia	H	70-65
Feb. 8, 2001	at #24 Virginia	A	87-70
Jan. 17, 2002	at #17/15 North Carolina	A	81-62
Dec. 27, 2002	vs. #24/22 Georgia	N	55-49
Dec. 3, 2004	#6/6 Georgia	H	55-49
Feb. 1, 2007	#4/4 Maryland	H	77-72
Dec. 3, 2008	#21/24 Michigan St.	H	70-57
Jan. 22, 2009	#2/3 North Carolina	H	66-62
March 1, 2009	#22/19 Virginia	H	74-66
Dec. 5, 2010	#21/22 Georgia	H	69-53
Jan. 6, 2011	#8/8 North Carolina	H	71-70
Feb. 24, 2011	at #13/16 North Carolina	A	64-57
March 4, 2011	vs. #13/15 Maryland	N	70-64
Feb. 12, 2012	at #23/RV North Carolina	A	56-64
March 20, 2012	vs. #17/16 Georgetown	N	76-64
Feb. 6, 2014	#13/11 North Carolina	H	94-91
Feb. 26, 2015	#16/17 Duke	H	71-62

Overall (36 wins)	
Most Points Scored:	105 vs. #13 Virginia (1/21/89)
Largest Margin of Victory:	25, 105-80 vs. #13 Virginia (1/21/89)
Highest Ranked Opponent Beaten:	#2/3 North Carolina (1/22/09)
Home Wins:	22

RANKINGS HISTORY

Away Wins: 8
Neutral Wins: 6

Under Coach Joseph (13 wins)

Most Points Scored: 94 vs. #13/11 North Carolina (2/6/14)

Largest Margin of Victory: 13, 70-57 vs. #21/24 Mich. St. (12/3/08)

Highest Ranked Opponent Beaten: #2/3 North Carolina (1/22/09)

Home Wins: 9

Away Wins: 2

Neutral Wins: 2

NATIONAL POLL HISTORY

SEASON	DATE	AP	USA TODAY
1992-93	Dec. 22, 1992	25	25
	Dec. 29, 1992	23	21
	Jan. 5, 1993	23	23
	Jan. 12, 1993	23	25
	Jan. 26, 1993	24	
2007-08	Jan. 21, 2008	23	23
2008-09	Dec. 15, 2008	25	
	Dec. 22, 2008	23	25
	Dec. 29, 2008	23	24
	Jan. 5, 2009	22	22
	Jan. 12, 2009	24	25
2009-10	Preseason	19	
	Nov. 30, 2009	23	
	Dec. 14, 2009	25	
	Dec. 21, 2009	24	
	Dec. 28, 2009	24	
	Jan. 4, 2010	20	
	Jan. 11, 2010	21	
	Jan. 18, 2010	22	
	Jan. 25, 2010	25	
	Feb. 1, 2010	21	
	Feb. 8, 2010	21	
	Feb. 15, 2010	19	
	Feb. 23, 2010	22	
	Jan. 24, 2011	25	
	Jan. 31, 2010	25	
2010-11	March 7, 2011	24	
	Nov 22, 2011		25
	Jan. 24, 2012		24
	Jan. 30, 2012	24	22
	Feb. 6, 2012	22	23
	Feb. 13, 2012	20	22
	Feb. 20, 2012	17	19
	Feb. 27 2012	15	18
	March 5, 2012	15	13
	March 12, 2012	15	
	April 4, 2012		10
	Preseason	22	20
2012-13			

ACC TOURNAMENT RESULTS

YEAR-BY-YEAR RESULTS

1980, College Park, Md.

QF #1 NC State def. #8 GT, 99-48

1981, Clemson, S.C.

QF #2 Virginia def. #7 GT, 61-49

1982, Raleigh, N.C.

QF #4 Clemson def. #5 GT, 62-54

1983, Fayetteville, N.C.

QF #2 UNC def. #7 GT, 85-80

1984, Fayetteville, N.C.

QF #1 Virginia def. #8 GT, 75-58

1985, Fayetteville, N.C.

QF #1 NC State def. #8 GT, 87-60

1986, Fayetteville, N.C.

QF #1 Virginia def. #8 GT, 90-64

1987, Fayetteville, N.C.

QF #3 UNC def. #6 GT, 64-54

1988, Fayetteville, N.C.

QF #2 Maryland def. #7 GT, 102-74

1989, Fayetteville, N.C.

QF #3 Clemson def. #6 GT, 94-74

1990, Fayetteville, N.C.

QF #2 Virginia def. #7 GT, 73-65

1991, Fayetteville, N.C.

QF #2 Maryland def. #7 GT, 91-73

1992, Rock Hill, S.C.QF #7 GT def. #2 Maryland, 68-67
SF #7 GT def. #3 Clemson, 74-73
CG #1 Virginia def. #7 GT, 70-69**1993, Rock Hill, S.C.**

QF #5 Clemson def. #4 GT, 87-66

1994, Rock Hill, S.C.

QF #2 UNC def. #7 GT, 78-55

1995, Rock Hill, S.C.

QF #3 NC State def. #6 GT, 88-70

1996, Rock Hill, S.C.

1R #9 FSU def. #8 GT, 64-51

1997, Charlotte, N.C.

QF #2 Virginia def. #7 GT, 77-63

1998, Charlotte, N.C.1R #8 GT def. #9 Wake Forest, 78-67
QF #1 Duke def. #8 GT, 100-56**1999, Charlotte, N.C.**

QF #3 UNC def. #6 GT, 87-71

2000, Greensboro, N.C.QF #6 GT def. #3 NC State, 71-62
SF #2 Duke def. #6 GT, 77-56**2001, Greensboro, N.C.**

1R #7 UNC def. #8 GT, 79-64

2002, Greensboro, N.C.

QF #4 Virginia def. #5 GT, 60-58

2003, Greensboro, N.C.

QF #5 GT def. #4 FSU, 64-59

SF #1 Duke def. #5 GT, 76-52

2004, Greensboro, N.C.

1R #9 Wake Forest def. #8 GT, 61-59

2005, Greensboro, N.C.

1R #9 Miami def. #8 GT, 60-58

2006, Greensboro, N.C.1R #11 GT def. #6 Miami, 79-62
QF #3 Maryland def. #11 GT, 71-66**2007, Greensboro, N.C.**1R #6 GT def. #11 Miami, 66-52
QF #3 Maryland def. #6 GT, 75-59**2008, Greensboro, N.C.**1R #5 GT def. #12 Miami, 76-49
QF #4 Virginia def. #5 GT, 52-43**2009, Greensboro, N.C.**

1R #12 Clemson def. #5 GT, 81-69

2010, Greensboro, N.C.QF #4 GT def. #5 Wake Forest, 52-45
SF #1 Duke def. #4 GT, 67-55**2011, Greensboro, N.C.**1R #5 GT def. #12 VT, 81-58
QF #5 GT def. #4 Maryland, 70-64
SF #1 Duke def. #5 GT, 74-66**2012, Greensboro, N.C.**QF #4 GT def. #5 UNC, 54-53
SF #4 GT def. #9 NCSU, 81-67
CG #3 Maryland def. #4 GT, 68-65**2013, Greensboro, N.C.**

1R #10 WF def. #7 GT, 86-67

2014, Greensboro, N.C.2R #7 GT def. #10 Virginia, 77-76
QF #2 Duke def. #7 GT, 82-52**2015, Greensboro, N.C.**1R #11 GT def. #14 Clemson, 80-53
2R #6 North Carolina def. #11 GT, 84-64**2016, Greensboro, N.C.**2R #7 GT def. #10 Wake Forest, 67-65
QF #2 Louisville def. #7 GT, 60-50

ROUND-BY-ROUND RESULTS

ACC First Round (6-6)1996 #9 FSU def. #8 GT, 64-51
1998 #8 GT def. #9 WF, 78-67
2001 #7 UNC def. #8 GT, 79-64
2004 #9 WF def. #8 GT, 61-59
2005 #9 Miami def. #8 GT, 60-58
2006 #11 GT def. #6 Miami, 79-62
2007 #6 GT def. #11 Miami, 66-52
2008 #5 GT def. #12 Miami, 76-49
2009 #12 CU def. #5 GT, 81-69
2011 #5 GT def. #12 VT, 81-58
2013 #10 WF def. #7 GT, 86-67
2015 #11 GT def. #14 Clemson, 80-53**ACC Second Round (2-1)****2014 #7 GT def. #10 Virginia, 77-76**
2015 #6 UNC def. #11 GT, 84-64
2016 #7 GT def. #10 Wake Forest, 67-65**ACC Quarterfinals (6-24)**1980 #1 NCST def. #8 GT, 99-48
1981 #2 Virginia def. #7 GT, 61-49
1982 #4 CU def. #5 GT, 62-541983 #2 UNC def. #7 GT, 85-80
1984 #1 Virginia def. #8 GT, 75-58
1985 #1 NCST def. #8 GT, 87-60
1986 #1 Virginia def. #8 GT, 90-64
1987 #3 UNC def. #6 GT, 64-54
1988 #2 Md def. #7 GT, 102-74
1989 #3 CU def. #6 GT, 94-74
1990 #2 Virginia def. #7 GT, 73-65
1991 #2 Md def. #7 GT, 91-73
1992 #7 GT def. #2 Md, 68-67
1993 #5 CU def. #4 GT, 87-66
1994 #2 UNC def. #7 GT, 78-55
1995 #3 NCST def. #6 GT, 88-70
1997 #2 Virginia def. #7 GT, 77-63
1998 #1 Duke def. #8 GT, 100-56
1999 #3 UNC def. #6 GT, 87-71
2000 #6 GT def. #3 NCST, 71-62
2002 #4 Virginia def. #5 GT, 60-58
2003 #5 GT def. #4 FSU, 64-59
2006 #3 Md def. #11 GT, 71-66
2007 #3 Md def. #6 GT, 75-59
2008 #4 Virginia def. #5 GT, 52-43
2010 #4 GT def. #5 WF, 52-45
2011 #5 GT def. #4 Md, 70-64
2012 #4 GT def. #5 UNC, 54-53
2014 #2 Duke def. #7 GT, 82-52
2016 #2 Louisville def. #7 GT, 60-50**ACC Semifinals (2-4)**1992 #7 GT def. #3 CU, 74-73
2000 #2 Duke def. #6 GT, 77-56
2003 #1 Duke def. #5 GT, 76-52
2010 #1 Duke def. #4 GT, 67-55
2011 #1 Duke def. #5 GT, 74-66
2012 #4 GT def. #9 NCST, 81-67**ACC Championship Game (0-2)**1992 #1 Virginia def. #7 GT, 70-69
2012 #3 Md def. #4 GT, 68-65*Bold italics indicate Joseph era.***Coach Joseph in the ACC Tournament:****Overall:** 10-12**First Round:** 5-4**Second Round:** 1-1**Quarterfinals:** 3-4**Semifinals:** 1-2**Championship:** 0-1**ACC Tournament Fact**

Georgia Tech became the lowest seeded team in ACC Tournament history to qualify for the championship game in 1992 when the seventh-seeded Jackets scored a pair of one-point victories over nationally-ranked Maryland and Clemson to reach the final. Tech topped the second-seeded and fourth-ranked Terrapins, 68-67, in the first round and edged the third-seeded and 18th-ranked Tigers, 74-73, in the semifinals. In the championship game, Tech battled top-seeded and top-ranked Virginia tough, before falling by a one-point margin, 70-69.

POSTSEASON TOURNAMENT RESULTS

NCAA TOURNAMENT

The Yellow Jackets made their first appearance in the NCAA Tournament in 1992-93 with a 16-10 record and an 8-8 ACC mark. Tech didn't return to the NCAA Tournament for 10 years, making its next trip in 2003, but the Jackets have participated in every Big Dance since from 2007 - 2012. In 2012, Georgia Tech made its breakthrough to reach the program's first Sweet 16 with a 76-64 win against Georgetown in the second round.

1993: Midwest Region

Evanston, Ill.
M17 64 at Northwestern L, 62-90

2003: East Region

West Lafayette, Ind.
#10 seed
M22 64 vs. #7 Virginia Tech L, 59-61

2007: Dallas Region

Minneapolis, Minn.
#7 Seed
M17 64 vs. #10 DePaul W, 55-54
M19 32 vs. #2 Purdue L, 63-76

2008: Greensboro Region

Des Moines, Iowa
#10 seed
M22 64 vs. #7 Iowa State L, 55-58

2009: Oklahoma City Region

Iowa City, Iowa
#9 seed
M22 64 vs. #8 Iowa W, 76-62
M24 32 vs. #1 Oklahoma L, 50-69

2010: Kansas City Region

Norman, Oklahoma
#6 seed
M21 64 vs. #11 Arkansas Little Rock L, 53-63

2011: Dayton Region

Columbus, Ohio
#5 seed
M19 64 vs. #12 Bowling Green W, 69-58
M21 32 at #4 Ohio State L, 60-67

2012: Des Moines Region

Chapel Hill, N.C.
#4 seed
M18 64 vs. #13 Sacred Heart W, 76-50
M20 32 vs. #5 Georgetown W, 76-64
Des Moines, Iowa
M24 16 vs. #1 Baylor L, 68-83

2014: Louisville Region

Baton Rouge, La.
#10 seed
M23 64 at #7 LSU L, 78-98

Georgia Tech All-Time NCAA Record

Overall: 5-9
Round of 64: 4-5
Round of 32: 1-3
Sweet 16: 0-1
Neutral Site: 4-6
Opponent Site: 1-3

Head Coach MaChelle Joseph NCAA Record

Overall: 5-7
Round of 64: 4-3
Round of 32: 1-3
Sweet 16: 0-1

Georgia Tech vs. Conferences in NCAA Tournament

Big 12: 0-3
BIG EAST: 2-1
Big Ten: 1-3
Mid-American: 1-0
Northeast: 1-0
SEC: 0-1
Sun Belt: 0-1



The Yellow Jackets made it to the NCAA Tournament for the first time under Joseph in 2007 which was the first of six-straight appearances in the Big Dance under Joseph from 2007-12.

WNIT

In the first postseason appearance in school history, Georgia Tech's women's basketball team captured the 1992 National Women's Invitational Tournament in Amarillo, Texas. En route to the title, the Jackets defeated Wisconsin-Green Bay, 78-77, in the first round, Nebraska, 73-68, in the semifinals, and Hawaii, 90-72, in the championship game. The 1992 WNIT not only marked Tech's first postseason appearance, but it also marked the first WNIT title for an ACC school. In 1998, the WNIT switched names to the WNIT.

1992: Cal Farley Coliseum; Amarillo, Texas (WNIT)

M26 Wisconsin-Green Bay W 78-77
M27 Nebraska W 73-68
M28 Hawaii W 90-72

2000: Multiple Sites (WNIT)

M16 Southern Mississippi(1) W 76-71 (ot)
M18 at Chattanooga(2) W 81-74
M21 at Arkansas(3) L 67-78

2001: Humphrey Coliseum; Starkville, Miss.(WNIT)

M15 Mississippi State L 73-77

2002: Alexander Memorial Coliseum; Atlanta, Ga.(WNIT)

M13 Miami L 64-73

2015: Multiple Sites (WNIT)

M19 Elon W 69-47
M22 at Ole Miss (5) L 48-63

2016: McCamish Pavilion, Atlanta, Ga. (WNIT)

M17 Mercer W 73-56
M21 Tulane L 61-64

(1): Alexander Memorial Coliseum, Atlanta, Ga.
(2): McKenzie Arena, Chattanooga, Tenn.
(3): Arkansas Arena, Fayetteville, Ark.
(4): McCamish Pavilion, Atlanta, Ga.
(5): Tad Smith Coliseum, Oxford, Miss.
Four Tournaments: Won 6 Lost 4
1992 WNIT Champions

OTHER POSTSEASON TOURN.

1975 GAIW State Tournament

vs. Fort Valley L 39-76
vs. Tift L 54-65

1976 GAIW State Tournament

vs. Berry L 41-109
vs. North Georgia L 35-69

1977 GAIW State Tournament

vs. Morris Brown W 75-27
vs. Spelman W 55-43

1978 GAIW State Tournament

vs. West Georgia L 79-94

1979 GAIW State Tournament

vs. Berry L 68-92

1980 GAIW State Tournament

F. 21 at Georgia Southern L 51-87

1981 GAIW State Tournament

F. 26 vs. Georgia L 70-89

Seven Tournaments: Won 2 Lost 8

HONORS & AWARDS

ALL-AMERICANS

JOYCE PIERCE

1993 - KODAK/WBCA HONORABLE MENTION



KISHA FORD

1997 - ASSOCIATED PRESS HONORABLE MENTION
1997 - KODAK/WBCA HONORABLE MENTION



SONJA MALLORY

2003 - KODAK/WBCA HONORABLE MENTION



ALEX MONTGOMERY

2011 - KODAK/WBCA HONORABLE MENTION



TYAUNNA MARSHALL

2013 - ASSOCIATED PRESS HONORABLE MENTION
2014 - ASSOCIATED PRESS HONORABLE MENTION
2013 - KODAK/WBCA HONORABLE MENTION



AALIYAH WHITESIDE

2016 - WBCA HONORABLE MENTION



FRESHMAN ALL-AMERICA

Kisha Ford	1994	Basketball Times
Niesha Butler	1999	Women's Basketball Journal
		Women's Basketball News Service
Tyanna Marshall	2011	Full Court Press (Third Team)

MCDONALD'S HIGH SCHOOL ALL-AMERICA

Kasha Terry	2002
Kaela Davis	2013

STREET & SMITH'S HIGH SCHOOL ALL-AMERICA

Janie Mitchell	2002	Honorable Mention
Nia Josiah	2003	Honorable Mention
Jill Ingram	2003	Honorable Mention
Daphne Mitchell	2003	Honorable Mention
Janie Mitchell	2003	Honorable Mention
Nia Josiah	2004	Honorable Mention
April Phillips	2004	Honorable Mention
Tiffany Blackmon	2005	Honorable Mention
Angel Buie	2005	Honorable Mention
Nia Josiah	2005	Honorable Mention
lasia Hemingway	2007	Honorable Mention
Alex Montgomery	2007	Honorable Mention

PARADE HIGH SCHOOL ALL-AMERICA

Jackie Farmer	1987
Aisha Howard	1996
lasia Hemingway	2007
Alex Montgomery	2007

WBCA HIGH SCHOOL ALL-AMERICA

Kasha Terry	2002	
Jillian Ingram	2004	Honorable Mention
lasia Hemingway	2007	
Kaela Davis	2013	

ALL STAR GIRLS REPORT HIGH SCHOOL ALL-AMERICA

Jillian Ingram	2004	Fourth Team
Daphne Mitchell	2004	Fourth Team
Janie Mitchell	2004	Fifth Team

ACC AWARDS

Beginning with the 2012-13 season, the ACC released separate coaches and media All-ACC teams.

ALL-ACC

BY NAME:

Ardossi, Brigitte	2010	2nd
Bootz, Delores	1986	2nd
Bootz, Delores	1987	2nd
Bootz, Delores	1988	2nd
Butler, Niesha	1999	2nd
Butler, Niesha	2001	3rd
Davis, Kaela	2014	2nd (Coaches; Media)
Davis, Kaela	2015	1st (Coaches; Media)
Ford, Kisha	1995	2nd
Ford, Kisha	1996	2nd
Ford, Kisha	1997	1st
Goodlett, Sasha	2012	2nd
Higgs, Stephanie	2005	Honorable Mention
Higgs, Stephanie	2007	3rd
Lounsbury, Karen	1990	2nd
Mallory, Sonja	2002	2nd
Mallory, Sonja	2003	1st
Marshall, Tyanna	2011	3rd
Marshall, Tyanna	2012	2nd
Marshall, Tyanna	2013	1st (Coaches; Media)
Marshall, Tyanna	2014	1st (Coaches; Media)
Martinez, Milli	2002	2nd
Mitchell, Janie	2007	Honorable Mention
Mitchell, Janie	2008	3rd
Montgomery, Alex	2009	3rd
Montgomery, Alex	2010	3rd
Montgomery, Alex	2011	2nd
Neal, Ida	1989	1st
Nnamaka, Chioma	2008	Honorable Mention
Pierce, Joyce	1991	2nd
Pierce, Joyce	1992	2nd
Pierce, Joyce	1993	2nd
Stewart, Alex	2003	3rd
Stewart, Alex	2004	Honorable Mention
Stokes, Fallon	2003	3rd
Stokes, Fallon	2004	2nd
Tate, Regina	2002	3rd

HONORS & AWARDS

Walker, Marielle	1988	2nd
Whiteside, Aaliyah	2016	1st

BY YEAR:

Bootz, Delores	1986	2nd
Bootz, Delores	1987	2nd
Bootz, Delores	1988	2nd
Walker, Marielle	1988	2nd
Neal, Ida	1989	1st
Lounsbury, Karen	1990	2nd
Pierce, Joyce	1991	2nd
Pierce, Joyce	1992	2nd
Pierce, Joyce	1993	2nd
Ford, Kisha	1995	2nd
Ford, Kisha	1996	2nd
Ford, Kisha	1997	1st
Butler, Niesha	1999	2nd
Butler, Niesha	2001	3rd
Mallory, Sonja	2002	2nd
Martinez, Milli	2002	2nd
Tate, Regina	2002	3rd
Mallory, Sonja	2003	1st
Stewart, Alex	2003	3rd
Stokes, Fallon	2003	3rd
Stewart, Alex	2004	Honorable Mention
Stokes, Fallon	2004	2nd
Higgs, Stephanie	2005	Honorable Mention
Higgs, Stephanie	2007	3rd
Mitchell, Janie	2007	Honorable Mention
Mitchell, Janie	2008	3rd
Nnamaka, Chioma	2008	Honorable Mention
Montgomery, Alex	2009	3rd
Ardossi, Brigitte	2010	2nd
Montgomery, Alex	2010	3rd
Marshall, Tyaunna	2011	3rd
Montgomery, Alex	2011	2nd
Goodlett, Sasha	2012	2nd
Marshall, Tyaunna	2012	2nd
Marshall, Tyaunna	2013	1st (Coaches; Media)
Marshall, Tyaunna	2014	1st (Coaches; Media)
Davis, Kaela	2014	2nd (Coaches; Media)
Davis, Kaela	2015	1st (Coaches; Media)
Whiteside, Aaliyah	2016	1st (Coaches; Media)

ACC ALL-FRESHMAN TEAM

Kathy Dortch	1993
Kisha Ford	1994
Carla Munnion	1994
Niesha Butler	1999
Chioma Nnamaka	2005
Alex Montgomery	2008
Tyaunna Marshall	2011
Sydney Wallace	2012
Brittany Jackson	2013 (Coaches; Media)
Kaela Davis	2014 (Coaches; Media)

ACC ALL-DEFENSIVE TEAM

Milli Martinez	2002
Sonja Mallory	2003
Jacqua Williams	2008, '09
Alex Montgomery	2011
Tyaunna Marshall	2013
Tyaunna Marshall	2014

ACC SIXTH PLAYER OF THE YEAR

Alex Montgomery	2010
-----------------	------

ACC ROOKIE OF THE YEAR

Niesha Butler	1999
---------------	------

ACC ALL-TOURNAMENT TEAM

Devony Caldwell	1992
Joyce Pierce	1992
Kisha Ford (2nd Team)	1994
Carla Munnion (2nd Team)	1998

Milli Martinez (2nd Team)	2000
Fallon Stokes (2nd Team)	2003
Stephanie Higgs (2nd Team)	2006
Alex Montgomery (2nd Team)	2010
Tyaunna Marshall (2nd Team)	2011
Sasha Goodlett (1st Team)	2012
Tyaunna Marshall (1st Team)	2012
Metra Walthour (2nd Team)	2012

ACC LEGEND

Ida Neal Smith	2005
Kisha Ford	2006
Dolores Bootz	2007
Bonnie Tate	2008
Karen Lounsbury	2009
Joyce Pierce	2010
Tory Ehle-Rule	2011
Bernadette McGlade	2012
Danielle Donehew	2013
Agnus Berenato	2014
Sonja Mallory	2015
Carla Munnion	2016

ACC PLAYER OF THE WEEK

Dolores Bootz	Jan. 5, 1986
Marielle Walker	Dec. 1, 1986; Dec. 14, 1987
Karen Lounsbury	Dec. 19, 1988
Ida Neal	Jan. 23, 1989
Sheila Wagner	Jan. 31, 1990
Kisha Ford	Dec. 20, 1993; Feb. 14, 1994; Feb. 17, 1997
Carla Munnion	Dec. 4, 1995; Dec. 18, 1995
Kenya Williams	Nov. 23, 1998
Niesha Butler	Jan. 8, 2001
Regina Tate	Nov. 26, 2001
Sonja Mallory	Jan. 21, 2002
Fallon Stokes	Nov. 24, 2003*; Dec. 8, 2003
Stephanie Higgs	Dec. 27, 2004; Feb. 5, 2007
Janie Mitchell	Dec. 10, 2007; Dec. 17, 2007
Chioma Nnamaka	Feb. 4, 2008
Brigitte Ardossi	Feb. 1, 2010
Alex Montgomery	Dec. 6, 2010; Dec. 27, 2010*
Tyaunna Marshall	Dec. 17, 2012; Feb. 4, 2013; Feb. 25, 2013; Feb. 10, 2014
Aaliyah Whiteside	Nov. 16, 2015

ACC ROOKIE OF THE WEEK

Stacey Buchannon	Dec. 20, 1993
Kisha Ford	Jan. 10, 1994
Danielle Donehew	Feb. 17, 1997
Betsy Foy	Dec. 8, 1997
Niesha Butler	Nov. 23, 1998*; Nov. 30, 1998; Dec. 7, 1998; Dec. 21, 1998; Jan. 4, 1999; Jan. 25, 1999; Feb. 1, 1999
Megan Harpring	Feb. 24, 2003
Chioma Nnamaka	Dec. 27, 2004
Alex Montgomery	Dec. 26, 2007; Jan. 21, 2008
lasia Hemingway	Jan. 28, 2008
Mo Bennett	Nov. 17, 2008
Sasha Goodlett	Feb. 9, 2009
Sharena Taylor	Dec. 14, 2009
Tyaunna Marshall	Nov. 15, 2010*; Nov. 22, 2010; Dec. 6, 2010; Jan. 3, 2010; Jan. 10, 2010
Aaliyah Whiteside	Dec. 24, 2012
Brittany Jackson	Nov. 19, 2012; Jan. 14, 2013
Kaela Davis	Nov. 11, 2013; Dec. 9, 2013; Jan. 20, 2014 .March 3, 2014

REGION HONORS

GEORGIA COMMISSION ON WOMEN

COLLEGIATE SPORTSWOMAN OF THE YEAR

Regina Tate	2001-02
-------------	---------

GEORGIA HALL OF FAME COACH OF THE YEAR

Agnus Berenato	1991-91
----------------	---------

ATLANTA TIPOFF CLUB COACH OF THE YEAR

Agnus Berenato	1991-92, 2002-03
MaChelle Joseph	2006-07, 2011-12

ATLANTA TIPOFF CLUB STATE OF GEORGIA COLLEGE PLAYER OF THE YEAR

Kisha Ford	1993-94
Niesha Butler	1998-99
Sonja Mallory	2002-03
Janie Mitchell	2007-08
Brigitte Ardossi	2009-10
Alex Montgomery	2010-11
Sasha Goodlett	2011-12
Tyaunna Marshall	2012-13; 2013-14
Kaela Davis	2014-15
Aaliyah Whiteside	2015-16

ATLANTA WOMEN IN SPORTS ATHLETE OF THE MONTH

Kisha Ford	March, 1994
------------	-------------

ATLANTA TIPOFF CLUB GEORGIA PLAYER OF THE MONTH

Marielle Walker	January, 1988
Ida Neal	January, 1989
Karen Lounsbury	January, 1990

BOY SCOUTS OF AMERICA PEACH OF AN ATHLETE

Angie Fischer	1993	Honoree
Kisha Ford	1995	Honoree
Danielle Donehew	2000	Honoree
Shayla Bivins	2014	Honoree

ACADEMIC HONORS

ACADEMIC ALL-ACC

Danielle Donehew	1998, '00
Regina Tate	1999, '01
Kenya Williams	1999
Jessica Williams	2005
Alex Montgomery	2008
Deja Foster	2010
Danielle Hamilton-Carter	2013
Shayla Bivins	2014
Roddreka Rogers	2015, '16
Antonia Peresson	2016

COSIDA/VERIZON ACADEMIC ALL-AMERICA

Tory Ehle	1987	Honorable Mention
Karen Lounsbury	1990	
Karen Lounsbury	1991	

COSIDA/VERIZON ACADEMIC ALL-DISTRICT

Danielle Donehew	1999	Second Team
	2000	First Team
Regina Tate	2002	Second Team

GEORGIA TECH BOBBY DODD SCHOLARSHIP

Karen Lounsbury	1990-91
Angie Fischer	1992-93
Regina Tate	1998-99
Deja Foster	2009-10

GEORGIA TECH HOMER RICE SCHOLARSHIP

Danielle Donehew	1997-98
------------------	---------

HONORS & AWARDS

ACC WEAVER-JAMES-CARRIGAN POSTGRADUATE SCHOLARSHIP

Danielle Donehew 2001
Regina Tate 2002

MARIE JAMES SCHOLARSHIP AWARD (ACC'S TOP FEMALE SCHOLAR-ATHLETE)

Marlene Mainland 1988

CHARLES T. STONER LAW SCHOLARSHIP

Jacquie Williams 2009
Deja Foster 2011
Shayla Bivins 2014

MISCELLANEOUS

ESPNW NATIONAL PLAYER OF THE WEEK

Tyaunna Marshal Feb. 10, 2014

USA BASKETBALL U.S. OLYMPIC TEAM TRIALS INVITE

Joyce Pierce 1992

USA BASKETBALL SELECT TEAM

Joyce Pierce 1992 Jones Cup
Gold Medal (Taipei, Taiwan)
Kisha Ford 1995 Jones Cup
Bronze Medal (Taipei, Taiwan)

USA BASKETBALL U.S. OLYMPIC FESTIVAL

Dolores Bootz 1986 South Team
Gold Medal (Houston, Texas)
Joannah Kauffman 1995 South Team
(Colorado Springs, Colo.)
Joyce Pierce 1990 South Team
(Minneapolis, Minn.)
Bronda Davis 1991 South Team
Gold Medal (Los Angeles, Calif.)
Kisha Ford 1994 East Team
Bronze Medal, All-Tournament
April Phillips 2004 West Team
(Colorado Springs, Colo.)
Jasmine Duffey 2005 Blue Team
(Colorado Springs, Colo.)

GEORGIA TECH HALL OF FAME

KATE BRANDT

Played: 1981-84
Inducted: 1989



TORY EHLE

Played: 1984-87
Inducted: 1990



BONNIE TATE

Played: 1977-79
Inducted: 1991



JAMIE POSEY

Played: 1978-81
Inducted: 1992



LEE ANN WOODHULL

Played: 1980-83
Inducted: 1993



DOLORES BOOTZ

Played: 1985-88
Inducted: 1994



IDA NEAL

Played: 186-89
Inducted: 1995



MARIELLE WALKER

Played: 1985-88
Inducted: 1996



BERNADETTE MCGLADE

Coached: 1982-88
Inducted: 1998



KAREN LOUNSBURY

Played: 1989-92
Inducted: 2006



KISHA FORD

Played: 1994-97
Inducted: 2008



#PROJACKETS

WNBA DRAFT

PLAYER	YEAR	ROUND (PICK)	TEAM
Kisha Ford	1997	4th (27)	New York Liberty
Sonja Mallory	2003	2nd (24)	New York Liberty
Kasha Terry	2006	2nd (26)	Indiana Fever
Chioma Nnamaka	2008	2nd (21)	San Antonio Silver Stars
Brigitte Ardossi	2010	2nd (21)	Atlanta Dream
Alex Montgomery	2011	1st (10)	New York Liberty
Sasha Goodlett	2012	1st (11)	Indiana Fever
Tyaunna Marshall	2014	2nd (14)	New York Liberty



In 2012, Sasha Goodlett was invited to Bristol, Connecticut for the 2012 WNBA Draft where she became the second Yellow Jacket to be drafted in the first round of the draft.

YELLOW JACKETS IN THE PROS

Player	Organization	Years
Brigitte Ardossi	Atlanta Dream	2010
	COB Calais, France	2010
	Canberra Capitals, Australia	2011-12
Dolores Bootz	Galatasaray, Istanbul, Turkey	1988-89
	Megafesa, Lugo, Spain	1990-91
	Caja Segovia, Segovia, Spain	1991-93
Kisha Ford	New York Liberty (WNBA)	1997-98
	Orlando Miracle (WNBA)	1999
	Miami Sol (WNBA)	2000-01
Sasha Goodlett	Indiana Fever (WNBA)	2012-13
	Chicago Sky (WNBA)	2014-pres.
Stephanie Higgs	Greece	2007
Jill Ingram	Sweden	2008
Joannah Kauffman	Turkey	1999
Milli Martinez	Puerto Rico	2002-04
Sonja Mallory	Phoenix Mercury (WNBA)	2003
	Lithuania, Hungary	2003
Daphne Mitchell	Finland	2009-10
Janie Mitchell	Bulgaria	2008
Alex Montgomery	New York Liberty (WNBA)	2011-14
	San Antonio Stars (WNBA)	2015-pres.
Chioma Nnamaka	Atlanta Dream (WNBA)	2008
	Lithuania	2009
	France	2010
	Poland/Sweden	2011-12
Jasmina Pacariz	Sweden	2008
Alex Stewart	Iceland	2004
Kasha Terry	Indiana Fever (WNBA)	2006-08
	Atlanta Dream (WNBA)	2008
Marielle Walker	Switzerland	1988-89
Aimee Weiss	Denmark	1996-2003



Alex Montgomery wrapped up her fifth year in the pros in 2015

Chelsea Regins played right in Atlanta after graduation



RECORDS

Tech Records	76-79
Individual Records	79-81
Opponent Records	81-83
Career Leaders	84
Records by Class	85
Annual Leaders	86-87
Year-by-Year Stats	88-89
The Last Time	90
1,000 Point Scorers	91-92
NCAA Tournament Records	93-98

RECORDS

TECH GAME RECORDS

100+ POINT GAMES

124	vs. Winthrop, 12/30/90
124	vs. Presbyterian, 12/2/85
116	vs. Converse, 12/1/84
115	vs. Rider, 11/29/91
114	vs. Chattanooga, 11/30/91
114	vs. Rider, 12/5/90
111	vs. Morris Brown, 2/23/02
111	vs. Fairfield, 12/30/94
111	vs. Hofstra, 12/4/92
110	vs. Appalachian State, 12/18/92
108	vs. Iona, 12/20/87
107	vs. Georgia State, 2/13/95
106	vs. Utah State, 12/15/86
105	vs. Morgan State, 11/16/14
105	vs. Manhattan, 12/30/96
105	vs. Virginia, 1/21/89
104	vs. Portland State, 12/17/13
103	vs. Charleston Southern, 12/7/99
102	vs. Mount St. Mary's, 11/25/00
102	vs. UTEP, 12/20/13
102	vs. Southeastern Louisiana, 11/18/15
101	vs. Mercer, 12/28/10
101	vs. Virginia, 3/2/08
101	vs. Alabama, 12/29/92
101	vs. North Carolina, 1/9/91
101	vs. UAB, 11/27/87
100	vs. Lafayette, 12/30/98
100	vs. Coppin State, 1/15/92
100	vs. Tennessee Temple, 1/15/79

LARGEST MARGIN OF VICTORY

85 (116-31)	vs. Converse (12/1/84)
77 (124-47)	vs. Winthrop (12/30/90)
76 (90-14)	vs. Atlanta Christian (1975-76)
71 (82-11)	vs. Tenn State (h) (12/30/10)
71 (111-40)	vs. Morris Brown (2/23/02)
68 (124-56)	vs. Presbyterian (12/2/85)
66 (106-40)	vs. Utah St. (12/15/87)
65 (99-34)	vs. Atlanta Christian (1976-77)
62 (100-38)	vs. Georgia Baptist (1977-78)
60 (97-37)	vs. Alabama State (11/11/11)
58 (100-42)	vs. Coppin State (h) (1/15/92)
57 (101-44)	vs. Mercer (h) (12/28/10)
57 (95-38)	vs. Lafayette (h) (12/10/94)
57 (114-57)	vs. Chattanooga (h) (11/30/91)

LARGEST MARGIN OF VICTORY (ACC GAMES)

37 (85-48)	vs. Boston College (h) (2/19/12)
35 (89-54)	vs. Clemson (a) (2/22/09)
33 (76-43)	vs. Virginia Tech (h) (2/29/08)
32 (97-65)	vs. Florida State (h) (1/22/96)
31 (91-61)	vs. Virginia (h) (1/10/02)
30 (86-56)	vs. Florida State (h) (2/19/03)
29 (59-30)	vs. Maryland (h) (2/3/96)

LONGEST WINNING STREAK

13	1976-77 to 1977-78
13	2010-2011
10	2002-03
9	1977-78
8	2009-10
8	2008-09
8	2007-08
8	1995-96
8	1991-92 to 1992-93
8	1986-87

LARGEST MARGIN OF DEFEAT

123 (18-141)	Savannah (1975-76)
94 (13-107)	Berry (1975-76)
83 (22-105)	Albany State (1975-76)
74 (31-105)	Berry (1974-75)
69 (25-94)	Shorter (1974-75)
67 (46-113)	Duke (1/7/99)
61 (28-89)	Auburn (1975-76)
61 (40-101)	Georgia State, (1975-76)

61 (35-96)	Georgia (1974-75)
60 (20-80)	Augusta (1975-76)
60 (33-93)	Albany State (1975-76)

LARGEST MARGIN OF DEFEAT (ACC GAMES)

67 (46-113)	Duke (a) (1/7/99)
59 (38-97)	NC State (a) (1/12/80)
47 (31-78)	North Carolina (a) (1/18/07)
44 (56-100)	Duke (h) (2/27/98)
41 (58-99)	North Carolina (h) (1/6/83)
41 (44-85)	Virginia (11/24/79)

LONGEST LOSING STREAK

19	1975-76
12	1979-80 to 1980-81
8	1987-88
8	1979-80
7	1974-75
7	1983-84
7	1984-85
7	2004-05
7	2005-06

MOST POINTS IN A HALF

70 (2nd)	vs. Presbyterian (12/2/85)
66 (2nd)	vs. Converse (12/1/84)
64 (2nd)	vs. North Carolina (1/9/91)
64 (1st)	vs. Winthrop (12/30/90)
63 (2nd)	vs. Rider (1/1/29/91)
63 (2nd)	vs. Rider (12/5/90)

MOST FG MADE IN A HALF

31 (2nd)	vs. Presbyterian (12/2/85)
31 (2nd)	vs. Converse (12/1/84)
30 (2nd)	vs. North Carolina (1/9/91)
27 (2nd)	vs. Winthrop (1/30/90)
27 (1st)	vs. Presbyterian (12/2/85)

MOST FG ATT. IN A HALF

51 (2nd)	vs. Rider (12/5/90)
51 (2nd)	vs. Presbyterian (12/2/85)
50 (2nd)	vs. Converse (12/1/84)
49 (2nd)	vs. USC Upstate (12/6/07)
49 (1st)	vs. Hofstra (12/4/92)
49 (1st)	vs. Converse (12/1/84)

HIGHEST FG PERCENTAGE IN A HALF

.742 (23-31) (2nd)	vs. Fairfield (12/30/94)
.700 (21-30) (1st)	vs. Kennesaw State (11/22/11)
.692 (18-26) (2nd)	vs. Rider (11/29/91)
.688 (22-32) (1st)	vs. NC State (3/3/12)
.686 (24-35) (1st)	vs. E. Wash. (11/24/01)
.682 (15-22) (1st)	vs. Clemson (1/26/02)
.682 (15-22) (2nd)	vs. Arizona (1/7/85)

MOST THREES MADE IN A HALF

8 (1st)	vs. Florida State (1/31/99)
8 (2nd)	vs. NC State (1/28/99)
8 (2nd)	vs. Mercer (11/25/96)
8 (1st)	vs. Virginia (2/14/14)
7 (1st)	vs. Alabama (12/18/15)
7 (1st)	vs. USC Upstate (12/5/15)
7 (1st)	vs. Loyola Chicago (11/14/14)
7 (1st)	vs. Alabama State (12/17/14)
7 (2nd)	vs. Western Carolina (11/10/13)
7 (2nd)	vs. Boston College (2/19/12)
7 (1st)	vs. Maryland (2/19/97)
7 (1st)	vs. Florida State (2/27/14)
7 (1st)	vs. Clemson (1/30/14)
6	vs. Several Teams

MOST THREES ATT. IN A HALF

21 (1st)	vs. Alabama State (12/17/14)
19 (2nd)	vs. Clemson (2/19/04)
17 (2nd)	vs. Virginia (1/17/16)
17 (1st)	vs. Loyola Chicago (11/13/15)
17 (1st)	vs. Clemson (2/19/04)
16 (1st)	at Georgia (11/22/15)

16 (2nd)	vs. Virginia (1/14/99)
16 (1st)	vs. Pacific (12/19/89)
16 (1st)	vs. Virginia (1/10/13)
15 (2nd)	vs. Wake Forest (3/3/16)
15 (2nd)	vs. Alabama (12/18/15)
15 (2nd)	vs. USC Upstate (12/5/15)
15 (2nd)	vs. Michigan State (12/4/14)
15 (1st)	vs. Morgan State (11/16/14)
15 (1st)	vs. Lipscomb (12/29/14)
15 (1st)	vs. Iowa State (3/22/08)
15 (1st)	vs. Davidson (11/9/07)
15 (2nd)	vs. Mercer (11/25/96)
15 (2nd)	vs. Pacific (12/19/89)

MOST FT MADE IN A HALF

29 (2nd)	vs. Clemson (1/26/02)
26 (2nd)	vs. NC State (1/8/93)
24 (2nd)	105+vs. Wake Forest (1/4/02)
24 (2nd)	vs. Rider (11/29/91)
23 (1st)	vs. Alabama State (11/24/15)
23 (2nd)	vs. North Carolina (2/26/10)
23 (2nd)	vs. North Carolina (1/29/89)
23 (2nd)	vs. Virginia (1/21/89)

MOST FT ATT. IN A HALF

42 (2nd)	vs. Clemson (1/26/02)
35 (2nd)	vs. Coppin State (1/15/92)
34 (2nd)	vs. NC State (1/8/93)
33 (2nd)	vs. Wake Forest (1/4/02)
32 (2nd)	vs. North Carolina (1/29/89)

FEWEST POINTS SCORED IN HALF

12 (1st)	vs. Maryland (1/30/94)
13 (1st)	vs. NC State (2/10/05)
13 (1st)	vs. Duke (1/8/04)
14 (1st)	vs. Georgia (12/2/12)
15 (1st)	vs. Duke (1/21/11)
15 (2nd)	vs. North Carolina (1/18/07)
16 (1st)	vs. 13/13 Rutgers (11/25/11)
16 (1st)	vs. NC State (2/28/10)
16 (1st)	vs. North Carolina (1/18/07)
16 (2nd)	vs. Wake Forest (2/6/05)
16 (1st)	vs. Duke (2/7/04)
16 (2nd)	vs. Kansas State (11/17/02)
16 (1st)	vs. Duke (1/9/00)
17	Eight times

FEWEST FG MADE IN A HALF

3 (1st)	vs. 13/13 Rutgers (11/25/11)
3 (1st)	vs. Wake Forest (3/5/10)
3 (2nd)	vs. North Carolina (1/18/07)
4 (1st)	vs. Duke (1/25/09)
4 (2nd)	vs. Kansas State (11/17/02)
4 (2nd)	vs. Clemson (2/11/99)
5 (2nd)	vs. Duke (1/21/11)
5 (2nd)	vs. Oklahoma (3/24/09)
5 (1st)	vs. Florida State (2/27/05)
5 (1st)	vs. Duke (1/9/00)
5 (2nd)	vs. Maryland (1/30/94)
5 (1st)	vs. Duke (1/31/83)
5 (2nd)	vs. Mercer (2/3/82)
5 (2nd)	vs. Virginia (11/24/79)

FEWEST FG ATT. IN A HALF

14 (2nd)	vs. Duke (1/21/11)
14 (1st)	vs. NC State (1/8/93)
16 (2nd)	vs. Green Bay (11/26/11)
16 (1st)	vs. Duke (2/6/82)
17 (2nd)	at Syracuse (2/7/16)
17 (1st)	vs. Georgia Southern (2/24/81)
18 (2nd)	at Virginia Tech (2/23/12)
19 (1st)	vs. Wake Forest (3/5/10)
19 (1st)	vs. Clemson (2/24/05)
19 (1st)	vs. NC State (2/10/05)
19 (1st)	vs. Duke (2/7/04)
19 (2nd)	vs. Wake Forest (1/9/94)
20	21 times

LOWEST FG PERCENTAGE IN A HALF

.130 (3-23) (1st)	vs. 13/13 Rutgers (11/25/11)
-------------------	------------------------------

RECORDS

.130 (3-23) (2nd)	vs. N. Carolina (1/18/07)
.138 (4-29) (2nd)	vs. Kansas St. (1/17/02)
.156 (7-45) (1st)	vs. Maryland (1/13/05)
.158 (3-19) (1st)	vs. Wake Forest (3/5/10)
.167 (4-24) (2nd)	vs. Clemson (2/11/99)
.171 (6-35) (2nd)	vs. Clemson (2/19/04)
.172 (5-29) (2nd)	vs. Oklahoma (3/24/09)
.172 (5-29) (1st)	vs. Duke (1/9/00)
.176 (6-34) (2nd)	vs. NC State (1/27/13)
.182 (4-22) (1st)	vs. Duke (1/25/09)
.185 (5-27) (1st)	vs. Duke (1/31/83)
.189 (7-37) (2nd)	vs. Tulsa (12/12/04)
.189 (7-37) (2nd)	vs. Georgia (12/27/01)
.194 (6-31) (2nd)	vs. Virginia (2/8/92)

MOST POINTS SCORED

124	vs. Winthrop (12/31/90)
124	vs. Presbyterian (12/2/85)
116	vs. Converse (12/1/84)
115	vs. Rider (11/29/91)
114	vs. UTC (11/30/91)
114	vs. Rider (12/5/90)

MOST COMBINED POINTS SCORED - GAME

204	vs. Virginia (3/2/08)
204	vs. Alabama (12/29/92)
197	vs. Valdosta State (12/10/79)
196	vs. Iona (12/20/87)
194	vs. Georgia (12/13/94)
192	Two Times

MOST POINTS IN A LOSS

101	vs. Virginia (3/2/08)
101	vs. Alabama (12/29/92)
94	vs. Virginia (2/2/91)
92	vs. Furman (11/25/89)
87	vs. Maryland (1/15/04)
85	Three Times

MOST POINTS IN OVERTIME

20	vs. Wake Forest (1/31/13)
18	vs. Clemson (1/23/03)
15	vs. Miami (1/27/10)
14	vs. NC State (2/2/12)
14	vs. Florida State (1/31/96)
14	vs. Duke (1/29/93)
14	vs. Duke (1/28/89)
14	vs. Richmond (11/26/88)

FEWEST POINTS SCORED

31	vs. North Carolina (1/18/07)
32	vs. Duke (1/21/11)
34	vs. Duke (1/25/09)
38	vs. NC State (1/12/80)
40	vs. Rutgers (1/25/11)
40	vs. Duke (1/31/83)
41	vs. Auburn (12/30/97)
41	vs. Clemson (2/11/99)
41	vs. Duke (2/7/04)

FEWEST POINTS ALLOWED

11	vs. Tennessee State (12/30/10)
27	vs. Washington (12/23/10)
27	vs. Winthrop (12/18/08)
28	vs. Savannah State (2/12/08)
30	vs. Maryland (2/5/96)
30	vs. Georgia State (11/19/04)
30	vs. Winthrop (11/13/09)
31	vs. Converse (12/1/84)

MOST FIELD GOALS MADE

58	vs. Presbyterian (12/2/85)
55	vs. Converse (12/1/84)
53	vs. Winthrop (12/30/90)
48	vs. Virginia (1/10/02)
48	vs. E. Washington (11/24/01)

MOST FIELD GOALS ATT.

118	vs. UNC-Asheville (1/20/79)
-----	-----------------------------

99	vs. Rider (12/5/90)
99	vs. Converse (12/1/84)
97	vs. Hofstra (12/4/92)
96	vs. Presbyterian (12/2/85)

FEWEST FIELD GOALS MADE

11	vs. Clemson (2/11/99)
11	vs. North Carolina (1/18/07)
12	vs. Rutgers (1/25/11)
12	vs. Duke (1/21/11)
13	vs. Notre Dame (1/28/16)
13	vs. Wake Forest (3/5/10)
13	vs. Duke (1/25/09)
13	vs. Duke (1/3/83)
13	vs. Duke (1/31/83)

FEWEST FG ATTEMPTED

40	vs. Clemson (2/1/09)
40	vs. Florida State (2/27/05)
42	vs. Duke (1/21/11)
42	vs. Miami (1/12/09)
42	vs. Clemson (1/26/02)
43	at Syracuse (2/7/16)
43	vs. Arizona (1/7/85)
43	vs. Miami (1/23/05)
44	Four times

HIGHEST FG PERCENTAGE

.638 (44-69)	vs. Fairfield (2/30/94)
.635 (40-64)	vs. Kennesaw State (11/22/11)
.628 (27-43)	vs. Arizona (1/7/85)
.620 (44-71)	vs. Mercer (12/28/10)
.616 (53-86)	vs. Winthrop (12/30/90)
.606 (43-71)	vs. Chattanooga (11/30/91)
.604 (58-96)	vs. Presbyterian (12/2/85)

LOWEST FG PERCENTAGE

.186 (11-59)	vs. North Carolina (1/18/07)
.214 (12-56)	vs. Rutgers (1/25/11)
.220 (13-59)	vs. Duke (1/31/83)
.224 (13-58)	vs. Notre Dame (1/28/16)
.234 (11-47)	vs. Clemson (2/11/99)
.236 (13-55)	vs. Duke (1/3/83)
.236 (17-51)	vs. Duke (3/7/14)
.243 (17-70)	vs. NC State (1/12/80)
.243 (17-70)	vs. Clemson (2/19/04)

MOST THREES MADE

13	vs. USC Upstate (12/5/15)
13	vs. Western Carolina (11/10/13)
12	vs. Alabama (12/18/15)
12	vs. Mercer (11/10/06)
11	vs. Loyola Chicago (11/14/14)
11	vs. Lipscomb (12/29/14)
11	vs. Mercer (11/26/96)
11	vs. Maryland (1/5/95)
10	17 times

FEWEST THREES MADE

0	54 times
---	----------

MOST THREES ATTEMPTED

36	vs. Clemson (2/19/04)
30	vs. Alabama State (12/17/14)
31	vs. Pacific (12/19/89)
29	vs. Alabama (12/18/15)
28	vs. Virginia (1/17/16)
28	vs. USC Upstate (12/5/15)
28	vs. Southeastern Louisiana (11/18/15)
28	vs. Iowa State (3/22/08)
28	vs. Michigan State (12/4/14)
28	vs. Virginia (1/10/13)
27	vs. NC State (2/12/15)

FEWEST THREES ATTEMPTED

0	vs. Marist (12/19/87)
0	vs. Mercer (2/14/94)
1	vs. Furman (2/17/93)
1	vs. Appalachian St. (1/1/96)

1	vs. Hofstra (12/21/00)
---	------------------------

HIGHEST THREE-POINT FG PERCENTAGE

.889 (8-9)	vs. Virginia (1/21/89)
.833 (5-6)	vs. Clemson (3/8/92)
.833 (5-6)	vs. Auburn-Montgom. (2/13/89)
.800 (4-5)	vs. Virginia Tech (2/26/09)
.750 (3-4)	vs. UAB (11/17/05)

LOWEST THREE-POINT FG PERCENTAGE

.000	54 times
0-13	vs. Oklahoma State (11/15/09)
0-11	vs. Georgia (12/27/01)
0-10	vs. North Carolina (2/15/09)
0-9	vs. North Carolina (1/18/07)
0-8	vs. Florida State (2/17/00)
0-8	vs. Georgia (12/15/93)
0-8	vs. Wake Forest (1/10/93)
0-7	Seven Times

MOST FREE THROWS MADE

38	vs. Rider (11/29/91)
36	vs. Clemson (1/26/02)
36	vs. Hawaii (3/28/92)
35	vs. Portland State (12/17/13)
34	vs. Alabama State (11/24/15)
34	vs. NC State (1/8/93)
33	vs. North Carolina (1/28/89)

FEWEST FT MADE

1	vs. Duke (2/5/98)
2	vs. Ohio State (3/21/11)
2	vs. Georgia (12/6/09)
2	vs. Virginia (2/11/87)
2	vs. St. Mary's (12/21/96)
2	vs. Maryland (2/19/97)
3	Four Times

MOST FT ATTEMPTED

51	vs. Alabama State (11/24/15)
50	vs. Clemson (1/26/02)
50	vs. Rider (11/29/91)
47	vs. Coppin St. (1/13/92)
46	vs. North Carolina (1/28/89)
45	vs. Portland State (12/17/13)
44	Five Times

FEWEST FT ATTEMPTED

2	vs. Maryland (2/19/97)
2	vs. Ohio State (3/21/11)
3	vs. Duke (2/5/98)
5	vs. Georgia (12/6/09)
5	vs. St. Mary's (12/21/96)
5	vs. Minnesota (11/30/14)
6	Five Times

HIGHEST FT PERCENTAGE

1.000 (14-14)	vs. Virginia (1/25/15)
1.000 (11-11)	vs. Virginia (1/13/11)
.952 (20-21)	vs. NC State (2/10/05)
.947 (18-19)	vs. Wake Forest (2/26/98)
.944 (17-18)	vs. Appalachian St. (11/14/06)
.941 (16-17)	vs. Kennesaw St. (12/6/06)
.938 (15-16)	vs. Clemson (1/7/06)
.933 (14-15)	vs. Sanford (12/13/15)
.929 (13-14)	Five Times

LOWEST FT PERCENTAGE

.270 (4-15)	vs. Georgia State (2/9/84)
.286 (2-7)	vs. Virginia (2/11/87)
.300 (3-10)	vs. Virginia (3/7/08)
.333 (6-18)	vs. SIU-Edwardsville (12/19/11)
.333 (4-12)	vs. Southern (12/2/01)
.348 (8-23)	vs. Virginia (1/10/05)

MOST REBOUNDS

99	vs. Bryan (1/21/78)
77	vs. Hofstra (12/4/92)
76	vs. Rider College (12/5/90)

RECORDS

70	vs. Coppin St. (1/15/92)
68	vs. Southeastern Louisiana (11/18/15)
67	vs. USC Upstate (12/6/07)
66	vs. Furman (1/14/80)

HIGHEST REBOUNDING MARGIN

36	vs. St. Francis (Pa.) (12/29/00)
34	vs. Florida Gulf Coast (11/21/09)
33	vs. Wagner (12/19/00)
32	vs. Southeastern Louisiana (11/18/15)
31	vs. USC Upstate (12/7/07)
31	vs. Hofstra (12/4/92)
30	vs. Kennesaw State (12/18/09)
30	vs. Morris Brown (2/23/02)
30	vs. Converse (12/1/84)

MOST ASSISTS

33	vs. Virginia (1/10/02)
32	vs. UNC-Wilmington (11/23/90)
31	vs. Chattanooga (11/30/91)
31	vs. Winthrop (12/30/90)
29	vs. Boston College (2/28/91)
29	vs. Presbyterian (12/2/85)

MOST BLOCKED SHOTS

13	vs. Chattanooga (12/2/86)
12	vs. Coppin State (1/15/92)
12	vs. East Tennessee St. (11/24/90)
12	vs. Clemson (1/18/89)
11	vs. Wake Forest (1/29/04)

MOST STEALS

27	vs. Miss. Valley State (11/22/08)
27	vs. Georgia State (12/14/93)
27	vs. Marquette (11/18/12)
26	vs. Virginia Tech (2/29/08)
24	vs. Georgia State (11/23/99)
23	Four Times
22	Six Times

MOST TURNOVERS

45	vs. Clemson (1/31/81)
42	vs. Valdosta State (12/10/79)
39	vs. Virginia (11/24/85)
39	vs. Virginia (2/18/84)
38	vs. Georgia (12/2/83)
38	vs. Valdosta State (1/18/80)

FEWEST TURNOVERS

6	vs. Davidson (12/2/03)
6	vs. Wake Forest (1/19/97)
6	vs. Georgia Southern (1/31/81)
7	Five Times

MOST FOULS

37	vs. Florida State (1/31/96)
35	vs. Virginia (3/2/08)
34	vs. Maryland (1/20/08)
34	vs. Georgia (11/24/13)
33	vs. Wake Forest (2/21/92)
32	vs. Loyola Chicago (11/14/14)
32	vs. American (11/15/98)
32	vs. Furman (1/14/80)
32	vs. Miami (1/17/13)
32	vs. Maryland (1/19/14)

FEWEST FOULS

5	vs. Georgia (12/3/04)
6	vs. St. Francis (N.Y.) (12/29/98)
7	vs. Central Arkansas (12/14/14)
7	vs. Boston College (1/17/10)
8	vs. Maryland (1/18/90)
8	vs. Florida State (1/21/97)
8	vs. Charleston Southern (1/29/02)

TECH IN OVERTIME

DATE	H/A	W/L	RESULT
11/25/78	a	W	GT 69, Vanderbilt 67

1/20/79	h	L	UNC Asheville 102, GT 95 (30T)
1/26/80	a	L	Albany State 89, GT 84
12/16/83	h	L	West Virginia 86, GT 78
2/5/84	a	L	East Carolina 61, GT 61
1/9/85	h	L	Clemson 84, GT 81
2/7/85	a	W	GT 69, Georgia State 68
2/22/86	h	L	North Carolina 92, GT 81
1/6/87	h	W	GT 81, #13 Maryland 80
1/15/88	a	L	Duke 77, GT 71
11/26/88	h	W	GT 84, Richmond 80 (20T)
1/28/89	a	W	GT 97, Duke 94
12/29/92	n	L	Alabama 103, GT 101
1/29/93	a	W	GT 86, Duke 80
1/31/92	a	L	North Carolina 72, GT 68
2/19/93	h	W	GT 92, NC State 89 (20T)
2/24/93	a	W	GT 68, Chattanooga 67
12/1/93	h	L	Minnesota 77, GT 73
1/31/96	a	L	Florida State 90, GT 85 (30T)
12/3/96	a	W	GT 88, Appalachian St. 80
12/24/97	a	W	GT 70, Mercer 65
12/29/97	h	W	GT 69, St. Mary's 60
12/29/99	h	W	GT 95, Western Michigan 89
3/16/00	h	W	GT 76, Southern Miss 71
2/14/02	a	L	Maryland 81, GT 70
1/23/03	h	W	GT 89, Clemson 78
1/29/04	h	L	Wake Forest 57, GT 55
2/26/06	a	L	Miami 90, GT 85 (20T)
1/20/08	a	L	Maryland 99, GT 95 (20T)
3/2/08	a	L	Virginia 103, GT 101 (20T)
1/8/09	h	L	Boston College 65, GT 64
2/26/09	a	W	GT 73, Virginia Tech 68
1/27/10	h	W	GT 80, Miami 73
1/30/11	a	L	#16 Miami 84, GT 74
11/26/11	n	L	Green Bay 67, GT 62
2/2/12	h	W	GT 75, NC State 68
11/23/12	n	L	Syracuse, 75, GT 72
1/31/13	h	W	GT 89, Wake Forest 82
1/30/14	h	L	Clemson 80, GT 79
12/4/14	a	L	Michigan State 79, GT 73
1/18/15	h	L	Pitt 75, GT 72

TECH SINGLE SEASON RECORDS

MOST POINTS SCORED

2,551	1991-92 (33 games)
2,549	2013-14 (32 games)
2,483	2011-12 (35 games)
2,442	2014-15 (34 games)
2,359	1990-91 (28 games)
2,314	2010-11 (35 games)
2,275	2015-16 (33 games)
2,269	1989-90 (30 games)
2,251	2007-08 (32 games)
2,182	2006-07 (33 games)
2,172	2009-10 (33 games)

FEWEST POINTS SCORED

1,479	1981-82
1,571	2004-05
1,695	1979-80
1,739	1993-94
1,780	1997-98

FEWEST POINTS ALLOWED

1,209	1976-77
1,566	2004-05
1,641	1977-78
1,666	1978-79
1,671	1981-82

HIGHEST SCORING AVERAGE

84.3	1990-91
79.7	2013-14
79.6	1978-79
78.7	1992-93
77.3	1991-92
75.9	1988-89

LOWEST SCORING AVERAGE

58.2	2004-05
------	---------

59.2	1981-82
63.2	2003-04
63.6	1998-99
64.4	1993-94

MOST FG MADE

964	1991-92
938	2011-12
936	2013-14
902	1977-78
893	1990-91
880	2014-15
873	2010-11
854	1989-90
828	1992-93

MOST FG ATTEMPTED

2,230	1977-78
2,193	2013-14
2,186	1978-79
2,136	2014-15
2,128	2011-12
2,120	1991-92
2,064	2010-11
2,011	2006-07
2,007	2012-13

FEWEST FG MADE

556	2004-05
577	1981-82
671	1982-83
676	2003-04
678	1979-80

FEWEST FG ATTEMPTED

1,439	1981-82
1,541	2004-05
1,612	1982-83
1,618	1996-97
1,646	1997-98

HIGHEST FIELD GOAL PERCENTAGE

.471 (893-1896)	1990-91
.459 (806-1757)	1985-86
.455 (964-2120)	1991-92
.451 (825-1828)	1987-88
.444 (733-1648)	1984-85

LOWEST FIELD GOAL PERCENTAGE

.361	2004-05
.382	2012-13
.382	1993-94
.386	1997-98
.392	2005-06
.394	1979-80

MOST 3-POINT FG MADE

202	2014-15
188	2015-16
174	2013-14
160	2007-08
157	2006-07
152	2010-11
150	2011-12
137	2012-13
131	1999-00

FEWEST 3-POINT FG MADE

4	1986-87
41	1993-94
43	1995-96
64	2000-01
68	2001-02

MOST 3-POINT FG ATTEMPTED

651	2014-15
559	2015-16
555	2013-14
503	2007-08

RECORDS

473	2012-13
472	2006-07
468	2010-11
446	2011-12
417	2008-09

FEWEST 3-POINT FG ATTEMPTED

17	1986-87
166	1995-96
181	1993-94
225	1992-93
249	2001-02

HIGHEST 3-POINT FG PERCENTAGE

.381 (109-286)	1988-89
.369 (125-339)	1998-99
.367 (106-289)	1987-88
.362 (102-282)	1990-91
.361 (119-330)	1996-97

LOWEST 3-POINT FG PERCENTAGE

.227	1993-94
.235	1986-87
.258	2009-10
.259	1995-96
.273	2001-02

MOST FREE THROWS MADE

526	1991-92
519	2009-10
503	2013-14
480	2014-15
475	2015-16
471	1990-91
469	2008-09
466	2000-01
466	1982-83

FEWEST FREE THROWS MADE

325	1981-82
330	1993-94
339	1979-80
341	1987-88
356	2004-05

MOST FREE THROWS ATTEMPTED

751	2013-14
730	2009-10
725	1991-92
715	1982-83
697	1999-00
687	2007-08

FEWEST FREE THROWS ATTEMPTED

479	1981-82
490	1987-88
499	2004-05
527	1993-94
534	1985-86

HIGHEST FREE THROW PERCENTAGE

.743 (475-639)	2015-16
.735 (421-573)	2006-07
.729 (452-620)	1989-90
.729 (480-658)	2014-15
.726 (526-725)	1991-92
.713 (356-499)	2004-05
.711 (519-730)	2009-10

LOWEST FREE THROW PERCENTAGE

.619 (357-577)	1983-84
.624 (339-543)	1979-80
.626 (330-527)	1993-94
.636 (443-697)	1999-00
.639 (359-562)	2012-13
.648 (407-628)	2001-02

MOST REBOUNDS

1,581	1976-77
1,475	1977-78
1,431	2014-15
1,409	2013-14
1,375	2011-12
1,369	2010-11
1,355	2009-10
1,339	1991-92

HIGHEST REBOUNDING AVERAGE

60.6	1978-79
58.5	1976-77
54.6	1977-78
45.4	1986-87
44.0	2013-14
43.8	1992-93

MOST ASSISTS

556	2011-12
529	1990-91
521	1989-90
514	1991-92
510	2010-11
487	2009-10
467	1987-88

MOST BLOCKED SHOTS

129	2011-12
129	2014-15
124	1986-87
123	2002-03
117	2013-14
115	1987-88
111	2003-04
110	2005-06

MOST STEALS

456	2007-08
434	2008-09
406	2010-11
389	2011-12
382	2006-07
351	2009-10
348	1991-92

MOST FOULS

711	2013-14
642	2015-16
641	1991-92
630	2012-13
609	2011-12
609	2008-09
591	2000-01
593	2014-15
589	2006-07

FEWEST FOULS

400	1996-97
435	2004-05
445	1995-96
458	1981-82
468	1998-99

MOST GAMES PLAYED

35	2011-12
35	2010-11
34	2014-15
33	2015-16
33	2009-10
33	2006-07
33	1991-92
32	2008-09
32	2007-08
32	2013-14
31	2002-03
31	1999-00

MOST WINS

26	2011-12
----	---------

24	2010-11
23	2009-10
23	1977-78 (DIII)
22	2008-09
22	2007-08
21	2006-07
20	2015-16
20	2002-03
20	1991-92
20	2013-14

FEWEST WINS

2	1975-76
2	1979-80
6	1974-75
8	1980-81
9	1981-82
9	1983-84

MOST LOSSES

24	1975-76
19	1983-84
19	1982-83
19	1980-81
17	1997-98
17	1989-90

FEWEST LOSSES

4	1977-78
8	1976-77
8	1978-79
9	2011-12
10	2007-08
10	2008-09
11	2010-11
11	1992-93
11	2002-03

HIGHEST WINNING PERCENTAGE

.852 (23-4)	1977-78 (DIII)
.743 (26-9)	2011-12
.697 (23-10)	2009-10
.688 (22-10)	2008-09
.688 (22-10)	2007-08
.686 (24-11)	2010-11
.645 (20-11)	2002-03

INDIVIDUAL GAME RECORDS

MOST POINTS SCORED

43	Marielle Walker vs. Iona (12/20/87)
41	Kisha Ford vs. East Tenn. St (2/9/94)
40	Niesha Butler vs. Florida State (1/2/99)
37	Tyaunna Marshall vs. Miami (2/24/13)
36	Stephanie Higgs vs. Northwestern (12/18/06)
36	Dolores Bootz vs. Coastal Carolina (2/22/88)
35	5 times

MOST FIELD GOALS MADE

18	Tyaunna Marshall vs. Miami (2/24/13)
17	Marielle Walker vs. Iona (12/20/87)
16	Kisha Ford vs. ETSU (2/9/94)
15	Fallon Stokes vs. Maryland (2/14/02)
15	Dolores Bootz vs. Coastal Car. (2/22/88)
15	Dolores Bootz vs. Maryland (1/3/88)
15	Dolores Bootz vs. Fordham (12/6/87)

MOST FIELD GOALS ATTEMPTED

32	Ida Neal vs. Tennessee (2/15/89)
30	Kaela Davis vs. Pitt (1/18/15)
30	Tyaunna Marshall vs. Miami (2/24/13)
30	Marielle Walker vs. Iona (12/20/87)
30	Jennifer Hendershott vs. UNCA (1/20/79)
29	Kaela Davis vs. Virginia (1/25/15)
28	Kaela Davis vs. LA Tech (12/30/14)
28	Niesha Butler vs. North Carolina (2/27/99)
28	Kisha Ford vs. ETSU (2/9/94)

MOST 3-POINT FIELD GOALS MADE

RECORDS

8	Sydney Wallace vs. Baylor (3/24/12)
8	Danielle Donehew vs. UNC (1/13/00)
8	Danielle Donehew vs. Samford (11/27/98)
7	Kaela Davis vs. Alabama A&M (12/7/13)
7	Chioma Nnamaka vs. Virginia Tech (2/29/08)
7	Megan Isom vs. Fordham (12/21/02)
7	Danielle Donehew vs. Monmouth (12/19/99)
7	Danielle Donehew vs. FSU (1/31/99)
7	Danielle Donehew vs. UNC (1/24/99)
7	Danielle Donehew vs. Charleston So. (11/28/97)

MOST 3-POINT FIELD GOALS ATTEMPTED

20	Karen Lounsbury vs. Pacific (12/9/89)
17	Megan Isom vs. Clemson (1/23/03)
16	Alex Montgomery vs. UNC (1/6/10)
16	Danielle Donehew vs. Monmouth (12/19/99)
15	Sydney Wallace at Virginia (2/3/13)
15	Alex Montgomery vs. Miami (1/27/10)
14	Five Times

HIGHEST 3-POINT FIELD GOAL PERCENTAGE

(Minimum four field goals)

1.000 (4-4)	Chioma Nnamaka vs. FSU (1/6/05)
1.000 (4-4)	Metra Walthour vs. Missouri (1/27/10)
1.000 (4-4)	Alex Montgomery at Wash. (12/23/10)
1.000 (4-4)	Frida Fogdemark vs. BC (2/19/12)

MOST FREE THROWS MADE

17	Milli Martinez vs. Clemson (1/26/02)
17	Joyce Pierce vs. Hawaii (3/28/92)
15	Ida Neal vs. North Carolina (1/29/89)
14	Jaime Kruppa vs. Hofstra (1/27/99)
14	Niesha Butler vs. Florida State (1/2/99)
14	Joyce Pierce vs. Duke (1/29/95)

MOST FREE THROWS ATTEMPTED

20	Niesha Butler vs. North Carolina (12/3/98)
20	Joyce Pierce vs. Clemson (1/26/93)
19	Milli Martinez vs. Clemson (1/26/02)
19	Ida Neal vs. North Carolina (1/29/89)
17	Jaime Kruppa vs. Hofstra (1/27/99)
17	Niesha Butler vs. Florida State (1/2/99)
17	Joyce Pierce vs. Hawaii (3/28/92)
17	LeeAnn Woodhull vs. Valdosta (2/21/81)

BEST FREE THROW PERCENTAGE

1.000 (17-17)	Joyce Pierce vs. Hawaii (3/28/92)
1.000 (11-11)	Aaliyah Whiteside vs. High Point (11/27/15)
1.000 (11-11)	Irene Gari vs. Southeastern Louisiana (11/18/15)
1.000 (11-11)	Stephanie Higgs vs. Clemson (1/7/07)
1.000 (10-10)	Brittany Jackson vs. NC State (1/27/13)
1.000 (10-10)	Brigitte Ardossi vs. UNC (2/26/10)
1.000 (10-10)	Malorie Winn vs. Maryland (1/18/04)
1.000 (10-10)	Alex Stewart vs. St. John's (12/30/02)
1.000 (10-10)	Betsy Foy vs. NC State (2/1/98)

MOST REBOUNDS

29	Bonnie Tate vs. Georgia Baptist (11/30/76)
23	Dolores Bootz vs. Fordham (12/6/87)
21	Kisha Ford vs. Mercer (11/26/96)
21	LeeAnn Woodhull vs. Wake Forest (2/10/81)
20	Dolores Bootz vs. Auburn-Mont. (12/30/86)

MOST ASSISTS

17	Nina Bärlin vs. Virginia (1/10/02)
16	Anita Malone vs. North Carolina (2/22/86)
15	Tiffany Martin vs. Alaska Anch. (12/20/94)
15	Carmen Davis vs. Maryland (1/18/90)
14	Tiffany Martin vs. Maryland (1/5/95)

MOST STEALS

14	Jill Ingram vs. Virginia Tech (2/29/08)
11	Jacqua Williams vs. North Carolina (1/5/08)
11	Bonnie Tate vs. Spelman (2/15/77)
10	Dawnn Maye vs. Marquette (11/18/12)
9	Tiffany Martin vs. W. Carolina (12/28/95)
8	Nine Times

MOST BLOCKED SHOTS

9	Allison Echols vs. ETSU (11/24/90)
9	Allison Echols vs. Clemson (1/18/89)
8	Dolores Bootz vs. Southern (12/14/87)
7	Dolores Bootz vs. Maryland (1/14/85)
7	Kasha Terry vs. Duke (1/18/04)

30+ POINT GAMES

43	Marielle Walker vs. Iona, 12/20/87
41	Kisha Ford vs. E. Tennessee State, 2/9/94
40	Niesha Butler vs. Florida State, 1/2/99
37	Tyaunna Marshall vs. Miami, 2/24/13
36	Stephanie Higgs vs. Northwestern, 12/18/06
36	Dolores Bootz vs. Coastal Car., 2/22/88
35	Kaela Davis vs. LA Tech (12/30/14)
35	Kisha Ford vs. Manhattan, 12/30/96
35	Carla Munnion vs. Chattanooga, 12/13/95
35	Joyce Pierce vs. Mercer, 2/19/91
35	Ida Neal vs. Tennessee, 2/15/89
34	Fallon Stokes vs. North Carolina, 1/2/03
34	Kenya Williams vs. Davidson, 11/21/98
34	Carla Munnion vs. Manhattan, 12/3/95
34	Karen Lounsbury vs. Chattanooga, 12/31/89
34	Karen Lounsbury vs. Mercer, 1/25/89
34	Karen Lounsbury vs. Maine, 12/18/88
34	Marielle Walker vs. NC State, 1/9/88
33	Kaela Davis vs. Alabama State, 12/17/14
33	Sonja Mallory vs. Miami (Ohio), 11/30/02
33	Sonja Mallory vs. Morris Brown, 2/23/02
33	Kisha Ford vs. Georgia State, 2/13/95
33	Karen Lounsbury vs. Tenn. St., 11/24/89
32	Tyaunna Marshall vs. UNC, 2/6/14
32	Sydney Wallace vs. Baylor, 3/24/12
32	Fallon Stokes vs. Clemson, 2/14/02
32	Kisha Ford vs. Duke, 1/27/97
32	Kisha Ford vs. New Hampshire, 12/2/95
32	Dolores Bootz vs. North Carolina, 1/17/88
32	Dolores Bootz vs. Fordham, 12/6/87
32	LeeAnn Woodhull vs. North Carolina, 3/4/83
32	LeeAnn Woodhull vs. Georgia, 1/16/80
31	Aaliyah Whiteside at Clemson, 1/24/16
31	Aaliyah Whiteside at NC State, 1/7/16
31	Kaela Davis vs. Virginia, 1/25/15
31	Kaela Davis vs. Pitt, 1/18/15
31	Kaela Davis vs. Clemson, 1/30/14
31	Kisha Ford vs. Wake Forest, 2/16/97
31	Joyce Pierce vs. Hawaii, 3/28/92
31	Dolores Bootz vs. Iona, 12/20/87
31	Ida Neal vs. Duke, 1/30/87
30	Tyaunna Marshall vs. Virginia Tech, 1/23/14
30	Chioma Nnamaka vs. Florida State, 1/6/05
30	Stephanie Higgs vs. Samford, 12/21/04
30	Carla Munnion vs. Mercer, 2/22/95
30	Joyce Pierce vs. Clemson, 1/26/93
30	Joyce Pierce vs. Duke, 1/29/93
30	Karen Lounsbury vs. NC State, 2/18/89
30	Ida Neal vs. North Carolina, 1/31/89
30	Karen Lounsbury vs. Virginia, 1/21/89
30	Dolores Bootz vs. Maryland, 1/3/88
30	Hea Ju Moon vs. UAB, 11/27/87
30	Dolores Bootz vs. Marshall, 1/4/86
30	Kristy Sampson vs. Atl. Christian, 2/21/76

20-POINT, 20-REBOUND GAMES

Kisha Ford	21 pts., 21 reb. vs. Mercer (11/26/96)
Dolores Bootz	32 pts., 23 reb. vs. Fordham (12/6/87)
Dolores Bootz	27 pts., 20 reb. vs. Auburn-Mont. (12/30/86)
LeeAnn Woodhull	23 pts., 21 reb. vs. Wake Forest (2/10/81)

TRIPLE-DOUBLES

Milli Martinez	12 pts., 10 reb., 10 ast. vs. Morris Brown, 2/23/02
Alex Stewart	11 pts., 10 reb., 11 ast. vs. Charleston So., 1/30/01
Kisha Ford	33 pts., 13 reb., 10 ast. vs. Georgia St., 2/13/95

RECORDS

INDIVIDUAL SEASON RECORDS

MOST POINTS SCORED

652	Kaela Davis (2014-15)
644	Aaliyah Whiteside (2015-16)
609	Tyaunna Marshall (2013-14)
596	Joyce Pierce (1991-92)
594	Kaela Davis (2013-14)
556	Dolores Bootz (1987-88)
549	Kisha Ford (1996-97)
542	Tyaunna Marshall (2012-13)
539	Karen Lounsbury (1988-89)

HIGHEST SCORING AVERAGE

20.6	Dolores Bootz (1987-88)
20.3	Kisha Ford (1995-96)
19.6	Tyaunna Marshall (2013-14)
19.5	Aaliyah Whiteside (2015-16)
19.3	Karen Lounsbury (1988-89)
19.3	Joyce Pierce (1988-89)
19.3	Niesha Butler (1998-99)

MOST FIELD GOALS MADE

244	Tyaunna Marshall (2013-14)
238	Dolores Bootz (1987-88)
235	Kaela Davis (2014-15)
228	Tyaunna Marshall (2012-13)
221	Kisha Ford (1996-97)
218	Joyce Pierce (1991-92)
212	Dolores Bootz (1987-88)
205	Tyaunna Marshall (2011-12)
201	Tyaunna Marshall (2010-11)

MOST FIELD GOALS ATTEMPTED

645	Kaela Davis (2014-15)
513	Tyaunna Marshall (2013-14)
513	Kaela Davis (2013-14)
509	Aaliyah Whiteside (2015-16)
507	Tyaunna Marshall (2012-13)
468	Fallon Stokes (2002-03)
464	Fallon Stokes (2003-04)
460	Tyaunna Marshall (2011-12)

HIGHEST FIELD GOAL PERCENTAGE

.610 (180-295)	Dolores Bootz (1985-86)
.609 (238-391)	Dolores Bootz (1987-88)
.605 (101-167)	LeeAnn Woodhull (1980-81)
.596 (130-218)	Rodreka Rogers (2014-15)
.585 (100-171)	Dolores Bootz (1984-85)
.568 (166-292)	Kenya Williams (1998-99)

MOST THREE-POINT FIELD GOALS MADE

86	Danielle Donehew (1998-99)
85	Kaela Davis (2013-14)
81	Chioma Nnamaka (2006-07)
74	Alex Montgomery (2010-11)
73	Danielle Donehew (1999-00)
72	Alex Montgomery (2008-09)

MOST 3-POINT FIELD GOALS ATTEMPTED

246	Kaela Davis (2013-14)
235	Kaela Davis (2014-15)
223	Chioma Nnamaka (2006-07)
217	Danielle Donehew (1999-00)
210	Danielle Donehew (1998-99)
209	Alex Montgomery (2010-11)

HIGHEST 3-POINT FIELD GOAL PERCENTAGE

.460 (23-50)	Devony Caldwell (1991-92)
.433 (13-30)	Sheila Wagner (1989-90)
.432 (48-111)	Danielle Donehew (1996-97)
.412 (14-34)	Stephanie Higgs (2003-04)
.401 (71-177)	Karen Lounsbury (1988-89)
.401 (86-210)	Danielle Donehew (1998-99)

MOST FREE THROWS MADE

216	Aaliyah Whiteside (2015-16)
155	Joyce Pierce (1991-92)

146	Stephanie Higgs (2006-07)
145	Ida Neal (1988-89)
139	Aaliyah Whiteside (2014-15)
138	Joyce Pierce (1992-93)
137	Joyce Pierce (1990-91)

MOST FREE THROWS ATTEMPTED

253	Aaliyah Whiteside (2015-16)
196	Sonja Mallory (2002-03)
191	Joyce Pierce (1991-92)
191	Niesha Butler (1998-99)
190	Ida Neal (1988-89)
183	Stephanie Higgs (2006-07)

BEST FREE THROW PERCENTAGE

.864 (76-88)	Betsy Foy (1997-98)
.858 (91-106)	Karen Lounsbury (1989-90)
.854 (216-253)	Aaliyah Whiteside (2015-16)
.851 (103-121)	Alex Stewart (2002-03)
.841 (138-164)	Joyce Pierce (1992-93)
.836 (56-67)	Janie Mitchell (2005-06)

MOST REBOUNDS

420	Bonnie Tate (1976-77)
335	Rodreka Rogers (2014-15)
333	Bonnie Tate (1977-78)
310	Dolores Bootz (1986-87)
300	Alex Montgomery (2010-11)
298	Joyce Pierce (1991-92)

HIGHEST REBOUNDING AVERAGE

16.2	Bonnie Tate (1976-77)
13.9	Bonnie Tate (1977-78)
11.6	Dolores Bootz (1985-86)
11.5	Dolores Bootz (1985-86)
11.4	Bonnie Tate (1978-79)

MOST ASSISTS

220	Tiffany Martin (1995)
199	Ida Neal (1988-89)
173	Carmen Davis (1989-90)
172	Alex Stewart (2002-03)
165	Alex Stewart (2003-04)

HIGHEST ASSIST AVERAGE

7.9	Nina Bärin (2001-02)
7.3	Tiffany Martin (1994-95)
7.1	Ida Neal (1988-89)
5.8	Carmen Davis (1989-90)
5.7	Alex Stewart (2003-04)

MOST STEALS

118	Jacqua Williams (2007-08)
109	Jacqua Williams (2008-09)
101	Jill Ingram (2007-08)
95	Jacqua Williams (2006-07)
92	Kisha Ford (1993-94)

MOST BLOCKED SHOTS

80	Dolores Bootz (1987-88)
70	Kasha Terry (2003-04)
68	Dolores Bootz (1985-86)
65	Joannah Kauffman (1997-98)
58	Sonja Mallory (2001-02)

MOST GAMES PLAYED

35	Four players (2011-12)
35	Four players (2010-11)
34	Seven players (2010-11, 2014-15)
33	Four players (2015-16)
33	Five players (2006-07)
33	Six players (1991-92)

MOST DOUBLE-DOUBLES

17	Dolores Bootz (1986-87)
17	Dolores Bootz (1985-86)
14	Joyce Pierce (1991-92)
12	Rodreka Rogers (2014-15)

12	Dolores Bootz (1987-88)
12	LeeAnn Woodhull (1979-80)
12	Joyce Pierce (1990-91)
12	Alex Montgomery (2010-11)

OPPONENT GAME RECORDS

MOST POINTS IN A HALF

65	by Valdosta State (12/10/79)
60	by Georgia (12/13/94)
58	by Florida State (2/5/01)
58	by Maryland (2/6/89)
58	by Tennessee (2/2/87)

MOST FIELD GOALS MADE IN A HALF

29	by Valdosta State (12/10/79)
26	by Clemson (2/11/85)
24	by NC State (1/28/99)
24	by Duke (2/27/98)
24	by Georgia (12/13/94)
24	by Maryland (3/5/88)

MOST FIELD GOALS ATTEMPTED IN A HALF

62	by Richmond (1/26/88)
54	by UAB (1/27/87)
54	by NC State (2/13/84)
53	by Albany State (1/28/81)
53	by Valdosta State (12/10/79)

HIGHEST FIELD GOAL PERCENTAGE IN A HALF

.778 (17-22)	by Vanderbilt (1/9/82)
.762 (16-21)	by North Carolina (12/22/05)
.758 (22-29)	by Maryland (12/15/82)
.731 (19-26)	by Clemson (2/22/98)
.731 (19-26)	by Duke (1/27/97)

MOST 3-POINT FIELD GOALS MADE IN A HALF

8	by Duke (1/27/97)
8	by Duke (1/27/05)
8	by NC State (1/26/14)
7	by Green Bay (11/28/14)
7	by Villanova (11/29/14)
7	by Villanova (11/29/14)
7	by Miami (2/21/10)
7	by Iowa State (3/22/08)
7	by Miami (1/13/08)
7	by Charleston Southern (1/30/01)
7	by Virginia (1/30/98)
7	by Duke (2/7/04)
7	by North Carolina (1/13/13)

MOST 3-POINT FIELD GOALS ATTEMPTED IN A HALF

23	by Villanova (11/29/14)
19	by Villanova (11/29/14)
19	by Virginia (1/21/89)
18	by UAB (11/27/87)
18	by Lipscomb (12/29/14)
18	by Syracuse (2/8/15)
17	by St. Francis Brooklyn (12/20/14)
17	by Alabama State (11/11/11)
17	by Charlotte (11/15/02)
17	by Charleston Southern (11/28/97)
17	by Alabama (12/29/92)
17	by Washington (12/21/12)

MOST FREE THROWS MADE IN A HALF

28	by Duke (1/26/91)
23	by Maryland (1/26/06)
23	by Georgia (12/27/01)
22	by Tennessee (2/2/87)
21	by Davidson (12/3/97)
21	by Georgia (12/15/93)
21	by FIU (12/30/12)

MOST FREE THROWS ATTEMPTED IN A HALF

36	by Duke (1/26/91)
30	by Maryland (1/26/06)
28	by Georgia State (11/23/99)
28	by Georgia (12/15/93)

RECORDS

28 by Campbell (12/20/90)

MOST POINTS SCORED

113 by Georgia (12/13/94)
113 by Valdosta State (12/10/79)
111 by Morris Brown (1/23/93)
107 by Virginia (1/23/93)
106 by Maryland (2/6/89)

MOST FIELD GOALS MADE

47 by Valdosta State (12/10/79)
46 by Maryland (3/5/88)
46 by North Carolina (1/6/83)
45 by Maryland (2/6/89)
43 by Georgia (12/13/94)
43 by NC State (2/7/86)

MOST FIELD GOALS ATTEMPTED

98 by Richmond (11/26/88)
96 by Valdosta State (12/10/79)
95 by Albany State (1/3/80)
94 by Albany State (1/14/81)
93 by Virginia (11/24/85)

HIGHEST FIELD GOAL PERCENTAGE

.660 (33-50) by Duke (1/27/97)
.636 (42-66) by Virginia (1/23/93)
.630 (46-73) by Maryland (3/5/88)
.626 (42-67) by Maryland (12/15/82)
.626 (42-67) by NC State (2/8/80)

MOST 3-POINT FIELD GOALS MADE

14 by Villanova (11/29/14)
13 by Duke (1/17/05)
12 by NC State (2/12/15)
12 by Princeton (12/21/03)
12 by Alabama (12/29/92)
11 by Notre Dame (12/30/15)
11 by Pitt (1/18/15)
11 by Virginia (2/11/02)
11 by Charleston Southern (1/30/01)
11 by Charleston Southern (11/28/97)

MOST 3-POINT FIELD GOALS ATTEMPTED

42 by Villanova (11/29/14)
33 by Lipscomb (12/29/14)
32 by Syracuse (2/7/16)
32 by Charleston Southern (11/28/97)
32 by Washington (12/21/12)
31 by Elon (11/26/99)
30 by Green Bay (11/26/11)
30 by Charlotte (11/15/02)
30 by Southern Mississippi (3/16/00)
30 by Chattanooga (12/16/98)

HIGHEST 3-POINT FIELD GOAL PERCENTAGE

.875 (7-8) by Fordham (12/6/87)
.833 (10-12) by Florida State (12/5/01)
.800 (4-5) by Florida State (1/18/93)
.800 (4-5) by Wake Forest (1/8/89)
.714 (10-14) by Duke (1/7/99)
.714 (5-7) by Florida State (1/31/96)

MOST FREE THROWS MADE

36 by Maryland (1/20/08)
36 by Duke (1/26/91)
35 by Virginia (3/2/08)
35 by Maryland (1/19/14)
33 by Florida State (1/31/96)
33 by Maryland (1/26/06)

MOST FREE THROWS ATTEMPTED

51 by Florida State (1/31/96)
46 by Virginia (3/2/08)
46 by Duke (1/26/91)
44 by Maryland (1/20/08)
44 by Georgia (12/27/01)

HIGHEST FREE THROW PERCENTAGE

1.000 (19-19) by NC State (1/3/85)

1.000 (11-11) by Duke (2/18/95)
1.000 (10-10) by Elon (11/26/99)
1.000 (8-8) by Boston College (1/25/07)
1.000 (6-6) by Virginia Tech (3/22/03)

MOST REBOUNDS

67 by Richmond (11/26/88)
67 by Georgia (11/25/80)
65 by Tennessee (1/17/13)
63 by Albany State (1/14/81)
62 by Valdosta State (12/10/79)

MOST ASSISTS

33 by Virginia (1/10/01)
33 by NC State (2/7/86)
32 by NC State (1/4/91)
32 by NC State (1/7/89)
31 by Virginia (1/23/91)

MOST BLOCKED SHOTS

15 by Tulsa (12/12/04)
15 by Virginia (1/20/96)
14 by Virginia (1/14/99)
13 by Duke (1/17/05)
13 by Duke (3/7/14)
12 by North Carolina (1/13/13)
12 by North Carolina (3/5/15)
11 by Alabama State (12/17/14)
11 by Pitt (1/18/15)
11 by Duke (2/26/15)

MOST STEALS

29 by Mercer (1/7/80)
26 by Valdosta State (12/10/79)
25 by Georgia (12/4/82)
25 by Clemson (1/31/80)
22 by Syracuse (2/7/16)
22 by North Carolina (2/27/85)
22 by Virginia (2/16/85)

MOST TURNOVERS

43 by East Tennessee State (2/9/94)
42 by Georgia State (12/14/93)
40 by Utah State (12/15/86)
39 by Kennesaw State (11/19/08)
39 by Covenant (12/1/81)
37 by Virginia Tech (2/29/08)
37 by Furman (1/14/80)
37 by Marquette (11/18/12)

OPPONENT 100+ POINT GAMES

113 by Georgia (12/13/94)
113 by Valdosta State (12/10/79)
107 by Virginia (1/23/93)
106 by Maryland (2/6/89)
103 by Virginia (3/2/08)
103 by Alabama (12/29/92)
103 by Clemson (1/31/80)
102 by Maryland (3/5/88)
100 by Duke (2/27/98)
100 by NC State (1/7/89)
100 by Tennessee (2/2/87)
100 by Georgia (11/29/84)

OPPONENT SEASON RECORDS

MOST POINTS SCORED

2,297 1991-92 (33 games)
2,295 2013-14 (32 games)
2,276 2014-15 (34 games)
2,267 1989-90 (30 games)
2,221 1988-89 (28 games)
2,152 1990-91 (28 games)

MOST FIELD GOALS MADE

870 1982-83
866 1988-89
864 1987-88
860 1985-86

854 1991-92

MOST FIELD GOALS ATTEMPTED

2,062 1991-92
2,061 2015-14
2,018 1988-89
1,998 2011-12
1,969 1982-83
1,963 2013-14

HIGHEST FIELD GOAL PERCENTAGE

.460 (860-1869) 1985-86
.456 (852-1870) 1979-80
.452 (853-1889) 1989-90
.448 (705-1575) 1981-82
.442 (870-1969) 1982-83

MOST THREE-POINTERS MADE

222 2014-15
169 2015-16
154 2010-11
153 2002-03
151 2003-04
149 2000-01
144 2009-10
144 2001-02

MOST THREE-POINTERS ATTEMPTED

664 2014-15
575 2015-16
508 2010-11
507 2009-10
499 1999-00
489 2011-12
487 2013-14
469 2006-07
458 2007-08

HIGHEST 3-POINT FIELD GOAL PERCENTAGE

.405 (62-153) 1987-88
.380 (82-216) 1989-90
.368 (153-416) 2002-02
.353 (149-422) 2000-01
.347 (151-435) 2003-04

MOST FREE THROWS MADE

548 2013-14
492 1991-92
479 1989-90
450 2012-13
448 1990-91

MOST FREE THROWS ATTEMPTED

801 2013-14
731 1991-92
710 1989-90
701 2012-13
690 1990-91

HIGHEST FREE THROW PERCENTAGE

.706 (308-436) 2004-05
.704 (388-551) 2014-15
.697 (397-570) 1983-84
.692 (408-590) 2006-07
.691 (381-551) 2007-08
.690 (407-590) 2008-09
.689 (430-629) 2005-06

MOST REBOUNDS

1,304 1980-81
1,304 1988-89
1,289 1991-92
1,257 1989-90
1,255 2013-14
1,240 2011-12

MOST ASSISTS

521 1989-90

RECORDS

494	1988-89
483	2014-15
477	1991-92
475	1987-88
474	1999-00

MOST BLOCKED SHOTS

147	2012-13
146	2010-11
135	2011-12
133	2006-07
133	2014-15
123	2008-09
119	2009-10
112	2015-16
109	1983-84

MOST STEALS

387	1979-80
334	1984-85
300	1988-89
297	1997-98
292	2012-13
290	2010-11
287	2011-12
287	1991-92

RECORDS

CAREER LEADERS

POINTS

1.	Tyaunna Marshall (2011-14)	2,129
2.	Kisha Ford (1994-97)	1,955
3.	Karen Lounsbury (1989-92)	1,743
4.	Dolores Bootz (1985-88)	1,723
5.	Carla Munnion (1995-98)	1,671
6.	Chioma Nnamaka (2005-08)	1,593
7.	Aaliyah Whiteside (2012-16)	1,580
8.	Alex Montgomery (2008-11)	1,565
9.	Joyce Pierce (1991-93)	1,557
10.	Janie Mitchell (2005-08)	1,422
	Kate Brandt (1981-84)	1,422

SCORING AVERAGE

1.	Dolores Bootz (1985-88)	18.9
	Kaela Davis (2014-15)	18.9
2.	Joyce Pierce (1991-93)	18.8
3.	Kisha Ford (1994-97)	17.9
4.	Niesha Butler (1999-02)	16.3
	Tyaunna Marshall (2011-14)	16.3
6.	Carla Munnion (1995-98)	14.9
7.	Karen Lounsbury (1989-92)	14.6
8.	Bonnie Tate (1977-79)	14.5
9.	LeeAnn Woodhull (1980-83)	13.6
10.	Chioma Nnamaka (2005-08)	13.3
	Kate Brandt (1981-84)	13.3

FIELD GOALS MADE

1.	Tyaunna Marshall (2011-14)	878
2.	Kisha Ford (1994-97)	780
3.	Dolores Bootz (1985-88)	730
4.	Karen Lounsbury (1989-92)	609
5.	Carla Munnion (1995-98)	601
6.	Kate Brandt (1981-84)	575
7.	Janie Mitchell (2005-08)	560
8.	Chioma Nnamaka (2005-08)	558
9.	Joyce Pierce (1991-93)	553
10.	Alex Montgomery (2008-11)	551

FIELD GOALS ATTEMPTED

1.	Tyaunna Marshall (2011-14)	1,902
2.	Kisha Ford (1994-97)	1,740
3.	Carla Munnion (1995-98)	1,451
4.	Karen Lounsbury (1989-92)	1,438
5.	Chioma Nnamaka (2005-08)	1,422
6.	Alex Montgomery (2008-11)	1,395
7.	Kate Brandt (1981-84)	1,303
8.	Janie Mitchell (2005-08)	1,290
9.	Fallon Stokes (2001-04)	1,275
10.	Aaliyah Whiteside (2012-16)	1,262
11.	Stephanie Higgs (2004-07)	1,245

FIELD GOAL PERCENTAGE

<i>(Minimum 100 made)</i>		
1.	Dolores Bootz (1985-88)	.593 (730-1232)
2.	Kenya Williams (1996-99)	.568 (420-739)
3.	Roddreka Rogers (2012-16)	.562 (381-678)
4.	LeeAnn Woodhull (1980-83)	.527 (471-894)
5.	Chelsea Regins (2009-12)	.522 (186-356)
6.	Aimee Weiss (1990-93)	.520 (474-912)
7.	Theresa Gernatt (1988-91)	.514 (273-515)
8.	Joyce Pierce (1991-93)	.500 (553-1107)
9.	Mandy Miller (1987-88)	.489 (108-221)
10.	Brigitte Ardossi (2007-10)	.483 (360-746)

FREE THROWS MADE

1.	Aaliyah Whiteside (2012-16)	502
2.	Joyce Pierce (1991-93)	430
3.	LeeAnn Woodhull (1980-83)	360
4.	Tyaunna Marshall (2011-14)	353
5.	Kisha Ford (1993-97)	359
6.	Stephanie Higgs (2004-07)	345
7.	Ida Neal (1986-89)	340
8.	Karen Lounsbury (1989-92)	320
9.	Carla Munnion (1995-98)	300
10.	Jaime Kruppa (1997-01)	289

FREE THROWS ATTEMPTED

1.	Aaliyah Whiteside (2012-16)	616
2.	Tyaunna Marshall (2011-14)	572
3.	LeeAnn Woodhull (1980-83)	550
4.	Joyce Pierce (1991-93)	537
5.	Kisha Ford (1993-97)	522
6.	Sonja Mallory (2000-03)	483
7.	Ida Neal (1986-89)	475
8.	Stephanie Higgs (2004-07)	460
9.	Sasha Goodlett (2009-12)	425
10.	Jaime Kruppa (1997-2001)	420
11.	Fallon Stokes (2001-04)	403

FREE THROW PERCENTAGE

<i>(Minimum 100 made)</i>		
1.	Selena Baldwin (1990-93)	.820 (146-178)
2.	Aaliyah Whiteside (2012-16)	.815 (502-616)
3.	Karen Lounsbury (1989-92)	.814 (320-393)
4.	Joyce Pierce (1991-93)	.801 (430-537)
5.	Kaela Davis (2014-15)	.781 (235-301)
6.	Alex Stewart (2000-04)	.777 (269-346)
7.	Brigitte Ardossi (2007-10)	.776 (281-362)
8.	Devony Caldwell (1990-93)	.775 (238-307)
9.	Alex Montgomery (2008-11)	.774 (226-292)
10.	Kim Crawford (1983-86)	.766 (134-175)

THREE-POINT FIELD GOALS MADE

1.	Chioma Nnamaka (2005-08)	269
2.	Danielle Donehew (1997-00)	241
3.	Alex Montgomery (2008-11)	237
4.	Karen Lounsbury (1989-92)	205
5.	Carla Munnion (1995-98)	169
6.	Sydney Wallace (2012-15)	167
7.	Kaela Davis (2014-15)	153
8.	Megan Isom (2002-04)	135
9.	Metra Walthour (2009-12)	125
10.	Aaliyah Whiteside (2012-16)	108

THREE-POINT FIELD GOALS ATTEMPTED

1.	Chioma Nnamaka (2005-08)	733
2.	Alex Montgomery (2008-11)	686
3.	Danielle Donehew (1997-00)	659
4.	Karen Lounsbury (1989-92)	550
5.	Carla Munnion (1995-98)	540
6.	Sydney Wallace (2012-15)	485
7.	Kaela Davis (2014-15)	481
8.	Megan Isom (2002-04)	420
9.	Metra Walthour (2009-12)	392
10.	Aaliyah Whiteside (2012-16)	361

THREE-POINT PERCENTAGE

<i>(Minimum 50 attempts)</i>		
1.	Marielle Walker (1985-88)	.458 (49-107)
2.	Devony Caldwell (1990-93)	.397 (69-174)
3.	Ida Neal (1986-89)	.393 (33-84)
4.	Karen Lounsbury (1989-92)	.373 (205-550)
5.	Irene Gari (2015-16)	.371 (26-70)
6.	Chioma Nnamaka (2005-08)	.367 (269-733)
7.	Selena Baldwin (1990-93)	.367 (101-275)
8.	Danielle Donehew (1997-00)	.366 (241-659)
9.	Alex Montgomery (2008-11)	.345 (237-686)
10.	Sydney Wallace (2012-15)	.344 (167-485)

REBOUNDS

1.	Bonnie Tate (1977-79)	1,039
2.	Dolores Bootz (1985-88)	978
3.	Roddreka Rogers (2012-16)	963
4.	Kisha Ford (1994-97)	871
5.	Tyaunna Marshall (2011-14)	850
6.	Alex Montgomery (2008-11)	837
7.	Cindy Cochran (1982-85)	804
	Regina Tate (1998-2002)	801
	LeeAnn Woodhull (1980-83)	801
9.	Joyce Pierce (1991-93)	764
10.	Sasha Goodlett (2009-12)	760

REBOUNDING AVERAGE

1.	Bonnie Tate (1977-79)	13.9
2.	Dolores Bootz (1985-88)	10.7
3.	Joyce Pierce (1991-93)	9.2

4.	LeeAnn Woodhull (1980-83)	8.3
5.	Kisha Ford (1994-97)	8.0
6.	Melinda Ryan (1978-80)	7.6
	Cindy Cochran (1982-85)	7.6
8.	Roddreka Rogers (2012-16)	7.5
9.	Teresa Lopez (1979-81)	7.4
10.	Jan Chandler (1974-76)	7.2

ASSISTS

1.	Tiffany Martin (1994-97)	559
2.	Ida Neal (1986-89)	508
3.	Alex Stewart (2000-04)	505
4.	Dawnn Maye (2011-14)	412
5.	Tory Ehle (1984-87)	402
6.	Metra Walthour (2009-12)	389
7.	Carmen Davis (1990-92)	357
8.	Jill Ingram (2005-08)	345
9.	Kisha Ford (1994-97)	335
10.	Nina Bärin (2000-03)	331

HIGHEST ASSIST AVERAGE

1.	Tiffany Martin (1994-97)	5.3
2.	Ida Neal (1986-89)	4.7
3.	Nina Bärin (1999-03)	4.4
	Carmen Davis (1990-92)	4.4
5.	Alex Stewart (2000-04)	4.2
6.	Tory Ehle (1984-87)	3.7
7.	Anita Malone (1982-86)	3.6
8.	Dawnn Maye (2011-14)	3.3
	Niesha Butler (1998-02)	3.3
10.	Kisha Ford (1994-97)	3.1

STEALS

<i>(Since 1979)</i>		
1.	Jacqua Williams (2006-09)	370
2.	Tyaunna Marshall (2011-14)	282
3.	Kisha Ford (1994-97)	278
	Tiffany Martin (1994-97)	278
5.	Jill Ingram (2005-08)	272
6.	Dawnn Maye (2011-14)	250
7.	Alex Montgomery (2008-11)	226
8.	Kate Brandt (1981-84)	215
9.	Metra Walthour (2009-12)	211
10.	Aimee Weiss (1990-93)	200

BLOCKED SHOTS

<i>(Since 1979)</i>		
1.	Dolores Bootz (1985-88)	245
2.	Kasha Terry (2003-06)	195
3.	Sonja Mallory (2000-03)	173
4.	Joannah Kauffman (1995-98)	170
5.	Sasha Goodlett (2009-12)	127
6.	Kathy Dorth (1993-97)	98
7.	Aimee Weiss (1990-93)	93
8.	Allison Echols (1989-92)	85
9.	LeeAnn Woodhull (1980-83)	72
10.	Nariah Taylor (2013-15)	65

GAMES PLAYED

1.	Mo Bennett (2009-12)	134
	Sasha Goodlett (2009-12)	134
3.	Tyaunna Marshall (2011-14)	131
4.	Brigitte Ardossi (2007-10)	130
5.	Metra Walthour (2009-12)	128
	Roddreka Rogers (2012-16)	128
7.	Chelsea Regins (2009-12)	127
	Aaliyah Whiteside (2012-16)	127
9.	Alex Montgomery (2008-11)	124
10.	Jacqua Williams (2006-09)	123
	Dawnn Maye (2011-14)	123
12.	LaQuanisha Adams (2009-12)	122

MINUTES PLAYED

1.	Tyaunna Marshall (2011-14)	3,935
2.	Kisha Ford (1994-97)	3,823
3.	Karen Lounsbury (1989-92)	3,763
4.	Aaliyah Whiteside (2012-16)	3,643
5.	Alex Montgomery (2008-11)	3,576
6.	Tiffany Martin (1994-97)	3,555
7.	Metra Walthour (2009-12)	3,532

RECORDS BY CLASS

8.	Sasha Goodlett (2009-12)	3,522
9.	Chioma Nnamaka (2005-08)	3,511
10.	Carla Munnion (1995-98)	3,482

FRESHMAN

Points			
Player (Year)	G	#	Avg.
1. Kaela Davis (2013-14)	32	594	18.6
2. Karen Lounsbury (1988-89)	28	539	19.3
3. Niesha Butler (1998-99)	27	521	19.3
4. Tyaunna Marshall (2010-11)	35	475	13.6
5. Carla Munnion (1994-95)	30	473	15.8
6. Kisha Ford (1993-94)	27	437	16.2
7. Zaire O'Neil (2014-15)	31	350	11.3
8. Kate Brandt (1980-81)	26	346	13.3
9. Chioma Nnamaka (2004-05)	27	344	12.7
10. LeeAnn Woodhull (1979-80)	23	336	14.6

Rebounds			
Player (Year)	G	#	Avg.
1. LeeAnn Woodhull (1979-80)	23	248	10.8
2. Cindy Cochran (1981-82)	25	236	9.4
3. Kisha Ford (1993-94)	27	233	8.6
4. Aimee Weiss (1989-90)	30	189	6.3
5. Zaire O'Neil (2014-15)	31	180	5.8
Kaela Davis (2013-14)	32	180	5.6
7. Carla Munnion (1994-95)	30	176	5.9
8. Janice James (1983-84)	28	169	6.0
9. Alex Montgomery (2007-08)	31	168	5.4
10. Roddreka Rogers (2012-13)	29	162	5.6

Assists			
Player (Year)	G	#	Avg.
1. Carmen Davis (1989-90)	30	173	5.8
2. Niesha Butler (1998-99)	27	120	4.4
3. Nina Bärin (1999-00)	31	117	3.8
4. Kisha Ford (1993-94)	27	108	4.0
5. Ida Neal (1985-86)	27	97	3.6
6. Tory Ehle (1983-84)	28	91	3.3
7. Tiffany Martin (1993-94)	23	77	3.4
8. Alex Stewart (1999-00)	31	73	2.4
9. Jill Ingram (2004-05)	27	71	2.6
10. Mary Giamburro (1979-80)	25	70	2.8

Blocked Shots			
Player (Year)	G	#	Avg.
1. Joannah Kauffman (1994-95)	28	49	1.8
2. Dolores Bootz (1984-85)	14	41	2.9
3. Kasha Terry (2002-03)	30	40	1.3
4. Zaire O'Neil (2014-15)	31	36	1.2
5. Sasha Goodlett (2008-09)	32	30	0.9
6. Allison Echols (1988-89)	27	29	1.1
Aimee Weiss (1989-90)	30	29	1.0
8. Alex Montgomery (2007-08)	31	25	0.8
9. LeeAnn Woodhull (1979-80)	23	21	0.9
Kathy Dortch (1992-93)	26	21	0.8

Steals			
Player (Year)	G	#	Avg.
1. Kisha Ford (1993-94)	27	92	3.4
2. Tyaunna Marshall (2010-11)	35	59	1.7
3. Tiffany Martin (1993-94)	23	56	2.4
Nina Bärin (1999-00)	31	56	1.9
5. Jill Ingram (2004-05)	27	53	2.0
Alex Montgomery (2007-08)	31	53	1.7
7. Anita Malone (1981-82)	24	52	2.2
Aimee Weiss (1989-90)	30	52	1.7
9. Jacquie Williams (2005-06)	27	48	1.8
10. Ciani Cryor (2015-16)	29	48	1.7
11. Kate Brandt (1980-81)	26	47	1.8
Niesha Butler (1998-99)	27	47	1.7

SOPHOMORE

Points			
Player (Year)	G	#	Avg.
1. Kaela Davis (2014-15)	34	652	19.2
2. Kisha Ford (1994-95)	28	521	18.6
3. Tyaunna Marshall (2011-12)	35	503	14.4
4. Joyce Pierce (1990-91)	26	502	19.3
5. Karen Lounsbury (1989-90)	30	495	16.5
6. Carla Munnion (1995-96)	27	465	17.2
7. Niesha Butler (2000-01)	28	438	15.6
8. Dolores Bootz (1985-86)	23	417	18.1
9. Alex Montgomery (2008-09)	30	410	13.7
10. Chioma Nnamaka (2005-06)	29	360	12.4

Rebounds			
Player (Year)	G	#	Avg.
1. Dolores Bootz (1985-86)	23	266	11.6
2. Joyce Pierce (1990-91)	26	247	9.5
3. Regina Tate (1998-99)	27	236	8.7
4. Theresa Gernatt (1988-89)	28	228	8.1
5. Cindy Cochran (1982-83)	26	221	8.5
6. Tyaunna Marshall (2011-12)	35	216	6.2
7. Kirsten Weinert (1983-84)	28	212	7.6
Roddreka Rogers (2013-14)	32	212	6.6
9. LeeAnn Woodhull (1980-81)	21	204	9.7
10. Alex Montgomery (2008-09)	30	202	6.7

Assists			
Player (Year)	G	#	Avg.
1. Tiffany Martin (1994-95)	30	220	7.3
2. Dawnn Maye (2011-12)	34	128	3.8
3. Tory Ehle (1984-85)	27	112	4.1
4. Ida Neal (1986-87)	27	106	3.9
5. Anita Malone (1982-83)	28	102	3.6
6. Kim Crawford (1984-85)	27	91	3.4
Metra Walthour (2009-10)	33	91	2.8
8. Alex Stewart (2000-01)	29	90	3.1
9. Jill Ingram (2005-06)	27	87	3.2
10. Carmen Davis (1990-91)	20	83	4.2
Kisha Ford (1994-95)	28	83	3.0

Blocked Shots			
Player (Year)	G	#	Avg.
1. Kasha Terry (2003-04)	28	70	2.5
2. Dolores Bootz (1985-86)	23	56	2.4
3. Sonja Mallory (2000-01)	26	41	1.6
4. Joannah Kauffman (1995-96)	27	38	1.4
5. Kathy Dortch (1993-94)	27	37	1.4
6. Nariah Taylor (2013-14)	29	28	0.9
7. LeeAnn Woodhull (1980-81)	21	23	1.1
Sasha Goodlett (2009-10)	33	23	0.7
9. Alex Montgomery (2008-09)	30	21	0.7

Steals			
Player (Year)	G	#	Avg.
1. Jacquie Williams (2006-07)	33	95	2.9
2. Anita Malone (1982-83)	28	802.9	
Dawnn Maye (2011-12)	34	80	2.4
4. Alex Montgomery (2008-09)	30	74	2.5
5. Joyce Pierce (1990-91)	26	67	2.3
6. Jill Ingram (2005-06)	27	64	2.4
7. Deja Foster (2008-09)	31	63	2.0
8. Metra Walthour (2009-10)	33	61	1.9
Tyaunna Marshall (2011-12)	35	61	1.7
10. Imani Tilford (2015-16)	33	61	1.8
11. Iasia Hemingway (2008-09)	32	60	1.9

JUNIOR

Points			
Player (Year)	G	#	Avg.
1. Joyce Pierce (1991-92)	33	596	18.1
2. Tyaunna Marshall (2012-13)	30	542	18.1
3. Dolores Bootz (1986-87)	27	499	18.5
4. Fallon Stokes (2002-03)	31	486	15.7
5. Aaliyah Whiteside (2014-15)	34	456	13.4
6. Kisha Ford (1995-96)	27	448	16.6
7. Chioma Nnamaka (2006-07)	33	429	13.0
8. Janie Mitchell (2006-07)	29	421	14.5
9. Carla Munnion (1996-97)	27	414	15.3
10. Sonja Mallory (2001-02)	29	410	14.1

Rebounds			
Player (Year)	G	#	Avg.
1. Roddreka Rogers (2014-15)	34	335	9.9
2. Dolores Bootz (1986-87)	27	310	11.5
3. Joyce Pierce (1991-92)	33	298	9.0
4. Tyaunna Marshall (2012-13)	30	251	8.4
5. Jaime Kruppa (1999-00)	31	239	7.7
6. Sonja Mallory (2001-02)	29	233	8.0
7. Aaliyah Whiteside (2014-15)	34	216	6.4
8. Teresa Lopez (1980-81)	27	215	8.0
9. Regina Tate (1999-00)	31	210	6.8
10. Milli Martinez (2000-01)	29	202	7.0

Assists			
Player (Year)	G	#	Avg.
1. Alex Stewart (2002-03)	31	172	5.6
2. Dawnn Maye (2012-13)	30	143	4.8
3. Val Avant (1987-88)	27	142	5.3
4. Nina Bärin (2001-02)	17	135	7.9
5. Metra Walthour (2010-11)	35	132	3.8
6. Tiffany Martin (1995-96)	27	123	4.6
7. Deja Foster (2009-10)	33	108	3.3
8. Ida Neal (1987-88)	27	106	3.9
9. Carmen Davis (1991-92)	32	101	3.2
10. Selena Baldwin (1991-92)	33	89	2.7
Sheila Wagner (1988-89)	26	89	3.4

Blocked Shots			
Player (Year)	G	#	Avg.
1. Dolores Bootz (1986-87)	27	68	2.5
2. Sonja Mallory (2001-02)	29	58	2.0
3. Kasha Terry (2004-05)	12	30	2.5
4. Demita Keener (1993-94)	27	29	1.1
5. Allison Echols (1990-91)	28	28	1.0
6. Sasha Goodlett (2010-11)	35	26	0.7
7. Roddreka Rogers (2014-15)	34	25	0.7
8. Kathy Dortch (1995-96)	25	23	0.9
Aimee Weiss (1991-92)	29	23	0.8
10. Jennifer Leachman (1984-85)	27	19	0.7

Steals			
Player (Year)	G	#	Avg.
1. Jacquie Williams (2007-08)	31	118	3.8
2. Tiffany Martin (1995-96)	27	81	3.0
Dawnn Maye (2012-13)	30	81	2.7
Metra Walthour (2010-11)	35	81	2.3
5. Tyaunna Marshall (2012-13)	30	78	2.6
6. Kisha Ford (1995-96)	27	71	2.6
Joyce Pierce (1991-92)	33	71	2.1
8. Megan Isom (2002-03)	31	65	2.1
9. Milli Martinez (2000-01)	29	60	2.1
Alex Stewart (2002-03)	31	60	1.9

SENIOR

Points			
Player (Year)	G	#	Avg.
1. Aaliyah Whiteside (2015-16)	33	644	19.5
2. Tyaunna Marshall (2013-14)	31	609	19.6
3. Dolores Bootz (1987-88)	27	556	20.6
4. Kisha Ford (1996-97)	27	549	20.3
5. Ida Neal (1988-89)	28	538	19.2
6. Brigitte Ardossi (2009-10)	33	532	16.1
7. Janie Mitchell (2007-08)	32	526	16.4
8. Stephanie Higgs (2006-07)	33	509	15.4
9. Sasha Goodlett (2011-12)	35	506	14.5
10. Sonja Mallory (2002-03)	31	503	16.2
11. Marielle Walker (1987-88)	26	490	18.8

Rebounds			
Player (Year)	G	#	Avg.
1. Alex Montgomery (2010-11)	35	300	8.6
2. Sonja Mallory (2002-03)	31	278	9.0
3. Sasha Goodlett (2009-12)	35	268	7.7
4. Roddreka Rogers (2015-16)	33	254	7.7
5. Brigitte Ardossi (2009-10)	33	242	7.3
6. Dolores Bootz (1987-88)	27	238	10.5
7. Aaliyah Whiteside (2015-16)	33	237	7.2
7. Tyaunna Marshall (2013-14)	31	235	7.6
8. Kisha Ford (1996-97)	27	232	8.6
10. Regina Tate (2001-02)	29	226	7.8
11. Joyce Pierce (1992-93)	24	219	9.1
12. Jaime Kruppa (2000-01)	28	208	7.4

Assists			
Player (Year)	G	#	Avg.
1. Ida Neal (1988-89)	28	199	7.1
2. Alex Stewart (2003-04)	29	165	5.7
3. Tiffany Martin (1996-97)	25	139	5.6
4. Metra Walthour (2011-12)	35	131	3.7
5. Shelli Novotny (1997-98)	28	126	4.5
6. Anita Malone (1985-86)	25	123	4.9
7. Tory Ehle (1986-87)	27	119	4.4
8. Milli Martinez (2001-02)	29	113	3.9
9. Jill Ingram (2007-08)	32	111	3.5
10. Selena Baldwin (1992-93)	25	104	4.2

Blocked Shots			
Player (Year)	G	#	Avg.
1. Dolores Bootz (1987-88)	27	80	3.0
2. Joannah Kauffman (1997-98)	28	65	2.3
3. Sonja Mallory (2002-03)	31	57	1.8
4. Kasha Terry (2005-06)	29	55	1.9
5. Sasha Goodlett (2011-12)	35	48	1.4
6. Aimee Weiss (1992-93)	27	28	1.0
7. Tyaunna Marshall (2013-14)	31	20	0.6
8. Marielle Walker (1987-88)	26	19	0.7
9. Kathy Dortch (1996-97)	27	17	0.6
10. Stephanie Higgs (2006-07)	33	17	0.5

Steals			
Player (Year)	G	#	Avg.
1. Jacqua Williams (2008-09)	32	109	3.4
2. Jill Ingram (2007-08)	32	101	3.2
3. Tyaunna Marshall (2013-14)	31	84	2.7
4. Alex Montgomery (2010-11)	35	73	2.1
5. Kate Brandt (1983-84)	28	70	2.5
6. Brigitte Ardossi (2009-10)	33	65	2.0
7. Kisha Ford (1996-97)	27	62	2.3
Ida Neal (1988-89)	28	62	2.2
Stephanie Higgs (2006-07)	33	62	1.9
Kentrina Wilson (2006-07)	32	62	1.9

ANNUAL LEADERS

POINTS

1976-77	Bonnie Tate	353
1977-78	Bonnie Tate	391
1978-79	Bonnie Tate	344
1979-80	LeeAnn Woodhull	336
1980-81	Kate Brandt	346
1981-82	Kate Brandt	344
1982-83	LeeAnn Woodhull	347
1983-84	Kate Brandt	399
1984-85	Kim Crawford	301
1985-86	Dolores Bootz	417
1986-87	Dolores Bootz	499
1987-88	Dolores Bootz	556
1988-89	Karen Lounsbury	539
1989-90	Karen Lounsbury	495
1990-91	Joyce Pierce	502
1991-92	Joyce Pierce	596
1992-93	Joyce Pierce	459
1993-94	Kisha Ford	437
1994-95	Kisha Ford	521
1995-96	Carla Munnion	465
1996-97	Kisha Ford	549
1997-98	Kenya Williams	331
1998-99	Niesha Butler	521
1999-00	Jaime Kruppa	323
2000-01	Niesha Butler	438
2001-02	Sonja Mallory	410
2002-03	Sonja Mallory	503
2003-04	Fallon Stokes	477
2004-05	Stephanie Higgs	359
2005-06	Chioma Nnamaka	360
2006-07	Stephanie Higgs	509
2007-08	Janie Mitchell	526
2008-09	Alex Montgomery	410
2009-10	Brigitte Ardossi	532
2010-11	Alex Montgomery	487
2011-12	Sasha Goodlett	506
2012-13	Tyaunna Marshall	542
2013-14	Tyaunna Marshall	609
2014-15	Kaela Davis	652
2015-16	Aaliyah Whiteside	644

SCORING AVERAGE

1976-77	Bonnie Tate	13.6
1977-78	Bonnie Tate	16.3
1978-79	Bonnie Tate	13.8
1979-80	LeeAnn Woodhull	14.6
1980-81	LeeAnn Woodhull	13.8
1981-82	Kate Brandt	13.8
1982-83	LeeAnn Woodhull	12.9
1983-84	Kate Brandt	14.3
1984-85	Dolores Bootz	17.9
1985-86	Dolores Bootz	18.1
1986-87	Dolores Bootz	18.5
1987-88	Dolores Bootz	20.6
1988-89	Karen Lounsbury	19.3
1989-90	Karen Lounsbury	16.5
1990-91	Joyce Pierce	19.3
1991-92	Joyce Pierce	18.1
1992-93	Joyce Pierce	19.1
1993-94	Kisha Ford	16.2
1994-95	Kisha Ford	18.6
1995-96	Carla Munnion	17.2
1996-97	Kisha Ford	20.3
1997-98	Kenya Williams	11.8
1998-99	Niesha Butler	19.3
1999-00	Jaime Kruppa	10.4
2000-01	Niesha Butler	15.6
2001-02	Sonja Mallory	14.1
2002-03	Sonja Mallory	16.2
2003-04	Fallon Stokes	16.4
2004-05	Stephanie Higgs	13.3
2005-06	Chioma Nnamaka	12.4
2006-07	Stephanie Higgs	15.4
2007-08	Janie Mitchell	16.4
2008-09	Alex Montgomery	13.7
2009-10	Brigitte Ardossi	16.1
2010-11	Alex Montgomery	13.9
2011-12	Sasha Goodlett	14.5
2012-13	Tyaunna Marshall	18.1
2013-14	Tyaunna Marshall	19.6
2014-15	Kaela Davis	19.2
2015-16	Aaliyah Whiteside	19.5

FIELD GOAL PERCENTAGE

<i>(Minimum 50 attempts)</i>		
1976-77	Jan Chandler	.479
1977-78	Bonnie Tate	.512
1978-79	Bonnie Tate	.481
1979-80	LeeAnn Woodhull	.513
1980-81	LeeAnn Woodhull	.605
1981-82	LeeAnn Woodhull	.529
1982-83	LeeAnn Woodhull	.486
1983-84	Kirsten Weinert	.456
1984-85	Dolores Bootz	.585
1985-86	Dolores Bootz	.610
1986-87	Dolores Bootz	.565
1987-88	Dolores Bootz	.609
1988-89	Theresa Gernatt	.536
1989-90	Theresa Gernatt	.539
1990-91	Aimee Weiss	.521
1991-92	Joyce Pierce	.498
1992-93	Aimee Weiss	.550
1993-94	Demietta Keener	.470
1994-95	Demietta Keener	.516
1995-96	Carla Munnion	.450
1996-97	Kenya Williams	.537
1997-98	Kenya Williams	.607
1998-99	Kenya Williams	.568
1999-00	Candice McCallum	.540
2000-01	Sonja Mallory	.515
2001-02	Fallon Stokes	.511
2002-03	Sonja Mallory	.452
2003-04	Jessica Williams	.496
2004-05	Jessica Williams	.414
2005-06	Jessica Williams	.536
2006-07	Brigitte Ardossi	.500
2007-08	Brigitte Ardossi	.500
2008-09	Deja Foster	.466
2009-10	Brigitte Ardossi	.484
2010-11	Chelsea Regins	.536
2011-12	Chelsea Regins	.548
2012-13	Roddreka Rogers	.512
2013-14	Roddreka Rogers	.562
2014-15	Roddreka Rogers	.596
2015-16	Roddreka Rogers	.548

FREE THROW PERCENTAGE

<i>(Minimum 35 attempts)</i>		
1976-77	Lisa Lovett	.615
1977-78	Karen Rainwater	.783
1978-79	Teresa Lopez	.718
1979-80	Jennifer Hendershott	.667
1980-81	Teresa Lopez	.802
1981-82	Kate Brandt	.805
1982-83	Kate Brandt	.826
1983-84	Tory Ehle	.712
1984-85	Dolores Bootz	.785
1985-86	Tory Ehle	.824
1986-87	Marielle Walker	.800
1987-88	Marielle Walker	.797
1988-89	Karen Lounsbury	.826
1989-90	Karen Lounsbury	.851
1990-91	Karen Lounsbury	.803
1991-92	Joyce Pierce	.812
1992-93	Joyce Pierce	.841
1993-94	Kisha Ford	.724
1994-95	Carla Munnion	.738
1995-96	Carla Munnion	.773
1996-97	Carla Munnion	.781
1997-98	Betsy Foy	.864
1998-99	Kenya Williams	.727
1999-00	Amy Lingenfelder	.737
2000-01	Alex Stewart	.800
2001-02	Nefertiti Walker	.788
2002-03	Alex Stewart	.851
2003-04	Megan Harpring	.895
2004-05	Chioma Nnamaka	.794
2005-06	Janie Mitchell	.836
2006-07	Kentrina Wilson	.816
2007-08	Chioma Nnamaka	.762
2008-09	Brigitte Ardossi	.819
2009-10	Brigitte Ardossi	.829
2010-11	Alex Montgomery	.802
2011-12	Metra Walthour	.747
2012-13	Brittany Jackson	.750
2013-14	Kaela Davis	.801

2014-15	Aaliyah Whiteside	.832
2015-16	Aaliyah Whiteside	.854

3-POINT FG PERCENTAGE

1986-87	Haa Ju Moon (2-12)	.167
1987-88	Marielle Walker (49-107)	.458
1988-89	Karen Lounsbury (71-177)	.401
1989-90	Karen Lounsbury (66-167)	.395
1990-91	Devony Caldwell (21-52)	.404
1991-92	Devony Caldwell (23-50)	.460
1992-93	Selena Baldwin (40-103)	.388
1993-94	Tiffany Martin (10-34)	.294
1994-95	Dawn Smith (16-46)	.348
1995-96	Carla Munnion (30-100)	.300
1996-97	Danielle Donehaw (48-111)	.432
1997-98	Carla Munnion (54-160)	.338
1998-99	Danielle Donehaw (86-210)	.410
1999-00	Amy Lingenfelder (35-95)	.368
2000-01	Niesha Butler (27-84)	.321
2001-02	Megan Isom (30-91)	.330
2002-03	Megan Isom (58-170)	.341
2003-04	Stephanie Higgs (14-34)	.412
2004-05	Chioma Nnamaka (39-116)	.336
2005-06	Chioma Nnamaka (57-156)	.365
2006-07	Chioma Nnamaka (81-223)	.363
2007-08	Chioma Nnamaka (92-238)	.387
2008-09	Alex Montgomery (72-200)	.360
2009-10	Alex Montgomery (59-182)	.324
2010-11	Metra Walthour (51-142)	.359
2011-12	Sydney Wallace (45-115)	.391
2012-13	Brittany Jackson (39-109)	.358
2013-14	Kaela Davis (85-246)	.346
2014-15	Sydney Wallace (25-69)	.362
2015-16	Dejoria Howard (8-17)	.471

REBOUNDS

1976-77	Bonnie Tate	420
1977-78	Bonnie Tate	333
1978-79	Bonnie Tate	286
1979-80	LeeAnn Woodhull	248
1980-81	Teresa Lopez	215
1981-82	Cindy Cochran	236
1982-83	Cindy Cochran	221
1983-84	Kirsten Weinert	212
1984-85	Cindy Cochran	166
1985-86	Dolores Bootz	266
1986-87	Dolores Bootz	310
1987-88	Dolores Bootz	283
1988-89	Theresa Gernatt	228
1989-90	Theresa Gernatt	192
1990-91	Joyce Pierce	247
1991-92	Joyce Pierce	298
1992-93	Joyce Pierce	219
1993-94	Kisha Ford	233
1994-95	Kisha Ford	234
1995-96	Kisha Ford	172
1996-97	Kisha Ford	232
1997-98	Kenya Williams	198
1998-99	Regina Tate	236
1999-00	Jaime Kruppa	239
2000-01	Jaime Kruppa	208
2001-02	Sonja Mallory	233
2002-03	Sonja Mallory	278
2003-04	Fallon Stokes	187
2004-05	Jessica Williams	184
2005-06	Janie Mitchell	191
2006-07	Janie Mitchell	200
2007-08	Janie Mitchell	202
2008-09	Alex Montgomery	202
2009-10	Brigitte Ardossi	242
2010-11	Alex Montgomery	300
2011-12	Sasha Goodlett	268
2012-13	Tyaunna Marshall	251
2013-14	Tyaunna Marshall	235
2014-15	Roddreka Rogers	335
2015-16	Roddreka Rogers	254

REBOUNDING AVERAGE

1976-77	Bonnie Tate	16.2
1977-78	Bonnie Tate	13.9
1978-79	Bonnie Tate	11.4
1979-80	LeeAnn Woodhull	10.8
1980-81	LeeAnn Woodhull	9.7

1981-82	Cindy Cochran	9.4
1982-83	Cindy Cochran	8.5
1983-84	Kirsten Weinert	7.6
1984-85	Dolores Bootz	8.5
1985-86	Dolores Bootz	11.6
1986-87	Dolores Bootz	11.5
1987-88	Dolores Bootz	10.5
1988-89	Theresa Gernatt	8.1
1989-90	Theresa Gernatt	6.4
1990-91	Joyce Pierce	9.5
1991-92	Joyce Pierce	9.0
1992-93	Joyce Pierce	9.1
1993-94	Kisha Ford	8.6
1994-95	Kisha Ford	8.4
1995-96	Kisha Ford	6.4
1996-97	Kisha Ford	8.6
1997-98	Kenya Williams	7.1
1998-99	Regina Tate	8.7
1999-00	Jaime Kruppa	7.7
2000-01	Jaime Kruppa	7.4
2001-02	Sonja Mallory	8.0
2002-03	Sonja Mallory	9.0
2003-04	Fallon Stokes	6.4
2004-05	Jessica Williams	6.8
2005-06	Janie Mitchell	6.6
2006-07	Janie Mitchell	6.9
2007-08	Janie Mitchell	6.3
2008-09	Alex Montgomery	6.7
2009-10	Brigitte Ardossi	7.3
2010-11	Alex Montgomery	8.6
2011-12	Sasha Goodlett	7.7
2012-13	Tyaunna Marshall	8.4
2013-14	Tyaunna Marshall	7.6
2014-15	Roddreka Rogers	9.9
2015-16	Roddreka Rogers	7.7

ASSISTS

1979-80	Mary Giambruno	70
1980-81	Karen Rainwater	96
1981-82	Kate Brandt	72
1982-83	Anita Malone	102
1983-84	Kate Brandt	100
1984-85	Tory Ehle	112
1985-86	Anita Malone	123
1986-87	Tory Ehle	119
1987-88	Val Avant	142
1988-89	Ida Neal	199
1989-90	Carmen Davis	173
1990-91	Carmen Davis	83
1991-92	Carmen Davis	101
1992-93	Selena Baldwin	104
1993-94	Kisha Ford	108
1994-95	Tiffany Martin	220
1995-96	Tiffany Martin	123
1996-97	Tiffany Martin	100
1997-98	Shelli Novotny	126
1998-99	Niesha Butler	120
1999-00	Nina Bärin	117
2000-01	Alex Stewart	90
2001-02	Nina Bärin	135
2002-03	Alex Stewart	172
2003-04	Alex Stewart	165
2004-05	Jill Ingram	71
2005-06	Jill Ingram	87
2006-07	Stephanie Higgs	87
2007-08	Jill Ingram	111
2008-09	Jacqua Williams	104
2009-10	Deja Foster	108
2010-11	Metra Walthour	132
2011-12	Metra Walthour	131
2012-13	Dawnn Maye	143
2013-14	Dawnn Maye	100
2014-15	Aaliyah Whiteside	77
2015-16	Aaliyah Whiteside	90

STEALS

1979-80	Melinda Ryan	43
1980-81	Kate Brandt	44
1981-82	Kate Brandt	53
1982-83	Anita Malone	80
1983-84	Kate Brandt	70
1984-85	Tory Ehle	53
1985-86	Anita Malone	55

ANNUAL LEADERS

1986-87	Marielle Walker	39
1987-88	Marielle Walker	41
1988-89	Ida Neal	62
1989-90	Aimee Weiss	52
1990-91	Joyce Pierce	67
1991-92	Joyce Pierce	71
1992-93	Aimee Weiss	57
1993-94	Kisha Ford	92
1994-95	Tiffany Martin	90
1995-96	Tiffany Martin	81
1996-97	Kisha Ford	62
1997-98	Carla Munnion	29
1998-99	Jaime Kruppa	48
1999-00	Jaime Kruppa	58
	Regina Tate	58
2000-01	Milli Martinez	60
2001-02	Milli Martinez	51
2002-03	Megan Isom	65
2003-04	Alex Stewart	49
2004-05	Jill Ingram	53
2005-06	Jill Ingram	64
2006-07	Jacqua Williams	95
2007-08	Jacqua Williams	118
2008-09	Jacqua Williams	109
2009-10	Brigitte Ardossi	65
2010-11	Metra Walhour	81
2011-12	Dawnn Maye	80
2012-13	Dawnn Maye	81
2013-14	Tyaunna Marshall	84
2014-15	Kaela Davis	51
2015-16	Imani Tilford	61

BLOCKED SHOTS

1979-80	LeeAnn Woodhull	21
1980-81	LeeAnn Woodhull	23
1981-82	LeeAnn Woodhull	17
1982-83	Kirsten Weinert	16
1983-84	Kirsten Weinert	20
1984-85	Dolores Bootz	41
1985-86	Dolores Bootz	56
1986-87	Dolores Bootz	68
1987-88	Dolores Bootz	80
1988-89	Allison Echols	29
1989-90	Aimee Weiss	29
1990-91	Allison Echols	28
1991-92	Lara Kauffman	23
1992-93	Aimee Weiss	28
1993-94	Kathy Dortch	37
1994-95	Joannah Kauffman	49
1995-96	Joannah Kauffman	38
1996-97	Joannah Kauffman	18
1997-98	Joannah Kauffman	65
1998-99	Niesha Butler	20
1999-00	Sonja Mallory	17
2000-01	Sonja Mallory	41
2001-02	Sonja Mallory	58
2002-03	Sonja Mallory	57
2003-04	Kasha Terry	70
2004-05	Kasha Terry	30
2005-06	Kasha Terry	55
2006-07	Tiffany Blackmon	17
2007-08	Alex Montgomery	25
2008-09	Sasha Goodlett	30
2009-10	Sasha Goodlett	23
2010-11	Sasha Goodlett	26
2011-12	Sasha Goodlett	48
2012-13	Nariah Taylor	20
2013-14	Shayla Bivins	29
2014-15	Zaire O'Neil	36
2015-16	Katarina Vuckovic	17

SEASON COMPARISON

Year		G	FG-	FGA	Pct.	3P-	3PA	Pct.	FT-	FTA	Pct.	Reb.	Avg.	PF-	DQ	A	TO	Blk	S	Pts.	Avg.
1976-77	Tech	27	719-	1972	.365	--	---	---	187-	463	.404	1803	66.8							1625	60.2
	Opp.	27	522-	1823	.286	--	---	---	165-	373	.442	1198	44.4							1209	44.7
1977-78	Tech	27	902-	2230	.404	--	---	---	316-	514	.615	1475	54.6							2120	79.6
	Opp.	27	658-	1935	.340	--	---	---	319-	583	.547	1262	46.7							1641	60.8
1978-79	Tech	26	813-	2186	.372	--	---	---	314-	518	.606	1308	50.3							1941	74.7
	Opp.	26	683-	1883	.363	--	---	---	304-	516	.589	1009	38.8							1666	64.1
1979-80	Tech	25	678-	1722	.394	--	---	---	339-	543	.624	988	39.5	532-	na	343	651	48	290	1695	67.8
	Opp.	25	852-	1870	.456	--	---	---	366-	613	.597	1221	48.8	513-	na	320	596	42	387	2070	82.8
1980-81	Tech	27	702-	1740	.403	--	---	---	403-	596	.676	1081	40.0	560-	13	324	604	52	243	1839	68.1
	Opp.	27	808-	1919	.421	--	---	---	390-	610	.639	1304	48.3	569-	12	308	554	51	265	2006	74.3
1981-82	Tech	25	577-	1439	.401	--	---	---	325-	479	.679	904	36.2	458-	11	260	581	37	245	1479	59.2
	Opp.	25	705-	1575	.448	--	---	---	261-	415	.629	1016	40.6	484-	15	360	524	70	248	1671	66.8
1982-83	Tech	28	671-	1612	.416	--	---	---	466-	715	.652	1092	39.0	474-	7	297	597	51	234	1808	64.6
	Opp.	28	870-	1969	.442	--	---	---	279-	431	.647	1195	42.7	627-	31	324	497	83	264	2019	72.1
1983-84	Tech	28	758-	1846	.411	--	---	---	357-	577	.619	1166	41.6	573-	18	380	585	46	252	1873	66.9
	Opp.	28	802-	1827	.439	--	---	---	397-	570	.697	1160	41.4	581-	19	349	543	109	250	2001	71.5
1984-85	Tech	27	733-	1648	.444	--	---	---	419-	602	.696	1114	41.3	540-	18	396	630	98	209	1885	69.8
	Opp.	27	794-	1839	.432	--	---	---	363-	549	.661	1098	40.6	532-	15	401	520	73	334	1951	72.3
1985-86	Tech	27	806-	1757	.459	--	---	---	364-	534	.682	1094	40.5	518-	21	471	548	86	239	1976	73.2
	Opp.	27	860-	1869	.460	--	---	---	388-	577	.672	1104	40.8	502-	14	423	490	87	279	2108	78.1
1986-87	Tech	27	814-	1867	.436	4-	17	.235	381-	570	.668	1227	45.4	582-	25	427	544	124	237	2013	74.6
	Opp.	27	774-	1783	.434	2-	4	.500	405-	650	.623	1141	42.3	536	15	439	531	79	276	1955	72.4
1987-88	Tech	27	825-	1828	.451	106-	289	.367	341-	490	.696	1099	40.7	492-	14	467	492	115	209	2097	77.7
	Opp.	27	864-	1950	.443	62-	153	.405	358-	544	.658	1206	44.7	480-	7	475	453	55	236	2148	79.6
1988-89	Tech	28	797-	1837	.434	109-	286	.381	422-	598	.706	1125	40.2	529-	16	453	524	80	241	2125	75.9
	Opp.	28	866-	2018	.429	68-	252	.316	421-	633	.665	1304	46.6	549-	15	494	487	64	300	2221	79.3
1989-90	Tech	30	854-	1973	.433	109-	307	.355	452-	620	.729	1142	38.1	589-	23	521	478	69	299	2269	75.6
	Opp.	30	853-	1889	.452	82-	216	.380	479-	710	.675	1257	41.9	522-	9	521	559	67	231	2267	75.6
1990-91	Tech	28	893-	1896	.471	102-	282	.362	471-	672	.701	1178	42.1	588-	23	529	552	80	341	2359	84.3
	Opp.	28	811-	1862	.436	82-	269	.305	448-	690	.649	1168	41.7	549-	13	459	576	55	282	2152	76.9
1991-92	Tech	33	964-	2120	.455	97-	283	.343	526-	725	.726	1339	40.6	641-	21	514	604	109	348	2551	77.3
	Opp.	33	854-	2062	.414	97-	295	.329	492-	731	.673	1289	39.1	595-	7	477	640	58	287	2297	69.6
1992-93	Tech	27	828-	1885	.439	76-	225	.338	393-	563	.698	1182	43.8	520-	17	461	521	89	309	2125	78.7
	Opp.	27	752-	1704	.441	122-	357	.342	403-	588	.685	1042	38.6	499-	17	435	537	65	251	2029	75.1
1993-94	Tech	27	684-	1789	.382	41-	181	.227	330-	527	.626	1172	43.4	537-	12	354	535	95	335	1739	64.4
	Opp.	27	669-	1584	.422	98-	310	.316	403-	602	.669	1105	40.9	506-	13	409	567	73	278	1839	68.1
1994-95	Tech	30	858-	1953	.439	115-	383	.300	385-	584	.659	1260	42.0	519-	9	519	534	88	272	2216	73.9
	Opp.	30	797-	1970	.405	120-	379	.317	367-	536	.685	1239	41.3	503-	9	467	563	64	243	2081	69.4
1995-96	Tech	27	756-	1730	.437	43-	166	.259	406-	591	.687	1081	40.0	445-	11	378	515	90	309	1961	72.6
	Opp.	27	688-	1605	.429	110-	335	.328	289-	446	.648	1053	39.0	500-	140	392	631	89	198	1775	65.7
1996-97	Tech	27	709-	1618	.438	119-	330	.361	370-	544	.680	1014	37.6	400-	8	398	464	64	246	1907	70.6
	Opp.	27	694-	1590	.436	141-	415	.340	275-	401	.686	976	36.1	474-	7	377	523	64	215	1804	66.8
1997-98	Tech	28	636-	1646	.386	104-	341	.305	404-	617	.655	1135	40.5	490-	14	327	585	80	186	1780	63.6
	Opp.	28	782-	1803	.434	128-	406	.315	355-	548	.648	1110	39.6	517-	14	421	460	68	297	2047	73.1
1998-99	Tech	27	732-	1675	.437	125-	339	.369	446-	666	.670	1110	41.1	468-	11	366	528	57	246	2035	75.4
	Opp.	27	735-	1764	.417	131-	420	.312	363-	535	.679	1073	39.7	554-	20	440	504	79	274	1964	72.7
1999-00	Tech	31	796-	1931	.412	131-	399	.328	443-	697	.636	1253	40.4	553-	5	459	571	50	335	2166	69.9
	Opp.	31	802-	1879	.427	164-	499	.329	366-	543	.674	1156	37.3	593-		474	594	98	276	2134	68.8
2000-01	Tech	29	793-	1867	.425	64-	217	.295	466-	679	.686	1193	41.1	591-	21	402	524	77	271	2116	73.0
	Opp.	29	757-	1752	.432	149-	422	.353	416-	630	.660	1055	36.4	593-		436	535	106	212	2079	71.7
2001-02	Tech	29	788-	1794	.439	68-	249	.273	407-	628	.648	1245	42.9	513-	21	458	519	91	237	2051	70.7
	Opp.	29	672-	1700	.395	144-	455	.316	367-	552	.665	963	33.2	518-		394	513	84	233	1855	64.0
2002-03	Tech	31	782-	1940	.403	103-	326	.316	450-	685	.657	1329	42.9	518-	8	395	483	123	248	2117	68.3
	Opp.	31	720-	1813	.397	153-	416	.368	351-	551	.637	1094	35.5	559-	7	449	513	101	205	1944	62.7

SEASON COMPARISON

Year		G	FG-	FGA	Pct.	3P-	3PA	Pct.	FT-	FTA	Pct.	Reb.	Avg.	PF-	DQ	A	TO	Blk	S	Pts.	Avg.
2003-04	Tech	29	676-	1689	.400	111-	373	.298	370-	558	.663	1134	39.1	539-	18	362	474	111	191	1833	63.2
	Opp.	29	651-	1625	.401	151-	435	.347	401-	593	.676	1031	35.6	474-	7	387	450	86	179	1854	63.9
2004-05	Tech	27	556-	1541	.361	103-	366	.281	356-	499	.713	1062	39.3	435-	10	248	442	102	212	1571	58.2
	Opp.	27	566-	1483	.382	126-	430	.293	308-	436	.706	937	34.7	442-	6	328	428	106	190	1566	58.0
2005-06	Tech	29	675-	1721	.392	116-	366	.317	405-	588	.689	1208	41.7	566-	18	291	548	110	290	1871	64.5
	Opp.	29	590-	1591	.371	136-	451	.302	430-	624	.689	1005	34.7	513-	12	354	545	95	233	1746	60.2
2006-07	Tech	33	802-	2011	.399	157-	472	.333	421-	573	.735	1260	38.2	589-	11	406	553	104	382	2182	66.1
	Opp.	33	704-	1716	.410	136-	469	.290	408-	590	.692	1107	33.5	526-		445	688	133	234	1952	59.2
2007-08	Tech	32	812-	1960	.414	160-	503	.318	467-	687	.680	1181	36.9	585-	10	396	594	91	456	2251	70.3
	Opp.	32	703-	1688	.416	135-	458	.295	381-	551	.691	1119	35.0	579-		426	794	103	263	1922	60.1
2008-09	Tech	32	779-	1892	.412	125-	417	.300	469-	673	.697	1238	38.7	609-	8	400	663	99	434	2152	67.2
	Opp.	32	661-	1668	.396	106-	395	.268	407-	590	.690	1092	34.1	577-		389	783	123	284	1835	57.3
2009-10	Tech	33	782-	1930	.405	89-	345	.258	519-	730	.711	1355	41.1	571-	10	487	622	79	351	2172	65.8
	Opp.	33	695-	1797	.387	144-	507	.284	374-	584	.640	1104	33.5	609-		412	662	119	279	1908	57.8
2010-11	Tech	35	873-	2064	.423	152-	468	.325	416-	638	.652	1369	39.1	603-	11	510	671	95	406	2314	66.1
	Opp.	35	731-	1853	.394	154-	508	.303	372-	565	.658	1139	32.5	558-		426	764	146	290	1988	56.8
2011-12	Tech	35	938-	2128	.441	150-	446	.336	457-	678	.674	1375	39.3	609-	8	556	602	129	389	2483	70.9
	Opp.	35	776-	1998	.388	127-	489	.260	406-	623	.652	1240	35.4	575-		436	716	135	287	2085	59.6
2012-13	Tech	30	766-	2007	.382	137-	473	.290	359-	562	.639	1274	42.5	630-	20	378	559	94	326	2028	67.6
	Opp.	30	717-	1738	.413	134-	433	.309	450-	701	.642	1185	39.5	499-		425	615	147	292	2018	67.3
2013-14	Tech	32	936-	2193	.427	174-	555	.314	503-	751	.670	1409	44.0	711-	25	424	538	117	318	2549	79.7
	Opp.	32	802-	1963	.409	143-	487	.294	548-	801	.684	1255	39.2	621-		465	610	100	248	2295	71.7
2014-15	Tech	34	880-	2136	.412	202-	651	.310	480-	658	.729	1431	42.1	593-	21	418	544	129	278	2442	71.8
	Opp.	34	833-	2061	.404	222-	664	.334	388-	551	.704	1229	36.1	582-		483	540	133	268	2276	66.9
2015-16	Tech	33	806-	1994	.404	188-	599	.314	475-	639	.743	1270	38.5	642-	14	443	502	87	318	2275	68.9
	Opp.	33	726-	1810	.401	169-	575	.294	389-	597	.652	1106	33.5	599-		397	573	112	239	2010	60.9

THE LAST TIME...

The Last Time (Team)

Tech scored 100 points in a game:
 Tech scored 100 points in an ACC game:
 A Tech opponent scored 100 points:
 Tech scored 60-69 points in a half:
 Tech scored 70+ points in a half:
 Tech won an overtime game:
 Tech lost an overtime game:
 Tech played a double overtime game:
 Tech played a triple overtime game:
 Tech shot 70 percent for a half:
 Tech shot 80 percent for a half:
 Tech shot 60 percent from the field in a game:
 Tech shot 90 percent from the free throw line in a game (min. 10 att.):
 Tech shot less than 40 percent from the field in a game:
 Tech shot less than 30 percent from the field in a half:
 Tech shot less than 50 percent from the free throw line in a game:
 Opponent shot less than 50 percent from the free throw line in a game:
 Tech did not make a 3-point field goal:
 Tech held an opponent under 30 percent shooting:
 An opponent shot 60 percent:
 Tech attempted 50 free throws:
 Tech made 40 free throws:
 Tech defeated a top-10 opponent:
 Tech defeated a top-25 opponent:
 Tech defeated a top-25 opponent on the road:

102 vs. Southeastern Louisiana, November 18, 2015
 101 at Virginia, March 2, 2008 (2 OT)
 103 at Virginia, March 2, 2008 (2 OT)
 60 vs. Morgan State, Nov. 16, 2014
 70 vs. Presbyterian (2nd half), Dec. 2, 1985
 vs. Wake Forest (89-82), Jan. 31, 2013
 vs. Pittsburgh (75-72), Jan. 18, 2015
 vs. Virginia (101-103), March 2, 2008
 vs. Florida State (85-90), Jan. 31, 1996
 70.0 (21-34) vs. Kennesaw State, Nov. 22, 2011
 Never
 63.5 (40-63) vs. Kennesaw State, Nov. 22, 2011
 91.3 (21-23) vs. Clemson, Feb. 14, 2016
 34.5 (19-55), vs. Tulane, March 21, 2016
 25.0 (7-28) vs. Tulane, March 21, 2016
 45.5 (5-11) vs. North Carolina, March 5, 2015
 47.4 (9-19) vs. Tulane, March 21, 2016
 at IUPUI, Dec. 20, 2015
 25.5 (13-51), Virginia Tech, Feb. 4, 2016
 62.3 (33-53), Duke, Jan. 18, 2012
 51 (made 34) vs. Alabama State, Nov. 24, 2015
 Never
 No. 8/8 North Carolina, 71-70, Jan. 6, 2011
 No. 16/17 Duke, 71-62, Feb. 26, 2015
 No. 23/RV North Carolina, 56-54, Feb. 12, 2012

The Last Time (Player)

A player scored 40+ points:
 A player scored 35-39 points:
 A player scored 30-34 points:
 Two players scored 20+/same game:
 Three players scored 20+/same game:
 Four players scored 20+/same game:
 A player had back-to-back 30+ point games:
 A player had 20+ rebounds:
 A player had 15-19 rebounds:
 Two players had double-figure rebounds in the same game:
 Three players had double-figure rebounds in the same game:
 One player had a double-double (Pts and Ast):
 One player had a double-double (Pts and Steals):
 A player had a double-double in consecutive games:

A player had a triple-double (Pts, Reb, Asst):
 A player had 20 points and 20 rebounds in the same game:
 A player had 10-14 assists in a game:
 A player had 15+ assists in a game:
 A player had 10+ assists in three consecutive games:

A player topped the team in scoring, rebounds, and assists for a game:
 A player played every minute of a game:
 A player had five blocked shots in a game:
 A player had five blocked shots in back-to-back games:
 A player had 10+ steals in a game:

Niesha Butler (40) vs. Florida State, Jan. 2, 1999
 Kaela Davis (35) vs. LA Tech, Dec. 30, 2014
 Aaliyah Whiteside (31) at Clemson, Jan. 24, 2016
 Aaliyah Whiteside (28) & Roddreka Rogers (20) at IUPUI, Dec. 20, 2015
 Alex Montgomery (26), Janie Mitchell (20) and Iasia Hemingway (20) vs. Maryland, Jan. 20, 2008
 Never
 Carla Munnion (34) vs. Manhattan, Jan. 23, 1995, and (35) vs. Chattanooga, Dec. 13, 1995
 Kisha Ford (21) vs. Mercer, Nov. 25, 1996
 Aaliyah Whiteside (15) at Indiana, Dec. 2, 2015
 Aaliyah Whiteside (10) and Roddreka Rogers (11) at Duke, Feb. 21, 2016
 Roddreka Rogers (12), Katarina Vuckovic (12) and Zaire O'Neil (11), NC State, Feb. 12, 2015
 Aaliyah Whiteside (14 pts, 11 asts) vs. Prairie View A&M, Dec. 15, 2015
 Dawnnn Maye (23 pts, 10 steals) vs. Marquette, Nov. 18, 2012
 Roddreka Rogers - vs. Syracuse, Feb. 7, 2016 (10 pts, 13 rebs)
 - vs. Miami, Feb. 11, 2016 (15 pts, 14 rebs)
 Milli Martinez (12 pts, 10 reb, 10 asst) vs. Morris Brown, Feb. 23, 2002
 Kisha Ford (21 pts, 21 reb) vs. Mercer, Nov. 25, 1996
 Aaliyah Whiteside (11) vs. Prairie View A&M, Dec. 15, 2015
 Nina Bärin (17) vs. Virginia, Jan. 10, 2002
 Nina Bärin (11) vs. E. Washington, Nov. 24, 2001, (14) vs. Arkansas St., Dec. 1, 2001, (11) vs. Southern, Dec. 2, 2001, (13) vs. Florida State, Dec. 5, 2001
 Aaliyah Whiteside, 22 points, 15 rebounds, 3 assists at Indiana, Dec. 2, 2015
 Aaliyah Whiteside vs. Tulane, March 21, 2016
 Zaire O'Neil vs. NC State, Feb. 12, 2015
 Zaire O'Neil (5) vs. Syracuse, Feb. 8, 2015 (6) vs. NC State, Feb. 12, 2015
 Dawnnn Maye (10) vs. Marquette, Nov. 18, 2012

1,000 POINT SCORERS



Tyaunna Marshall
131 Games • 16.3 ppg
2010-2014 • 2,129 points (1st)



Kisha Ford
109 Games • 17.9 ppg
1994-97 • 1,955 points (2nd)



Karen Lounsbury
119 Games • 14.6 ppg
1989-92 • 1,743 points (3rd)



Dolores Bootz
91 Games • 18.9 ppg
1985-88 • 1,723 points (4th)




Carla Munnion
112 Games • 14.9 ppg
1995-98 • 1,671 points (5th)



Chioma Nnamaka
120 Games • 13.3 ppg
2005-08 • 1,593 points (6th)




Alex Montgomery
124 Games • 12.6 ppg
2008-11 • 1,565 points (7th)



Joyce Pierce
83 Games • 18.8 ppg
1991-93 • 1,557 points (8th)



Aaliyah Whiteside
127 Games • 12.4 ppg
2012-16 • 1,580 points (9th)



Janie Mitchell
117 Games • 12.2 ppg
2005-08 • 1,422 points (10th)



Kate Brandt
107 Games • 13.3 ppg
1981-84 • 1,422 points (11th)



Sasha Goodlett
134 Games • 10.2 ppg
2009-12 • 1,364 points (12th)



Fallon Stokes
117 Games • 11.6 ppg
2001-04 • 1,363 points (12th)



Stephanie Higgs
114 Games • 11.5 ppg
2004-07 • 1,315 points (13th)



LeeAnn Woodhull
96 Games • 13.6 ppg
1980-83 • 1,302 points (14th)



Devony Caldwell
118 Games • 10.7 ppg
1990-93 • 1,265 points (15th)



Sonja Mallory
114 Games • 11.0 ppg
2000-03 • 1,254 points (16th)



Kaela Davis
66 Games • 18.9 ppg
2014-15 • 1,246 points (17th)



Ida Neal
109 Games • 11.3 ppg
1986-89 • 1,235 points (18th)




Marielle Walker
100 Games • 12.3 ppg
1985-88 • 1,230 points (19th)



Milli Martinez
116 Games • 10.0 ppg
1999-02 • 1,158 points (20th)



Aimee Weiss
114 Games • 9.6 ppg
1990-93 • 1,089 points (T-21st)



Tory Ehle
109 Games • 10.0 ppg
1984-87 • 1,089 points (T-21st)




Bonnie Tate
75 Games • 14.5 ppg
1977-79 • 1,088 points (23rd)

1,000 POINT SCORERS



Kenya Williams
104 Games • 10.3 ppg
1996-99 • 1,076 points (24th)



Niesha Butler
65 Games • 16.3 ppg
1999-02 • 1,059 points (25th)



Cindy Cochran
106 Games • 9.8 ppg
1982-85 • 1,042 points (26th)



Sydney Wallace
106 Games • 9.4 ppg
2011-14 • 1,001 points (t-27th)



Brigitte Ardossi
130 Games • 7.7 ppg
2007-10 • 1,001 points (t-27th)

NCAA TOURNAMENT RECORDS

INDIVIDUAL RECORDS

POINTS

32	Sydney Wallace vs. Baylor, 3/24/12 (Sweet 16 at Des Moines, IA)
28	Sydney Wallace vs. Sacred Heart, 3/18/12 (First Round at Chapel Hill, NC)
27	Stephanie Higgs vs. Purdue, 3/19/07 (Second Round at Minneapolis, Minn.)
26	Brigitte Ardossi vs. UALR, 3/21/10 (First Round at Norman, OK)

REBOUNDS

15	Joyce Pierce vs. Northwestern, 3/17/93 (First Round at Evanston, IL)
13	Alex Montgomery vs. UALR, 3/21/10 (First Round at Norman, OK)
13	Sasha Goodlett vs. Iowa, 3/22/09 (Second Round at Iowa City, IA)
11	five times (MR: Sasha Goodlett vs. Georgetown, 3/20/12; Second Round at N.C.)

ASSISTS

6	Metra Walhour vs. Georgetown, 3/20/12 (Second Round at Chapel Hill, N.C.)
5	Dawnn Maye vs. Georgetown, 3/20/12 (Second Round at Chapel Hill, N.C.)
4	six times (MR: Dawnn Maye vs. Baylor, 3/24/12; Sweet 16 at Des Moines, IA)

BLOCKS

3	Jacqua Williams vs. DePaul, 3/17/07 (First Round at Minneapolis, Minn.)
2	seven times (MR: Nariah Taylor vs. LSU, 3/23/14; First Round at Baton Rouge, La.)

STEALS

6	Jill Ingram vs. Iowa State, 3/22/08 (First Round at Des Moines, IA)
6	Jacqua Williams vs. DePaul, 3/17/07 (First Round at Minneapolis, Minn.)
5	three times (MR: Dawnn Maye vs. LSU 3/23/14; First Round at Baton Rouge, La.)

FIELD GOALS MADE

12	Sydney Wallace vs. Baylor, 3/24/12 (Sweet 16 at Des Moines, IA)
11	Sydney Wallace vs. Sacred Heart, 3/18/12 (First Round at Chapel Hill, NC)
10	Brigitte Ardossi vs. UALR, 3/21/10 (First Round at Norman, OK)
9	three times (MR: Tjaunna Marshall and Sydney Wallace vs. LSU, 3/23/14; First Round at Baton Rouge, La.)

FIELD GOALS ATTEMPTED

22	Sydney Wallace vs. LSU, 3/23/14 (First Round at Baton Rouge, La.)
22	Sydney Wallace vs. Baylor, 3/24/12 (Sweet 16 at Des Moines, IA)
22	Brigitte Ardossi vs. UALR, 3/21/10 (First Round at Norman, OK)
21	two times (MR: Stephanie Higgs vs. Purdue, 3/19/07 at (Second Round at Minneapolis, Minn.)

FIELD GOAL PERCENTAGE

(MIN. 6 ATTEMPTS)

.846 (11-13)	Sydney Wallace vs. Sacred Heart, 3/18/12 (First Round at Chapel Hill, NC)
.750 (6-8)	Sasha Goodlett vs. Georgetown, 3/20/12 (Second Round at Chapel Hill, N.C.)
.667 (8-12)	Jill Ingram vs. Iowa State, 3/22/08 (First Round at Des Moines, IA)
.545 (12-22)	Sydney Wallace vs. Baylor, 3/24/12 (Sweet 16 at Des Moines, IA)

THREE-POINT FIELD GOALS MADE

8	Sydney Wallace vs. Baylor, 3/24/12 (Sweet 16 at Des Moines, IA)
6	Sydney Wallace vs. Sacred Heart, 3/18/12 (First Round at Chapel Hill, NC)
5	Sydney Wallace vs. Georgetown, 3/20/12 (Second Round at Chapel Hill, N.C.)
5	Jill Ingram vs. Iowa State, 3/22/08 (First Round, Des Moines, IA)

THREE-POINT FIELD GOALS ATTEMPTED

14	Sydney Wallace vs. Georgetown, 3/20/12 (Second Round at Chapel Hill, N.C.)
13	Sydney Wallace vs. LSU, 3/23/14 (First Round at Baton Rouge, La.)
12	Sydney Wallace vs. Baylor, 3/24/12 (Sweet 16 at Des Moines, IA)
11	two times (MR: Alex Montgomery vs. Ohio State, 3/21/11; Second Round at Columbus, Ohio)

THREE-POINT FIELD GOAL PERCENTAGE

(MIN. 3 ATTEMPTS)

.750 (6-8)	Sydney Wallace vs. Sacred Heart, 3/18/12 (First Round at Chapel Hill, NC)
.667 (8-12)	Sydney Wallace vs. Baylor, 3/24/12 (Sweet 16 at Des Moines, IA)
.556 (5-9)	Jill Ingram vs. Iowa State, 3/22/08 (First Round at Des Moines, IA)
.429 (3-7)	Chioma Nnamaka vs. Purdue, 3/19/07 (Second Round at Minneapolis, Minn.)

FREE THROWS MADE

9	Fallon Stokes vs. Virginia Tech, 3/22/03 (First Round at West Lafayette, Ind.)
8	Sasha Goodlett vs. Oklahoma, 3/24/09 (Second Round at Iowa City, IA)
8	Stephanie Higgs vs. Purdue, 3/19/07 (Second Round at Minneapolis, Minn.)
6	two times (MR: Kaela Davis vs. LSU, 3/23/14 First Round at Baton Rouge, La.)

FREE THROWS ATTEMPTED

10	Fallon Stokes vs. Virginia Tech, 3/22/03 (First Round at West Lafayette, Ind.)
10	Sasha Goodlett vs. Oklahoma, 3/24/09 (Second Round at Iowa City, IA)
9	Stephanie Higgs vs. Purdue, 3/19/07 (Second Round at Minneapolis, Minn.)
7	two times (MR: Sasha Goodlett vs. Georgetown, 3/20/12 (Second Round at Chapel Hill, N.C.)

FREE THROW PERCENTAGE (MIN. 7 MADE)

.900 (9-10)	Fallon Stokes vs. Virginia Tech, 3/22/03 (First Round at West Lafayette, Ind.)
.889 (8-9)	Stephanie Higgs vs. Purdue, 3/19/07 (Second Round at Minneapolis, Minn.)
.800 (8-10)	Sasha Goodlett vs. Georgetown, 3/20/12 (Second Round at Chapel Hill, N.C.)

TEAM RECORDS

MOST POINTS (GAME)

78	vs. LSU, 3/23/14 (First Round at Baton Rouge, La.)
76	vs. Georgetown, 3/20/12 (Second Round at Chapel Hill, N.C.)
76	vs. Sacred Heart, 3/18/14 (First Round at Chapel Hill, N.C.)
76	vs. Iowa, 3/22/09 (First Round at Iowa City, IA)

MOST POINTS (ONE HALF)

44 (1st)	vs. LSU, 3/23/14 (First Round at Baton Rouge, La.)
42 (2nd)	vs. Baylor, 3/24/12 (Sweet 16 at Des Moines, IA)
40 (2nd)	vs. Sacred Heart, 3/18/12 (First Round at Chapel Hill, NC)
40 (2nd)	vs. Iowa, 3/22/09 (Second Round at Iowa City, IA)

FEWEST POINTS (GAME)

50	vs. Oklahoma, 3/24/09 (Second Round at Iowa City, IA)
53	vs. UALR, 3/21/10 (First Round at Norman, OK)
55	vs. Iowa State, 3/22/08 (First Round at Des Moines, IA)
55	vs. DePaul, 3/17/07 (First Round at Minneapolis, Minn.)

FEWEST POINTS (ONE HALF)

20 (2nd)	vs. DePaul, 3/17/07 (First Round at Minneapolis, Minn.)
21 (2nd)	vs. Oklahoma, 3/24/09 (Second Round at Iowa City, IA)
24 (1st)	vs. Iowa State, 3/22/08 (First Round at Des Moines, IA)
26 (1st)	two times (MR: vs. Baylor, 3/24/12 (Sweet 16 at Des Moines, IA)

REBOUNDS

50	vs. Northwestern, 3/17/93 (First Round at Evanston, IL)
44	vs. Baylor, 3/24/12 (Sweet 16 at Des Moines, IA)
43	vs. Iowa, 3/22/09 (Second Round at Iowa City, IA)
39	two times (MR: vs. Georgetown, 3/20/12 (Second Round at Chapel Hill, N.C.)

ASSISTS

20	vs. Georgetown, 3/20/12 (Second Round at Chapel Hill, N.C.)
14	vs. Baylor, 3/24/12 (Sweet 16 at Des Moines, IA)
14	vs. DePaul, 3/17/07 (First Round at Minneapolis, Minn.)
13	three times (MR: vs. Sacred Heart, 3/18/12 (First Round at Chapel Hill, NC)

BLOCKS

6	vs. DePaul, 3/17/07 (First Round at Minneapolis, Minn.)
5	vs. LSU, 3/23/14 (First Round at Baton Rouge, La.)
4	vs. UALR, 3/21/10 (First Round at Norman, OK)
4	vs. Northwestern, 3/17/93 (First Round at Evanston, IL)

STEALS

14	vs. LSU, 3/23/14 (First Round at Baton Rouge, La.)
14	vs. Ohio State, 3/21/11; Second Round at Columbus, Ohio)
14	vs. Purdue, 3/19/07 at (Second Round at Minneapolis, Minn.)
14	vs. DePaul, 3/17/07 (First Round at Minneapolis, Minn.)
13	vs. Bowling Green, 3/19/11 (First Round at Columbus, Ohio)

FIELD GOALS MADE

30	vs. LSU, 3/23/14 (First Round at Baton Rouge, La.)
30	vs. Iowa, 3/22/09 (Second Round at Iowa City, IA)
28	vs. Georgetown, 3/20/12 (Second Round at Chapel Hill, N.C.)
28	vs. Ohio State, 3/21/11 (Second Round at Columbus, Ohio)

FIELD GOALS ATTEMPTED

87	vs. Northwestern, 3/17/93 (First Round at Evanston, IL)
76	vs. LSU, 3/23/14 (First Round at Baton Rouge, La.)
72	vs. Ohio State, 3/21/11 (Second Round at Columbus, Ohio)
70	vs. Baylor, 3/24/12 (Sweet 16 at Des Moines, IA)

FIELD GOAL PERCENTAGE (MIN. 20 MADE)

.529 (27-51)	vs. Sacred Heart, 3/18/12 (First Round at Chapel Hill, NC)
.500 (28-56)	vs. Georgetown, 3/20/12 (Second Round at Chapel Hill, N.C.)
.466 (27-58)	vs. Bowling Green, 3/19/11 (First Round at Columbus, Ohio)
.448 (30-67)	vs. Iowa, 3/22/09 (Second Round at Iowa City, IA)

THREE-POINT FIELD GOALS MADE

10	vs. Baylor, 3/24/12 (Sweet 16 at Des Moines, IA)
8	vs. Georgetown, 3/20/12 (Second Round at Chapel Hill, N.C.)
8	vs. Sacred Heart, 3/18/12 (First Round at Chapel Hill, NC)
7	vs. Iowa State, 3/22/08 (First Round at Des Moines, IA)

NCAA TOURNAMENT RECORDS

THREE-POINT FIELD GOALS ATTEMPTED

28	vs. Iowa State, 3/22/08 (First Round at Des Moines, IA)
23	vs. Georgetown, 3/20/12 (Second Round at Chapel Hill, N.C.)
22	vs. LSU, 3/23/14 (First Round at Baton Rouge, La.)
22	vs. Purdue, 3/19/07 at (Second Round at Minneapolis, Minn.)

THREE-POINT FIELD GOAL PERCENTAGE (MIN. 5 MADE)

.667 (8-12)	vs. Sacred Heart, 3/18/12 (First Round at Chapel Hill, NC)
.526 (10-19)	vs. Baylor, 3/24/12 (Sweet 16 at Des Moines, IA)
.353 (6-17)	vs. Purdue, 3/19/07 at (Second Round at Minneapolis, Minn.)
.348 (8-23)	vs. Georgetown, 3/20/12 (Second Round at Chapel Hill, N.C.)

FREE THROWS MADE

15	vs. Oklahoma, 3/24/09 (Second Round at Iowa City, IA)
15	vs. Purdue, 3/19/07 at (Second Round at Minneapolis, Minn.)
14	three times (MR: vs. LSU, 3/23/14 (First Round at Baton Rouge, La.)

FREE THROWS ATTEMPTED

21	vs. Iowa, 3/22/09 (Second Round at Iowa City, IA)
20	vs. Oklahoma, 3/24/09 (Second Round at Iowa City, IA)
19	three times (MR: vs. Georgetown, 3/20/12 (Second Round at Chapel Hill, N.C.)

FREE THROW PERCENTAGE (MIN. 14 MADE)

.824 (14-17)	vs. LSU, 3/23/14 (First Round at Baton Rouge, La.)
.789 (15-19)	vs. Purdue, 3/19/07 at (Second Round at Minneapolis, Minn.)
.750 (15-20)	vs. Oklahoma, 3/24/09 (Second Round at Iowa City, IA)
.737 (14-19)	vs. Sacred Heart, 3/18/12 (First Round at Chapel Hill, NC)

OPPONENT RECORDS

MOST POINTS (INDIVIDUAL)

35	Britney Griner (Baylor), 3/24/12 (Sweet 16 at Des Moines, IA)
----	--

MOST POINTS (TEAM GAME)

98	LSU, 3/23/14 (First Round at Baton Rouge, La.)
----	---

MOST POINTS (TEAM, ONE HALF)

51	LSU, 3/23/14 (First Round at Baton Rouge, La.)
----	---

FEWEST POINTS (TEAM, GAME)

50	Sacred Heart, DePaul, 3/18/12 (First Round at Chapel Hill, N.C.)
----	---

FEWEST POINTS (TEAM, ONE HALF)

16	DePaul, 3/17/07 (First Round at Minneapolis, Minn.)
----	--

MOST REBOUNDS (INDIVIDUAL)

17	Danielle Ballard (LSU), 3/23/14 (First Round at Baton Rouge, La.)
----	--

MOST REBOUNDS (TEAM)

57	LSU, 3/23/14 (First Round at Baton Rouge, La.)
----	---

MOST ASSISTS (INDIVIDUAL)

11	Nancy Kennelly (Northwestern), 3/17/93 (First Round at Evanston, IL.)
----	--

MOST ASSISTS (TEAM)

22	Northwestern, 3/17/93 (First Round at Evanston, IL.)
----	---

MOST BLOCKS (INDIVIDUAL)

6	three times, (MR: Shaneca McKinney, LSU), 3/23/14 (First Round at Baton Rouge, La.)
---	--

MOST BLOCKS (TEAM)

10	Baylor, 3/24/12 (Sweet 16 at Des Moines, IA)
----	---

MOST STEALS (INDIVIDUAL)

4	twice, (MR: Samantha Prahalis) (Ohio State), 3/21/11 (Second Round at Columbus, OH)
---	---

MOST STEALS (TEAM)

11	UALR, 3/21/10 (First Round at Norman, Okla.)
----	---

MOST FIELD GOALS MADE (INDIVIDUAL)

13	Britney Griner (Baylor), 3/24/12 (Sweet 16 at Des Moines, IA)
----	--

MOST FIELD GOALS MADE (TEAM)

35	LSU, 3/23/14 (First Round at Baton Rouge, La.)
----	---

FEWEST FIELD GOALS MADE (TEAM)

20	five times, (MR: Sacred Heart), 3/18/12 (First Round at Chapel Hill, N.C.)
----	---

MOST FIELD GOALS ATTEMPTED (INDIVIDUAL)

19	Sugar Rodgers (Georgetown), 3/20/12 (Second Round at Chapel Hill, N.C.)
----	--

MOST FIELD GOALS ATTEMPTED (TEAM)

70	LSU, 3/23/14 (First Round at Baton Rouge, La.)
----	---

FEWEST FIELD GOALS ATTEMPTED (TEAM)

42	twice, (MR: Ohio State), 3/21/11 (Second Round at Columbus, OH)
----	--

HIGHEST FIELD GOAL PERCENTAGE (INDIVIDUAL - MIN. 6 MADE)

.900 (9-10)	twice, (MR: Destiny Williams) (Baylor), 3/24/12 (Sweet 16 at Des Moines, IA)
-------------	---

HIGHEST FIELD GOAL PERCENTAGE (TEAM - MIN. 20 MADE)

.600 (30-50)	Northwestern, 3/17/93 (First Round at Evanston, IL.)
--------------	---

LOWEST FIELD GOAL PERCENTAGE (TEAM)

.338 (23-68)	Georgetown, 3/20/12 (Second Round at Chapel Hill, N.C.)
--------------	--

MOST THREE-POINT FIELD GOALS MADE (INDIVIDUAL)

5	Kelsey Bolte (Iowa State), 3/22/08 (First Round at Des Moines, IA)
---	---

MOST THREE-POINT FIELD GOALS MADE (TEAM)

9	Iowa State, 3/22/08 (First Round at Des Moines, IA)
---	--

FEWEST THREE-POINT FIELD GOALS MADE (TEAM)

1	Baylor, 3/24/14 (Sweet 16 at Des Moines, IA)
---	---

MOST THREE-POINT FIELD GOALS ATTEMPTED (INDIVIDUAL)

8	twice, (MR: Sugar Rodgers) (Georgetown), 3/20/12 (Second Round at Chapel Hill, N.C.)
---	---

MOST THREE-POINT FIELD GOALS ATTEMPTED (TEAM)

24	Iowa State, 3/22/08 (First Round at Des Moines, IA)
----	--

FEWEST THREE-POINT FIELD GOALS ATTEMPTED (TEAM)

6	twice, (MR: Baylor), 3/24/12 (Sweet 16 at Des Moines, IA)
---	--

HIGHEST THREE-POINT FIELD GOAL PERCENTAGE (INDIVIDUAL - MIN. 3 MADE)

1.000 (3-3)	DaShawn Harden (LSU), 3/23/14 (First Round at Baton Rouge, La.)
-------------	--

HIGHEST THREE-POINT FIELD GOAL PERCENTAGE (TEAM - MIN. 5 MADE)

.545 (6-11)	Purdue, 3/19/07 (Second Round at Minneapolis, Minn.)
-------------	---

LOWEST THREE-POINT FIELD GOAL PERCENTAGE (TEAM)

.167 (1-6)	Baylor 3/24/12 (Sweet 16 at Des Moines, IA)
------------	--

MOST FREE THROWS MADE (INDIVIDUAL)

12	Maureen Holohan, 3/17/93 (First Round at Evanston, IL.)
----	--

MOST FREE THROWS MADE (TEAM)

27	Northwestern, 3/17/93 (First Round at Evanston, IL.)
----	---

FEWEST FREE THROWS MADE (TEAM)

5	Sacred Heart, 3/18/12 (First Round at Chapel Hill, N.C.)
---	---

MOST FREE THROWS ATTEMPTED (INDIVIDUAL)

18	Maureen Holohan, 3/17/93 (First Round at Evanston, IL.)
----	--

MOST FREE THROWS ATTEMPTED (TEAM)

39	Northwestern, 3/17/93 (First Round at Evanston, IL.)
----	---

FEWEST FREE THROWS ATTEMPTED (TEAM)

6	Virginia Tech, 3/22/03 (First Round at West Lafayette, IN)
---	---

HIGHEST FREE THROW PERCENTAGE (INDIVIDUAL - MIN. 6 MADE)

1.000 (9-9)	three times, (MR: Lauren Prochaska) (Bowling Green), 3/19/11 (First Round at Columbus, OH)
-------------	--

HIGHEST FREE THROW PERCENTAGE (TEAM - MIN. 15 MADE)

.889 (16-18)	Bowling Green, 3/19/11 (First Round at Columbus, OH)
--------------	---

LOWEST FREE THROW PERCENTAGE (TEAM)

.455 (5-11)	Sacred Heart, 3/18/12 (First Round at Chapel Hill, N.C.)
-------------	---

RECORDS

NCAA TOURNAMENT BOX SCORES

'08 Iowa State
Georgia Tech
March 22, 2008 | Wells Fargo Arena (Des Moines, IA)58
55Official Basketball Box Score -- Game Totals -- Final Statistics
Georgia Tech vs Iowa State
03/22/08 11 a.m. at Wells Fargo Arena - Des Moines, Iowa

Georgia Tech: 55 • 22-10, 7-7 ACC

#	Player	Total		3-Ptr		Rebounds		PF	TP	A	TO	Blk	Stl	Min
		FG-FGA	FG-FGA	FT-FTA	Off Def Tot									
1	Williams, Jacques	* 7-17	2-9	2-4	3 5 8	3	18	3	0	1	3	35		
21	Mitchell, Janie	* 4-11	0-0	0-0	3 4 7	0	8	3	1	0	0	40		
43	Nnamaka, Chionna	* 1-5	0-2	0-0	1 1 2	2	2	0	1	0	1	29		
45	Mitchell, Daphne	* 0-1	0-0	0-0	0 0 0	0	0	0	0	0	0	9		
5	Ingram, Jill	* 8-12	5-9	0-0	1 2 3	2	21	2	4	0	6	35		
22	Montgomery, Alex	0-9	0-8	0-0	1 2 3	2	0	1	2	0	2	22		
35	Blackmon, Tiffany	0-0	0-0	0-0	0 0 0	1	0	0	0	0	0	1		
34	Hemingway, Iasia	0-4	0-0	2-2	1 0 1	3	2	0	0	0	0	10		
35	Ardossi, Brigitte	2-4	0-0	0-0	3 3 6	3	4	0	0	0	0	19		
Team					0 2 2									
Totals		22-63	7-28	4-6	13 19 32	16	55	9	8	1	12	200		

FG % 1st Half: 10-37 27.0% 2nd half: 12-26 46.2% Game: 22-63 34.9%
3FG % 1st Half: 1-15 6.7% 2nd half: 6-13 46.2% Game: 7-28 25.0%
FT % 1st Half: 3-4 75.0% 2nd half: 1-2 50.0% Game: 4-6 66.7%Deadball
Rebounds
1

Iowa State 58 • 21-12, 7-9 Big12

#	Player	Total			3-Ptr		Rebounds		PF	TP	A	TO	Blk	Stl	Min
		FG-FGA	FG-FGA	FT-FTA	Off	Def	Tot								
11	Bolle, Kelsey	* 7-13	5-8	0-0	2	5	7	1	19	2	2	0	1	39	
15	Ezell, Heather	* 1-7	1-5	2-2	0	4	4	1	5	5	3	0	1	37	
32	Nesbitt, Amanda	* 4-6	2-4	1-1	4	8	12	3	11	2	2	1	0	37	
4	Lacey, Alison	* 2-9	1-6	4-4	0	3	3	2	9	4	5	0	0	34	
44	Anderson, Jocelyn	* 6-9	0-0	0-1	1	5	6	1	12	2	3	5	0	35	
10	Stuckey, Denae	1-2	0-0	0-0	0	2	2	1	2	0	2	0	0	14	
13	Korczak, Anna	0-1	0-1	0-0	0	0	0	0	0	0	0	0	0	2	
22	Lightbourne, Genesis	0-0	0-0	0-0	0	1	1	0	0	0	1	0	0	2	
Team					1	1	2								
Totals		21-47	9-24	7-8	8	29	37	9	58	15	18	6	2	200	

FG % 1st Half: 8-21 38.1% 2nd half: 13-26 50.0% Game: 21-47 44.7%
3FG % 1st Half: 2-11 18.2% 2nd half: 7-13 53.8% Game: 9-24 37.5%
FT % 1st Half: 2-3 66.7% 2nd half: 5-6 100.0% Game: 7-8 87.5%Deadball
Rebounds
1

Officials: Dee Karliner, Diana DePaul, Tommy Salerno, LaShawn Newton SB

Technical fouls: Georgia Tech-None. Iowa State-None.

Attendance: 9350

NCAA 1st Round (Greenbook Region)

Fouled out: none

Score by periods	1st	2nd	Total
Georgia Tech	24	31	55
Iowa State	20	38	58

In	Off	2nd	Fast	Bench
Points	22	15	13	6
GT	24	5	13	2
ISU	24	5	13	2

Score tied - 5 times.

Last FG - GT 2nd-00:37, ISU 2nd-00:06.

'09 Oklahoma
Georgia Tech
March 24, 2009 | Carver-Hawkeye Arena (Iowa City, IA)69
50Official Basketball Box Score -- Game Totals -- Final Statistics
Georgia Tech vs #4/4 Oklahoma
03/24/09 8:30 p.m. at Carver-Hawkeye Arena - Iowa City, IA

Georgia Tech 50 • 22-9

#	Player		Total		3-Ptr		Rebounds		PF	TP	A	TO	Blk	Stl	Min
			FG	FGA	FG	FGA	FT	FTA							
34	Hemingway, Iasia	f	4-12	0-5	2-2	4	2	6	2	10	2	5	1	2	33
35	Ardossi, Brigitte	f	5-13	0-0	1-2	3	3	6	3	11	1	1	0	0	38
45	Goodlett, Sasha	c	0-6	0-0	8-10	4	3	7	2	8	0	4	1	0	32
01	Williams, Jacqua	g	0-9	0-4	1-2	0	1	1	4	1	4	2	0	0	18
23	Foster, Deja	g	6-15	0-0	3-4	1	2	3	3	15	2	1	0	1	34
02	Bennett, Mo		2-6	1-4	0-0	1	1	2	0	5	3	1	0	0	15
05	Walthour, Metra		0-0	0-0	0-0	0	0	0	3	0	0	0	0	0	24
12	Turner, Tabitha		0-0	0-0	0-0	0	0	0	0	0	0	0	0	0	1
32	Regins, Chelsea		0-2	0-0	0-0	1	5	6	1	0	1	0	0	0	10
Team							4		1						
Totals			17-63	1-13	15-20	18	18	36	18	50	13	15	2	4	200

FG % 1st Half: 12-34 35.3% 2nd half: 5-29 17.2% Game: 17-63 27.0%
3FG % 1st Half: 1-8 12.5% 2nd half: 0-5 0.0% Game: 1-13 7.7%
FT % 1st Half: 4-6 66.7% 2nd half: 11-14 78.6% Game: 15-20 75.0%Deadball
Rebounds
1

#4/4 Oklahoma 69 • 29-4

#	Player		Total		3-Ptr		Rebounds		PF	TP	A	TO	Blk	Stl	Min
			FG-FGA	FG-FGA	FT-FTA	Off	Def	Total							
01	Stevenson, Nyeshia	f	3-6	0-3	2-2	0	2	2	1	8	3	2	0	1	29
05	Paris, Ashley	f	4-13	0-0	0-0	6	10	16	4	8	3	1	0	0	30
03	Paris, Courtney	c	4-10	0-0	1-1	1	9	10	4	9	1	1	6	1	26
13	Robinson, Danielle	g	5-5	0-0	7-7	0	3	3	1	17	7	4	0	2	35
25	Hand, Whitney	g	5-9	3-6	2-2	1	1	2	2	15	2	2	0	1	37
04	Olajuwon, Abi		0-0	0-0	1-2	1	1	2	3	1	0	2	0	0	7
10	Roethlisberger, C		4-5	0-1	0-0	0	1	1	3	8	0	1	1	0	18
14	Willis, Lauren		0-0	0-0	0-0	0	0	0	0	0	0	0	0	0	1
15	Winchester, Carolyn		0-0	0-0	0-0	0	0	0	0	0	0	0	0	0	1
21	Thompson, Amanda		0-1	0-0	1-2	0	0	0	0	0	0	0	0	0	3
31	Hammond, Rose		0-1	0-0	0-0	0	0	0	0	0	0	0	0	0	1
45	Hartman, Jasmine		1-1	0-0	0-0	0	1	1	0	2	1	1	0	0	5
53	Vining, Jenny		0-2	0-1	0-0	0	0	0	0	0	0	2	0	0	7
Team							0 4 4								
Totals			26-53	3-11	14-16	9	32	41	18	69	17	16	7	5	200

FG % 1st Half: 9-22 40.9% 2nd half: 17-31 54.8% Game: 26-63 49.1%
3FG % 1st Half: 2-5 40.0% 2nd half: 1-6 16.7% Game: 3-11 27.3%
FT % 1st Half: 9-11 81.8% 2nd half: 5-5 100.0% Game: 14-16 87.5%Deadball
Rebounds
2

Officials: June Courteau, Carla Fountain, Jesse Dickerson

Technical fouls: Georgia Tech-None. #4/4 Oklahoma-Robinson, Danielle.

Attendance: 2853

NCAA Second Round Game

Score by periods	1st	2nd	Total
Georgia Tech	29	21	50
#4/4 Oklahoma	29	40	69

In	Off	2nd	Fast	Bench
Points	24	9	14	2
GT	38	16	5	14
OU	38	16	5	14

Last FG - GT 2nd-02:38, OU 2nd-01:24.
Largest lead - GT by 1 1st-00:31, OU by 21 2nd-01:07.Score tied - 2 times.
Lead changed - 2 times.**'09** Georgia Tech
Iowa
March 22, 2009 | Carver-Hawkeye Arena (Iowa City, IA)76
62Official Basketball Box Score -- Game Totals -- Final Statistics
Georgia Tech vs Iowa
03/22/09 8:45 p.m. at Carver-Hawkeye Arena - Iowa City, IA

Georgia Tech 76 • 22-9

#	Player		Total		3-Ptr		Rebounds			PF	TP	A	TO	Blk	Stl	Min
			FG-FGA	FG-FGA	FT-FTA	Off	Def	Total								
34	Hemingway, Iasia	f	6-12	0-1	4-7	2	6	8	4	16	3	3	0	2	34	
35	Ardossi, Brigitte	f	3-6	0-0	5-6	2	7	9	3	11	2	1	0	1	35	
45	Goodlett, Sasha	c	8-15	0-0	0-0	6	7	13	1	16	0	2	0	1	34	
01	Williams, Jacqua	g	8-17	2-5	5-6	1	1	2	3	23	3	1	0	2	38	
23	Foster, Deja	g	3-9	0-0	0-2	2	0	2	5	6	0	2	0	2	26	
02	Bennett, Mo	g	2-8	0-1	0-0	6	1	7	1	4	1	0	0	2	27	
05	Walthour, Metra		0-0	0-0	0-0	0	0	0	0	0	0	0	0	0	0+	
14	Adams, LaQuanisha		0-0	0-0	0-0	0	0	0	2	0	0	0	0	0	2	
32	Regins, Chelsea		0-0	0-0	0-0	0	0	0	2	0	0	0	0	0	4	
Team							0		2							
Totals			30-67	2-7	14-21	19	24	43	21	76	9	9	0	10	200	

FG % 1st Half: 17-37 45.9% 2nd half: 13-30 43.3% Game: 30-67 44.8%
3FG % 1st Half: 1-3 33.3% 2nd half: 1-4 25.0% Game: 2-7 28.6%
FT % 1st Half: 1-4 25.0% 2nd half: 13-17 76.5% Game: 14-21 66.7%Deadball
Rebounds
2

Iowa 62 • 21-11

#	Player		Total			3-Ptr			Rebounds			PF	TP	A	TO	Blk	Stl	Min					
			FG-FGA	FG-FGA	FT-FTA	Off	Def	Total															
21	Alexander, Kachine	f	3-9	0-0	11-14	3	7	10	4	17	3	4	0	3	34								
32	Ausdemore, Wendy	f	5-8	2-4	0-0	1	2	3	4	12	3	4	0	0	37								
44	Skouby, Megan	c	2-6	0-0	0-0	1	0	1	2	4	0	1	1	0	21								
02	Wahlin, Kamille	g	4-9	2-4	4-4	0	5	5	2	14	4	2	0	1	39								
11	Smith, Kristi	g	3-10	2-7	0-0	0	4	4	2	8	3	3	0	0	40								
31	Draxten, Hannah		0-0	0-0	0-0	1	0	1	0	0	0	1	0	0	5								
45	Hamlin, JoAnn		3-5	0-0	1-3	1	3	4	1	7	1	2	0	0	23								
50	Nyenhuus, Lindsey		0-0	0-0	0-0	0	0	0	0	0	0	0	0	0	1								
Team						0 2 2																	
Totals			20-47			6-15			16-21			7 23 30			15 62			14 17 1			4 200		
FG % 1st Half:			11-28		39.3%		2nd half:		9-19		47.4%		Game:		20-47		42.6%		Deadball Rebounds				
3FG % 1st Half:			4-7		57.1%		2nd half:		2-8		25.0%		Game:		16-21		40.0%		1				
FT % 1st Half:			5-7		71.4%		2nd half:		11-14		78.6%		Game:		6-15		76.2%						

NCAA TOURNAMENT BOX SCORES

'11 Georgia Tech

Bowling Green

March 19, 2011 | St. Johns Arena (Columbus, Ohio)

69
58

Official Basketball Box Score -- Game Totals -- Final Statistics
Bowling Green vs Georgia Tech
3/19/11 11:20 AM ET at St. John Arena, Columbus, Ohio

Bowling Green 58 • 28-5

#	Player	Total		3-Ptr		Rebounds			PF	TP	A	TO	Bk	Stl	Min
		FG-FGA	FG-FGA	FT-FTA	Off	Def	Tot								
04	HENNEGAN, Maggie	f	1-5	0-0	0-0	0	0	0	3	2	0	3	2	1	23
24	UHL, Jen	f	2-2	0-0	0-0	1	2	3	2	4	0	3	0	0	26
02	PROCHASKA, Lauren	g	5-16	0-1	9-9	2	3	5	4	19	1	3	0	0	38
06	PONTIUS, Tracy	g	4-8	1-3	0-2	0	1	1	2	9	1	6	0	1	37
21	STEFFEN, Chrissy	g	5-6	1-2	5-5	1	4	5	1	16	2	3	1	0	37
11	HALFHILL, Jillian	g	0-0	0-0	0-0	0	0	0	0	0	0	0	0	0	0+
14	SLAGLE, Jessica	g	1-1	0-0	0-0	0	1	1	1	2	0	1	0	0	8
15	ALBERT, Chelsea	g	0-0	0-0	0-0	0	1	1	0	0	0	1	0	1	4
20	PAPENFUSS, Allison	g	0-1	0-0	2-2	1	2	3	1	2	0	3	0	1	8
42	HAVEL, Danielle	g	2-4	0-0	0-0	2	1	3	1	4	0	1	0	1	14
44	ZUERCHER, Kelly	g	0-0	0-0	0-0	0	0	0	1	0	1	0	0	0	5
Team					2	3	5								
Totals			20-43		2-6		16-18		16	58	5	25	3	5	200
FG % 1st Half:		11-22	50.0%	2nd half:		9-21	42.9%	Game:		20-43	46.5%	Deadball Rebounds			
3FG % 1st Half:		0-2	0.0%	2nd half:		2-4	50.0%	Game:		2-6	33.3%				
FT % 1st Half:		10-10	100.0%	2nd half:		6-8	75.0%	Game:		16-18	88.9%				

Georgia Tech 69 • 24-10

#	Player	Total		3-Ptr		Rebounds			PF	TP	A	TO	Bk	Stl	Min
		FG-FGA	FG-FGA	FT-FTA	Off	Def	Tot								
32	Regins,Chelsea	f	2-4	0-0	1-1	2	2	4	5	1	1	1	1	0	26
45	Goodlett,Sasha	c	8-15	0-0	3-3	3	0	3	4	19	2	4	2	2	28
05	Walthour,Metra	g	3-9	0-5	3-4	0	2	2	1	9	3	2	0	2	39
22	Montgomery,Alex	g	5-13	2-4	2-4	3	8	11	2	14	2	2	0	3	38
23	Foster,Deja	g	1-2	0-0	0-0	1	1	2	4	2	1	4	0	1	20
01	Maye,Dawnn	g	0-0	0-0	0-0	0	0	0	0	0	0	0	0	0	0+
02	Bennett,Mo	g	2-2	0-0	2-3	1	1	2	1	6	0	1	0	0	5
03	Taylor,Sharena	g	0-0	0-0	0-0	0	0	0	0	0	0	0	0	0	0+
10	Hamilton-Carter, D	g	0-0	0-0	0-0	0	0	0	0	0	0	0	0	0	4
14	Adams,LaQuanianisha	g	1-1	0-0	0-0	1	1	2	1	2	0	0	0	0	6
15	Marshall,Tyanna	g	5-12	0-0	2-3	4	0	4	1	12	2	2	0	5	34
44	Blain,Jasmine	g	0-0	0-0	0-0	0	0	0	0	0	0	0	0	0	0+
Team					1	1	2								
Totals			27-58		2-9		13-18		16	69	11	16	3	13	200
FG % 1st Half:		15-31	48.4%	2nd half:		12-27	44.4%	Game:		27-58	46.6%	Deadball Rebounds			
3FG % 1st Half:		0-5	0.0%	2nd half:		2-4	50.0%	Game:		2-9	22.2%				
FT % 1st Half:		3-4	75.0%	2nd half:		10-14	71.4%	Game:		13-18	72.2%				

Officials: Mark Zentz, Michael McConnell, Angela Enlund
Technical fouls: Bowling Green-None, Georgia Tech-None.
Attendance: 3881

Score by periods	1st	2nd	Total
Bowling Green	32	26	58
Georgia Tech	33	36	69

Last FG - BGSU 2nd-01:26, GT 2nd-02:54.
Largest lead - BGSU by 4 1st-17:19, GT by 15 2nd-07:44.

Points	In	Off	2nd	Fast	Bench
BGSU	32	11	6	0	8
GT	44	22	16	4	20

Score tied - 8 times.
Lead changed - 5 times.

'12 Georgia Tech

Sacred Heart

March 18, 2012 | Carmichael Arena (Chapel Hill, N.C.)

76
50

Official Basketball Box Score -- Game Totals -- Final Statistics
Sacred Heart vs Georgia Tech
03/18/12 2:50 PM at Carmichael Arena, Chapel Hill

Sacred Heart 50 • 27-6

#	Player	Total		3-Ptr		Rebounds			PF	TP	A	TO	Bk	Stl	Min
		FG-FGA	FG-FGA	FT-FTA	Off	Def	Tot								
20	Taylor, Callan	f	4-7	0-1	2-6	1	3	4	2	10	2	3	0	1	31
42	Bland, Enjoli	f	0-0	0-0	0-0	1	0	1	4	0	0	1	0	0	22
01	Norman, Erica	g	3-10	2-4	0-0	0	4	4	4	8	7	6	0	3	31
30	Washington, Gabriell	g	5-11	1-2	2-4	2	2	4	2	13	3	3	0	2	32
32	Campbell, Alexis	g	2-8	0-5	0-0	1	0	1	1	4	1	0	0	1	23
03	Evans, Kiley	g	1-1	0-0	0-0	1	0	1	0	2	0	0	0	0	4
05	Shepard, Katie	g	1-2	1-2	0-0	0	0	0	1	3	1	2	0	1	12
12	Koniszewski, Blair	g	2-7	1-4	0-0	0	0	0	1	5	0	0	0	0	18
15	Merriman, Morgan	g	2-5	0-0	1-1	1	4	5	3	5	1	3	0	1	24
21	Iovino, Kris	g	0-0	0-0	0-0	0	0	0	0	0	1	0	1	1	3
Team					2	3	5								
Totals			20-51		5-11		9	16	25	18	50	15	20	0	200
FG % 1st Half:		8-24	33.3%	2nd half:		12-27	44.4%	Game:		20-51	39.2%	Deadball Rebounds			
3FG % 1st Half:		2-9	22.2%	2nd half:		3-9	33.3%	Game:		5-18	27.8%				
FT % 1st Half:		3-6	50.0%	2nd half:		2-5	40.0%	Game:		5-11	45.5%				

Georgia Tech 76 • 25-8

#	Player		Total		3-Ptr		Rebounds			PF	TP	A	TO	Bk	Stl	Min
			FG-FGA	FG-FGA	FT-FTA	Off	Def	Tot								
41	Gortnar, Tjasa	f	0-1	0-0	3-4	1	2	3	2	3	0	1	1	1	1	18
45	Goodlett, Sasha	c	4-8	0-0	4-6	7	4	11	1	12	0	2	0	0	0	22
01	Maye, Dawnn	g	2-6	0-1	4-4	0	1	1	3	8	4	4	0	4	0	20
05	Walthour, Metra	g	3-7	2-3	0-0	0	1	1	0	8	1	2	0	0	0	24
15	Marshall, Tyanna	g	1-7	0-0	0-0	0	0	0	1	2	2	0	1	1	1	21
02	Bennett, Mo		4-5	0-0	3-4	0	3	3	1	11	2	5	0	2	0	20
03	Taylor, Sharena		1-1	0-0	0-0	0	0	0	0	2	0	0	0	0	0	4
04	Hartwell, Sarah		0-0	0-0	0-0	0	0	0	0	0	0	2	0	0	0	2
10	Hamilton-Carter, D.		0-0	0-0	0-0	1	0	1	3	0	1	1	0	2	0	9
12	Fogdemark, Frida		0-1	0-0	0-0	0	0	0	0	0	0	1	1	0	0	7
14	Adams, LaQuanianisha		0-0	0-0	0-0	0	1	1	0	0	0	0	0	0	0	11
23	Wallace, Sydney		11-13	6-8	0-0	0	1	1	1	28	1	1	0	2	0	22
32	Regins, Chelsea		1-2	0-0	0-1	1	4	5	1	2	2	0	0	0	0	20
	Team					1	3	4								
Totals			27-51	8-12	14-19	11	20	31	13	76	13	19	3	12	20	200

Officials: Joe Cunningham, Tom Danaher, Marlin Ramsey
Technical fouls: Sacred Heart-None, Georgia Tech-None.
Attendance: 1130
First Round NCAA Championship

Score by periods	1st	2nd	Total
Sacred Heart	21	29	50
Georgia Tech	38	40	76

Last FG - SHU 2nd-00:42, GT 2nd-00:52.
Largest lead - SHU by 2 1st-14:25, GT by 30 2nd-05:42.

Points	In	Off	2nd	Fast	Bench
SHU	18	11	0	4	15
GT	24	31	8	8	43

Score tied - 2 times.
Lead changed - 6 times.

'11 Ohio State

Georgia Tech

March 21, 2011 | St. Johns Arena (Columbus, Ohio)

67
60

Official Basketball Box Score -- Game Totals -- Final Statistics
Georgia Tech vs #18/24 Ohio State
3/21/11 7:20 PM ET at St. John Arena, Columbus, Ohio

Georgia Tech 60 • 24-11

#	Player		Total		3-Ptr		Rebounds			PF	TP	A	TO	Bk	Stl	Min
			FG-FGA	FG-FGA	FT-FTA	Off	Def	Tot								
32	Regins,Chelsea	f	4-8	0-0	0-0	7	1	8	2	8	1	2	0	2	34	
45	Goodlett,Sasha	c	6-12	0-0	0-0	3	3	6	3	12	1	4	0	1	34	
05	Walthour,Metra	g	6-16	1-5	2-2	1	1	2	5	15	3	2	0	4	40-	
22	Montgomery,Alex	g	3-15	1-11	0-0	0	9	9	2	7	2	1	1	1	37	
23	Foster,Deja	g	2-4	0-0	0-0	1	2	3	3	4	2	1	0	2	25	
01	Maye,Dawnn	d	0-1	0-0	0-0	0	0	0	0	0	0	0	0	0	0+	
02	Bennett,Mo	d	1-2	0-0	0-0	0	0	0	1	2	0	1	0	2	6	
14	Adams,LaQuanianisha	d	0-1	0-0	0-0	0	0	0	0	0	0	0	0	0	2	
15	Marshall,Tyauonna	d	6-13	0-1	0-0	2	0	2	4	12	1	1	0	2	22	
	Team					4	0	4				1			200	
	Totals		28-72	2-17	2-2	18	16	34	20	60	10	13	1	14	200	
	FG % 1st Half:	14-32	43.8%	2nd half:	14-40	35.0%	Game:	28-72	38.9%						Deadball	
	3FG % 1st Half:	0-5		2nd half:	2-12	16.7%	Game:	2-17	11.8%						Rebounds	
	FT % 1st Half:	2-2	100.0%	2nd half:	0-0	0.0%	Game:	2-2	100.0%						0	

NCAA TOURNAMENT BOX SCORES

'12 Baylor Georgia Tech March 24, 2012 Wells Fargo Arena (Des Moines, IA)	83 68	'14 LSU Georgia Tech March 23, 2014 Maravich Center (Baton Rouge, La.)	98 78
--	-----------------	---	-----------------

Official Basketball Box Score -- Game Totals -- Final Statistics
Sacred Heart vs Georgia Tech
03/18/12 2:50 PM at Carmichael Arena, Chapel Hill

Sacred Heart 50 • 27-6

#	Player	Total		3-Ptr		Rebounds			PF	TP	A TO Blk Stl				Min
		FG-FGA	FG-FGA	FT-FTA	FT-FTA	Off	Def	Tot			A	TO	Blk	Stl	
20	Taylor, Callan	f	4-7	0-1	2-6	1	3	4	2	10	2	3	0	1	31
42	Bland, Enjoli	f	0-0	0-0	0-0	1	0	1	4	0	0	1	0	0	22
01	Norman, Ericka	g	3-10	2-4	0-0	0	4	4	4	8	7	6	0	3	31
30	Washington, Gabriell	g	5-11	1-2	2-4	2	2	4	2	13	3	3	0	2	32
32	Campbell, Alexis	g	2-8	0-5	0-0	1	0	1	1	4	1	0	0	1	23
03	Evans, Kiley	g	1-1	0-0	0-0	1	0	1	0	2	0	0	0	0	4
05	Shepard, Katie		1-2	1-2	0-0	0	0	0	1	3	1	2	0	1	12
12	Koniszewski, Blair		2-7	1-4	0-0	0	0	0	1	5	0	0	0	0	18
15	Merriman, Morgan		2-5	0-0	1-1	1	4	5	3	5	1	3	0	1	24
21	Iovino, Kris		0-0	0-0	0-0	0	0	0	0	0	1	0	1	1	3
	Team					2	3	5							
	Totals		20-51	5-18	5-11	9	16	25	18	50	15	20	0	10	200
	FG % 1st Half:	8-24	33.3%	2nd half:	12-27	44.4%	Game:	20-51	39.2%						Deadball
	3FG % 1st Half:	2-9	22.2%	2nd half:	3-9	33.3%	Game:	5-18	27.8%						Rebounds
	FT % 1st Half:	3-6	50.0%	2nd half:	2-5	40.0%	Game:	5-11	45.5%						7

Georgia Tech 76 • 25-8

#	Player	Total		3-Ptr		Rebounds			PF	TP	A TO Blk Stl				Min
		FG-FGA	FG-FGA	FT-FTA	FT-FTA	Off	Def	Tot			A	TO	Blk	Stl	
41	Gortnar, Tjasa	f	0-1	0-0	3-4	1	2	3	2	3	0	1	1	1	18
45	Goodlett, Sasha	c	4-8	0-0	4-6	7	4	11	1	12	0	2	0	0	22
01	Maye, Dawnn	g	2-6	0-1	4-4	0	1	1	3	8	4	4	0	4	20
05	Walthour, Metra	g	3-7	2-3	0-0	0	1	1	0	8	1	2	0	0	24
15	Marshall, Tyaunna	g	1-7	0-0	0-0	0	0	0	1	2	2	0	1	1	21
02	Bennett, Mo		4-5	0-0	3-4	0	3	3	1	11	2	5	0	2	20
03	Taylor, Sharena		1-1	0-0	0-0	0	0	0	0	2	0	0	0	0	4
04	Hartwell, Sarah		0-0	0-0	0-0	0	0	0	0	0	2	0	0	0	2
10	Hamilton-Carter, D.		0-0	0-0	0-0	1	0	1	3	0	1	1	0	2	9
12	Fogdemark, Frida		0-1	0-0	0-0	0	0	0	0	0	0	1	1	0	7
14	Adams, LaQuanisha		0-0	0-0	0-0	0	1	1	0	0	0	0	0	0	11
23	Wallace, Sydney		11-13	6-8	0-0	0	1	1	1	28	1	1	0	2	22
32	Regins, Chelsea		1-2	0-0	0-1	1	4	5	1	2	2	0	0	0	20
	Team					1	3	4							
	Totals		27-51	8-12	14-19	11	20	31	13	76	13	19	3	12	200
	FG % 1st Half:	13-26	50.0%	2nd half:	14-25	56.0%	Game:	27-51	52.9%						Deadball
	3FG % 1st Half:	4-5	80.0%	2nd half:	4-7	57.1%	Game:	8-12	66.7%						Rebounds
	FT % 1st Half:	6-10	60.0%	2nd half:	8-9	88.9%	Game:	14-19	73.7%						2.1

Officials: Joe Cunningham, Tom Danaher, Marlin Ramsey
Technical fouls: Sacred Heart-None. Georgia Tech-None.
Attendance: 1139
First Round NCAA Championship

Score by periods	1st	2nd	Total
Sacred Heart	21	29	50
Georgia Tech	36	40	76

Last FG - SHU 2nd-00:42, GT 2nd-00:52.
Largest lead - SHU by 2 1st-14:25, GT by 30 2nd-05:42.

Points	In	Off	2nd	Fast	Bench
SHU	18	11	0	4	15
GT	24	31	8	8	43

Score tied - 2 times.
Lead changed - 6 times.

Official Basketball Box Score -- Game Totals -- Final Statistics
Georgia Tech vs LSU
03/23/14 11:30 am at Baton Rouge, La. (Maravich Center)

Georgia Tech 78 • 20-12

#	Player	Total		3-Ptr		Rebounds			PF	TP	A TO Blk Stl				Min
		FG-FGA	FG-FGA	FT-FTA	FT-FTA	Off	Def	Tot			A	TO	Blk	Stl	
54	Roddreka Rogers	f	2-6	0-0	0-0	3	1	4	0	4	2	0	0	0	15
24	Shayla Bivins	c	0-0	0-0	0-0	1	0	1	2	0	0	0	1	0	6
03	Kaela Davis	g	4-14	2-7	6-6	0	1	1	3	16	1	3	1	0	39
15	Tyaunna Marshall	g	9-19	0-1	2-3	3	4	7	2	20	3	3	1	4	33
23	Sydney Wallace	g	9-22	2-13	0-0	0	2	2	1	20	1	1	0	1	36
01	Dawnn Maye		1-2	0-0	0-0	0	2	2	5	2	0	2	0	5	20
02	Aaliyah Whiteside		2-6	0-1	1-2	1	2	3	3	5	1	1	0	2	22
10	Katarina Vuckovic		0-1	0-0	0-0	0	0	0	0	0	0	0	0	0	2
11	Nariah Taylor		3-5	0-0	5-6	0	5	5	4	11	1	2	2	0	22
12	Frida Fogdemark		0-0	0-0	0-0	1	0	1	0	0	0	0	0	0	1
40	Gabrielle Holston		0-1	0-0	0-0	1	0	1	3	0	1	2	0	2	4
	Team					2	1	3							
	Totals		30-76	4-22	14-17	12	18	30	23	78	10	15	5	14	200
	FG % 1st Half:	17-33	51.5%	2nd half:	13-43	30.2%	Game:	30-76	39.5%						Deadball
	3FG % 1st Half:	3-8	37.5%	2nd half:	1-14	7.1%	Game:	4-22	18.2%						Rebounds
	FT % 1st Half:	7-7	100.0%	2nd half:	7-10	70.0%	Game:	14-17	82.4%						1

LSU 98 • 20-12

#	Player	Total		3-Ptr		Rebounds			PF	TP	A TO Blk Stl				Min
		FG-FGA	FG-FGA	FT-FTA	FT-FTA	Off	Def	Tot			A	TO	Blk	Stl	
32	BALLARD, Danielle	f	7-17	0-1	10-12	7	10	17	3	24	4	7	0	2	35
55	PLAISANCE, Theresa	f	8-17	0-1	5-6	3	8	11	3	21	0	1	0	1	34
21	MCKINNEY, Shanece	c	5-5	0-0	4-6	4	2	6	1	14	0	2	6	1	32
05	KENNEY, Jeanne	g	5-13	1-5	0-0	0	7	7	2	11	6	4	0	0	31
11	MONCRIEF, Raigyne	g	3-5	0-0	0-0	1	2	3	2	6	1	1	0	0	8
04	PEDERSEN, Anne		0-0	0-0	0-0	1	0	1	1	0	0	0	0	0	9
10	RHODES, Jasmine		0-0	0-0	0-0	0	1	1	0	0	0	0	0	0	2
13	HILL, Rina		1-3	0-0	1-2	0	0	0	1	3	1	2	0	0	10
24	HARDEN, DaShawn		5-8	3-3	4-4	2	2	4	3	17	1	5	0	1	28
42	BOYKIN, Sheila		1-2	0-0	0-0	0	0	0	2	2	1	1	1	1	11
	Team					3	4	7							
	Totals		35-70	4-10	24-30	21	36	57	18	98	14	23	7	6	200
	FG % 1st Half:	18-41	43.9%	2nd half:	17-29	58.6%	Game:	35-70	50.0%						Deadball
	3FG % 1st Half:	3-6	50.0%	2nd half:	1-4	25.0%	Game:	4-10	40.0%						Rebounds
	FT % 1st Half:	12-14	85.7%	2nd half:	12-16	75.0%	Game:	24-30	80.0%						2

Officials: R. Jack Jones; U1: Maj Foresberg; U2: Pualani Spurlock
Technical fouls: Georgia Tech-None. LSU-None.
Attendance:
2014 NCAA Tournament First Round

Score by periods	1st	2nd	Total
Georgia Tech	44	34	78
LSU	51	47	98

Last FG - GT 2nd-02:59, LSU 2nd-00:16.
Largest lead - GT None, LSU by 20 2nd-07:40.

Points	In	Off	2nd	Fast	Bench
GT	32	25	9	4	18
LSU	44	11	23	4	22

Score tied - 0 times.
Lead changed - 0 times.

TECH

2016-17 SCHEDULE

NOV. 11	SAMFORD	5:30PM	JAN. 15	SYRACUSE	1 PM
NOV. 13	ALABAMA STATE	2 PM	JAN. 18	AT LOUISVILLE	7 PM
NOV. 16	AT KENNESAW ST.	7 PM	JAN. 22	AT WAKE FOREST	2 PM
NOV. 20	GEORGIA	2 PM	JAN. 26	FLORIDA STATE	7 PM
NOV. 25	DAYTON *	3 PM	JAN. 29	AT CLEMSON	2 PM
NOV. 26	JUNKANOO JAM *	2 PM	FEB. 2	AT VIRGINIA	7 PM
DEC. 1	MICHIGAN	7 PM	FEB. 5	VIRGINIA TECH	2 PM
DEC. 3	GEORGIA STATE	2 PM	FEB. 9	NC STATE	7 PM
DEC. 7	MERCER	7 PM	FEB. 12	AT NOTRE DAME	1 PM
DEC. 11	APP STATE	2 PM	FEB. 16	AT NORTH CAROLINA	7 PM
DEC. 17	AT ALABAMA	3 PM	FEB. 19	PITTSBURGH	2 PM
DEC. 22	AT MTSU	7 PM	FEB. 23	CLEMSON	7 PM
DEC. 29	PRINCETON	7 PM	FEB. 26	AT MIAMI	1 PM
JAN. 2	NOTRE DAME	7 PM	MAR. 1-5	ACC TOURNAMENT	
JAN. 5	DUKE	7 PM			
JAN. 12	AT BOSTON COLLEGE	7 PM			



/GTWOMENSBASKETBALL



@GTWBB



GTWBB

RamblinWreck.com

**TOGETHER
WESWARM**