



**Georgia Tech Athletic Association
Board of Trustees
April 16, 2015
9:00 a.m.**

Jere W. Goldsmith Conference Room, GTAA Edge Building

AGENDA

- | | | |
|----|--|----------------------|
| 1. | WELCOME & INTRODUCTION | PRESIDENT PETERSON |
| 2. | APPROVAL OF PREVIOUS MINUTES <ul style="list-style-type: none">January 22, 2015 Minutes (<i>Attachment A</i>) | PRESIDENT PETERSON |
| 3. | PRESIDENT'S REPORT | PRESIDENT PETERSON |
| 4. | ADMINISTRATION AND FINANCE COMMITTEE REPORT <ul style="list-style-type: none">April 10, 2015 Meeting Minutes (<i>Attachment B</i>) | MR. STEVE SWANT |
| 5. | COMPLIANCE AND EQUITY COMMITTEE REPORT <ul style="list-style-type: none">February 9, 2015 & March 31, 2015 Meeting Minutes (<i>Attachment C</i>) | DR. REGGIE DESROCHES |
| 6. | ACADEMICS COMMITTEE REPORT <ul style="list-style-type: none">March 31, 2015 Meeting Minutes (<i>Attachment D</i>) | DR. JOHN TONE |
| 7. | ATHLETIC DIRECTOR'S REPORT | MR. MIKE BOBINSKI |
| 8. | OTHER BUSINESS <ul style="list-style-type: none">Conflict of Interest Policy & Disclosure Statement (<i>Attachment E</i>) | |
| 9. | EXECUTIVE SESSION | |

Next Board Meeting Dates:

- June 25, 2015

Georgia Tech Athletic Association Board of Trustees

Meeting Minutes January 22, 2015

The Board of Trustees of the Georgia Tech Athletic Association met in regular session in the Goldsmith Conference room at 9:00 a.m. on Thursday, January 22, 2015.

The following Board members, officers and invitees were present: Dr. G.P. "Bud" Peterson, Dr. Reginald DesRoches, Ms. Lynn Durham, Mr. Mike Bobinski, Mr. Pat McKenna, Mr. Joe Irwin, Mrs. Phyllis LaBaw, Ms. Shoshanna Engel, Mr. Doug Allvine, Mr. Rick Thorpe, Mr. Jim Hall, Dr. John Tone, Mr. Al Trujillo, Mr. Jack Thompson, Mr. Dillon Roseen, Mr. Marvin Lewis, Dr. Mac Nease, Dr. Jud Ready, Mr. Mike Anderson, Dr. George Riley, Dr. William Schafer, Dr. Usha Nair-Reichert and guest Mr. Ken Sugiura.

President Peterson welcomed all present at 9:00 a.m. and proceeded to call of the approval of minutes, requesting any questions, comments or concerns. A motion to accept the minutes was called. The motion was seconded; all were in favor. Minutes were approved.

Prior to providing his report, President Peterson noted that due to additional obligations he would be leaving the meeting prior to adjournment and the Mr. Bobinski would lead the meeting in his absence. Also he noted that Treasurer, Mr. Steve Swant, was attending another meeting and accordingly, Mr. Marvin Lewis would provide the Finance and Administration Committee Report. President Peterson announced that Dr. Bill Schafer would be leaving Georgia Tech in February for West Virginia University where he will serve as Vice President for Student Life. The president wished him all the best and announced that John Stein will serve as interim Vice President of Student Affairs and Dean of Students.

President Peterson provided a brief recap of the 2015 NCAA Convention and reported that the ACC played a very visible and positive role during the meetings while maintaining the focus on balancing academics and athletics. Full cost of attendance legislation, which permits the full cost of attendance to be covered by athletics scholarships, passed and the ACC advocated for stronger scholarship renewal legislation, which also passed. President Peterson noted that voting among most proposals was consistent between conferences and that the meeting was productive, particularly concerning the new NCAA autonomy structure.

President Peterson informed the Board that Georgia Tech received more than 17,000 applications for early admission, representing approximately a 4% increase from the previous year. Quality of applications continues to grow and now more prospective students apply for early admission than the total number of applicants six years ago. Students admitted early to Georgia Tech presented a 1488 average SAT, nine Advanced Placement (AP) courses, and the population was 40% female.

Georgia Tech is embarking on a wellness initiative after hearing recommendations from both the mental health and sexual violence task forces. This initiative will involve some administrative restructuring in order to develop and staff a campus center for health and well-being that will encompass emotional, physical, and mental health. The center will be accessible for the entire campus, including students, staff, and faculty. It is anticipated that athletics and the Total Person Program will partner in this effort. There will also be a spiritual component, and the campus faith communities will be welcomed to hopefully provide something similar to the Total

Person Program to the entire campus. Ms. Lynn Durham noted that the goal is for the center to be fully operational by fall 2015.

President Peterson summarized other campus news, including a funding request for the Holland Heating and Cooling Plant adjacent to the west side of the football stadium. The small capital project process was briefly discussed and President Peterson assured the Board that all Georgia Tech and GTAA interests are in good hands with Dene Sheheane, Vice President for Government and Community Relations. In addition, the president noted that the Capital Campaign surpassed the overall \$1.5 billion goal during October 2014 but that they will continue to fulfill all unit and individual goals through the end of the campaign in December 2015. All pledges should be collected by 2020. Georgia Tech reached the \$34 million match goal for the Engineered Biosystems Building (EBB) and is set to open on July 1, 2015. On the horizon is the SACS accreditation visit March 9-12, which occurs every ten years. Following the last accreditation, the Institute's Quality Enhancement Plan (QEP) included the International Plan, which continues to be successful. This QEP is called "Serve. Learn. Sustain" and infuses service learning and sustainability into our curriculum.

Marvin Lewis provided the Administration and Finance Committee report in Steve Swant's absence. Mr. Lewis directed attendees to the enclosed packet and FY15 summary as he explained the \$1.8 million surplus predominantly due to the University of Maryland ACC exit fee share provided to conference members. Mr. Lewis reviewed the financial impact of the 2014 football postseason, including participation in the ACC Football Championship and the Capital One Orange Bowl. Georgia Tech did incur a shortfall of \$300,000 overall, but the positive impact of participation in both events from a public relations and marketing standpoint, while difficult to quantify, is significant. Mr. Lewis reviewed the ticketing aspect of revenue and expenses, including the 15,000 ticket allotment provided for the Orange Bowl. While the ACC supplements up to half of that total number, Georgia Tech sold approximately 3,000 Orange Bowl tickets due to a variety of circumstances including the timing of the game over the New Year's holiday. The net loss was a result of the ticket shortfall and expenses which exceed funding provided by the ACC and the Orange Bowl Committee, respectively.

Mr. Lewis closed his report by explaining the budget process for FY16, including the implementation of zero-based budgeting in order to build the budget based on actual need rather than a baseline budget. Mr. Lewis also reported that in December 2014, Moody's approved the GTAA's A2 credit rating, noting that the organization was deemed stable and demonstrated a strong historical philanthropic support system.

Dr. Reggie DesRoches provided the Compliance and Equity Committee report and directed attendees to the enclosed committee minutes for reference. Dr. DesRoches provided a brief synopsis of the committee's recent focus on the student-athlete survey, conducted with the aid of the Office of Student Assessment, including a more usable survey tool. The committee is working to add some additional questions concerning student-athletes who are graduating and/or exhausting athletics eligibility.

Dr. DesRoches discussed in-person exit interviews, another component of the annual evaluation program. Olympic sport interviews have traditionally been conducted by the Senior Woman Administrator, Theresa Wenzel, who also currently serves as the sport administrator for all Olympic sports. A pilot program with a goal to modify and apply the process more broadly across all sports was conducted with football players following the fall 2014 season. Dr. DesRoches and Mr. Ryan Bamford, the sport administrator for football, met with five football student-athletes. Each meeting lasted approximately 45 minutes and Dr. DesRoches' questions

focused on academic issues while Mr. Bamford's questions addressed athletics experience. Dr. DesRoches reported that several themes emerged, including athletics academic support as a great strength and the challenges students feel integrating with the general student population. Mr. Mike Anderson inquired about how the data is utilized and Dr. DesRoches explained that sport administrators share the data with coaches to analyze performance and programming needs while the Compliance and Equity Committee reviews aggregate data to make overall recommendations concerning programming and integration into campus life. Mr. Joe Irwin asked whether student-athletes display satisfaction with their experience. Dr. DesRoches reported that based on his in-person exit interviews that students reported they would choose to come to Georgia Tech again, they were generally thrilled with their experience, and while the experience was tough at times, they are very happy to be graduating with a Georgia Tech degree and are thankful for the support they received during their time as students.

Dr. John Tone provided the Academics Committee report. The committee discussed the academic eligibility certification calendar followed by a discussion concerning the growing perception amongst faculty that underperforming student-athletes are admitted to Georgia Tech, which therefore damages the Institute's brand. Dr. Tone commented on whether the growing perception should be addressed. Mr. Bobinski explained that the most recent semester (fall 2014) was one of Tech's most academically successful to date and that while perception is developed from media and anecdotal accounts, student-athletes are performing extremely well and in-line with the general student body. Dr. Tone asked Mr. Bobinski how this perception may be changed and Mr. Bobinski responded that the GTAA aims to tell positive stories but unfortunately, those are not the stories that garner widespread attention.

Mr. Bobinski provided the Athletic Director's report. Spring is a very busy time athletically as all sports except football and volleyball actively practice during the month of January. Mr. Bobinski addressed the three week rough stretch in men's basketball and reported that he recently attended practice and observed all of the student-athletes working hard and putting maximum effort into practice. Mr. Bobinski also recounted that the ACC Football Championship game set a record for television viewership with more than 10 million views on ABC, and that a defining moment of the football season came during the game against the University of Miami when the fans and team came together in the belief that the team could achieve great success. Mr. Bobinski cited this as an example of how it 'should' be and that the environment the coaching staff fostered enabled student-athletes to come together for a fantastic experience that culminated with the Orange Bowl victory. This provides a great platform going into the next football season.

Mr. Bobinski provided a summary of the NCAA Convention that occurred the week prior, including the first meeting of the Autonomy group consisting of the five major Division I conferences. The first item described was an autonomy resolution that passed and included a two-year time period to include study time demands and engagement with campus, among other things that address the qualitative experiences of student-athletes. Increasing the value of an athletics scholarship to the cost of attendance also passed with a 79-1 vote. Mr. Bobinski noted that Georgia Tech anticipated this measure and will incur an additional \$500,000 in scholarship expenses that have already been accounted for in the FY16 budget. The value of a scholarship will include tuition, fees, room, board and books as it is now defined, plus miscellaneous expenses. The miscellaneous expense allotment is determined by the financial aid office, with no involvement from Athletics. Student-athletes that receive a partial scholarship will get a proportional share of the miscellaneous expenses. Cost of attendance can involve many things and differs from campus to campus. It may not be adjusted for recruiting purposes. Mr. Bobinski stated that the GTAA is working hard to carefully and clearly lay out what

resources above and beyond the cost of attendance are provided to Georgia Tech student-athletes. Another approved proposal eliminated an institution's ability to not renew an athletics scholarship due to athletics performance. The student-athletes in attendance at the NCAA Convention were very outspoken and their feedback was heartfelt and added depth and perspective to the dialogue prior to the vote. While several of the student-athletes expressed the sentiment that coaches should retain the ability to reduce or not renew a scholarship based on performance, Mr. Bobinski explained that coaches at Georgia Tech do not unilaterally make scholarship decisions and that the passed legislation has in some form been in practice at Georgia Tech already. Mr. Bobinski stated that many changes are yet to come, including the possible financial and philosophical challenges that may come out of the O'Bannon appeal case.

Mr. Bobinski also provided a brief facilities update, including the completion of phase one of the Russ Chandler Stadium baseball project which provided a tremendous improvement garnering excitement from both players and coaches. Other projects include planned work for the golf facility and the redesign of the Edge building. The focus of the Edge redesign will remain on providing the best possible service to student-athletes to facilitate success athletically and academically.

Mr. Bobinski closed his report with a brief summary of the strategic planning process for the GTAA. A strategic plan has not been done in quite some time and the GTAA needs a sense of clarity and cohesiveness. Mr. Bobinski stated that the plan is important and necessary and he is hopeful that it will create a sense of direction and shared purpose and vision for all involved with the GTAA.

The meeting adjourned at 10:20 a.m.

President G. P. "Bud" Peterson

Secretary Bill Todd

GEORGIA TECH ATHLETIC ASSOCIATION (GTAA)
MINUTES FROM THE ADMINISTRATION & FINANCE COMMITTEE
April 10, 2015

ATTENDING MEMBERS & GUESTS

Steve Swant (Chairman), Jim Terry, Dillon Roseen, Doug Allvine, Mike Bobinski, Marvin Lewis

MEETING

The meeting took place in the Griffin Conference Room and began at 3:03 pm.

Welcome and Introductions

Mr. Swant welcomed the committee and asked Mr. Lewis to begin reviewing the agenda.

FY15 Year-to-Date Financial Performance Review

Mr. Lewis noted that GTAA is projected to finish the year with a \$2.3M surplus. He noted that the surplus was mainly due to the unbudgeted \$2.6M distribution of ACC/Maryland settlement.

Mr. Lewis provided explanations for the budget variances in the primary revenue and expense line items. The items of merit are detailed below:

- Men's and Women's Basketball finished the season short of the budgeted ticket sales goals, while Baseball is tracking well and should meet budget expectations.
- Anticipate a \$300K shortfall in AT donations due to the transition of staff – new Director and Associate Director of Annual Giving.
- Rolling Stones concert will generate approximately \$250K in unbudgeted revenue. With success, may have an opportunity to host a large concert annually.

Committee members discussed the Rolling Stones concert in more detail and noted that it has been 20+ years since GTAA hosted a concert. Mr. Terry noted that suite sales for the event are strong and should sell out. Mr. Roseen noted that students are excited to have a concert hosted on campus and their attendance should be strong.

- Scholarship savings due to unused scholarships and additional in-state student-athletes.
- Provided an additional \$100K in nutrition expenses with the introduction of the Nutrition Station held on the ground level of the Edge Building.

Mr. Bobinski noted that the additional \$100K is significant to the GTAA budget, but other schools have invested greater resources into their nutrition programs. GTAA will continue to review opportunities to enhance the nutrition program.

FY16 Zero-Based Budget (Draft) Review

Mr. Lewis updated the group on the zero-based budget process and presented a tentative draft of the FY16 budget. Mr. Lewis noted that GTAA is projecting a balanced budget for FY16 and then provided explanations for the year-to-year budget variances in the primary revenue and expense line items. The items of merit are detailed below:

- Slight decline in the ACC distributions due to increases in the conference operating budget. Also, the Orange Bowl is a part of the College Football Playoff (CFP) Semifinals and therefore the conference doesn't receive revenue for the game (\$1.4M impact).

Mr. Bobinski noted that this is a once every four (4) years issue and the ACC will receive revenue again in FY17. Mr. Lewis noted that ACC distributions may increase after the conference's success in the 2015 NCAA Men's Basketball Tournament.

- Ticket sales growth is largely due to Football - one (1) additional home game, strong home schedule (UGA, FSU, and VT), and sales momentum after a successful 2014 season.

Mr. Bobinski noted that premium football inventory (suites/club seats) is sold out for the 2015 season. Mr. Lewis noted that revenue estimates are conservative and GTAA could see growth in FB TECH Fund and suite/club sales.

- Endowment draws will include \$750K for Bobby Dodd Stadium improvements, \$3M golf project, and \$150K from the AD's Initiative Fund to support nutrition enhancements for each program.
- Anticipating a 2% across the board merit increase for personnel totaling approximately \$270K in additional costs. GTAA is also planning to add three (3) new administrative positions for FY16 (2 – Video Operations, 1 – Total Person Program).
- Scholarships include an anticipated 9% tuition increase (\$275K) as well as the full cost-of-attendance adjustment (\$470K) which results in an additional \$745K in expenses for FY16.

Mr. Bobinski and Mr. Lewis noted that the \$500K budget increase is a net figure as scholarship reductions were found after working with the Compliance Office to more accurately project the number of in-state vs. out-of-state student-athletes for FY16.

- Charter flight expenses continue to rise for Football, Men's Basketball, and Women's Basketball. For the upcoming Football season, charter costs have increased by approximately \$50K per flight.
- Provided over \$300K in nutrition resources to the sports programs and investing additional resources into Video Operations.

Mr. Swant noted the improved financial success of GTAA as well as the growing fund balance.

Mr. Lewis then provided the group with an update on the staffing changes within the Business Office and provided notes/recommendations resulting from the zero-based budgeting process. He specifically noted areas in which funds would be reallocated to improve accountability, monitoring, and financial analysis in the future.

Other Items

Mr. Lewis updated the committee on GTAA securing consulting services from Durrett & David Risk Management, Inc. to conduct an independent insurance and risk management review beginning with the July 1, 2015 renewal cycle.

Mr. Bobinski updated the group on the status of various facility projects.

Closing

The meeting adjourned at 3:54 p.m.

Mr. Steve Swant – Chair

**GEORGIA TECH ATHLETIC ASSOCIATION
FY15 OPERATING BUDGET PROJECTION (AS OF APRIL 2015)**

	BUDGET	ACTUALS	PROJECTED YEAR END	PROJECTED VS BUDGET	NOTES
REVENUES					
ACC Distribution	\$22,630,000	\$7,793,115	\$25,204,000	\$2,574,000	unbudgeted ACC distribution of \$2.6M
Ticket Sales	\$9,783,000	\$9,687,148	\$9,687,148	(\$95,852)	impact of MBB ticket sales shortfall of \$300K
Guarantees Received	\$600,000	\$300,000	\$600,000	\$0	
TECH Fund	\$5,045,000	\$4,497,717	\$5,134,000	\$89,000	
Suites and Club seats (Combine)	\$4,008,000	\$3,836,959	\$4,354,000	\$346,000	FB suite/club sales windfall with strong season
Sponsorships	\$6,749,000	\$4,463,013	\$6,774,000	\$25,000	
Student Fees	\$5,173,000	\$5,339,671	\$5,339,671	\$166,671	
AT Donations & Endow. Draws	\$5,393,000	\$3,999,689	\$5,093,000	(\$300,000)	est. shortfall in AT Fund due to staffing transition
Institutional Support	\$2,077,000	\$1,643,368	\$2,077,000	\$0	
Other	\$11,276,000	\$1,111,061	\$11,581,000	\$305,000	\$250K unbudgeted revenue (Rolling Stones)
TOTAL- Before Bowl/ACC Champ	\$72,734,000	\$42,671,741	\$75,843,819	\$3,109,819	
Bowl Game/ACC Champ Revenues	\$1,000,000	\$0	\$3,382,076	\$2,382,076	includes \$2.1M ACC travel supplement + \$1M in ticket sales (ACC and Orange Bowl)
TOTAL REVENUES	\$73,734,000	\$42,671,741	\$79,225,895	\$5,491,895	
EXPENSES					
Personnel	\$22,927,000	\$17,390,218	\$23,240,000	\$313,000	unbudgeted benefits expenses + new FB agreements for P. Johnson/T. Roof
Scholarships	\$9,960,000	\$6,606,985	\$9,477,000	(\$483,000)	savings from unused scholarships and in-state SA
Travel & Post Season	\$3,742,000	\$3,376,955	\$4,008,000	\$266,000	impact of increase in charter costs (MBB, WBB)
Recruiting	\$1,367,000	\$921,385	\$1,443,000	\$76,000	
Event & Other Services	\$3,320,000	\$2,046,061	\$3,233,000	(\$87,000)	
General & Administrative	\$6,677,000	\$5,330,736	\$6,827,000	\$150,000	\$100K increase in nutrition expenses
Guarantees	\$1,488,000	\$1,064,422	\$1,484,000	(\$4,000)	
Physical Plant	\$2,002,000	\$1,631,265	\$1,885,000	(\$117,000)	
Utilities	\$984,000	\$251,138	\$984,000	\$0	
Uniforms and Equipment	\$728,000	\$600,695	\$691,000	(\$37,000)	
Repairs & Maintenance	\$5,435,000	\$4,307,096	\$5,483,000	\$48,000	
Debt Service	\$13,379,000	\$5,808,838	\$13,379,000	\$0	
Sales Taxes	\$725,000	\$646,112	\$675,000	(\$50,000)	
TOTAL- Before Bowl/ACC Champ	\$72,734,000	\$49,981,907	\$72,809,000	\$75,000	
Bowl Game/ACC Champ Expenses	\$1,000,000	\$1,766,148	\$4,068,000	\$3,068,000	\$1M ACC Championships + \$3M Orange Bowl
TOTAL EXPENSES	\$73,734,000	\$51,748,055	\$76,877,000	\$3,143,000	
NET INCOME/(LOSS)	\$0	(\$9,076,314)	\$2,348,895	\$2,348,895	
Beginning Fund Balance	\$4,500,500	\$4,500,500	\$4,500,500		
FY 15 Net Income (Loss)	\$0	(\$9,076,314)	\$2,348,895		
Ending Fund Balance	\$4,500,500	(\$4,575,814)	\$6,849,395		

**GEORGIA TECH ATHLETIC ASSOCIATION
FY16 OPERATING BUDGET (DRAFT)**

DESCRIPTION	FY15 BUDGET	FY16 PROJECTED	VARIANCE	NOTES
REVENUES				
ACC Distribution	\$23,630,000	\$22,880,000	(\$750,000)	increase in ACC expenses (legal fees, media commissions)
Ticket Sales	\$9,783,000	\$12,915,000	\$3,132,000	FB = 1 additional home game + UGA, FSU, VT + est. 23K ST (21K sold in 2014); MBB = 3K ST (30% reduction)
Guarantees Received	\$600,000	\$21,500	(\$578,500)	no FB guarantees for 2015
TECH Fund	\$5,045,000	\$4,982,000	(\$63,000)	
Suites and Club seats (Combine)	\$4,008,000	\$4,107,000	\$99,000	
Sponsorships	\$6,749,000	\$7,090,000	\$341,000	\$250K increase in IMG guarantee
Student Fees	\$5,173,000	\$5,320,000	\$147,000	FY15 actuals = \$5.3M
AT Donations & Endow. Draws	\$5,393,000	\$13,994,000	\$8,601,000	\$3M golf project + \$750K BDS repairs + \$150K AD Fund
Institutional Support	\$2,077,000	\$2,077,000	\$0	
Other	\$11,276,000	\$1,865,000	(\$9,411,000)	reallocated LTGF distributions to "Endowment Draws" above
TOTAL REVENUES	\$73,734,000	\$75,251,500	\$1,517,500	2% increase in total revenue
EXPENSES				
Personnel	\$23,015,000	\$24,233,000	\$1,218,000	2% increase + contracted salary adjustments + 3 new positions (2 - Video Operations, 1 - Total Person Program)
Scholarships	\$9,960,000	\$10,464,000	\$504,000	9% tuition increase + cost of attendance adjustment
Travel & Post Season	\$4,727,000	\$4,965,550	\$238,550	increase in charter costs (FB, MBB, WBB)
Recruiting	\$1,371,000	\$1,417,500	\$46,500	
Event & Other Services	\$3,320,000	\$3,474,300	\$154,300	
General & Administrative	\$6,678,000	\$6,458,150	(\$219,850)	\$300K of added nutritional expenses; \$500K contingency
Guarantees	\$1,488,000	\$1,266,000	(\$222,000)	\$225K reduction in FB guarantees (Alcorn St., UGA Only)
Physical Plant	\$2,000,000	\$2,000,000	\$0	
Utilities	\$984,000	\$1,000,000	\$16,000	
Uniforms and Equipment	\$652,000	\$864,000	\$212,000	investment in video operations
Repairs & Maintenance	\$5,435,000	\$4,751,000	(\$684,000)	FY15 included \$4.5M for BB project; FY16 includes \$3M golf property + \$750K BDS repairs + misc. projects
Debt Service	\$13,379,000	\$13,358,000	(\$21,000)	
Sales Taxes	\$725,000	\$1,000,000	\$275,000	approx. 8% of ticket sales
Other	\$0	\$0	\$0	
TOTAL EXPENSES	\$73,734,000	\$75,251,500	\$1,517,500	2% increase in total expenditures
NET INCOME/(LOSS)	\$0	\$0	\$0	
Beginning Fund Balance	\$4,500,500	\$6,849,395		
Net Income (Budget)	\$0	\$0		
Net Income (Projected)	\$2,348,895	\$0		
Ending Fund Balance	\$6,849,395	\$6,849,395		

FY16 Zero-Based Budgeting Notes/Recommendations

1. Individual Teams – focus resource allocation on four (4) main areas
 - a. Travel
 - b. Recruiting
 - c. Equipment
 - d. Meals/Nutrition
2. Administrative Units
 - a. Allocate funds to the appropriate unit making the decision and hold that individual accountable for management/monitoring spending
 - b. Minor investments in internal areas (IT, Video Operations, etc.)
3. Cell Phones and Land Lines
 - a. Elimination of land lines for coaches and select staff
 - b. Estimated savings of \$50K
4. Reallocation of Post Season Budget
 - a. Management by the Business Office
 - b. Streamline processing and management of expenses/reimbursements
 - c. Reimbursement overages used to support department, not individual teams
 - d. Allow coaches to make appropriate travel decisions for post season competitions that aren't impacted by budget constraints
5. Reallocation of Letterwinner Awards Budget
 - a. Budgeted and managed through Equipment Operations to increase efficiencies
 - b. Consistency within the department
 - c. Development of an ordering calendar for streamlined processing
6. Reallocation of Administration Budget
 - a. Improved management and accountability for respective unit heads impacted (Human Resources, Information Technology, Business Office)
7. Personnel
 - a. Identify and document salary of student/graduate assistants and interns
 - b. Identify and document the number of student/graduate assistant and interns
8. Empower Business Office to Maintain Proper Accounting
 - a. Applying expenses to proper expense code to improve reporting and analysis
 - b. Serve a gate keepers to ensure department is following policies/procedures and making sound business decisions.
9. Student Assistance Fund
 - a. Purposefully allocate resources that impact student-athletes
 - b. May look to establish a committee to review annual budget and spend

GTAA Compliance & Equity Committee
Meeting Minutes
March 25, 2015

Present:

Angela Bradd	Morgan Jackson	Alexa Ramirez, <i>Admin Liaison</i>
Reginald DesRoches	Mollie Mayfield	Stephanie Ray
Shoshanna Engel	Usha Nair-Reichert	Theresa Wenzel
Carla Gilson	J. Burns Newsome	Janice Wittschiebe

Introduction

Committee chair Reginald DesRoches welcomed members of the GTAA Compliance and Equity Committee (“Committee”). Prior to the meeting, the committee received for review the minutes from the February 9, 2015 meeting (attachment no. 1).

Reginald DesRoches distributed the meeting agenda (attachment no. 2) and welcomed Alexa Ramirez, whom will be taking over for Ellen Cormack as admin liaison, to the committee. DesRoches also recognized Janice Wittschiebe, who was one of four recipients of the Joseph Mayo Pettit Distinguished Service Award (the highest award conferred by the Georgia Tech Alumni Association) at this year’s White & Gold Honors Gala.

The NCAA Sport Sponsorship Report

Shoshanna Engel reviewed the NCAA Sport Sponsorship Report and forms contained therein (attachment no. 3), explaining that this report tracks demographic information that Georgia Tech (the “Institute”) provides to the NCAA, such as student-athlete demographics, coach and staff demographics, and overall Institute demographic data. The data included in the report is submitted annually by GTAA compliance staff by August 15, reporting on the previous year.

The report also tracks the Institute’s use of scholarships, the minimum number of sports we must sponsor, and minimum number of contests we must participate in for each sport as a Division I school. Georgia Tech awarded 131.04 athletics grants in aid for 2013-14 for men’s sports and 64.68 for women’s sports. Engel mentioned that we typically have no problem meeting the minimums for sport sponsorship and contests. Squad size and participants are also tracked by the report. Engel explained that participants include all team members, whereas squad size only counts the number of athletes who competed in a contest. She also discussed team sizes, noting that baseball is capped at 35 participants and distributed NCAA bylaw entitled *20.9.6.3 – Minimum Contests and Participants Requirements for Sports Sponsorship* (attachment no. 4) for additional reference purposes.

Engel concluded the review of the report by noting that once the Institute Performance Program (IPP) is up, we will be able to compare our data to other ACC schools. The NCAA has not yet announced a launch date for the IPP.

The Equity in Athletics Data Analysis Cutting Tool (EADA Report)

Shoshanna Engel walked the committee through the EADA site, which is provided by the Office of Postsecondary Education of the U.S. Department of Education, and accessed at <http://ope.ed.gov/athletics/Index.aspx>. She explained that this data cutting tool is used to compare information with other schools. All the data is self-reported and therefore, the report contains demographic data with numbers that should match the Sport Sponsorship Report. When pulling down single institution information, the report is organized in tab form. The *Coaching Staff and Salary* tab shows data on average coach salaries across the board. The *Revenues and Expenses* tab breaks down the ratio and dollar amount of financial aid use in addition to revenues, operating expenses, and total expenses.

A compliance review is conducted every four years. Our last review was in 2013 and our next review will be in 2016 or 2017. This is the one requirement we know will continue to be maintained every four years regardless of IPP changes.

Student-Athlete Engagement with General Student Body & Faculty

A. Brief S-A / Faculty Lunch Meeting Format Discussion

DesRoches led the discussion building off the topics and challenges discussed at the previous meeting. Starting in Fall 2015, GTAA staff will work with the office of the FAR to arrange monthly lunch meetings between faculty and staff and student-athletes. He suggested a ratio of 10 faculty/staff per 4 students-athletes at each lunch, with the goal of every student-athlete attending at least once during the school year. DesRoches mentioned possibly organizing the lunch groupings by major and mixing the sports. Morgan Jackson raised the concern that this format might not result in a mix of represented sports as there is not an equal spread of majors across all teams. Since not all student-athletes have the same experience, and it varies greatly depending on the major and sport combination, it might be a good idea not to use major as the primary organizing denominator for the lunch meetings. This could result in some professors only being exposed to a select sport.

Theresa Wenzel mentioned that GTAA will also be utilizing the Guest Coach and Professor Day activities to make sure that faculty/staff are exposed to all sports. Recent Professor Day for Softball was very successful. She also noted that they want to pull the coaches away from the Edge building in order to expose them to other areas of campus.

As they work to come up with an optimal format for the lunch meeting, logistics and timing are still being discussed, including consideration regarding day of the week to hold lunch meetings, since many student-athletes have conflicts with certain days.

Action Items:

1. DesRoches to work with Wenzel to identify optimal schedule for the Fall 2015 student-athlete lunches.

2. Engel to forward to committee link to the EADA report
3. Engel to follow up with information for distribution to the committee regarding minimum awards (attached hereto)

Attachments:

1. *GTAA CE Minutes 2-9-15*
2. *GTAA CE Committee Meeting Agenda 3-25-15*
3. Sport Sponsorship Report
4. 20.9.6. – Minimum Contests and Participants Requirements for Sports Sponsorship\
5. Compliance and Equity Committee Follow-up Email Message

GTAA Compliance & Equity Committee
Meeting Minutes
February 9, 2015

Present:	Angela Bradd	Shoshanna Engel	Mollie Mayfield
	Ellen Cormack, <i>admin liaison</i>	Carla Gilson	J. Burns Newsome
	Reginald DesRoches	Morgan Jackson	Theresa Wenzel

Introduction

Committee chair Reginald DesRoches welcomed members of the GTAA Compliance and Equity Committee (“Committee”). Prior to the meeting, the committee received for review the minutes from the December 3, 2014 meeting (attachment no. 1). Inadvertent schedule conflicts prevented committee members Pearl Alexander, Usha Nair-Reichert, Stephanie Ray, and Janice Wittschiebe from attending.

DesRoches distributed the meeting agenda (attachment no. 2) and welcomed J. Burns Newsome, Georgia Tech Director of Compliance, to the committee.

Status Update on Revised GTAA Student-Athlete Exit Survey

Shoshanna Engel briefly summarized the status of the student-athlete survey, thanking the committee for their feedback and suggestions, many of which have been incorporated into the revised survey. As her office continues to work to refine the survey, she encouraged the committee to forward for consideration additional suggestions for improvement.

Review of the Student-Athlete One-On-One Exit Interview

DesRoches informed the committee that he had teamed up with GTAA Senior Associate Athletic Director Ryan Bamford in conducting a series of individual interviews with seven student-athletes who were exiting the football program due to exhausted eligibility. The trial exit interview format, as recommended by this committee, was deemed by him to be both informative and productive. DesRoches reported that the student-athletes interviewed appeared at ease with the “panel” format. He further noted that his queries, coming from an academic perspective, mined additional information regarding the student-athlete experience. He also discussed with the committee common themes that had emerged in this first series of interviews.

DesRoches agreed with the recommendation of committee members that the panel format be expanded to all sports. He then invited the committee to discuss the composition of future interview panels, acknowledging that each interview panel should include the senior administrator and a second individual from outside of athletics. Committee members added that the interview panels should be gender neutral, and a broader pool of academic participants (beyond DesRoches) should be identified to participate as interview panels members. After a period of discussion, the committee was in agreement that the eight faculty members of the GTAA may be an appropriate group to tap for this purpose (R. DesRoches, U. Nair-Reichert, C. Potts, J. Ready, G. Riley, W. Todd, J. Tone, D. Turner). Committee members further discussed importance of creating a process for noting and disseminating information gleaned from the one-on-one student-athlete exit interviews as appropriate.

Student-Athlete Engagement with General Student Body & Faculty

DesRoches led the discussion of the challenges of student-athlete engagement with the general student population and faculty institute-wide by noting that this is a common concern discussed by peer Faculty Athletic Representatives (FARs) in the ACC. He invited Associate Athletic Director and Senior Woman Administrator Theresa Wenzel to relate to the group the history of efforts at Georgia Tech to create greater integration between these segments of the student body and the Institute. Additional input on this subject was provided by other committee members, and by SAAB President Morgan Jackson, who was able to provide insight regarding current efforts on the part of SAAB, SGA, and SAA to address this topic.

The committee discussed the various factors that impact student-athlete integration with the general campus population including housing, team culture, time constraints and existing programs. Understanding the importance of not “over-programming” the student-athlete, the committee agreed that existing events might be the best place to focus general population integration efforts. After a discussion regarding the popular “food day” program, and DesRoches’ own experience at recent student-athlete lunches held in Edge, it was agreed that the addition of a monthly “faculty/student-athlete interactive lunch” program to be held in Edge should be considered to create an informal opportunity for interaction and exchange of ideas between these two groups.

Compliance & Equity Update

Associate Athletic Director for Compliance Shoshanna Engel gave the committee a Georgia Tech NCAA violations update (attachment no. 3) noting that robust changes to the institute’s monitoring system are now in place, and that most violations are both inadvertent and self-reported.

Engel reported on recently adopted NCAA Division I Legislation (attachment no. 4) and on Autonomy Legislation (attachment no. 5). Engel noted that this the presentation is being used to update all GTAA coaches on rules changes, including financial aid and related matters like cost of attendance, renewal, reduction, and non-renewals. She also touched on the newly established Concussion Safety Protocol Committee and the required concussion protocol plan submission process, and borrowing against future earnings to purchase of loss of value insurance. She concluded with a brief overview of the priorities and two-year goals as defined in the autonomy resolution.

Action Items:

1. DesRoches and Wenzel to meet regarding student-athlete exit interview path forward

Attachments:

1. *GTAA CE Minutes 12-03-14*
2. *GTAA CE Committee Meeting Agenda 02-06-15*
3. *GT NCAA Violation Update (2 9 15)*
4. *NCAA 2015 New Legislation*
5. *February 2015 Rules Ed Summary*

GTAA Compliance and Equity Committee Meeting
March 25, 2015
1:30 9.m., Jesse Mason Building
Huling Conference Room 2119

Agenda

- I. Introduction (R. DesRoches)
 - a. Welcome Alexa Ramirez, CEE Development Assistant and FAR Administrative Liaison
- II. The Sport Sponsorship Report (S. Engel)
- III. The EADA Report (S. Engel & T. Wenzel)
- IV. S-A Engagement with General Student Body and Faculty (R. DesRoches)
 - a. Brief 2015 S-A / Faculty Lunch Meeting Format Discussion

The National Collegiate Athletic Association

Sports Sponsorship and Demographics Forms

Georgia Institute of Technology

2014 - 2015 NCAA Contacts

President	G.P. (Bud) Peterson
Address:	225 North Avenue NW Atlanta, GA 30332-0325
Phone Number:	404/894-8261
Fax Number:	404/894-1277
Email:	bud.peterson@gatech.edu

Director of Athletics	Michael A. Bobinski
Address:	150 Bobby Dodd Way NW Atlanta, GA 30332
Phone Number:	404/894-5411
Fax Number:	404/894-8864
Email:	mbob@gatech.edu

Faculty Athletics Representative	Reginald DesRoches
Address:	790 Atlantic Drive Mason Building Atlanta, GA 30332-0355
Phone Number:	404/385-0402
Fax Number:	
Email:	reginald.desroches@ce.gatech.edu

The National Collegiate Athletic Association

Sports Sponsorship and Demographics Forms

Georgia Institute of Technology

Senior Woman Administrator	Theresa Wenzel
Address:	150 Bobby Dodd Way, NW Atlanta, GA 30332-0455
Phone Number:	404/894-4462
Fax Number:	404/894-8864
Email:	twenzel@athletics.gatech.edu

Senior Compliance Administrator	Shoshanna Engel
Address:	150 Bobby Dodd Way, NW Atlanta, GA 30332
Phone Number:	404-894-8792
Fax Number:	
Email:	sengel@athletics.gatech.edu

Fifth Person	Marquita Armstead
Address:	150 Bobby Dodd Way, NW Atlanta, GA 30332
Phone Number:	404-894-5507
Fax Number:	
Email:	marmstead@athletics.gatech.edu

Sports Information Director	Chris Yandle
Address:	150 Bobby Dodd Way NW Atlanta, GA 30332-0355
Phone Number:	404/894-6283
Fax Number:	
Email:	cyandle@athletics.gatech.edu

The National Collegiate Athletic Association

Sports Sponsorship and Demographics Forms

Georgia Institute of Technology

Chief Financial Officer for Athletics	Frank Hardymon
Address:	150 Bobby Dodd Way, NW Atlanta, GA 30332
Phone Number:	404-894-8129
Fax Number:	
Email:	fhardymon@athletics.gatech.edu

Student-Athlete Affairs Administrator	Leah Thomas
Address:	Georgia Institute of Technology ,
Phone Number:	404/385-5161
Fax Number:	
Email:	lthomas@athletics.gatech.edu

Title IX Coordinator	Pearl Alexander
Address:	ODM 0435/HR Atlanta, GA 30332
Phone Number:	404/894-0300
Fax Number:	
Email:	pearl.alexander@ohr.gatech.edu

Head Team Physician	Angelo Galante
Address:	150 Bobby Dodd Way, NW Atlanta, GA 30332
Phone Number:	404/894-1423
Fax Number:	404/385-0717
Email:	angelo.galante@health.gatech.edu

The National Collegiate Athletic Association

Sports Sponsorship and Demographics Forms

Georgia Institute of Technology

Drug Testing Site Coordinator	Ryan Bamford
Address:	150 Bobby Dodd Way, NW Atlanta, GA 30332
Phone Number:	404/894-3780
Fax Number:	
Email:	rbamford@athletics.gatech.edu

Head Athletic Trainer	Jay Shoop
Address:	150 Bobby Dodd Way, NW Atlanta, GA 30332
Phone Number:	404/894-5461
Fax Number:	404/894-0695
Email:	jshoop@at.gtaa.gatech.edu

Pending Contact Updates by the NCAA Membership Database Administrator

The National Collegiate Athletic Association

Sports Sponsorship and Demographics Forms

Georgia Institute of Technology

Demographic Information

Date of Membership: 1947-09-01
Division: I, FBS
Conference: Atlantic Coast Conference
Voting: Y
NAIA Member: N
NCCAA Member: N
Campus Address: 225 North Avenue
Atlanta, GA 30332-0455
USA
Campus Phone Number: 404/894-8261
Campus Fax Number: 404/894-1277
Website: www.gatech.edu
Athletics Website: www.ramblinwreck.com

If your institution has a written policy against competition on a particular day for religious reasons and if your institution is selected for NCAA championship play, does your institution plan to apply the provisions of Bylaw 31.1.4.1 (i.e. the championship schedule shall be adjusted accordingly to accommodate your institution)?

Does the institution certify that all coaches contacting or evaluating prospective student-athletes off campus have been certified?

Is your institution part of an NCAA recognized and approved athletics consortium?

Male Enrollment (2013 - 2014): 8770

Female Enrollment (2013 - 2014): 4423

Financial Aid for 2013 - 2014

My institution is exempt from meeting the financial aid requirements:

Have the Financial Aid Requirements Been Satisfied? Y

The National Collegiate Athletic Association

Sports Sponsorship and Demographics Forms

Georgia Institute of Technology

Men Sports	M a x i m u m Equivalency Limit	Equivalencies Awarded by Y o u r Institution	Amount in Dollars All Institutional Financial Aid Awarded by Your Institution (Bylaw 20.9.1.2.1)
Baseball	11.7	12.27	371353.68
Men's Basketball	13.0	13.0	376052.5
Men's Cross Country	5.0	0.0	0.0
Football	FBS - 85 FCS - 63	81.0	2559428.12
Men's Golf	4.5	4.49	151300.0
Men's Swimming and Diving	9.9	7.66	335222.0
Men's Tennis	4.5	4.48	189826.0
Men's Track, Indoor	12.6	0.0	0.0
Men's Track, Outdoor	12.6	8.14	254285.0
Total		131.04	4237467.3

The National Collegiate Athletic Association

Sports Sponsorship and Demographics Forms

Georgia Institute of Technology

Womens Sports	M a x i m u m Equivalency Limit	Equivalencies Awarded by Y o u r Institution	Amount in Dollars All Institutional Financial Aid Awarded by Your Institution (Bylaw 20.9.1.2.1)
Women's Basketball	15.0	14.0	499688.0
Women's Cross Country	6.0	0.0	0.0
Softball	12.0	11.7	390245.32
Women's Swimming and Diving	14.0	9.58	376349.0
Women's Tennis	8.0	7.0	250868.46
Women's Track, Indoor	18.0	0.0	0.0
Women's Track, Outdoor	18.0	10.4	285279.1
Women's Volleyball	12.0	12.0	467598.0
Total		64.68	2270027.88

Bylaw 20.9.1.2-(c) Men Grants: 37.04

Women Grants: 50.68

The National Collegiate Athletic Association

Sports Sponsorship and Demographics Forms

Georgia Institute of Technology

Administrative Personnel Ethnicity Breakdown for 2013 - 2014

Administrative Personnel	White		Black		Asian		Hispanic		American Indian		Native Hawaiian		Two Or More Races		Other Unknown		Non Resident Alien		Totals
	M	F	M	F	M	F	M	F	M	F	M	F	M	F	M	F	M	F	M/F
Academic Advisor/ Counselor	5	5	1	2	0	0	0	0	0	0	0	0	0	0	0	0	0	0	13
Administrative Assistant	0	5	0	1	0	0	0	0	0	0	0	0	0	0	0	0	0	0	6
Assistant Director of Athletics	3	0	0	0	0	0	0	0	0	0	0	0	0	0	0	0	0	0	3
Assistant or Associate Athletic Trainer	1	0	3	2	0	0	0	0	0	0	0	0	0	0	0	0	0	0	6
Assistant or Associate Director of Sports Information	4	2	0	0	0	0	0	0	0	0	0	0	0	0	0	0	0	0	6
Associate Director of Athletics	4	4	0	0	0	0	0	0	0	0	0	0	0	0	0	0	0	0	8
Business Manager	0	0	0	1	0	0	0	0	0	0	0	0	0	0	0	0	0	0	1
Compliance Coordinator/ Officer	1	1	0	2	0	0	0	0	0	0	0	0	0	0	0	0	0	0	4
Director of Athletics	1	0	0	0	0	0	0	0	0	0	0	0	0	0	0	0	0	0	1
Equipment Manager	2	0	0	0	0	0	0	0	0	0	0	0	0	0	0	0	0	0	2
Facility Manager	4	0	0	0	0	0	0	0	0	0	0	0	0	0	0	0	0	0	4
Faculty Athletics Representative	0	1	0	0	0	0	0	0	0	0	0	0	0	0	0	0	0	0	1
Fund Raiser/ Development Manager	2	0	0	0	0	0	0	0	0	0	0	0	0	0	0	0	0	0	2
Graduate Assistant (excluding Football)	5	4	2	3	0	0	0	0	0	0	0	0	0	0	0	0	0	0	14
Head Athletic Trainer	1	0	0	0	0	0	0	0	0	0	0	0	0	0	0	0	0	0	1
Intern	3	0	1	0	0	0	0	0	0	0	0	0	0	0	0	0	0	0	4
Life Skills Coordinator	0	1	0	0	0	0	0	0	0	0	0	0	0	0	0	0	0	0	1

The National Collegiate Athletic Association

Sports Sponsorship and Demographics Forms

Georgia Institute of Technology

Administrative Personnel	White		Black		Asian		Hispanic		American Indian		Native Hawaiian		Two Or More Races		Other Unknown		Non Resident Alien		Totals	
	M	F	M	F	M	F	M	F	M	F	M	F	M	F	M	F	M	F	M/F	
Promotions/Marketing Manager	0	1	0	0	0	0	0	0	0	0	0	0	0	0	0	0	0	0	0	1
Senior Administrator Woman	0	1	0	0	0	0	0	0	0	0	0	0	0	0	0	0	0	0	0	1
Sports Information Director	1	0	0	0	0	0	0	0	0	0	0	0	0	0	0	0	0	0	0	1
Strength Coach	7	1	0	0	0	0	0	0	0	0	0	0	0	0	0	0	0	0	0	8
Ticket Manager	1	0	0	0	0	0	0	0	0	0	0	0	0	0	0	0	0	0	0	1
Other	23	8	6	1	1	1	1	0	0	0	0	0	0	0	0	0	0	0	0	41
Totals:	68	34	13	12	1	1	1	0	0	0	0	0	0	0	0	0	0	0	0	130

The National Collegiate Athletic Association

Sports Sponsorship and Demographics Forms

Georgia Institute of Technology

Sports Sponsored

Reporting for 2014 - 2015					Reporting for 2013 - 2014					
Sport	Div	Conference	Sponsor Next Year	Contests Proj	Met Minimums	Countable Contests			Participants	Squad Size
Baseball	I	Atlantic Coast Conference	Y	56	Y	Total	Reg.	Post	35	33
						64	56	8		
Football	I, FBS	Atlantic Coast Conference	Y	12	Y	Total	Reg.	Post	120	86
						13	12	1		
Men's Basketball	I	Atlantic Coast Conference	Y	30	Y	Total	Reg.	Post	18	16
						34	32	2		
Men's Cross Country	I	Atlantic Coast Conference	Y	7	Y	Total	Reg.	Post	25	19
						7	5	2		
Men's Golf	I	Atlantic Coast Conference	Y	13	Y	Total	Reg.	Post	9	6
						13	10	3		

The National Collegiate Athletic Association

Sports Sponsorship and Demographics Forms

Georgia Institute of Technology

Reporting for 2014 - 2015					Reporting for 2013 - 2014					
Sport	Div	Conference	Sponsor Next Year	Contests Proj	Met Minimums	Countable Contests			Participants	Squad Size
Men's Swimming and Diving	I	Atlantic Coast Conference	Y	14	Y	Total	Reg.	Post	30	27
						13	12	1		
Men's Tennis	I	Atlantic Coast Conference	Y	25	Y	Total	Reg.	Post	10	7
						27	26	1		
Men's Track, Indoor	I	Atlantic Coast Conference	Y	6	Y	Total	Reg.	Post	39	28
						6	5	1		
Men's Track, Outdoor	I	Atlantic Coast Conference	Y	9	Y	Total	Reg.	Post	38	29
						9	8	1		
Softball	I	Atlantic Coast Conference	Y	48	Y	Total	Reg.	Post	19	18
						47	46	1		
Women's Basketball	I	Atlantic Coast Conference	Y	30	Y	Total	Reg.	Post	14	13
						33	30	3		
Women's Cross Country	I	Atlantic Coast Conference	Y	6	Y	Total	Reg.	Post	24	18
						6	4	2		

The National Collegiate Athletic Association

Sports Sponsorship and Demographics Forms

Georgia Institute of Technology

Reporting for 2014 - 2015					Reporting for 2013 - 2014					
Sport	Div	Conference	Sponsor Next Year	Contests Proj	Met Minimums	Countable Contests			Participants	Squad Size
Women's Swimming and Diving	I	Atlantic Coast Conference	Y	14	Y	Total	Reg.	Post	29	25
						13	12	1		
Women's Tennis	I	Atlantic Coast Conference	Y	25	Y	Total	Reg.	Post	9	7
						29	25	4		
Women's Track, Indoor	I	Atlantic Coast Conference	Y	6	Y	Total	Reg.	Post	42	28
						6	5	1		
Women's Track, Outdoor	I	Atlantic Coast Conference	Y	9	Y	Total	Reg.	Post	41	33
						9	7	2		
Women's Volleyball	I	Atlantic Coast Conference	Y	32	Y	Total	Reg.	Post	15	15
						32	32	0		

The National Collegiate Athletic Association

Sports Sponsorship and Demographics Forms

Georgia Institute of Technology

Sports Ethnicity Breakdown for 2013 - 2014

Baseball																		
Personnel	White		Black		Asian		Hispanic		American Indian		Native Hawaiian		Two or More Races		Other/Unknown		Non-Resident Alien	
	M	W	M	W	M	W	M	W	M	W	M	W	M	W	M	W	M	W
Student-Athletes	29	0	1	0	0	0	2	0	1	0	0	0	2	0	0	0	0	0
Head Coaches	1	0	0	0	0	0	0	0	0	0	0	0	0	0	0	0	0	0
Assistant Coaches	3	0	0	0	0	0	0	0	0	0	0	0	0	0	0	0	0	0

Football																		
Personnel	White		Black		Asian		Hispanic		American Indian		Native Hawaiian		Two or More Races		Other/Unknown		Non-Resident Alien	
	M	W	M	W	M	W	M	W	M	W	M	W	M	W	M	W	M	W
Student-Athletes	45	0	57	0	1	0	2	0	0	0	0	0	8	0	7	0	0	0
Offensive Coordinator	0	0	0	0	0	0	0	0	0	0	0	0	0	0	0	0	0	0
Head Coaches	1	0	0	0	0	0	0	0	0	0	0	0	0	0	0	0	0	0
Graduate Assistant	2	0	2	0	0	0	0	0	0	0	0	0	0	0	0	0	0	0
Defensive Coordinator	1	0	0	0	0	0	0	0	0	0	0	0	0	0	0	0	0	0
All Other Assistants	4	0	4	0	0	0	0	0	0	0	0	0	0	0	0	0	0	0

The National Collegiate Athletic Association

Sports Sponsorship and Demographics Forms

Georgia Institute of Technology

Men's Basketball																			
Personnel	White		Black		Asian		Hispanic		American Indian		Native Hawaiian		Two or More Races		Other/Unknown		Non-Resident Alien		
	M	W	M	W	M	W	M	W	M	W	M	W	M	W	M	W	M	W	
Student-Athletes	5	0	11	0	0	0	1	0	0	0	0	0	1	0	0	0	0	0	0
Head Coaches	1	0	0	0	0	0	0	0	0	0	0	0	0	0	0	0	0	0	0
Assistant Coaches	2	0	1	0	0	0	0	0	0	0	0	0	0	0	0	0	0	0	0

Men's Cross Country																			
Personnel	White		Black		Asian		Hispanic		American Indian		Native Hawaiian		Two or More Races		Other/Unknown		Non-Resident Alien		
	M	W	M	W	M	W	M	W	M	W	M	W	M	W	M	W	M	W	
Student-Athletes	18	0	4	0	0	0	3	0	0	0	0	0	0	0	0	0	0	0	0
Head Coaches	1	0	0	0	0	0	0	0	0	0	0	0	0	0	0	0	0	0	0
Assistant Coaches	0	1	0	0	0	0	0	0	0	0	0	0	0	0	0	0	0	0	0

Men's Golf																			
Personnel	White		Black		Asian		Hispanic		American Indian		Native Hawaiian		Two or More Races		Other/Unknown		Non-Resident Alien		
	M	W	M	W	M	W	M	W	M	W	M	W	M	W	M	W	M	W	
Student-Athletes	8	0	0	0	0	0	0	0	0	0	0	0	0	0	1	0	0	0	0
Head Coaches	1	0	0	0	0	0	0	0	0	0	0	0	0	0	0	0	0	0	0
Assistant Coaches	1	0	0	0	0	0	0	0	0	0	0	0	0	0	0	0	0	0	0

The National Collegiate Athletic Association

Sports Sponsorship and Demographics Forms

Georgia Institute of Technology

Men's Swimming and Diving																		
Personnel	White		Black		Asian		Hispanic		American Indian		Native Hawaiian		Two or More Races		Other/Unknown		Non-Resident Alien	
	M	W	M	W	M	W	M	W	M	W	M	W	M	W	M	W	M	W
Student-Athletes	27	0	1	0	0	0	0	0	0	0	0	0	1	0	1	0	0	0
Head Coaches	0	1	0	0	0	0	0	0	0	0	0	0	0	0	0	0	0	0
Assistant Coaches	3	0	0	0	0	1	0	0	0	0	0	0	0	0	0	0	0	0

Men's Tennis																		
Personnel	White		Black		Asian		Hispanic		American Indian		Native Hawaiian		Two or More Races		Other/Unknown		Non-Resident Alien	
	M	W	M	W	M	W	M	W	M	W	M	W	M	W	M	W	M	W
Student-Athletes	5	0	0	0	1	0	1	0	0	0	0	0	1	0	2	0	0	0
Head Coaches	1	0	0	0	0	0	0	0	0	0	0	0	0	0	0	0	0	0
Assistant Coaches	1	0	0	0	0	0	0	0	0	0	0	0	0	0	0	0	0	0

Men's Track, Indoor																		
Personnel	White		Black		Asian		Hispanic		American Indian		Native Hawaiian		Two or More Races		Other/Unknown		Non-Resident Alien	
	M	W	M	W	M	W	M	W	M	W	M	W	M	W	M	W	M	W
Student-Athletes	26	0	10	0	0	0	3	0	0	0	0	0	0	0	0	0	0	0
Head Coaches	1	0	0	0	0	0	0	0	0	0	0	0	0	0	0	0	0	0
Assistant Coaches	1	0	1	0	0	0	0	0	0	0	0	0	0	1	0	0	0	0

The National Collegiate Athletic Association

Sports Sponsorship and Demographics Forms

Georgia Institute of Technology

Men's Track, Outdoor																			
Personnel	White		Black		Asian		Hispanic		American Indian		Native Hawaiian		Two or More Races		Other/Unknown		Non-Resident Alien		
	M	W	M	W	M	W	M	W	M	W	M	W	M	W	M	W	M	W	
Student-Athletes	26	0	9	0	0	0	3	0	0	0	0	0	0	0	0	0	0	0	0
Head Coaches	1	0	0	0	0	0	0	0	0	0	0	0	0	0	0	0	0	0	0
Assistant Coaches	1	0	1	0	0	0	0	0	0	0	0	0	0	0	1	0	0	0	0

Softball																			
Personnel	White		Black		Asian		Hispanic		American Indian		Native Hawaiian		Two or More Races		Other/Unknown		Non-Resident Alien		
	M	W	M	W	M	W	M	W	M	W	M	W	M	W	M	W	M	W	
Student-Athletes	0	16	0	1	0	0	0	1	0	0	0	0	0	0	0	1	0	0	0
Head Coaches	0	1	0	0	0	0	0	0	0	0	0	0	0	0	0	0	0	0	0
Assistant Coaches	1	1	0	0	0	0	0	0	0	0	0	0	0	0	0	0	0	0	0

Women's Basketball																			
Personnel	White		Black		Asian		Hispanic		American Indian		Native Hawaiian		Two or More Races		Other/Unknown		Non-Resident Alien		
	M	W	M	W	M	W	M	W	M	W	M	W	M	W	M	W	M	W	
Student-Athletes	0	2	0	10	0	0	0	0	0	0	0	0	1	0	1	0	0	0	0
Head Coaches	0	1	0	0	0	0	0	0	0	0	0	0	0	0	0	0	0	0	0
Assistant Coaches	1	0	0	2	0	0	0	0	0	0	0	0	0	0	0	0	0	0	0

The National Collegiate Athletic Association

Sports Sponsorship and Demographics Forms

Georgia Institute of Technology

Women's Cross Country																		
Personnel	White		Black		Asian		Hispanic		American Indian		Native Hawaiian		Two or More Races		Other/Unknown		Non-Resident Alien	
	M	W	M	W	M	W	M	W	M	W	M	W	M	W	M	W	M	W
Student-Athletes	0	21	0	1	0	0	0	0	0	0	0	0	0	0	0	2	0	0
Head Coaches	1	0	0	0	0	0	0	0	0	0	0	0	0	0	0	0	0	0
Assistant Coaches	1	0	0	0	0	0	0	0	0	0	0	0	0	0	0	0	0	0

Women's Swimming and Diving																		
Personnel	White		Black		Asian		Hispanic		American Indian		Native Hawaiian		Two or More Races		Other/Unknown		Non-Resident Alien	
	M	W	M	W	M	W	M	W	M	W	M	W	M	W	M	W	M	W
Student-Athletes	0	25	0	0	0	0	0	0	0	1	0	0	0	1	0	2	0	0
Head Coaches	0	1	0	0	0	0	0	0	0	0	0	0	0	0	0	0	0	0
Assistant Coaches	3	0	0	0	0	1	0	0	0	0	0	0	0	0	0	0	0	0

Women's Tennis																		
Personnel	White		Black		Asian		Hispanic		American Indian		Native Hawaiian		Two or More Races		Other/Unknown		Non-Resident Alien	
	M	W	M	W	M	W	M	W	M	W	M	W	M	W	M	W	M	W
Student-Athletes	0	4	0	2	0	0	0	1	0	0	0	0	0	0	0	2	0	0
Head Coaches	1	0	0	0	0	0	0	0	0	0	0	0	0	0	0	0	0	0
Assistant Coaches	0	1	0	0	0	0	0	0	0	0	0	0	0	0	0	0	0	0

The National Collegiate Athletic Association

Sports Sponsorship and Demographics Forms

Georgia Institute of Technology

Women's Track, Indoor																		
Personnel	White		Black		Asian		Hispanic		American Indian		Native Hawaiian		Two or More Races		Other/Unknown		Non-Resident Alien	
	M	W	M	W	M	W	M	W	M	W	M	W	M	W	M	W	M	W
Student-Athletes	0	27	0	11	0	0	0	2	0	0	0	0	0	2	0	0	0	0
Head Coaches	1	0	0	0	0	0	0	0	0	0	0	0	0	0	0	0	0	0
Assistant Coaches	0	1	1	1	0	0	0	0	0	0	0	0	0	0	1	0	0	0

Women's Track, Outdoor																		
Personnel	White		Black		Asian		Hispanic		American Indian		Native Hawaiian		Two or More Races		Other/Unknown		Non-Resident Alien	
	M	W	M	W	M	W	M	W	M	W	M	W	M	W	M	W	M	W
Student-Athletes	0	27	0	10	0	0	0	2	0	0	0	0	0	2	0	0	0	0
Head Coaches	1	0	0	0	0	0	0	0	0	0	0	0	0	0	0	0	0	0
Assistant Coaches	0	1	1	1	0	0	0	0	0	0	0	0	0	0	0	1	0	0

Women's Volleyball																		
Personnel	White		Black		Asian		Hispanic		American Indian		Native Hawaiian		Two or More Races		Other/Unknown		Non-Resident Alien	
	M	W	M	W	M	W	M	W	M	W	M	W	M	W	M	W	M	W
Student-Athletes	0	12	0	2	0	0	0	0	0	0	0	0	1	0	0	0	0	0
Head Coaches	0	0	0	1	0	0	0	0	0	0	0	0	0	0	0	0	0	0
Assistant Coaches	2	0	0	0	0	0	0	0	0	0	0	0	0	0	0	0	0	0

The National Collegiate Athletic Association

Sports Sponsorship and Demographics Forms

Georgia Institute of Technology

Form Submitter

Date Completed:	Aug 07, 2014
Submitter's Name:	Shoshanna Engel
Phone Number:	404/894-8792
Email Address:	sengel@athletics.gatech.edu

Division I Legislation Display - 1 Cite

Title:20.9.6.3 - Minimum Contests and Participants Requirements for Sports Sponsorship.

Previous Cite: 20.9.6.2 Waiver of Minimum Women's Sports Sponsorship Criterion.

Next Cite: 20.9.6.3.1 Completion of Contest.

In each sport, the institution's team shall engage in at least a minimum number of intercollegiate contests (against four-year, degree-granting collegiate institutions) each year. In the individual sports, the institution's team shall include a minimum number of participants in each contest that is counted toward meeting the minimum-contests requirement. The following minimums are applicable: *(Revised: 1/11/94 effective 9/1/94, 1/12/99, 1/25/02 effective 8/1/02, 10/31/02, 4/28/05 effective 8/1/05 1/17/09 effective 8/1/09, 1/15/11 effective 8/1/11, 1/18/14 effective 8/1/14)*

Team Sports	M i n i m u m Contests	Individual Sports	M i n i m u m Contests	M i n i m u m Participants
Baseball	27	Women's Bowling	8	5
Basketball	25	Cross Country	6	5
Field Hockey	11	Equestrian	6	12
Football	9	Men's Fencing	9	5
Men's Ice Hockey	25	Women's Fencing	9	5
Women's Ice Hockey	20	Golf	8	5
Lacrosse	10	Men's Gymnastics	9	6
Women's Rowing	6	Women's Gymnastics	9	5
Women's Rugby	9	Rifle	8	4
Women's Sand Volleyball	8	Skiing	5	5
Soccer	11	Swimming and Diving	6	11
Softball	27	Tennis	12	5
Volleyball	19	Track and Field, Indoor	6	14
Men's Water Polo	15	Track and Field, Outdoor	6	14

Women's Water Polo	10	Wrestling	13	7
		Women's Triathlon	4	3

(Note: The minimum-contest requirements set forth in Bylaws 20.9.6.3.1 through 20.9.6.3.8 apply only to the provisions of this section and do not apply to minimum-contest requirements in Bylaws 14 and 17.)

References

<p>Other Proposals: 14 Interpretations: 46 Education Column: 46 SA Reinstatement/ Secondary Cases: 1</p>
--

Cormack, Ellen M

Subject: Compliance and Equity Committee Follow-Up

From: Shoshanna Engel [<mailto:sengel@gtaa.gatech.edu>]

Sent: Friday, March 27, 2015 11:22 AM

To: Ellen Cormack

Subject: Compliance and Equity Committee Follow-Up

As promised, I wanted to follow-up with a bit of information that can go out to the committee if needed. While reviewing our sports sponsorship report, I noted that we meet the financial aid minimums based on part c of NCAA bylaw 20.9.3.2 (the bylaw reference was different last year). The bylaw is listed below. We meet part c because we provided 37.04 men's and 50.68 women's grants-in-aid above and beyond the grants provided in football and men's and women's basketball.

20.9.3.2 - Minimum Awards.

A member of Division I shall provide institutional financial assistance that equals one of the following: *(Revised: 1/10/91 effective 9/1/94, 1/10/95, 1/9/96, 1/14/97 effective 9/1/97, 4/15/97 effective 8/1/98, 10/27/98 effective 8/1/99, 4/13/99, 4/11/00, 4/10/01, 8/14/02, 4/28/05, 4/27/06, 6/11/07, 11/1/07 effective 8/1/08, 8/7/14)*

(a) A minimum of 50 percent of the maximum allowable grants in 14 sports, at least seven of which must be women's sports. If an institution uses indoor track and field, outdoor track and field and cross country to meet the financial aid criterion, it must award the equivalent of at least 80 percent of the full grants for men and 80 percent of the full grants for women in those sports. If the institution counts two of those three sports to meet the financial aid criterion, it must award the equivalent of at least 70 percent of the full grants for men and 70 percent of the full grants for women. If the institution counts indoor and outdoor track and field as one sport, it must award the equivalent of at least 50 percent of the full grants for men and 50 percent of the full grants for women;

(b) Financial aid representing a minimum aggregate expenditure of \$1,394,580 in 2013-14 (with at least \$697,290 in women's sports) and \$1,419,682 in 2014-15 (with at least \$709,841 in women's sports) exclusive of grants in football and men's and women's basketball, provided the aggregate grant value is not less than the equivalent of 38 full grants, with at least 19 full grants for women. The Council shall adjust the minimum aggregate figure annually to reflect inflation, based on changes in average national tuition charges for regionally accredited institutions. The Council shall announce the revised figure in the fall each year for the following academic year. If the institution does not sponsor men's or women's basketball, the minimum aggregate expenditure must be \$920,707 in 2013-14 and \$937,280 in 2014-15 for the gender without the basketball program, but in no case fewer than the equivalent of 29 full grants for that gender;

(c) A minimum of the equivalent of 50 full grants (at least 25 full grants in women's sports), exclusive of grants awarded in football and men's and women's basketball. If the member institution does not provide men's or women's basketball, it shall sponsor a minimum of 35 full grants in the sports program for the gender without the basketball program; or

(d) A minimum of one-half of the required grants or aggregate expenditures cited in (a), (b) or (c) above, for institutions that depend on exceptional amounts of federal assistance to meet students' financial needs. This provision shall be applicable to an institution in a given year if the average per-student allotment of Pell Grant dollars for undergraduates reported to the U.S. Department of Education the previous September is more than one standard deviation above the mean for all reporting Division I member institutions that year. If an institution does not qualify under this provision after having been able to do so the previous year, the institution may continue to use this alternative for one year and shall not be required to meet the provisions of (a), (b) or (c) above until the following year. This provision shall be applicable only to institutions that were members of Division I on September 1, 1990.

Thank you!

Shoshanna

Shoshanna B. Engel
Associate Director of Athletics for Compliance
sengel@athletics.gatech.edu
(404) 894-8792 (o)

GTAA Board of Trustees, Academics Committee
MEETING MINUTES
31 March 2015

Present:

Chris Breen
Whitney Burton
Shoshanna Engel
Paul Kohn
Phyllis LaBaw
Colin Potts
George Riley
John Tone

Phyllis LaBaw, Chris Breen, and Whitney Burton presented the *Student-Athlete Academic Support Services Report* for fall 2014. The report is attached.

-The report was overwhelmingly positive in terms of the academic performance of student-athletes. Credit for this success is due to the academic quality of the admitted student-athletes, obviously, but also to the organizational structure of the support staff and services, such as outstanding tutoring, as well as campus partnerships, such as that with C2D2, the Office of Student Integrity, and the GT Counseling Center. Special mention was made of the collaboration with Vice-Provost for Undergraduate Education Colin Potts and his staff, most particularly Shannon Dobranski.

-Points of pride from the report included these items:

- The mean grade point average for all student-athletes was 3.01, a record high.
- GPAs for most men's and women's teams have gone up since fall 2008.
- There is only a .30 difference between the GPAs of athletes and non-athletes at Georgia Tech.
- Athletes are less likely than non-athletes to be on probation or dismissal/drop, a trend that has held for several years.
- Only 13 SAs earned less than a 2.0 grade point average in fall 2014, compared to 49 in fall 2013
- Only one SA was on probation in fall 2014, compared to 8 in fall 2013.

-There was a discussion of the admissions appeals process for student athletes. Paul Kohn noted a slight trend toward more SAs admitted on appeal but also noted that they have a record of performing well once admitted. For example, 93% of SAs admitted on appeal are in good standing currently. Some data related to this topic is on page 8 of the attached report.

-This record of academic excellence -- and improvement -- by Georgia Tech's student athletes should be communicated to the Georgia Tech community at every reasonable opportunity.

GT Our Student-Athletes: Fall 14 Profile

390 Student-Athletes

- **262 Male Student-Athletes (67.2%)**

Baseball, Basketball, Football, Golf, Swimming & Diving, Tennis, & Track/Cross Country

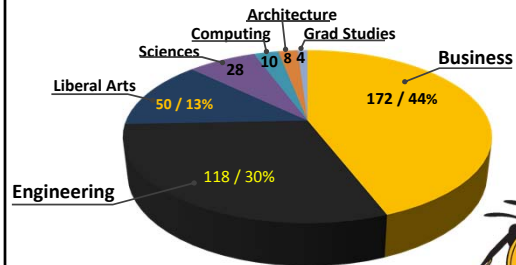
- **128 Female Student-Athletes (32.8%)**

Basketball, Softball, Swimming & Diving, Tennis, Track/Cross Country, & Volleyball

- **32 Student-Athletes Graduated Fall 14**

GT Student-Athletes By College

390 = Current Student Athletes



GT Fall 14 Major Distribution

Distribution of Major Pursuit Across Colleges:

Scheller College of Business:	172 - 44.10%	} 74.6%
College of Engineering:	119 - 30.51%	

ME top choice followed closely by IE

Ivan Allen College:	50 - 12.82%
---------------------	-------------

LMC/STC top choice followed by HTS

College of Sciences:	28 - 7.18%
----------------------	------------

Biology top choice followed by Psychology

College of Computing:	10 - 2.56%
-----------------------	------------

College of Architecture:	8 - 2.05%
--------------------------	-----------

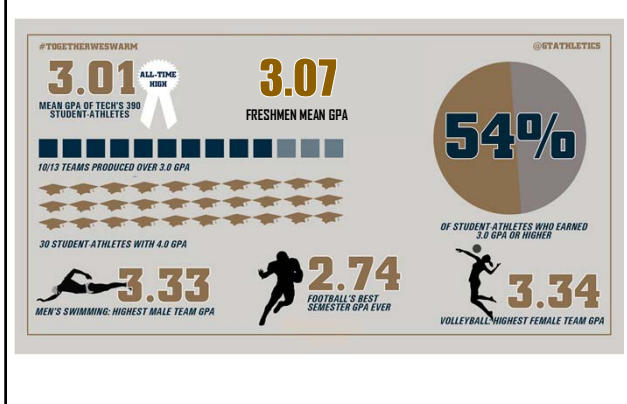
Graduate	4 - 1.00%
----------	-----------

Business is top major for Male SA's (49%) & Engineering is top major for Female SA's (45%).

GT Fall 14 Additional Points on Major Pursuit

- 3% Decline in Student-Athletes Pursuing Business
- 3% Increase in Student-Athletes Pursuing Engineering:
 - **12% increase in Female Student-Athletes in Engineering**
 - **4% increase in Male Student-Athletes in Engineering**
- Top College/Majors for Male Student-Athletes:
 - #1 Business
 - #2 Engineering
 - #3 Liberal Arts
- Top College/Majors for Female Student-Athletes:
 - #1 Engineering
 - #2 Business
 - #3 Sciences

GT Fall 14 Academic Highlights

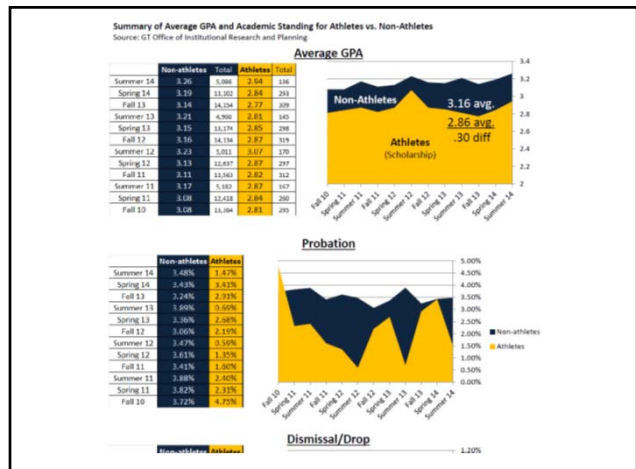


GT Fall 14 Academic Summary

- 54% of our student-athletes earned a 3.0 or higher
- Record Mean GPA for all student-athletes: **3.01**
- Back to Back 3.0 Mean GPA terms: **Spring 14 & Fall 14**
- Female Mean GPA: **3.17 (3.11 Spr 14)**
- Male Mean GPA: **2.93**
- Record Mean GPA for freshmen student-athletes: **3.07 (n=108)**
 - Freshmen Female Student-Athletes (n=42): **3.06**
 - Freshmen Male Student-Athletes (n=66): **3.08**
- 5 of our 6 female teams & 5 of our 7 male teams earned a 3.0 gpa or higher.
- 10 of our 13 teams earned a 3.0 or higher.
- 9 of our 13 teams improved or earned same team gpa from Spring 14 to Fall 14.

GT Key areas of improvement: Fall 13>Spring 14>Fall 14

- Student-Athletes earning less than a 2.0:
 - Fall 13 = 49
 - Spring 14 = 43
 - Fall 14 = 18
- Student-Athletes on Probation:
 - Fall 13 = 8
 - Spring 14 = 11
 - Fall 14 = 1 (SA graduated Fall 14)
- Probation Student-Athletes Spring 14 vs Fall 14:
 - MFB: Spring 14 = 10 Fall 14 = 1
 - WBB: Spring 14 = 1 Fall 14 = 0
- Student-Athletes Dismissed:
 - Fall 13 = 0; Spring 14 = 0; Fall 14 = 0



Georgia Tech Athletic Association Board of Trustees Conflict of Interest Policy

(Article XI of the Bylaws)

No trustee or officer of the Association or any family member of such trustee or officer, or any corporation, partnership, association, trust or other entity in which such trustee or officer, or family member of such trustee or officer, serves as a director, officer, partner or trustee, or has a financial interest, shall be permitted to enter into any contract or transaction with the Association unless:

- (a) Such trustee or officer discloses to the Board of Trustees of the Association the material facts as to his or her or his or her family member's relationship with or interest in the entity proposing to enter into the contract or transaction with the Association, and the Board of Trustees authorizes the contract or transaction by the affirmative vote of a majority of the disinterested trustees (even though the disinterested trustees may constitute less than a quorum); and
- (b) The contract or transaction is fair to the Association.

After disclosure of the financial interest and all material facts, and after any discussion with the interested person, he/she shall leave the governing board or committee meeting while the determination of a conflict of interest is discussed and voted upon. The remaining board or committee members shall decide if a conflict of interest exists.

The chairperson of the governing board or committee shall, if appropriate, appoint a disinterested person or committee to investigate alternatives to the proposed transaction or arrangement.

Factors to be considered in determining whether the contract or transaction is "fair" to the Association include an examination of the following:

- (a) The price and terms of the contract or transaction (the price and terms of the contract or transaction may vary, but must be on a level which the Board of Trustees would accept in an arm's-length negotiation, in light of the knowledge that the Board of Trustees would reasonably have acquired in the course of such negotiation; and
- (b) Whether the Board of Trustees would reasonably determine that the contract or transaction was in the best interests of the Association.

If a trustee or officer of the Association, or any family member of such trustee or officer, or any corporation, partnership, association, trust or other entity in which such trustee, officer, or family member of such trustee or officer serves as a director, officer, partner, or trustee, or has a financial interest, enters into any contract or transaction with the Association without complying with the requirements described above, the Board of Trustees may, at its sole discretion:

- (a) Void the contract or transaction in its entirety and recover from such trustee or officer any damages and expenses suffered or incurred by the Association as a result of the contract or transaction; or

- (b) Modify the price and terms of the contract or transaction so that the Association receives a price and terms comparable to what the Association would receive in an arm's-length negotiation.

If the governing board or committee has reasonable cause to believe a trustee has failed to disclose actual or possible conflicts of interest, it shall inform the trustee of the basis for such belief and afford the trustee an opportunity to explain the alleged failure to disclose.

If, after hearing the trustee's response and after making further investigation as warranted by the circumstances, the governing board or committee determines the trustee has failed to disclose an actual or possible conflict of interest, it shall take appropriate disciplinary and corrective action up to recommending a board vote to terminate board membership.

The minutes of the governing board and all committees with board delegated powers to investigate:

- (a) Shall contain the names of the persons who disclosed or otherwise were found to have a financial interest in connection with an actual or possible conflict of interest, the nature of the financial interest, any action taken to determine whether a conflict of interest was present, and the governing board or committee's decision as to whether a conflict of interest in fact existed.
- (b) The names of the persons who were present for discussions and votes relating to the transaction or arrangement, the content of the discussion, including any alternatives to the proposed transaction or arrangement, and a record of any votes taken in connection with the proceedings.

Each trustee, principal officer and member of a committee with governing board delegated powers shall annually sign a statement which affirms such person:

- (a) Has received a copy of the conflict of interest policy,
- (b) Has read and understands the policy,
- (c) Has agreed to comply with the policy, and
- (d) Understands the Organization is charitable and in order to maintain its federal tax exemption it must engage primarily in activities which accomplish one or more of its tax-exempt purposes.

To ensure the Organization operates in a manner consistent with charitable purposes and does not engage in activities that could jeopardize its tax-exempt status, periodic reviews shall be conducted.

**Annual Conflict of Interest and Disclosure Statements
Fiscal Year 2015**

My signature below affirms that I am a trustee, principal officer, or a member of a committee with governing board delegated powers and that I:

1. Have received a copy of the Conflict of Interest Policy;
2. Have read and understand the Policy;
3. Have agreed to comply with the Policy; and
4. Understand the Georgia Tech Athletic Association is a tax exempt organization and in order to maintain its federal tax exemption it must engage primarily in activities which accomplish one or more of its tax-exempt purposes.

Annual Disclosure Statement

I believe that the following relationships, positions, or circumstances in which I am involved could possibly contribute to a Conflict of Interest arising: (if none, say none)

Note: Any such information disclosed above regarding business interests shall be treated as confidential and shall generally be made only available to the Chair of the Board of Trustees.

Print Name

Title

Signature

Date

Board Independence Questionnaire

Unless otherwise stated, the following questions relate to the Georgia Tech Athletic Association's fiscal year ending June 30, 2015.

Items in **bold** are defined in the glossary on the following page.

1. Are you an **independent voting member** of the governing body?
 Yes No

2. Did you engage in any **excess benefit transaction** with the Georgia Tech Athletic Association during the tax year?
 Yes No

3. a. Do you have a direct **business relationship** with the Georgia Tech Athletic Association, or an indirect business relationship through ownership of more than 35% (individually or collectively), in another entity with another person who is an officer, trustee, trustee, independent contractor, or a key employee of the Georgia Tech Athletic Association?
 Yes No

b. Do you have a **family member** who has a direct or indirect **business relationship** with the Georgia Tech Athletic Association?
 Yes No

c. Do you serve as an officer, trustee, trustee, key employee, partner or member of an entity that did business with the Georgia Tech Athletic Association?
 Yes No

4. Do you have a family relationship or a **business relationship** with any other officer, trustee, trustee or key employee of the Georgia Tech Athletic Association?

5. Yes No

Print Name

Title

Signature

Date

Glossary

Independent voting member: You are an independent voting member only if all three of the following are true for the year ending June 30, 2015.

1. You were not compensated as an officer or employee of the Georgia Tech Athletic Association or a related entity.
2. You did not receive compensation over \$10,000 from the Georgia Tech Athletic Association or a related entity.
3. Neither you nor any family member:
 - a) Was involved in an excess benefit transaction with the Georgia Tech Athletic Association;
 - b) Received a loan from the Georgia Tech Athletic Association;
 - c) Received a grant or other assistance from the Georgia Tech Athletic Association;
 - d) Was involved in a business transaction with the Georgia Tech Athletic Association in which payments from the Georgia Tech Athletic Association exceeded \$10,000.

It is important to note that a member of the governing body is not considered to lack independence because of the following circumstances:

1. The member is a major donor/contributor.
2. The member receives financial benefits from the organization solely in the capacity of being a member of the Georgia Tech Athletic Association or other class served by the organization in the exercise of its exempt function, as long as the financial benefits comply with the organization's terms of membership.

Family member:

1. Spouse;
2. Ancestor(s);
3. Brother(s) or sister(s) (whole or half-blood) and their spouse(s); and
4. Children (natural or adopted), grandchildren, great-grandchildren and their spouse(s).

Excess Benefit Transaction: Any transaction in which you received a benefit with a value exceeding the value of the consideration received by the Georgia Tech Athletic Association.

Business relationship: Any relationship in which:

1. One person is employed by the other in an organization with which the other is a trustee, trustee, officer, key employee or greater than 35% owner;
2. One person is transacting business with another in some manner other than in the ordinary course of either party's business on the same terms as are generally offered to the public; or
3. Two persons are each a trustee, officer, or greater than 10% owner in the same business or investment entity.