

GEORGIA TECH 2013

@GTVOLLEYBALL VOLLEYBALL



DELTA

Quick Facts & Table of Contents

THE INSTITUTE

Official Name.....	Georgia Institute of Technology
Enrollment.....	21,000
Location	Atlanta, Ga.
Founded	1885
Nicknames.....	Rambling Wreck, Yellow Jackets
Mascots.....	Buzz; 1930 Model "A" Ford
Colors	Old Gold and White
Institute Website	www.gatech.edu
Athletics Website.....	www.ramblinwreck.com
Facility	O'Keefe Gymnasium (2,000)
Conference	Atlantic Coast
President.....	Dr. G.P. "Bud" Peterson
Director of Athletics.....	Mike Bobinski (Notre Dame, 1979)
Sr. Women's Administrator.....	Theresa Wenzel (Marquette, 1991)

VOLLEYBALL INFORMATION

Head Coach	Tonya Johnson (LSU, 1993)
Phone	(404) 894-5453
Email.....	tjohnson@athletics.gatech.edu
Year at Tech.....	Fifth
Assistant Coach.....	Craig Bere (Morehead State, 1995)
Phone	(404) 894-9283
Email.....	cbere@athletics.gatech.edu
Year at Tech.....	Fifth
Assistant Coach.....	Chuck Crawford (Miami Ohio, 2001)
Phone	(404) 894-5450
Email.....	ccrawford@athletics.gatech.edu
Year at Tech.....	First
Volunteer Assistant Coach	Brian Kues (Ohio State, 2010)
Year at Tech.....	Third

TEAM INFORMATION

2012 Overall Record:.....	19-12, 10-10 ACC
2012 Home Record:	12-3
2012 Away Record:	3-9
2012 Neutral Record:	4-0
2012 Conference Finish:	Sixth
Starters Returning/Lost:	1/5
Lettermen Returning/Lost:	6/5

JUST SAY "GEORGIA TECH"

Just five institutions that play NCAA Division I-A football do not use the word "University" in their official titles. They are: Air Force, Army, Navy, Boston College and Georgia Tech.

The Georgia Institute of Technology is the official title, but Georgia Tech will work fine, or just Tech.

TABLE OF CONTENTS

The Institute/Table of Contents	1
Follow GT Volleyball	2-3
O'Keefe Gymnasium	4-5
2013 Team Roster.....	6
Kaleigh Colson.....	7
Quinn Evans.....	8
Ivona Kolak.....	9
Jennifer Percy	10
Courtney Felinski	11
Zoey Morton.....	12
Callie Bivings.....	13
Chanell Clark-Bibbs.....	14
Ashtaan Horton.....	15
Wimberly Wilson	16
London Ackermann/Rebecca Martin	17
Lauren Pitz/Annika Van Gunst.....	18
Teegan Van Gunst/Class Photos	19
Head Coach Tonya Johnson.....	20-21
Assistant Coach Craig Bere	22
Assistant Coach Chuck Crawford	23
Volunteer Assistant Coach Brian Kues/Coaching Staff.....	24
2012 Season Recap	25
2012 Statistics.....	26
Postseason History.....	27
All-Americans	28
ACColades.....	29
Volleyball Excellence	30
Yellow Jackets and Team USA	31
All-Time Letterwinners	32
Career Records.....	33
Single and Team Match	34
Season Records.....	35
Miscellaneous Records	36
Season Leaders	37
Record vs. Opponents	38
Year-by-Year Results	39-43
Coaching History.....	44

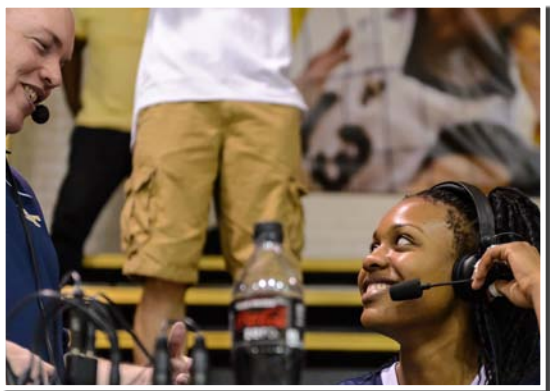
Follow Georgia Tech Volleyball

Yellow Jackets on WREK Radio

WREK Radio (91.1 FM in Atlanta/www.wrek.org) is the home of the Georgia Tech volleyball team. Kurt Hoyt enters his 11th season calling the play-by-play for the Yellow Jackets' matches.

Tech Returns to the Tube

Georgia Tech volleyball will appear on ESPN3 or the ACC's Regional Sports Networks seven times in 2013. It marks the most television broadcasts in a single season for the Yellow Jackets and up from the two TV matches in 2012.



Chanell Clark-Bibbs talks with longtime radio announcer Kurt Hoyt after a match.

Media Information

Credentials

Requests: Contact Lauren Rupert via phone (404.894.5445), fax (404.894.1248) or email (lrupert@athletics.gatech.edu) at least 24 hours in advance.

Press Area: Located on west side of stands at midcourt.

Interviews

All interview requests for head coach Tonya Johnson or any Georgia Tech volleyball player or staff member should be directed to Lauren Rupert in the sports information office. Players and coaches are not available match-day until after the conclusion of the match.

Post-match Procedure

No formal press conference is held following a Georgia Tech volleyball match. Coaches and players are available following a brief team meeting at the conclusion of every match. All interview requests should be directed to Lauren Rupert.

Covering Practice

Media wishing to attend a practice should contact Lauren Rupert at least one day in advance. All interviews will take place after practice at O'Keefe Gym.

Georgia Tech Sports Information

Phone: 404.894.5445 • Fax: 404.894.1248 • Web: RamblinWreck.com
Mailing Address: 150 Bobby Dodd Way, N.W., Atlanta, Ga. 30332-0455

Dean Buchan
Assistant Athletic Director
for Media Relations
Sport: Football
Email: dbuchan@athletics.gatech.edu

Mike Stamus
Associate Director of Communications
Sports: Men's Basketball, Golf, Men's Tennis
Email: mstamus@athletics.gatech.edu

Mike DeGeorge
Assistant Director of Communications
Sports: Secondary Football, Baseball,
Swimming & Diving
Email: mdegeorge@athletics.gatech.edu

Lauren Rupert
Assistant Director of Communications
VOLLEYBALL CONTACT
Sports: Volleyball, Softball, Cross Country
and Track & Field
Cell: 724.516.4577
Email: lrupert@athletics.gatech.edu

Brittany McCormick
Assistant Director of Communications
Sports: Women's Basketball, Women's
Tennis
Email: bmccormick@athletics.gatech.edu

2013 Schedule

Georgia Tech Invitational (Atlanta, Ga.)

Aug. 30	vs. Florida A&M	10 a.m.
	vs. UT-Chattanooga	7 p.m.
Sept. 1	vs. College of Charleston	1 p.m.

Sheraton Airport Lobo Classic (Albuquerque, N.M.)

Sept. 6	vs. Idaho State	12:30 p.m.
	vs. UC Riverside	7 p.m.
Sept. 7	at New Mexico	4 p.m.

Georgia Tech Courtyard Classic (Atlanta, Ga.)

Sept. 13	vs. St. John's	7 p.m.
Sept. 14	vs. Troy	10 a.m.
	vs. Connecticut	7 p.m.

Tennessee Tournament (Knoxville, Tenn.)

Sept. 20	at Tennessee	7 p.m.
Sept. 21	vs. Coastal Carolina	12:30 p.m.
	vs. Jacksonville State	4:30 p.m.

Sept. 27	at Maryland*	7 p.m.
Sept. 29	at Pittsburgh* (ESPN3)	2 p.m.
Oct. 4	vs. Florida State*	7 p.m.
Oct. 5	vs. Miami*	7 p.m.
Oct. 9	at Clemson* (ESPN3)	7 p.m.
Oct. 12	vs. Notre Dame* (ESPN3)	7 p.m.
Oct. 18	vs. Duke* (RSN/ESPN3)	8:30 p.m.
Oct. 20	vs. Wake Forest*	1 p.m.
Oct. 25	at Syracuse*	7 p.m.
Oct. 27	at Boston College*	2 p.m.
Nov. 1	vs. Virginia*	6 p.m.
Nov. 3	vs. Virginia Tech* (ESPN3)	1 p.m.
Nov. 9	at NC State* (ESPN3)	5 p.m.
Nov. 10	at North Carolina*	2 p.m.
Nov. 14	vs. Clemson* (ESPN3)	6 p.m.
Nov. 16	at Duke*	TBA
Nov. 22	vs. Boston College*	7 p.m.
Nov. 24	vs. Syracuse*	1 p.m.
Nov. 27	at Miami*	7 p.m.
Nov. 29	at Florida State*	4 p.m.

* Denotes ACC Match

All times Eastern and subject to change
Home matches are in **bold**

Follow Georgia Tech Volleyball

WOMEN'S VOLLEYBALL

[ROSTER](#) | [SCHEDULE](#) | [NEWS](#) | [A](#)



BUY

W. Volleyball | 8/21/2013
#STINGDAILY: Gettin' After It
Tonya Johnson isn't afraid to poke a stick into the hornets' nest and watch what happens. In fact, Georgia Tech Volleyball's head coach can't wait to do just that – only with a Yellow Jackets' nest – in front of what should be a packed O'Keefe Gym on Saturday afternoon at the annual Gold and White Scrimmage. [FULL STORY](#)



SPORT LINKS

- ▶ 2013 Schedule
- ▶ GTVB European Tour Blog
- ▶ 2012 Season Stats
- ▶ 2012 Information Guide/Record Book
- ▶ Online Media Guide
- ▶ Buy Tickets Online!
- ▶ Video Central

- ▶ Match Notes
- ▶ Photo Galleries
- ▶ Follow GT Volleyball On Facebook
- ▶ Follow GT Volleyball On Twitter
- ▶ O'Keefe Gym

- ▶ Point Tech! Booster Club
- ▶ Yellow Jacket Volleyball Camp

Follow the Georgia Tech volleyball team all season long through a variety of outlets including www.RamblinWreck.com, Facebook, Twitter, Youtube and Instagram.

Fans can follow the home contests on the radio via WREK, 91.1 FM in Atlanta, which will broadcast all of Georgia Tech's home matches. Veteran Kurt Hoyt will handle the play-by-play duties. All home matches will also be streamed live online via all-access.



Georgia Tech
Volleyball



@GTVolleyball



GTVolleyball



RamblinWreckTube

O'Keefe Gymnasium

Home, Sweet Home

The Yellow Jackets enjoy home court advantage with loud fans at each and every match.

Year	Record
1995	13-2
1996	13-3
1997	10-6
1998	10-2
1999	7-8
2000	8-3
2001	11-2
2002	16-1
2003	15-0
2004	14-1
2005	10-5
2006	13-5
2007	11-4
2008	8-4
2009	13-3
2010	8-7
2011	8-7
2012	12-3

Under Tonya Johnson
..... 41-20 (.671)
Total at O'Keefe:
.....200-66 (.752)

O'Keefe Gymnasium, home of the Yellow Jacket volleyball team since 1995, is one of the premier volleyball facilities in the Southeast. The site of 16 Georgia Tech matches including four TV matches in 2013, O'Keefe Gym is known for its rowdy atmosphere, excellent sight lines and loud acoustics.

Over the years, O'Keefe Gym has served multiple purposes. Originally utilized as the gymnasium for O'Keefe High School in the 1950's, the gym was given to Georgia Tech in the 1960's and served as the location for many club sports for the Institute.

Since 1995, the gym has undergone various renovation projects, including the addition of a new floor, which was installed following the 2003 season, and a new locker room, which was added prior to the 2006 season.

O'Keefe Gymnasium underwent a nearly \$1 million dollar renovation in 2006, which included adding new home and visitors locker rooms, a coaches' lounge, training room, players' lounge and student-athlete study area to the facility. The Yellow Jackets' new lounge and locker room area is complete with leather couches, big-screen televisions, work stations, a pool table and serves as a location for team meetings before and after matches and practices.

O'Keefe Gymnasium

POINT TECH!

It symbolizes the unmatched atmosphere and unparalleled excitement that engulfs O'Keefe Gymnasium during Georgia Tech volleyball matches.

The rowdy crowds, which have consistently ranked in the top 50 nationally, follow each volley intently, rise to their feet and yell "POINT TECH" each time the Yellow Jackets score.

From the introductions to the pep band to post-match autographs, Georgia Tech is known for having the most loyal volleyball fans throughout the South.

Match Day at O'Keefe

An electric atmosphere unlike anywhere else



Tech's Home Crowds Consistently Rank On A National Level Since 1999.

Average Attendance Rankings

1999 - 37th	2006 - 29th
2000 - 24th	2007 - 25th
2001 - 21st	2008 - 18th
2002 - 25th	2009 - NR
2003 - 28th	2010 - 39th
2004 - 32nd	2011 - 49th
2005 - 36th	2012 - NR

2013 Georgia Tech Volleyball



Front Row (L to R): Rebecca Martin, Wimberly Wilson, Ivona Kolak, Kaleigh Colson, Zoey Morton, London Ackermann, Callie Bivings.

Back Row (L to R): Volunteer Asst. Coach Brian Kues, Athletic Trainer Carla Gilson, Asst. Coach Craig Bere, Teegan Van Gunst, Ashtaan Horton, Jennifer Percy, Lauren Pitz, Quinn Evans, Chanell Clark-Bibbs, Courtney Felinski, Annika Van Gunst, Student Manager Stuart Taute, Head Coach Tonya Johnson, Asst. Coach Chuck Crawford.

No.	Name	Yr.	Pos.	Ht.	Hometown/High School
1	Zoey Morton	JR	DS/L	5-9	Atlanta, Ga./Woodward Academy
2	London Ackermann	FR	DS/L	5-8	Louisville, Ky./Assumption HS
3	Ashtaan Horton	RS SO	MB	6-2	Cedar Hill, Texas/Cedar Hill HS
4	Quinn Evans	SR	MB	6-3	San Antonio, Texas/Alamo Heights HS
5	Annika Van Gunst	FR	MB	6-0	Fayetteville, Ga./Whitewater HS
6	Kaleigh Colson	SR	S	5-10	Austin, Texas/Westwood HS
7	Teegan Van Gunst	FR	OH	6-0	Fayetteville, Ga./Whitewater HS
8	Rebecca Martin	FR	S	5-11	Novi, Mich./Northville HS
9	Courtney Felinski	JR	OH	6-1	Magnolia, Texas/Magnolia HS
10	Ivona Kolak	SR	OH	5-11	Kastel Gomilica, Croatia/Tourist Management & Hospitality School
12	Wimberly Wilson	SO	DS/L	5-8	Marietta, Ga./Pope HS
14	Callie Bivings	SO	S	5-11	Norcross, Ga./Wesleyan HS
15	Chanell Clark-Bibbs	SO	MB	6-1	Houston, Texas/Cypress Falls HS
18	Lauren Pitz	FR	MB	6-2	Carmel, Ind./Carmel HS
20	Jennifer Percy	SR	OH	6-2	Mobile, Ala./St. Paul's Episcopal School

Coaching Staff


Head Coach - Tonya Johnson, Fifth Season (LSU, 1993)

Assistant Coach - Craig Bere, Fifth Season (Morehead State, 1995)

Assistant Coach - Chuck Crawford, First Season (Miami Ohio, 2001)

Volunteer Assistant Coach - Brian Kues, Third Season (Ohio State, 2010)

Player Bios



Kaleigh Colson

5-10 | Senior | Setter
Austin, Texas | Westwood HS

#6

Honors and Awards

2011 ACC All-Academic Team
2012 ACC All-Academic Team

2012:

- Ranked second in the ACC with a 10.53 assists per set average and 1,221 total assists
- Led the league in conference games only with the same assists per set average and 800 assists
- Ranked No. 48 nationally and fourth in the ACC with 0.37 service aces per game
- Tallied 98 kills on 223 attempts with 21 errors for a .345 hitting percentage
- Logged 11 double-doubles
- Registered a career-high seven aces against Jacksonville (Sept. 8)
- Tallied a season-high .667 hitting percentage at Virginia Tech (Nov. 3)
- Had a season-best 58 assists at Virginia (Nov. 2)
- Named to the GT Courtyard Classic All-Tournament team

2011:

- Tallied at least 40 assists in at least 10 matches and six of the last 10, including two more than 50-assist efforts
- Recorded her first career triple-double (34 assists, 11 digs, 12 kills) and the first for a Tech player since 2006 at No. 23 Miami (Oct. 16)
- Totaled nine double-doubles
- Notched her first career double-double (29 assists, 13 digs) against Houston Baptist at the Rice Invitational (Sept. 3)
- Registered a season-high 59 assists against Rice at the Rice Invitational (Sept. 3)
- Earned back-to-back double-doubles, against Maryland (41 assists, 11 digs), and vs. Boston College (22 assists, 12 digs)
- Logged back-to-back 40-assist double-doubles at Virginia Tech (41 assists, 10 digs), and at Virginia (40 assists, 13 digs)
- Recorded 41 assists and a season-high 17 digs at Boston College (Nov. 4)

2010:

- Saw action in two matches

High School:

- Four-year letterwinner at Westwood High School
- Finalist in 2010 for the Andy Collins Award as National Setter of the Year
- A PrepVolleyball.com All-American in 2009
- Honorable mention AVCA All-American in 2009, two-time Texas Sports Writer's Association All-State pick, two-time Austin American Statesman All-Central Texas first team and a three-time District 16-5A Outstanding Setter ... Other accolades include Texas Girl's Association All-State (2009), Lonestarvolleyball.com Texas's Most Outstanding Setter (2009), Lonestarvolleyball.com All-Texas (2009), Nike Pearland VB Classic Tournament Most Outstanding Setter (2009) and Prepvolleyball.com Soph 79 (2007) ... Ranked third all-time nationally with 4,958 assists and holds school records for career aces (250), career assists (4,958), single-match assists (56 in 2006) and single-season assists (1,441 in 2009)
- Played for the Austin Juniors Club Team.

Personal:

Kaleigh Marie Colson is the daughter of Jim and Pam Colson ... Born May 28, 1992 ... Has an older sister, Kristin Colson Thompson, who played volleyball at Liberty ... A management major.

Kaleigh Colson's Overall Statistics

	GP-MP	K	K/G	Pct	A	A/G	SA	SA/G	DIG	D/G	BS	BA	TB	B/G
2010	3-2	0	0.00	.000	1	0.33	0	0.00	1	0.33	0	0	0	0.00
2011	80-23	100	1.25	.360	790	9.88	30	0.38	198	2.47	2	36	38	0.47
2012	116-31	98	0.84	.345	1221	10.53	43	0.37	257	2.22	5	57	62	0.53
TOTAL	199-56	198	0.99	.352	2012	10.11	73	0.37	456	2.29	7	93	100	0.50



Quinn Evans

6-3 | Senior | Middle Blocker
San Antonio, Texas | Alamo Heights HS

#4

2012:

- Hit at a season-best .310 percentage and averaged a career-best 1.62 kills per game
- Tallied 38 total blocks in 53 games played for a 0.72 per set average
- Had a career blocking night in the season opener against Cal State Fullerton (Aug. 24) with eight total blocks
- Tallied a season-best eight kills, going 8-for-10 (.800) against Jacksonville (Sept. 8)

2011:

- Played in 22 matches, making 19 starts
- Recorded the third-best attacking percentage (.257) on the team
- Notched a season-high 12 kills and 14 points against NC State (Sept. 30)
- Registered nine kills to go along with four blocks in a win at No. 23 Miami (Oct. 16)
- Rejected a career-best six balls against Virginia (Oct. 22)
- Tallied seven kills, five digs and four blocks at Boston College (Nov. 4)
- Logged three kills, three service aces, four digs and two blocks at Maryland (Nov. 6)

2010:

- Did not play.

High School:

- Four-year letter winner, two time MVP and captain at Alamo Heights High School
- On the prepvolleyball.com 2010 list of "Senior Aces"
- Led team in both blocks and kill percentage all four years, while helping to win a district championship in 2007 and 2008
- In 2006, became the first freshman in school history to earn a varsity letter
- Named to the all-state team in 2008 and 2009, as well as all-state academic team in 2009
- Three-time, first-team all-district and all-district academic selection
- Was on the "Soph 79" and "Frosh 59" teams by prepvolleyball.com
- Three-time San Antonio Express "High School Player to Watch"
- In 2007, had the third highest kills percentage (.431) of any player in the San Antonio area
- Invited to the 2007 USA Volleyball High Performance Developmental Camp
- Played with the Alamo Kaepa club team and helped lead her team to 23rd-place finish in 2010 at Junior Nationals in the Open Division
- In 2009 as team captain, she helped her team to a second place finish at AAU Nationals
- Also lettered in basketball and track ... Excelled in the classroom having been on the honor roll all four years and is a two-time member of the National Honor Society.

Personal:

Quinn Marie Evans is the daughter of Mark and Jenny Evans ... Born Nov. 5, 1991 ... Has one sibling, Sloan ... Fluent in Spanish and was a member of the first class in the Spanish Immersion Program at Alamo Heights ISD ... From first through fifth grades, all her core classes were taught in Spanish only ... A business administration major.

Quinn Evans' Overall Statistics

	GP-MP	K	K/G	Pct	A	A/G	SA	SA/G	DIG	D/G	BS	BA	TB	B/G
2010	1-1	0	0.00	.000	0	0.00	0	0.00	1	1.00	0	0	0	0.00
2011	76-22	106	1.39	.257	6	0.08	12	0.16	36	0.47	13	59	72	0.95
2012	53-18	86	1.62	.310	1	0.02	0	0.00	3	0.06	4	34	38	0.72
TOTAL	130-41	192	1.48	.278	7	0.05	12	0.09	40	0.31	17	93	110	0.85

Player Bios



Ivona Kolak

5-11 | Senior | Outside Hitter
Tourist Management & Hospitality School
Kastel Gomilica, Croatia

#10

2012:

- Tallied at least one kill in all nine sets played
- Had a season-best three kills against Georgia State (Sept. 16)
- Recorded one ace and two digs against No. 24 Miami (Oct. 21)

2011:

- Registered the fourth-most kills on the squad (124)
- Earned her first start of the season at No. 21 Florida State (Oct. 14), where she put down eight kills and six digs
- Tallied eight kills in a win at No. 23 Miami (Oct 16)
- Logged back-to-back 10-kill efforts with 11 kills at Virginia Tech (Oct. 21) and 10 kills at Virginia (Oct. 22)
- Recorded another weekend of back-to-back 10-kill efforts with 11 kills against Wake Forest (Oct. 28) and 10 kills vs. Duke (Oct. 30)
- Tallied seven kills to go along with three digs at Maryland (Nov. 6)

2010:

- Saw action in one game at the Clemson Classic
- Saw time in one set at the Georgia Tech Courtyard Marriott Classic registering two kills in two attempts

High School:

- Played seven seasons on the OK Marina Kastela Club Team while attending the Tourist Management and Hospitality School
- In 2008, helped lead her club to a third-place finish at the Under-18 National Championship and fourth place in the I.B. League
- In 2010, was part of a second-place finish in the I.B. League
- Recipient of the 2007-2008 Best Student in the Generation Award and also named Best Student in the Class for 2008-09
- In 2008 and 2009, was invited to the extended Croatian national team
- In 2009, helped lead club to a third place finish at I.B League
- In 2009, received award for young perspective (promising) volleyball player

Personal:

Ivona Kolak is the daughter of Nediljko and Ivanka Kolak ... Born Sept. 30, 1991 ... Has an older sister, Ana ... A management major.

Ivona Kolak's Overall Statistics

	GP-MP	K	K/G	Pct	A	A/G	SA	SA/G	DIG	D/G	BS	BA	TB	B/G
2010	2-2	2	1.00	1.000	0	0.00	0	0.00	0	0.00	0	0	0	0.00
2011	64-19	124	1.94	.176	9	0.14	0	0.00	52	0.81	1	8	9	0.14
2012	9-6	9	1.00	.0306	0	0.00	1	0.11	5	0.56	0	0	0	0.00
TOTAL	75-27	135	1.80	.170	9	0.12	1	0.01	57	0.76	1	8	9	0.12



Jennifer Percy

6-2 | Senior | Outside Hitter

Mobile, Ala. | St. Paul's Episcopal School

#20

Honors and Awards

2010 Academic All-ACC

2010 ACC All-Freshmen Team

2012:

- Finished the season with 110 kills, a 1.75 kills per game average and a .241 hitting percentage
- Tallied three season-highs against Duke (Nov. 15) with 13 kills, 28 attempts and four digs
- Had a season-high three blocks at Boston College (Oct. 28)
- Hit a season-high .500 against Wake Forest (Nov. 16)

2011:

- Posted 10 kills against Kansas State (Aug. 26)
- Managed 240 kills, 43 blocks and 66 digs
- Tallied double-digit kills in 10 matches, including a season-high 15 against Miami (Nov. 18)
- Collected more than 10 kills in three straight games (Nov. 13-19)
- Logged 12 kills, four digs and three blocks at Wake Forest (Sept. 24)
- Rocketed eight kills, four digs and one block at Maryland (Nov. 16)

2010:

- Averaged 2.15 kills per set in her freshman season
- Averaged 0.31 blocks and 0.41 digs while playing in 96 total sets
- She had eight double-figure kill performances
- Notched 12 kills in the season final vs. Clemson (Nov. 26) adding three digs
- Tallied 19 kills and four digs against North Carolina and NC State (Nov. 19-21)
- Recorded six kills, two digs and a block in three sets against No. 20 Florida State (Oct. 10)
- Tallied 16 kills and .394 hitting percentage for the Jackets against Miami (Oct. 8) while also recording five digs
- Recorded 17 kills for a .353 hitting percentage, four digs and two blocks against Virginia (Oct. 1)
- Played in four of the five sets against Duke (Sept. 24) recording four kills and one dig
- Named to the Clemson Classic All-Tournament team after tallying 29 kills for a .325 hitting percentage, four blocks and six digs

High School:

- Four-year letterwinner at St. Paul's Episcopal School
- Ranked 69th on the prepvolleyball.com list of "Senior Aces"
- Led team to three state championships and a trip to the championship game in 2009 where she had 21 kills and 10 digs
- An all-state pick four times, including first-team in each of her last two years ... MVP of the South team in the 2009 Alabama North-South All-Star game and is a four-time state all-tournament, all-county and Area Super 12 teams (three on first-team)
- Also a decorated swimmer and has been a two-time all-state and all-county performer
- Made the 2008 USA Volleyball Junior A1 camp and has played her club ball with Club Bomba

Personal:

Jennifer Bailey Percy is the daughter of James and Martha Percy ... Born Oct. 5, 1991 ... Has an older sister, Kristina, who graduated from Auburn University with a degree in accountancy ... A management major.

Jennifer Percy's Overall Statistics

	GP-MP	K	K/G	Pct	A	A/G	SA	SA/G	DIG	D/G	BS	BA	TB	B/G
2010	101-30	218	2.16	.208	3	0.03	0	0.00	42	0.42	6	27	33	0.33
2011	115-31	240	2.09	.182	16	0.14	0	0.00	66	0.57	13	30	43	0.37
2012	63-19	110	1.75	.241	6	0.10	0	0.00	29	0.46	2	14	16	0.25
TOTAL	279-80	568	2.04	.203	25	0.09	0	0.00	137	0.49	21	71	92	0.33

Player Bios



Courtney Felinski

6-1 | Junior | Outside Hitter
Magnolia, Texas | Magnolia HS

#9

2012:

- Tallied 85 kills, a .191 hitting percentage and 11 blocks -all season-bests
- Had a career night against Louisiana-Lafayette with 11 kills, three digs and three blocks
- Recorded a career-best .381 hitting percentage (min. 10 kills, 10-2-21) at Indiana (Sept. 1)

2011:

- Earned the first start of her career at Rice (Sept. 3) notching a season-high nine kills, two digs and two blocks
- Nailed eight kills for a .312 attacking percentage against Samford (Sept. 10)
- Had eight kills in a start against NC State (Sept. 30)
- Registered seven kills against North Carolina (Oct. 1)

High School:

- Four-year letterwinner at Magnolia High School
- In 2008, led team to a Region 3 4A championship and a state final four appearance
- Three-time area and two-time district champion, as well as a regional semifinalist in 2010
- Started every varsity match in her final three seasons and totaled 520 kills her junior and senior year
- Named to the 2010 Pearland, Byron Nelson and Duncanville All-Tournament teams
- Three-time academic all-district and first-team all-district
- 2009 and 2010 all-county
- 2010 UnderArmour All-American, academic all-state and TSWA All-State and All-Greater Houston team
- 2009 Defensive Player of the Year
- Graduated Distinguished Magma Cum Laude and was Class Secretary from 2007-11 ... Member of the National Honors Society, HOBY Leadership Ambassador, Rotary Youth Leadership Ambassador and four-year member of the honor roll
- Played for the Texas Elite club team

Personal:

Courtney Reigh Felinski is the daughter of Bill and Coni Felinski ... Born Oct. 4, 1992, in Wichita Falls, Texas ... Father played football at East Texas State University for two seasons ... Hopes to pursue a career in advertising ... Chose to attend Georgia Tech because it is a great school academically, the awesome coaching staff and team and everything about the school fits her perfectly ... A science, technology and culture major.

Courtney Felinski's Overall Statistics

	GP-MP	K	K/G	Pct	A	A/G	SA	SA/G	DIG	D/G	BS	BA	TB	B/G
2011	26-11	43	1.65	.121	1	0.04	0	0.00	9	0.35	0	9	9	0.35
2012	53-18	85	1.60	.191	1	0.02	0	0.00	19	0.36	3	8	11	0.21
TOTAL	79-29	128	1.62	.162	2	0.03	0	0.00	28	0.35	3	17	20	0.25



Zoey Morton

5-9 | Junior | Defensive Specialist/Libero
Atlanta, Ga. | Woodward Academy

#1

2012:

- Tallied 11 service aces on the season along with 32 digs
- Recorded a career-best four aces against Charleston Southern (Aug. 25)
- Matched her career-high of 12 digs at Wake Forest (Oct. 12)
- Registered eight digs against then-No. 12 Florida State (Oct. 19)
- Notched three aces against NC State (Nov. 10)

2011:

- Averaged 1.27 digs per set with 146 total digs
- Tallied a season-high 12 digs against UTSA (Sept. 2)
- Posted her first collegiate kill at Wake Forest (Sept. 24)
- Collected 10 digs at Virginia Tech (Oct. 21)

High School:

- Four-year letterwinner at Woodward Academy where she helped lead team to AAA state championship in 2008, 2009 and 2010
- Top 41 finalist for National Player of the Year as a senior
- Three-time first-team all-area and two-time all-state, All-American, All-Area Player of the Year and first-team “Dandy Lions”
- 2010 Georgia AAA Player of the Year
- Recognized on the PrepVolleyball.com Frosh 59 team as well as a top 25 finalist for National Sophomore of the Year and top 35 finalist for National Junior of the Year
- Participated in the 2010 GHSA Senior All-Star game
- Member of the National Honors Society ... Graduated summa cum laude and recipient of the school’s President’s Award and Tyler Brown Award ... Peer Leader and member of the Honor Council and Discipline Board.

Personal:

Zoey Pait Morton is the daughter of Ken and Amanda Morton ... Born Nov. 30, 1992 in Atlanta, Ga. ... Sister of Tyler and Sydney ... Chose to attend Georgia Tech because of the quality of academics and volleyball, as well as the great personalities of her teammates and coaches ... Says her most memorable non-athletic achievement was receiving the Woodward Way Award, given to the student who excels in all aspects of school and activities like academics, art, athletics and friendship ... Majoring in mechanical engineering.

Zoey Morton’s Overall Statistics

	GP-MP	K	K/G	Pct	A	A/G	SA	SA/G	DIG	D/G	BS	BA	TB	B/G
2011	115-31	2	0.02	.000	13	0.11	12	0.10	146	1.27	0	0	0	0.00
2012	60-17	0	0.00	.000	2	0.03	11	0.18	.2	0.53	0	0	0	0.00
TOTAL	175-48	2	0.01	.000	15	0.09	23	0.13	178	1.02	0	0	0	0.00



Callie Bivings

5-11 | Sophomore | Setter
Norcross, Ga. | Wesleyan HS

#14

2012:

- Did not see action

High School:

- Lettered all four seasons under Ted Russell at Wesleyan High School
- Two-time captain helped her team earn the 2009 state championship
- Team won the 2008 and 2009 area championships and 2008-10 Gwinnett County Championships
- Named to the first team all-county, all-area and all-state as a setter during her senior year by the Georgia High School Association
- Tabbed a senior all-star by the GHSA
- A two-year letterwinner in track and field

Personal:

Callie Lanier Bivings is the daughter of Lanier and Robin Bivings ... Born March 8, 1994 ... Has a younger sister, Emma ... A black belt in Tae Kwon Do ... Chose Tech because of the academic challenge, the volleyball program's great reputation and the overall campus atmosphere ... Majoring in computational media.



Chanell Clark-Bibbs

6-1 | Sophomore | Middle Blocker
Houston, Texas | Cypress Falls HS

#15

Honors and Award

2012 All-ACC Freshman Team

2013 USA Volleyball Junior National Team Member

2012:

- Averaged 1.80 kills per set with a total of 117 - fourth-best on the team
- Tallied the second-most solo blocks on the team with 10 and a 0.88 per game average
- Had a career night at Maryland (Oct. 26) with 13 kills, a .360 hitting percentage, two assists and four digs
- Recorded two solo blocks on three separate occasions - UNC (Nov. 8), Wake Forest (Oct. 12) and Maryland (Oct. 26)
- Put down a season-high six blocks at Duke (Oct. 13)

High School:

- The No. 25 ranked recruit in the country according to PrepVolleyball.com
- Named to Volleyball Magazine's Fab 50 recruit list
- Four-year letterwinner at Cypress Falls High School in Houston, Texas
- One of ESPN's high school volleyball Top-100 senior aces
- A Houston area all-district first team in 2009
- Named a Texas All-State selection by the Texas Girls Coaches Association Volleyball Committee her senior season
- A 2010 Cy Fair ISD Academic All-District in her junior season

Personal:

Chanell J. Clark-Bibbs is the daughter of Harry Bibbs and Kathy Clark ... Born April 3, 1994 ... Has two older sisters, Monica and Maria, and one older brother Jamel ... Chose to attend Tech because of the education programs and the opportunity to grow as a player and person ... Major is computational media.

Chanell Clark-Bibbs' Overall Statistics

	GP-MP	K	K/G	Pct	A	A/G	SA	SA/G	DIG	D/G	BS	BA	TB	B/G
2012	65-19	117	1.80	.258	5	0.08	8	0.12	18	0.28	10	47	57	0.88
TOTAL	65-19	117	1.80	.258	5	0.08	8	0.12	18	0.28	10	47	57	0.88

Player Bios



Ashtaan Horton

6-2 | Redshirt Sophomore | Middle Blocker
Cedar Hill, Texas | Cedar Hill HS

#3

2012:

- Played in three sets before suffering a season-ending injury

2011:

- Redshirted

High School:

- Four-year letterwinner at Cedar Hill High School
- Helped lead team to a Texas District 7-5A championship in 2008
- set the school record in 2008 for most blocks in a single season
- Four-time all-district honoree
- District's Most Outstanding Attacker in 2009 and the district's Most Outstanding Blocker in 2008
- As a freshman in 2007, was the recipient of team's "Newcomer of the Year" award
- On the 2010 AVCA UnderArmour All-America Watch List
- Named the 2009 Prepvolleyball.com Classic's Outstanding Blocker
- A member of Prepvolleyball.com's Soph 79 high honorable mention list, she was also a bronze medalist at the 2008 Junior Olympics ... Texas Scholar and member of the Student Council, FCA, PTSA and FFA
- Played club ball with MadFrog

Personal:

Ashton RaVonne Horton is the daughter of Raymond and Janice Horton ... Born Sept. 19, 1992 in Lancaster, Texas ... Sister of Ashaad and Ashlaa ... Sister, Ashlaa, played basketball at Texas A&M from 2005-08 ... Father, Raymond, played basketball at Amarillo Junior College (1979-81) and then Iona (1981-83) ... A biology major.

Ashtaan Horton's Overall Statistics

	GP-MP	K	K/G	Pct	A	A/G	SA	SA/G	DIG	D/G	BS	BA	TB	B/G
2012	3-3	0	0.00	-.333	0	0.0	0	0.00	0	0.00	0	1	1	0.33
TOTAL	3-3	0	0.00	-.333	0	0.0	0	0.00	0	0.00	0	1	1	0.33



Wimberly Wilson

5-8 | Sophomore | Defensive Specialist/Libero
Marietta, Ga. | Pope HS

#12

2012:

- Tallied a season-high four digs at No. 15 Florida (Sept. 8)
- Recorded three digs against Georgia State (Sept. 16)
- Registered her first collegiate service ace against Charleston Southern (Aug. 25) and her first dig as a Yellow Jacket at Indiana (Sept. 1)

High School:

- Three-time letterwinner and captain under the direction of Bryan Jones at Pope High School
- Helped her team to the 2009 5A and the 2010 and 2011 4A state championships
- Led the Pope High Greyhounds with 386 digs in 2011
- Team was No. 8 in the country her senior year ranked by PrepVolleyball.com
- Named to the 2011 all-county, all-area, all-state and senior all-star teams by the GHSA
- A PrepVolleyball.com Academic All-American and participated in the 2011 Georgia Senior All-Star game
- Member of the Spanish Honors, the Science Honors and the National Honors Societies

Personal:

Wimberly Owens Wilson is the daughter of Skip and Dixie Wilson ... Born Dec. 2, 1993 ... Has a younger brother, John ... Can play the ukulele ... Drawn to Georgia Tech because of the beautiful campus and quality education ... Her grandfather Norman Wilson played football for Tennessee in 1955 ... Majoring in science, technology and culture.

Wimberly Wilson's Overall Statistics

	GP-MP	K	K/G	Pct	A	A/G	SA	SA/G	DIG	D/G	BS	BA	TB	B/G
2012	33-11	0	0.00	.000	1	0.03	2	0.06	11	0.33	0	0	0	0.00
TOTAL	33-11	0	0.00	.000	1	0.03	2	0.06	11	0.33	0	0	0	0.00

Player Bios



London Ackermann

5-8 | Freshman | Defensive Specialist/Libero
Louisville, Ky. | Assumption HS


#2

High School:

- A four-year member of the Assumption High School volleyball team under head coach Ron Kordes
- Captained the 2012 varsity team and helped lead the Rockets to three state championships (2010-12)
- 2012 team with a 41-2 record, a No. 1 ranking in Kentucky and No. 5 in the country by MaxPreps Xcellent 25 rankings
- Named to the AAU Volleyball All-American Team in 2009 and 2010, as well as the 2012 Kentucky High School Athletic Association's (KHSAA) All-Region Team and All-State Second Team
- Listed in "The 150" on the 2013 PrepVolleyball.com Senior Aces list

Personal:

London Paige Ackermann is the daughter of Todd and Vicki Ackermann ... Born Dec. 15, 1994 ... Sister to Taylor ... Major is undecided.



Rebecca Martin

5-11 | Freshman | Setter
Novi, Mich. | Northville HS

#8

High School:

- A four-year letterwinner at Northville High School under the direction of Amanda Yaklin
- Led her team to the school's first ever state Final Four appearance and an overall record of 49-4-4 - the most victories in school history
- No. 71 on PrepVolleyball.com's Senior Aces list and is a 2012-13 Under Armour Honorable Mention All-America honoree
- Named to the All-Area team by the Observer and Eccentric Newspapers four times (2009-12), the Kensington Lakes Athletic Association All-Conference team three times (2010-12) and the Michigan Class A All-Region team twice (2011, 2012)
- Played six seasons with the Michigan Elite Volleyball Academy and helped the team to four-straight AAU Michigan State Championships.

Personal:

Rebecca Anne Martin is the daughter of Greg and Rachel Martin ... Born April 10, 1995 ... Sister to Nicholas ... Majoring in industrial engineering.



Lauren Pitz

6-2 | Freshman | Middle Blocker
Carmel, Ind. | Carmel HS

#18

High School:

- A four-year letterwinner and two-year captain of the Carmel High School volleyball team
- Led her team to the school's first ever state volleyball championship game in 2012, where the Greyhounds fell in five sets to Avon in the state championship match and finished the season 37-2
- Tallied 243 kills, 2.4 kills per set and 132 blocks, including 45 solo stuffs in her senior year
- Selected to the 2012-13 Under Armour All-America second team and the all-state team for the second time (2011, 2012)
- A three-time all-county and all-conference selection, as well as a 2011 and 2012 Indy Star Super Team honoree
- Listed in "The 150" on the 2013 PrepVolleyball.com Senior Aces list and was named a 2012 "Player to Watch" by the Indianapolis Star

Personal:

Lauren Ingrid Pitz is the daughter of John and Jill Pitz ... Born March 20, 1995 in Carmel, Ind. ... Has two brothers, Michael and Jacob ... Majoring in biology.



Annika Van Gunst

6-0 | Freshman | Middle Blocker
Fayetteville, Ga. | Whitewater HS

#5

High School:

- A four-year letterwinner at Whitewater High School under the direction of Valerie Jones
- Led the team to four region championships and helped the team win two 5A state championships in 2009 and 2012
- Played in 120 games with 427 kills, 60 aces, 102.5 blocks and 298 digs in her senior season
- Honors include being named to the 2012 first team All-State, a two-time All-Area Team selection, and honored as the 2012 All-Area 5A MVP
- Also played fours of soccer as a defender under head coach Randy Hayes
- Named to the All-Area soccer team twice (2011, 2012) and selected to the 2012 All-State team
- Helped the Wildcats to two soccer regional championships in 2010 and 2012

Personal:

Annika Kay Van Gunst is the daughter of Hauke and Kristi Van Gunst ... Born Feb. 17, 1995 ... Sister to Kelson, Gersen and Teegan... Twin sister Teegan also plays volleyball at Georgia Tech ... Major is undecided.

Player Bios



Teegan Van Gunst

6-0 | Freshman | Outside Hitter
Fayetteville, Ga. | Whitewater HS

#7

High School:

- A four-year letterwinner at Whitewater High School under the direction of Valerie Jones
- Led the team to four region championships and helped the team win two 5A state championships in 2009 and 2012
- Named Co-Player of the Year by the Fayette County News after playing in 113 games, with 504 kills, 40 aces, 43.5 blocks, and 406 digs
- Named the 2012 5A State Player of the Year and selected to the 5A All-State First Team
- Honored as a Senior All-Star, named to the All-Area team three times (2010-12) and selected as the Area Player of the Year in 2011
- Selected as a 2012-13 Under Armour Second Team All-American, the 2012 Georgia Gatorade Player of the Year and a 2012 PrepVolleyball.com National Senior Player of the Year finalist
- Also played fours of soccer as a forward under head coach Randy Hayes
- Named to the All-Area soccer team twice (2011, 2012) and selected to the 2012 All-State team
- Helped the Wildcats to two soccer regional championships in 2010 and 2012

Personal:

Teegan Morton Van Gunst is the daughter of Hauke and Kristi Van Gunst ... Born Feb. 17, 1995 ... Sister to Kelson, Gersen and Annika ... Twin sister Annika also plays volleyball at Georgia Tech ... Major is undecided.

Freshmen



Sophomores



Seniors



Juniors



Head Coach Tonya Johnson

Fifth Season LSU, 1993

After four campaigns at Georgia Tech, Johnson has amassed an overall record of 73-52 (.584). She guided a veteran 2012 squad with five seniors to an 11-2 record through the first 13 matches for the best start in her tenure, including winning the first five matches for the first time in her four years at Tech.

Johnson coached senior Monique Mead to her first AVCA third team All-American honor. Under Johnson's wing, Mead and fellow senior Bailey Hunter signed contracts to play professional volleyball following their time at Tech. Mead signed with Las Gigantes in Puerto Rico and Hunter signed to play with Doprastav Bratislava in Bratislava, Slovakia.

In 2011, she aided Monique Mead to her third consecutive All-American Honorable Mention accolade, as well as COBRA Magazine All-National honors.

In addition, Johnson was named the co-head coach of the 2012 U.S. Volleyball National A2 team. The squad competed in the A2 Championships and earned the silver medal.

In 2010, Tech finished 18-14 and 11-9 in the ACC. Four more players earned all-conference honors, while senior Mary Ashley Tippins and Mead earned honorable mention All-American accolades. In addition, Mead was named to the U.S. Volleyball Women's National A2 Program roster for the second straight season.

Johnson immediately won over Georgia Tech fans as the Jackets topped rival Georgia in a five-set thriller in her first career match as a head coach in 2009. Later in the season, the Yellow Jackets handed ACC champion and NCAA national seed Florida State its only conference loss of the season. The win was Tech's first on the road against a ranked team since 2003. The Yellow Jackets finished in the top of the ACC in nearly every statistical category including second in assists, third in kills and fourth in hitting percentage. Defensively, Tech allowed the second-fewest kills, assists and digs in the league.



Furthermore in her inaugural campaign, Johnson led the Yellow Jackets to a 21-10 record and their first trip to the NCAA Tournament since 2004. Under Johnson, the Jackets finished third in the ACC after being picked eighth in the preseason poll with a 15-5 conference record. Johnson coached two AVCA honorable mention All-Americans, the ACC Freshman of the Year and three All-ACC picks.

The Zachary, La. native was named the seventh head volleyball coach in Georgia Tech history on January 9, 2009. She was an assistant coach under Jerritt Elliott at Texas for five years before being promoted to associate head coach in 2008. She helped guide the Longhorns to the 2008 NCAA Final Four following back-to-back Regional Final appearances in 2006 and 2007.

An excellent recruiter on the national level, Johnson helped Elliott land the nation's second-ranked recruiting classes in three consecutive seasons (2006-08). Texas' 2009 recruiting class was also expected to be among the country's best, with the signing of the nation's top- and fifth-ranked prep players. A Longhorn has earned the Big 12's Conference Freshman of the Year honor each of

Coaches Bios

Johnson's last three seasons there, one of whom was also named the National Freshman of the Year.

In addition to serving as the recruiting coordinator, Johnson worked with the Longhorns' outside hitters, three of whom received All-America accolades over her last three seasons at Texas. Juliann Faucette, the National Freshman of the Year in 2007, was tabbed a first-team AVCA All-American in 2007 after receiving first team Big 12 honors as a freshman. Ashley Engle, a right-side hitter that earned Big 12 Freshman of the Year honors in 2006, was named a first-team AVCA All-American in 2008 after being tabbed to the AVCA All-America second team in 2006, and Olympian Destinee Hooker received first-team AVCA All-America honors in 2008 after earning second-team accolades in 2007 and honorable mention recognition in 2006.

Prior to her arrival at Texas in 2003, Johnson served as the top volleyball assistant at LSU from 1998-2003 under Fran Flory, where she was responsible for the majority of the Tigers' recruiting efforts. Johnson began her collegiate coaching career as an assistant under Flory at Kentucky in 1995.

Johnson was a four-year letterwinner at LSU from 1987-90, helping the Tigers to Southeastern Conference titles in 1989 and 1990. She led her Tiger team to the NCAA Final Four her senior year after LSU advanced to the NCAA Sweet 16 in 1989. Prior to joining the collegiate coaching ranks, Johnson taught at Wellington Landings Middle School in Boca Raton, Fla., while serving as an assistant coach at Olympic Heights High School and coaching the Florida Gold Coast club team.

The Johnson File

Name: Tonya Doral Johnson
Birthdate: September 1, 1968
Hometown: Zachary, La.
College: LSU, 1993

College Coaching Experience

2009-Present - Head Coach, Georgia Tech
2003-2008 - Assistant Coach, Texas
1998-2003 - Assistant Coach, LSU
1995-97 - Assistant Coach, Kentucky

College Playing Experience

1987-90 Outside Hitter, LSU

Head Coaching Record

Year	Overall	Pct.	ACC	Pct.
2009	21-10	.677	15-5	.750
2010	18-14	.563	11-9	.550
2011	15-16	.484	8-12	.400
2012	19-12	.613	10-10	.500
	73-52	.584	44-36	.550





Assistant Coach Craig Bere

Fifth Season Morehead State, 1995

Craig Bere is now in his fifth season as an assistant coach at Georgia Tech. He helped guide a 2012 squad to a 19-12 overall record and a 10-10 mark in conference action. Bere assisted senior Monique Mead to her first AVCA third team All-American honor. Mead and teammate Bailey Hunter signed professional contracts after their senior campaigns. Mead signed with Las Gigantes in Puerto Rico and Hunter signed to play with Doprastav Bratislava in Bratislava, Slovakia.

The 2011 Tech team finished 15-16 and 8-7 in ACC play. Bere helped Monique Mead to her third consecutive All-American Honorable Mention accolade, as well as COBRA Magazine All-National honors.

Tech finished the 2010 season 18-14 and 11-9 in the ACC. Four more players earned all-conference honors, while senior Mary Ashley Tippins and Mead earned honorable mention All-American accolades. In addition, Mead was named to the U.S. Volleyball Women's National A2 Program roster for the second straight season.

In his first season in Atlanta, the Yellow Jackets compiled a 21-10 record and earned their first trip to the NCAA Tournament since 2004. The Jackets finished third in the ACC after being picked eighth in the preseason poll with a 15-5 conference record. Bere coached two AVCA honorable mention All-Americans, the ACC Freshman of the Year and three All-ACC picks.

In 2010, Tech finished 18-14 and 11-9 in the ACC. Four more players earned all-conference honors, while senior Mary Ashley Tippins and sophomore Monique Mead earned honorable mention All-American accolades. In addition, Mead was named to the U.S. Volleyball Women's National A2 Program roster for the second straight season.

Prior to arriving at Georgia Tech, Bere spent two seasons on the Louisville staff following a successful stint as an assistant at LSU from 2004-2006. He has been a part of an NCAA Tournament team each of the last five years, including both seasons at Louisville and his first season at Georgia Tech. In his final season at Louisville, the Cardinals received an automatic bid to the NCAA Tournament by capturing the 2008 BIG EAST title, one year after finishing as the runner-up in the 2007 BIG EAST Tournament.

Prior to his appointment at Louisville, Bere was responsible for game strategy, recruiting and practice planning for three years under LSU head coach Fran Flory. He helped guide the Tigers back to the NCAA Tournament in 2005 following a 13-year hiatus, while LSU captured a share of its first Southeastern Conference Western Division title in school history the same season. The following year, LSU repeated as SEC Western Division champions and made a return trip to the NCAA Tournament.

Under his tutelage, setters Daniela Romero and Heather Fierce both ranked in the top 10 in the league in assists per game, while LSU posted the fourth-best hitting percentage in the SEC in 2005.

Bere returned to Division I volleyball at LSU following a successful stint as the head coach at Southern Indiana, where he posted a 47-17 record in two seasons. He guided the Screaming Eagles to their first bid in the NCAA Division II Tournament after capturing the Great Lakes Valley Conference tournament crown in 2002, and came within three points of a repeat GLVC title and tournament berth the following season. His .734 winning percentage at Southern Indiana still ranks as the third-best winning percentage in the school's history.

Southern Indiana setter Kim Boehmer became the first Screaming Eagle to receive All-America honors when she was named to the honorable mention squad in Bere's first season at USI. She also received first-team All-GLVC honors in 2002 and 2003, while Kristi Kavanaugh earned first-team CoSIDA Academic All-America honors under Bere.

Bere began his coaching career at Morehead State, where he served as a student assistant in 1993 before being promoted to full-time assistant coach for the 1994 season. While on staff with the Eagles, Morehead State captured the 1993 Ohio Valley Conference Tournament title and finished as the runner-up in the regular season OVC race in 1994. The Eagles also returned to the title match of the 1995 OVC Tournament, taking runner-up honors.

Following his tenure at Morehead State, Bere joined the Mississippi State staff, where he served as an assistant coach from 1997-2001. There he was responsible for coordinating the Bulldog defense while working closely with Mississippi State's outside hitters. Bere also headed up the team's recruiting efforts while performing additional administrative duties off the court.

A native of Louisville, Kentucky, Bere attended Morehead State, where he was a three-year letterwinner on the Eagle football team and a six-year member of the men's volleyball club team, which led him to a career in college coaching. Bere earned his degree in Health from Morehead State in 1995 and went on to receive his Masters in Health, Physical Education and Recreation in 1997.

A member of the American Volleyball Coaches Association, Bere has served as a camp instructor in summer volleyball camps in Alabama, Indiana, Kentucky, Louisiana and Michigan. He is married to the former Shannon Krebs, and the couple has one son, Blake.



Assistant Coach Chuck Crawford

First Season Miami (Ohio), 2001

Chuck Crawford, who spent the last two seasons at Miami (Ohio), has been named assistant volleyball coach announced by head coach Tonya Johnson Monday. He will serve as the recruiting coordinator, director of camps and assist with training and player development.

"Chuck will be a great addition to our staff," Johnson said. "His familiarity with our program, having served as our volunteer in 2009 and the ACC, will prove invaluable. We're excited to have him and I know that he will be a great asset to our program."

This will mark Crawford's second stint with the Yellow Jackets as he served as a volunteer assistant coach on Johnson's first staff at Tech in 2009, helping the team to the NCAA Tournament after a five-year absence. He will replace former assistant coach Ed Tolentino.

In between his stretches with Georgia Tech, Crawford served most recently as assistant volleyball coach for two seasons at his alma mater Miami (Ohio), where he primarily worked with the hitters and oversaw all recruiting aspects.

In his two seasons with the 'Hawks, Crawford trained three first-team All-MAC selections, one CoSIDA Academic All-American and one CoSIDA All-Region member.

Before joining the RedHawks, Crawford spent a year and a half as assistant coach and recruiting coordinator at Jacksonville University. At JU, Crawford coordinated all recruiting along with team training, scouting, fundraising and practice planning. He helped middle blocker Alyssa Robertson earn Atlantic Sun All-Freshman team honors, outside hitter Aidan Yager earn a spot on the All-Atlantic Sun first team and recruited the 2012 Atlantic Sun freshman player of the year in Sammie Strausbaugh.

He is a member of the American Volleyball Coaches Association, having served on their national Assistant Coaches Committee, as well as United States Volleyball and the Southern Region Volleyball Association.

The Middletown, Ohio native taught health, physical education and special education for nearly 10 years for Fulton and Forsyth Counties (2001-09) and coached the Centennial High School team (2001-04) and the North Forsyth High School team (2006-09) during that time.

Crawford is a Miami (Ohio) graduate, earning his Bachelor of Science degree in health and physical education in 2001. He was a four-year member of the RedHawks' club volleyball team (1998-

2001).

Crawford and his wife Lori reside in Roswell, Ga., and have three children: Carson, Drew and Ty. An avid rock and mountain climber, Crawford was featured in the Weather Channel TV series Epic Conditions climbing the nose of El Cap (3,300 feet) in Yosemite. He has also summited 14,400-foot Mount Rainer in Washington State and spent three years riding bulls in the Professional Rodeo Cowboy Association (PRCA).



Volunteer Asst. Coach Brian Kues

**Third Season
Ohio State, 2010**

Brian Kues, a four-year letterwinner as a libero/serving specialist at The Ohio State University enters his third season as a volunteer assistant coach at Georgia Tech.

Kues helped lead the Buckeyes to three NCAA men's volleyball Final Four's, four MIVA regular season championships and three MIVA tournament titles. He graduated from OSU in June, 2010 Summa cum Laude with a bachelor's degree in Industrial and Systems Engineering. Kues is currently pursuing a PhD in Industrial Engineering at Georgia Tech with a specialization in Economic Decision Analysis.

Kues was a four-time MIVA and Big-Ten All-Academic recipient as well as a two-time Big Ten Distinguished Scholar. He was on the Engineering Dean's List 12 different quarters and was a Ralph G. and Doris A. Woodley Scholar twice.

Coaching and Support Staff



L to R: Volunteer Assistant Coach Brian Kues, Athletic Trainer Carla Gilson, Assistant Coach Chuck Crawford, Head Coach Tonya Johnson, Assistant Coach Craig Bere and Student Manager Stuart Taute.

2012 Season Recap

RESULTS

19-12 Overall • 10-10 ACC (6th)
Home: 12-3 • Away: 3-9 • Neutral: 4-0

Date	Opponent	Score	Score-by-game	Attendance
!Aug. 24	CAL STATE FULLERTON	W, 3-1	22-25, 25-20, 25-20, 25-16	1022
!Aug 25	CHARLESTON SOUTHERN	W, 3-0	25-15, 25-13, 25-15	377
!Aug 25	SMU	W, 3-2	17-25, 25-17, 25-20, 24-26, 15-13	757
@Aug. 31	Bowling Green State	W, 3-1	25-17, 19-25, 25-17, 25-17	325
@Sept. 1	Cleveland State	W, 3-0	25-14, 25-20, 25-20	213
@Sept. 1	at Indiana	L, 1-3	27-29, 25-27, 25-22, 23-25	492
#Sept. 7	Louisiana-Lafayette	W, 3-0	25-18, 25-22, 25-20	--
#Sept. 8	Jacksonville	W, 3-0	25-17, 25-16, 25-16	--
#Sept. 8	at No. 15 Florida	L, 1-3	25-22, 15-25, 21-25, 22-25	2407
^*Sept. 14	CLEMSON	W, 3-0	25-15, 25-20, 25-15	1036
^Sept. 16	GEORGIA STATE	W, 3-0	25-14, 25-15, 25-18	625
*Sept. 21	BOSTON COLLEGE	W, 3-0	25-23, 25-19, 25-14	1123
*Sept. 23	MARYLAND	W, 3-0	25-15, 25-18, 25-17	502
*Sept. 28	at NC State	L, 2-3	21-25, 25-12, 25-17, 15-25, 12-15	1018
*Sept. 30	at North Carolina	L, 0-3	27-29, 22-25, 19-25	952
*Oct 5	VIRGINIA TECH	W, 3-1	25-23, 22-25, 25-13, 25-19	1051
*Oct. 6	VIRGINIA	W, 3-0	29-27, 25-11, 25-20	591
*Oct. 12	at Wake Forest	W, 3-0	25-17, 25-19, 25-20	284
*Oct. 13	at Duke	L, 2-3	25-20, 15-25, 16-25, 25-13, 13-15	703
Oct. 16	at Georgia	W, 3-1	21-25, 25-21, 25-19, 25-22	3222
*Oct. 19	No. 12 FLORIDA STATE	L, 2-3	35-33, 25-23, 13-25, 17-25, 10-15	1313
*Oct. 21	No. 24 MIAMI	L, 0-3	22-25, 26-28, 15-25	772
*Oct 26	at Maryland	L, 2-3	31-29, 20-25, 23-25, 25-21, 7-15	371
*Oct. 28	at Boston College	W, 3-0	25-16, 25-20, 25-22	79
*Nov. 2	at Virginia	L, 2-3	28-26, 21-25, 25-22, 21-25, 11-15	301
*Nov. 3	at Virginia Tech	L, 1-3	15-25, 15-25, 25-23, 25-27	692
*Nov. 8	No. 22 NORTH CAROLINA	W, 3-2	25-18, 19-25, 25-18, 19-25, 18-16	607
*Nov. 10	NC STATE	W, 3-1	25-22, 25-20, 21-25, 25-16	978
*Nov. 15	DUKE	L, 1-3	23-25, 20-25, 25-19, 22-25	725
*Nov. 16	WAKE FOREST	W, 3-0	25-18, 25-16, 28-26	786
*Nov. 20	at Clemson	L, 0-3	17-25, 14-25, 21-25	1092

!-Courtyard Invitational, Atlanta, Ga.

@-Indiana Invitational, Bloomington, Ind.

#-Florida Active Ankle Challenge, Gainesville, Fla.

^-Courtyard Classic, Atlanta, Ga.

* Indicates Atlantic Coast Conference match

HONORS

AVCA ALL-AMERICA

Monique Mead, RH..... Third Team

ALL-ATLANTIC COAST CONFERENCE

Monique Mead, RH
 Chanell Clark-Bibbs, MB

AVCA ALL-EAST REGION

Monique Mead, RH

ACADEMIC ALL-ACC VOLLEYBALL

TEAM

Kaleigh Colson, Susan Carlson, Annie Czarnecki,
 Nicki Meyer

ACC HONOR ROLL

Callie Bivings, Susan Carlson, Kaleigh Colson, Courtney Felinski, Quinn Evans, Ivona Kolak, Nicki Meyer,
 Zoey Morton, Jennifer Percy, Wimberly Wilson

ACC PLAYER OF THE WEEK

Bailey Hunter.....Sept. 17
 Monique Mead.....Nov. 12

COURTYARD INVITATIONAL

ALL-TOURNAMENT TEAM

Monique Mead, Bailey Hunter (MVP), Nicki Meyer

INDIANA INVITATIONAL

Monique Mead, Bailey Hunter

FLORIDA CHALLENGE

Monique Mead, Bailey Hunter

GEORGIA TECH COURTYARD

CLASSIC ALL-TOURNAMENT TEAM

Monique Mead, Bailey Hunter, Kaleigh Colson

TEAM STATISTICS

	GT	Opp.		
ATTACK			Errors	110 204
Kills	1550	1291	Errors/Set	0.95 1.76
Errors	614	575	Attempts	2183 2279
Total Attacks	3771	3563	Reception Pct	.950 .910
Attack Pct	.248	.201	DEFENSE	
Kills/Set	13.3	11.1	Digs	1460 1372
SET			Digs/Set	12.59 11.83
Assists	1440	1173	BLOCKING	
Assists/Set	12.4	10.1	Block Solo	53 34
SERVE			Block Assist	386 394
Aces	204	110	Total Blocks	246 231
Errors	336	253	Blocks/Set	2.12 1.99
Aces/Set	1.76	0.95	Block Errors	54 37
SERVE RECEPTIONS			ATTENDANCE	
			Total	12265 11613
			Dates/Avg	15/818 12/968

2012 Final Statistics

OVERALL

#	Player	G	ATTACK					SET		SERVE			DIG			BLOCKING						Pts
			K	K/Set	E	TA	Pct	A	A/Set	SA	SA/Set	SE	RE	D	D/Set	BS	BA	Total	B/Set	BE	BHE	
5	Monique Mead	116	459	3.96	196	1044	.252	31	0.27	56	0.48	96	0	255	2.20	8	78	86	0.74	10	3	562
11	Bailey Hunter	116	383	3.30	178	1051	.195	35	0.30	37	0.32	73	28	262	2.26	8	37	45	0.39	6	1	446.5
13	Annie Czarnecki	114	197	1.73	37	421	.380	6	0.05	0	0.00	1	1	24	0.21	13	110	123	1.08	11	0	265
15	Chanell Clark-Bibbs	65	117	1.80	48	267	.258	5	0.08	8	0.12	28	0	18	0.28	10	47	57	0.88	12	0	158.5
20	Jennifer Percy	63	110	1.75	40	290	.241	6	0.10	0	0.00	0	9	29	0.46	2	14	16	0.25	5	1	119
6	Kaleigh Colson	116	98	0.84	21	223	.345	1221	10.5	43	0.37	44	0	257	2.22	5	57	62	0.53	3	25	174.5
4	Quinn Evans	53	86	1.62	29	184	.310	1	0.02	0	0.00	1	1	3	0.06	4	34	38	0.72	5	0	107
9	Courtney Felinski	53	85	1.60	43	220	.191	1	0.02	0	0.00	4	7	19	0.36	3	8	11	0.21	2	1	92
10	Ivona Kolak	9	9	1.00	8	28	.036	0	0.00	1	0.11	2	1	5	0.56	0	0	0	0.00	0	0	10
7	Nicki Meyer	116	4	0.03	2	9	.222	96	0.83	19	0.16	20	33	395	3.41	0	0	0	0.00	0	3	23
23	Susan Carlson	100	2	0.02	10	25	-.320	35	0.35	27	0.27	39	15	150	1.50	0	0	0	0.00	0	0	29
12	Wimberly Wilson	33	0	0.00	0	0	.000	1	0.03	2	0.06	14	0	11	0.33	0	0	0	0.00	0	0	2
3	Ashtaan Horton	3	0	0.00	2	6	-.333	0	0.00	0	0.00	0	0	0	0.00	0	1	1	0.33	0	00	.5
1	Zoey Morton	60	0	0.00	0	3	.000	2	0.03	11	0.18	14	3	32	0.53	0	0	0	0.00	0	0	11
	TEAM	-	-	-	-	-	-	-	-	-	-	-	12	-	-	-	-	-	-	-	-	-
	GEORGIA TECH	116	1550	13.3	614	3771	.248	1440	12.4	204	1.76	336	110	1460	12.59	53	386	246	2.12	54	34	2000
	Opponents	116	1291	11.1	575	3563	.201	1173	10.1	110	0.95	253	204	1372	11.83	34	394	231	1.99	37	35	1632

ATLANTIC COAST CONFERENCE

#	Player	G	ATTACK					SET		SERVE			DIG			BLOCKING						Pts
			K	K/Set	E	TA	Pct	A	A/Set	SA	SA/Set	SE	RE	D	D/Set	BS	BA	Total	B/Set	BE	BHE	
5	Monique Mead	76	300	3.95	131	703	.240	16	0.21	35	0.46	53	0	162	2.13	4	49	53	0.70	7	2	363.5
11	Bailey Hunter	76	243	3.20	134	714	.153	22	0.29	23	0.30	49	17	161	2.12	7	22	29	0.38	3	1	284
13	Annie Czarnecki	76	135	1.78	29	298	.356	3	0.04	0	0.00	1	0	16	0.21	11	73	84	1.11	7	0	182.5
15	Chanell Clark-Bibbs	60	105	1.75	41	243	.263	5	0.08	8	0.13	24	0	15	0.25	10	43	53	0.88	11	0	144.5
20	Jennifer Percy	58	104	1.79	36	267	.255	6	0.10	0	0.00	0	8	24	0.41	2	13	15	0.26	4	1	112.5
6	Kaleigh Colson	76	58	0.76	10	141	.340	800	10.5	24	0.32	29	0	180	2.37	5	41	46	0.61	2	17	107.5
4	Quinn Evans	18	30	1.67	13	67	.254	1	0.06	0	0.00	10	2	0	0.11	0	11	11	0.61	2	0	35.5
9	Courtney Felinski	21	28	1.33	17	83	.133	1	0.05	0	0.00	4	2	8	0.38	0	4	4	0.19	1	1	30
7	Nicki Meyer	76	3	0.04	0	5	.600	68	0.89	14	0.18	10	19	269	3.54	0	0	0	0.00	0	3	17
23	Susan Carlson	60	2	0.03	6	15	-.267	16	0.27	10	0.17	25	9	82	1.37	0	0	0	0.00	0	0	12
10	Ivona Kolak	3	2	0.67	4	11	-.182	0	0.00	1	0.33	2	1	2	0.67	0	0	0	0.00	0	0	3
1	Zoey Morton	40	0	0.00	0	1	.000	2	0.05	6	0.15	83	28	0.70	0	0	0	0	0.00	0	0	6
12	Wimberly Wilson	15	0	0.00	0	0	.000	1	0.07	1	0.07	8	0	2	0	0	0	0	0.00	0	0	1
	TEAM	-	-	-	-	-	-	-	-	-	-	-	6	-	-	-	-	-	-	-	-	-
	GEORGIA TECH	76	1010	13.2	421	2548	.231	941	12.3	122	1.61	214	65	951	12.51	39	256	167	2.20	37	25	1299
	Opponents	76	875	11.5	367	2346	.217	812	10.6	65	0.86	157	122	963	12.67	25	281	165.5	2.18	22	20	1105.5

MATCH HIGHS

Individual

Kills: 23 (23-4-45, 4 sets) - Bailey Hunter vs. Virginia, Oct. 5
23 (23-8-41, 4 sets) - Monique Mead at Georgia, Oct. 16

Kill Attempts: 48 (19-13-48, 5 sets) - Monique Mead vs. FSU, Oct. 19
Hitting %: .667 (14-0-21) - Annie Czarnecki at Indiana, Sept. 1

Assists: 58 (5 sets) - Kaleigh Colson at Virginia, Nov. 2

Digs: 23 (4 sets) - Nicki Meyer at Virginia Tech, Nov. 3

Service Aces: 9 - Monique Mead at NC State, Sept. 28

Solo Blocks: 3 - Annie Czarnecki at North Carolina, Sept. 30

Block Assists: 9 - Monique Mead vs. SMU, Aug. 25
9 - Annie Czarnecki vs. SMU, Aug. 25

Total Blocks: 9 - Monique Mead vs. Cal State Fullerton, Aug. 24
9 - Monique Mead vs. SMU, Aug. 25
9 - Annie Czarnecki vs. SMU, Aug. 25

Team

Kills: 69 (4 sets) at Indiana, Sept. 1
69 (5 sets) at Virginia, Nov. 2

Kill Attempts: 165 (5 sets) vs. FSU, Oct. 19

Hitting %: .450 vs. Virginia Tech, Oct. 5

Assists: 68 (5 sets) at Virginia, Nov. 2

Digs: 65 (4 sets) vs. NC State, Nov. 10

Service Aces: 13 at NC State, Sept. 28

Total Blocks: 16 vs. Cal State Fullerton, Aug. 24

Postseason History

NCAA Tournament

1994 (NCAA Second Round)

Georgia Tech def. George Mason 3-1

No. 3 UCLA def. Georgia Tech..... 3-0

Overall Results: 1-1

1995 (NCAA Second Round)

Georgia Tech def. Siena..... 3-0

No. 12 Penn State def. Georgia Tech..... 3-0

Overall Results: 1-1

1996 (NCAA Second Round)

Georgia Tech def. Coastal Carolina 3-0

No. 7 Penn State def. Georgia Tech 3-0

Overall Results: 1-1

2000 (NCAA First Round)

Colorado def. Georgia Tech 3-1

Overall Results: 0-1

2001 (NCAA First Round)

Louisville def. Georgia Tech 3-2

Overall Results: 0-1

2002 (NCAA Second Round)

Georgia Tech def. Florida A&M..... 3-0

No. 10 Minnesota def. Georgia Tech..... 3-1

Overall Results: 1-1

2003 (NCAA Elite Eight)

Georgia Tech def. Alabama A&M 3-0

Georgia Tech def. Florida A&M..... 3-0

Georgia Tech def. No. 8 California..... 3-1

No. 2 Hawai'i def. Georgia Tech..... 3-1

Overall Results: 3-1

2004 (NCAA Sweet 16)

Georgia Tech def. Georgia..... 3-0

Georgia Tech def. No. 16 UC Santa Barbara..... 3-0

No. 4 Minnesota def. Georgia Tech 3-2

Overall Results: 2-1

2009 (NCAA First Round)

Baylor def. Georgia Tech 3-0

Overall Results: 0-1

Georgia Tech NCAA Tournament Record:
9-9



The 2009 Yellow Jackets huddle up during the first round of the NCAA Tournament against Baylor.



Lynnette Moster, Jayme Gergen and Lindsey Laband helped the Yellow Jackets punch their ticket to the 2004 NCAA Tournament with a 16-0 regular season record in the ACC.



Jayme Gergen (right) celebrates the Yellow Jackets' 3-0 win over Florida A&M in the 2003 NCAA Tournament, which sent Tech to the NCAA Sweet 16 - and Hawai'i - for the first time in history.

ACC Tournament

1983

NC State def. Georgia Tech 3-0

Overall Results: 0-1

1984

Duke def. Georgia Tech 3-0

Overall Results: 0-1

1985

Duke def. Georgia Tech 3-0

Overall Results: 0-1

1986

North Carolina def. Georgia Tech..... 3-0

Overall Results: 0-1

1987

North Carolina def. Georgia Tech..... 3-0

Overall Results: 0-1

1988

North Carolina def. Georgia Tech..... 3-0

Overall Results: 0-1

1989

Duke def. Georgia Tech 3-0

Overall Results: 0-1

1990

Duke def. Georgia Tech 3-0

Overall Results: 0-1

1991

Georgia Tech def. NC State 3-2

Duke def. Georgia Tech 3-0

Overall Results: 1-1

1992

North Carolina def. Georgia Tech 3-1

Overall Results: 0-1

1993

Maryland def. Georgia Tech 3-2

Overall Results: 0-1

1994

Georgia Tech def. NC State 3-0

Clemson def. Georgia Tech 3-0

Overall Results: 1-1

1995 (ACC Champions)

Georgia Tech def. Virginia 3-0

Georgia Tech def. North Carolina 3-0

Georgia Tech def. Maryland 3-0

Overall Results: 3-0

1996

Duke def. Georgia Tech 3-0

Overall Results: 0-1

1997

Georgia Tech def. North Carolina 3-2

Georgia Tech def. Florida State . 3-1

Clemson def. Georgia Tech 3-1

Overall Results: 2-1

1998

Clemson def. Georgia Tech 3-2

Overall Results: 0-1

1999

Wake Forest def. Georgia Tech .. 3-0

Overall Results: 0-1

2000

Georgia Tech def. NC State 3-0

Duke def. Georgia Tech 3-2

Overall Results: 1-1

2001

Maryland def. Georgia Tech 3-2

Overall Results: 0-1

2002 (ACC Champions)

Georgia Tech def. Wake Forest .. 3-0

Georgia Tech def. Duke 3-1

Georgia Tech def. Florida State . 3-1

Overall Results: 3-0

2003

Georgia Tech def. Florida State . 3-1

Georgia Tech def. Virginia 3-0

Maryland def. Georgia Tech 3-1

Overall Results: 2-1

2004

Clemson def. Georgia Tech 3-1

Overall Results: 0-1

-- Coaches voted to discontinue the ACC Tournament following the 2004 season --

Georgia Tech ACC Tournament Record: 13-20

All-Americans



Kele Eveland
2003 - First Team



Jayme Gergen
2004 - Honorable Mention

ACC Player of the Year

Kerry Annel	1995
Kele Eveland	2003
Lynnette Moster	2004
Maja Pachale	2001

ACC Rookie of the Year

Kele Eveland	2000
Lauren Sauer	2001
Monique Mead	2009

ACC Coach of the Year

Shelton Collier	1995
Bond Shymansky	2004



Lindsey Laband
2004, 2005 - Honorable Mention



Monique Mead
2009, 2010, 2011 - Honorable Men-
tion; 2012 Third Team




Talisa Kellogg
2007, 2008 - Honorable Mention



Alexandra Preiss
2003 - Honorable Mention



Lauren Sauer
2003 - Honorable Mention



Callie Miller
2008 - Honorable Mention



Ulrike Stegemann
2006, 2007 - Honorable Mention



Mary Ashley Tippins
2009, 2010 - Honorable Mention



Lynnette Moster
2002 - Second Team
2003, 2004 - Third Team

NATIONAL HONORS

AVCA All-America

Kele Eveland, S	(1st) 2003
Jayme Gergen, MH	(HM) 2004
Talisa Kellogg, OH	(HM) 2007
	(HM) 2008
Lindsey Laband, S	(HM) 2004
	(HM) 2005
Monique Mead, RS	(HM) 2009
	(HM) 2010
	(HM) 2011
	(3rd) 2012
Callie Miller, MH	(HM) 2008
Lynnette Moster, OH	(2nd) 2002
	(3rd) 2003
	(3rd) 2004
Alexandra Preiss, MH	(HM) 2003
Lauren Sauer, OH	(HM) 2003
Ulrike Stegemann, RS	(HM) 2006
	(HM) 2007
Mary Ashley Tippins	(HM) 2009
	(HM) 2010

CSTV All-America

Kele Eveland	2003
--------------	------

AVCA Player of the Week

Kerry Annel	Oct. 13, 1995
Kele Eveland	Sep. 15, 2003
Rochelle Komula	Sep. 7, 1996
Lynnette Moster	Sep. 16, 2002
Cris Omiecinski	Nov. 8, 1993

REGION HONORS

AVCA All-District III

Kerry Annel	(2nd) 1994
	(1st) 1995
Kyleen Bell	(1st) 2000
Kele Eveland	(1st) 2000
	(1st) 2002
	(1st) 2003
Carla Gartner	(1st) 1997
	(2nd) 1998
Jayme Gergen	(1st) 2004
Bailey Hunter	(HM) 2010
Talisa Kellogg	(1st) 2007
	(1st) 2008
Rochelle Komula	(1st) 1996
	(1st) 1997
Lindsey Laband	(1st) 2004
	(HM) 2005
Monique Mead	(HM) 2009
	(1st) 2010
	(1st) 2011
	(1st) 2012
Callie Miller	(1st) 2008
Lynnette Moster	(1st) 2002
	(1st) 2003
	(1st) 2004
Andrea Nachtrieb	(1st) 1995
	(1st) 1996
Danielle Olein	(1st) 1997
Maja Pachale	(2nd) 1999
	(1st) 2001
Alexandra Preiss	(1st) 2002
	(1st) 2003
Lauren Sauer	(HM) 2003
Ulrike Stegemann	(1st) 2006
	(1st) 2007
Mary Ashley Tippins	(1st) 2009
	(1st) 2010

AVCA District III Rookie of the Year

Kele Eveland	2000
--------------	------

AVCA Region Coach of the Year

Shelton Collier	(South) 1991
Bond Shymansky	(East) 2004

Tachikara Region Coach of the Year

Shelton Collier	(Southeast) 1995
-----------------	------------------

ACColades



Kerry Annel

1995 Player of the Year
1994, 1995 - 1st Team
1992 - All-Freshman



Kele Eveland

2003 Player of the Year
2000 Rookie of the Year
2003 - 1st Team
2001, 2002 - 2nd Team
2000 - All-Freshman



Talisa Kellogg

2007, 2008 - 1st Team
2005 - All-Freshman



Eida Mabry

2000 - 2nd Team



Lynnnette Muster

2004 Player of the Year
2002-03-04 - 1st Team
2001 - 2nd Team
2001 - all-Freshman



Marisa Aston

2003, 2004 - 2nd Team



Carla Gartner

1998 - 1st Team
1996, 1997 - 2nd Team
1995 - all-Freshman



Lisa Kofskey

1988 - 2nd Team



Sara McKee

1996 - All-Freshman



Andrea Nachtrieb

1995, 1996 - 1st Team
1993, 1994 - 2nd Team
1993 - All-Freshman



Jennifer Orr

1993 - All-Freshman



Kyleen Bell

2000 - 1st Team
2001 - 2nd Team
1998 - All-Freshman



Jayme Gergen

2004 - 1st Team



Rochelle Komula

1996, 1997 - 1st Team
1995 - 2nd Team
1994 - All-Freshman



Callie Miller

2008 - 1st Team
2005 - All-Freshman



Danielle Olein

1997 - 2nd Team



Maja Pachale

2001 Player of the Year
1999-2000-01 - 1st Team
1998 - All-Freshman



Aimee Boulet

1998 - 1st Team



Lindsey Gray

2006 - 2nd Team



Lindsey Laband

2004, 2005 - 2nd Team



Blair Moon

2002 - All-Freshman



Cris Omiecinski

1993 - 1st Team
1992-94-95 - 2nd Team
1992 - All-Freshman



Alexandra Preiss

2003 - 1st Team
2002 - 2nd Team

All-Atlantic Coast Conference

1988	Lisa Kofskey	2nd
1991	Jennifer Wagner	2nd
1992	Cris Omiecinski	2nd
	Angie Propp	2nd
1993	Cris Omiecinski	1st
	Andrea Nachtrieb	2nd
1994	Kerry Annel	1st
	Andrea Nachtrieb	2nd
	Cris Omiecinski	2nd
1995	Kerry Annel	1st
	Andrea Nachtrieb	1st
	Rochelle Komula	2nd
	Cris Omiecinski	2nd
1996	Rochelle Komula	1st
	Andrea Nachtrieb	1st
	Carla Gartner	2nd
1997	Rochelle Komula	1st
	Carla Gartner	2nd
	Danielle Olein	2nd
1998	Aimee Boulet	1st
	Carla Gartner	1st
	Maja Pachale	1st
1999	Kyleen Bell	1st
2000	Maja Pachale	1st
	Eida Mabry	2nd
2001	Maja Pachale	1st
	Kyleen Bell	2nd
	Kele Eveland	2nd
	Lynnnette Muster	2nd
2002	Lynnnette Muster	1st
	Kele Eveland	2nd
	Alexandra Preiss	2nd
2003	Kele Eveland	1st
	Lynnnette Muster	1st
	Alexandra Preiss	1st
	Marisa Aston	2nd
	Lauren Sauer	2nd
2004	Jayme Gergen	1st
	Lynnnette Muster	1st
	Marisa Aston	2nd
	Lindsey Laband	2nd
	Lauren Sauer	2nd
2005	Lindsey Laband	2nd



Angie Propp

1992 - 2nd Team
1992 - All-Freshman



Ulrike Stegemann

2006 - 1st Team
2005, 2007 - 2nd Team
2004 - All-Freshman



Lauren Sauer

2001 Rookie of the Year
2003, 2004 - 2nd Team
2001 - All-Freshman



Jennifer Wagner

1991 - 2nd Team

	Ulrike Stegemann	2nd
2006	Ulrike Stegemann	1st
	Lindsey Gray	2nd
2007	Talisa Kellogg	1st
	Ulrike Stegemann	2nd
2008	Talisa Kellogg	1st
	Callie Miller	1st
2009	Chrissy DeMichelis	1st
	Monique Mead	1st
	Mary Ashley Tippins	1st
2010	Bailey Hunter	1st
	Monique Mead	1st
	Mary Ashley Tippins	1st
2011	Monique Mead	1st
2012	Monique Mead	1st

ACC All-Freshman

	Kerry Annel	1992
	Kyleen Bell	1998
	Chanell Clark-Bibbs	2012
	Kele Eveland	2000
	Carla Gartner	1995
	Talisa Kellogg	2005
	Rochelle Komula	1994
	Sara McKee	1996
	Monique Mead	2009
	Callie Miller	2005
	Blair Moon	2002
	Lynnnette Muster	2001
	Andrea Nachtrieb	1993
	Cris Omiecinski	1992
	Jennifer Orr	1993
	Maja Pachale	1998
	Jennifer Percy	2010
	Angie Propp	1992
	Lauren Sauer	2001
	Ulrike Stegemann	2004

ACC All-Tournament

	Kerry Annel	1994
		1995
	Marisa Aston	2003
	Carolyn Clevenger	1997
	Kele Eveland	2002
	Rochelle Komula	1996
		1997
	Lynnnette Muster	(MVP) 2002
	Andrea Nachtrieb	(MVP) 1995
		1996
	Cris Omiecinski	1995
	Alexandra Preiss	2002
	Lauren Sauer	2003
	Teryl Townsend	2000

ACC Tournament

Champions

1995 • 2002

ACC Regular Season

Champions

1994 • 1995 • 2000 •
2003 • 2004

Volleyball Excellence

Academic Honors

ESPN The Magazine

Academic All-America

(as selected by CoSIDA; formerly GTE/CoSIDA Academic All-America)
 Kyeleen Bell 2000, 2001
 Carolyn Clevenger 1998, 1999
 Kele Eveland (3rd) 2003

ESPN The Magazine

Academic All-District

(as selected by CoSIDA; formerly GTE/CoSIDA Academic All-America)
 Lynnette Anderson (2nd) 1997
 Kyeleen Bell (2nd) 1999
 (1st) 2000
 (1st) 2001
 Carolyn Clevenger (1st) 1997
 (1st) 1998
 (1st) 1999
 Kele Eveland (2nd) 2002
 (1st) 2003
 (2nd) 2004
 Jayme Gergen (2nd) 2008
 Allie Niekamp (1st) 1995
 Lauren Sauer (1st) 2003
 (2nd) 2004
 (3rd) 2005
 (2nd) 2007
 Ulrike Stegemann

Weaver-James-Corrigan

Postgraduate Scholarship

Kyeleen Bell 1992
 Carolyn Clevenger 2000
 Kele Eveland 2004

ACC Honor Roll

The ACC annually recognizes the student-athletes who achieve a grade point average of 3.0 or higher for the academic year.

1984 Heidi Grunwald
 1985 Robin Swats
 1986 Lisa Kofskey
 1987 Margaret Gales, Laura Rullman
 1988 Margaret Gales, Elaine Griffith
 1989 Jennifer Beemsterboer
 1990 Jennifer Beemsterboer
 1991 Jaime Keating, Jennifer Wagner
 1992 Haley Dorminy, Melissa Jenkins, Jaime Keating, Jennifer Matullo, Jennifer Wagner
 1993 Marta Bickert, Jennifer Matullo, Cris Omiecinski, Jennifer Orr, Jennifer Wagner
 1994 Lynnette Anderson, Marta Bickert, Cris Omiecinski, Jennifer Orr, Jennifer Wagner
 1995 Lynnette Anderson, Kerry Annel, Jennifer Matullo, Cris Omiecinski, Jennifer Orr
 1996 Lynnette Anderson, Heather Bradley, Carolyn Clevenger, Amanda Medrow, Sara McKee, Andrea Nachtrieb, Danielle Olein, Jennifer Orr, Amanda Sabo
 1997 Heather Bradley, Carolyn Clevenger
 1998 Kyeleen Bell, Heather Bradley, Carolyn Clevenger, Maja Pachale
 1999 Courtney Adler, Kyeleen Bell, Maja Pachale
 2000 Courtney Adler, Geeska Banck, Kyeleen Bell, Jessica Dickerson, Kele Eveland, Amanda Hess, Maja Pachale
 2001 Kyeleen Bell, Kele Eveland, Jayme Gergen, Amanda Hess, Dori Pap, Lauren Sauer, Keight Vincent
 2002 Kele Eveland, Jayme Gergen, Lindsey Laband, Nicole Pierce, Lauren Sauer, Keight Vincent
 2003 Kele Eveland, Jayme Gergen, Katie Mohs, Lauren Sauer
 2004 Jacqui Beebe, Jayme Gergen, Lindsey Laband, Katie Mohs, Lauren Sauer, Ulrike Stegemann
 2005 Nikki Kaminskas, Lindsey Laband, Callie Miller, Katie Mohs, Allie Niekamp, Jennifer Randall, Stephanie Robbins, Abby Showers, Ulrike Stegemann
 2006 Erin Birmingham, Chrissy DeMichelis, Laura DeMichelis, Nikki Kaminskas, Allie Niekamp, Stephanie Robbins, Abby Showers, Ulrike Stegemann
 2007 Erin Birmingham, Laura DeMichelis, Nikki Kaminskas, Allie Niekamp, Stephanie Robbins, Brittany Roderick, Ulrike Stegemann
 2008 Alison Campbell, Michelle Kandell, Jordan McCullers, Allie Niekamp, Stephanie Robbins, Brittany Roderick, Asia Stawicka
 2009 Allison Campbell, Susan Carlson, Chrissy DeMichelis, Bailey Hunter, Nicki Meyer, Brittany Roderick, Asia Stawicka, Alison Campbell, Susan Carlson, Kaleigh Colson, Annie Czarnecki, Ivona Kolak, Jordan McCullers, Monique Mead, Nicki Meyer, Asia Stawicka
 2010 Susan Carlson, Kaleigh Colson, Annie Czarnecki, Courtney Felinski, Bailey Hunter, Ivona Kolak, Monique Mead, Nicki Meyer, Zoey Morton, Ali Santi
 2011 Callie Bivings, Susan Carlson, Kaleigh Colson, Courtney Felinski, Quinn Evans, Ivona Kolak, Nicki Meyer, Zoey Morton, Jennifer Percy, Wimberly Wilson

All-ACC Academic Volleyball Team

Beginning in 2005, the ACC started recognizing student-athletes that excelled both on the court and in the classroom (achieving a 3.0 grade point average or higher for the academic year as well as during her entire academic career.

2005 Lindsey Laband, Ulrike Stegemann
 2006 Allie Niekamp, Abby Showers, Ulrike Stegemann
 2007 Nikki Kaminskas, Allie Niekamp, Ulrike Stegemann
 2008 Allie Niekamp, Asia Stawicka
 2009 Jordan McCullers, Brittany Roderick, Asia Stawicka
 2010 Jordan McCullers, Jennifer Percy, Asia Stawicka
 2011 Kaleigh Colson, Susan Carlson, Monique Mead, Nicki Meyer
 2012 Kaleigh Colson, Susan Carlson, Annie Czarnecki, Nicki Meyer

Miscellaneous

Georgia Collegiate Coach of the Year

Shelton Collier 1995

NIVC All-Tournament Team

Kerry Annel 1993

Peach of an Athlete

Jennifer Orr 1997
 Carolyn Clevenger 2000

Total Person Award

Considered Georgia Tech Athletics' highest honor; presented annually to the Institute's male and female senior student-athletes who best exemplify excellence in academics, athletics, leadership and service.

Jennifer Wagner 1995
 Kerry Annel 1996
 Carolyn Clevenger 2000
 Kyeleen Bell 2002
 Kele Eveland 2004
 Jayme Gergen 2005
 Allie Niekamp 2009

Bobby Dodd Scholarship

Presented annually to the Institute's top returning male and female student-athletes.

Cris Omiecinski 1995
 Jennifer Orr 1996
 Carolyn Clevenger 1999
 Ulrike Stegemann 2007

L.W. Chip Roberts Award

Presented annually to one graduating male and one graduating female student-athlete who is considered the top student-athlete academically, athletically, and in campus life.

Jordan McCullers 2011


GEORGIA TECH ATHLETICS HALL OF FAME



Kerry Annel
 Played 1992-95 • Inducted 2005



Cris Omiecinski
 Played 1992-95 • Inducted 2006



Andrea Nachtrieb
 Played 1993-96 • Inducted 2008



Kele Eveland
 Played 2000-03 • Inducted 2013

Yellow Jackets and Team USA

Olympic Yellow Jackets

Year	Player/Coach	Squad	Events (Medal)
1999	Kyleen Bell	US Junior National Team	World Volleyball Championships
2002	Laura DeMichelis	US Youth National Team	NORCECA Championships (1st Place)
2003	Lindsey Gray	US Junior National A2 Training Team	US Youth National Team
	Laura DeMichelis	US Youth National Team	NORCECA Championships (3rd Place)
	Callie Miller	US Junior National A2 Training Team	US Junior National A2 Training Team
2004	Allie Niekamp	US Junior National A2 Training Team	US Junior National A2 Training Team
	Kele Eveland	US National Training Team	US National Training Team
	Michelle Kandell	US Junior National Training Team	US Junior National Training Team
	Talisa Kellogg	US Junior National A2 Training Team	US Junior National A2 Training Team
	Callie Miller	US Junior National A2 Training Team	US Junior National A2 Training Team
	Allie Niekamp	US Junior National A2 Training Team	US Junior National A2 Training Team
2005	Ben Bodipo-Memba	US National Team (W. Asst. Coach)	Pan American Cup (4th Place)
	Lynnette Moster	US National Training Team	US National Training Team
2006	Lynnette Moster	US National Training Team	US National Training Team
2008	Talisa Kellogg	US National Senior A2	US Open Championships (Bronze)
	Ben Bodipo-Memba	US National Senior A2 (W. Asst. Coach)	US Open Championships (Gold)
2010	Monique Mead	US National Senior A2	US National Senior A2
2011	Monique Mead	US National Senior A2	US National Senior A2
2012	Tonya Johnson	US National Senior A2 (Co-Head Coach)	US National Senior A2 (Co-Head Coach)
2013	Chanell Clark-Bibbs	US Junior National Team	US Junior National Team



Monique Mead (Second Row, third from left) poses with the other members of the US National Training Team. Mead played with the US National Senior A2 after her sophomore and junior campaigns.



Chanell Clark-Bibbs playing for the 2013 U.S. Women's Junior National Team in the Czech Republic. She is only the second Yellow Jacket in program history to make the U.S. Women's Junior National Team and the first since Kyleen Bell played for the squad in 1999.



As a member of the US Junior National Team Kyleen Bell (5) traveled to Edmonton, Canada, to compete in the 1999 World Volleyball Championships.



Lynnette Moster shows off her USA gear in front of the Olympic Rings



Talisa Kellogg, a senior in 2008, was a part of the US National A2 Team that earned the bronze medal at the 2008 US Women's Open Championships, while former associate head coach Ben Bodipo-Memba served as an assistant coach of the US National A2 Team that captured gold.

All-Time Letterwinners

A

Abery, Sheila.....	1984-85-87
Adler, Courtney.....	1999-00
Anderson, Lynnette.....	1994-95-96-97
Annel, Kerry.....	1992-93-94-95
Armstrong, Luann.....	1986
Aston, Marisa.....	2001-02-03-04



Aimee Boulet

B

Banck, Geeske.....	2000
Beebe, Jacqui.....	2003-04
Beemsterboer, Jennifer.....	1987-88-89-90
Bell, Kyleen.....	1998-99-00-01
Bickert, Marta.....	1993-94
Birmingham, Erin.....	2006-07
Boulet, Aimee.....	1995-96-97-98
Bradley, Heather.....	1996-97-98
Brown, Mandy.....	1983-84
Bruton, Bridget.....	1994

C

Campbell, Alison.....	2008-09-10
Carlson, Susan.....	2009-10-11-12
Carter, Mia.....	1987
Castillo, Jennifer.....	1991-92
Clark-Bibbs, Chanell.....	2012
Clevenger, Carolyn.....	1996-97-98-99
Colson, Kaleigh.....	2010-11-12
Coman, Angee.....	1987-88-89-90
Czarnecki, Annie.....	2009-10-12

D

DeMichelis, Chrissy.....	2006-07-08
DeMichelis, Laura.....	2005-07
Dickerson, Jessica.....	2000-01
Dorminy, Haley.....	1991-92
Drummond, Michelle.....	1990-91
Duncan, Rachelle.....	1981-82

E

Evans, Quinn.....	2010-11-12
Eveland, Kele.....	2000-01-02-03

F

Felling, Cindy.....	1981-82
Fitts, Susan.....	1981-82
Felinski, Courtney.....	2011-12

G

Gales, Margaret.....	1986-87-88-89
Gartner, Carla.....	1995-96-97-98
Gergen, Jayme.....	2001-02-03-04
Gergesha, Carol.....	1986
Gillespie, Jennifer.....	1988-89
Golson, Katie.....	1999
Gray, Lindsey.....	2004-05-06-07
Griffith, Elaine.....	1985-86-87-88
Grubka, Laura.....	1998-99
Grunwald, Heidi.....	1984

H

Haught, Emily.....	1989
Henson, Linda.....	1981
Hess, Amanda.....	2000-01
Hinesley, Kristine.....	1991-92-93
Holder, Sherri.....	1984
Hood, Michelle.....	1984
Hunter, Bailey.....	2008-09-10-12

J

Jenkins, Melissa.....	1990-91-92-93
-----------------------	---------------

K

Kaminskas, Nikki.....	2004-05-06-07
Kandell, Michelle.....	2005-06-07-08
Kearns, Lee Ann.....	1981-82-83
Keating, Jaime.....	1990-91-92
Kellogg, Talisa.....	2005-06-07-08
Kissman, Jordan.....	2009
Kofskey, Lisa.....	1986-87-88-89
Kolak, Ivona.....	2010-11-12
Komula, Rochelle.....	1994-95-96-97



Nikki Kaminskas

Kray, Lisa.....	1981-82
Kuhn, Laura.....	2001-02-03-04

L

Laband, Lindsey.....	2002-03-04-05
Lindsay, Laura.....	1982

M

Mabry, Eida.....	2000
Malins, Wendy.....	1988-89-90-91
Martin, Kim.....	1982-83-84-85
McCullers, Jordan.....	2007-08-09-10
McKee, Sara.....	1996-97-98-99
Mead, Monique.....	2009-10-11-12
Medrow, Amanda.....	1996-97-98-99
Mesquita, Tina.....	2001
Meyer, Nicki.....	2009-10-11-12
Miller, Callie.....	2005-06-07-08
Miller, Merran.....	1997-98
Mills, Melinda.....	1982
Matullo, Jennifer.....	1992-93-94-95
Mohs, Katie.....	2003-04-05
Moon, Blair.....	2002
Moore, Karla.....	1991-92
Moran, Alexis.....	1998-99
Morton, Zoey.....	2010-11-12
Moster, Lynnette.....	2001-02-03-04



Allie Niekamp

N

Nachtrieb, Andrea.....	1993-94-95-96
Nedderman, Anna.....	1998-99
Niekamp, Allie.....	2005-06-07-08

O

Olein, Danielle.....	1994-95-96-97
Olshowka, Donna.....	1984
Omiecinski, Cris.....	1992-93-94-95
Organ, Erica.....	1990-91-92-93
Orr, Jennifer.....	1993-94-95-96

P

Pachale, Maja.....	1998-99-00-01
Pap, Dori.....	2000-01
Percy, Jennifer.....	2010-11-12
Perrou, Beth.....	1992-93
Peters, Linda.....	1988-89-90
Pierce, Nicole.....	2002-03
Preiss, Alexandra.....	2000-01-02-03
Prida, Liana.....	1995
Propp, Angie.....	1992-93-94


R

Randall, Jennifer.....	2002-03-04-05
------------------------	---------------

Robbins, Stephanie.....	2005-06-07-08
Roderick, Brittany.....	2006-07-08-09
Rullman, Laura.....	1985-86-87-88

S

Sabo, Amanda.....	1996-97-98
Santi, Ali.....	2011
Sartor, Sandra.....	1984-85-86-87
Sauer, Lauren.....	2001-02-03-04
Schmid, Sharon.....	1981-82-83
Schorn, Dena.....	1996-97
Scott, Sara.....	1985
Shelby, Christine.....	1997-98-99-00
Shelton, Shannon.....	1987-88-89-90
Showers, Abby.....	2003-04-05-06
Shuchart, Sylvia.....	1981-82-83-84
Smith, Carol.....	1981-82
Smith, Jennifer.....	1991
Smith, Jessica.....	1986-87-88-89
Smith, Shellie.....	1989-90-91
Stawicka, Asia.....	2008-09-10-11
Stegemann, Ulrike.....	2004-05-06-07
Swats, Robin.....	1985-86-88-89



Christine Shelby

T

Tebelak, Jennifer.....	1991-92-93-94
Tippins, Mary Ashley.....	2007-08-09-10
Townsend, Teryl.....	1996-98-99-00
Tucci, Hannah.....	2009

V

Vincent, Keight.....	2000-01-02-03
----------------------	---------------

W

Wagner, Jennifer.....	1991-92-93-94
Watson, Lori.....	1981
Weston, Jaime.....	1990
Williams, Bessie.....	1982-83
Woodson, Alexis.....	2010-11
Woodson, Mariah.....	2010-11
Wycoff, Wynne.....	1985-86-87

Z

Zerbi, Mariangeli.....	1982-83
------------------------	---------

Career Records

Kills	Years	No.
1. Monique Mead	2009-12	1,918
2. Lynnette Moster	2001-04	1,859
3. Maja Pachale	1998-01	1,836
4. Cris Omiecinski	1992-95	1,749
5. Talisa Kellogg	2005-08	1,736
6. Lauren Sauer	2001-04	1,706
7. Kerry Annel	1992-95	1,603
8. Wendy Malins	1988-91	1,464
9. Carla Gartner	1995-98	1,455
10. Rochelle Komula	1994-97	1,453

Hitting Percentage	Years	Pct.
1. Alexandra Preiss	2000-03	.364
2. Jayme Gergen	2001-04	.353
3. Kaleigh Colson 2010-Pres		.352
4. Kerry Annel	1992-95	.348
5. Asia Stawicka	2008-11	.347
6. Angie Propp	1992-94	.319
7. Callie Miller	2005-08	.314
8. Lynnette Moster	2001-04	.308
9. Rochelle Komula	1994-97	.301
10. Danielle Olein	1994-97	.296

Digs	Years	No.
1. Jenn Beemsterboer	1987-90	1,594
2. Marisa Aston	2001-04	1,583
3. Michelle Kandell	2005-08	1,514
4. Jordan McCullers	2007-10	1,460
5. Lynnette Moster	2001-04	1,456
6. Wendy Malins	1988-91	1,453
7. Jennifer Wagner	1991-94	1,396
8. Jennifer Randall	2002-05	1,392
9. Cris Omiecinski	1992-95	1,330
10. Margaret Gales	1986-89	1,278

Digs Per Set	Years	Avg.
1. Marisa Aston	2001-04	3.41
2. Michelle Kandell	2005-08	3.38
3. Jenn Beemsterboer	1987-90	3.33
4. Lynnette Moster	2001-04	3.15
5. Jordan McCullers	2009-10	3.15
6. Wendy Malins	1988-91	3.07
7. Cris Omiecinski	1992-95	2.94
8. Jennifer Wagner	1991-94	2.88
9. Abby Showers	2003-06	2.86
10. Amanda Hess	2000-01	2.78
Nicki Meyer	2009-12	2.78



Jennifer Beemsterboer notched a school record 1,594 digs from 1987-90 and her career mark of 3.33 digs per game stands second in the Tech annals.

Kills Per Set	Years	Avg.
1. Maja Pachale	1998-01	4.21
2. Monique Mead	2009-12	4.09
3. Lynnette Moster	2001-04	4.02
4. Cris Omiecinski	1992-95	3.86
5. Talisa Kellogg	2005-08	3.82
6. Lauren Sauer	2001-04	3.60
7. Kerry Annel	1992-95	3.42
8. Rochelle Komula	1994-97	3.18
9. Laura DeMichelis	2005-07	3.12
10. Chrissy DeMichelis	2006-09	3.12

Total Blocks	Years	No.
1. Kerry Annel	1992-95	560
2. Rochelle Komula	1994-97	531
3. Carla Gartner	1995-98	496
4. Kyleen Bell	1998-01	494
5. Jayme Gergen	2001-04	473
6. Alexandra Preiss	2000-03	441
7. Callie Miller	2005-08	430
8. Asia Stawicka	2008-11	400
9. Monique Mead	2009-12	369
10. Lauren Sauer	2001-04	368

Solo Blocks	Years	No.
1. Lisa Kofskey	1986-89	102
2. Lauren Sauer	2001-04	99
3. Kerry Annel	1992-95	96
4. Laura Rullman	1985-88	77
5. Angee Coman	1987-90	72
6. Talisa Kellogg	2005-08	66
7. Kyleen Bell	1998-01	64
8. Wendy Malins	1988-91	60
9. Rochelle Komula	1994-97	60
10. Erica Organ	1990-93	55

Block Assists	Years	No.
1. Rochelle Komula	1994-97	471
2. Kerry Annel	1992-95	464
3. Carla Gartner	1995-98	463
4. Kyleen Bell	1998-01	430
5. Jayme Gergen	2001-04	426
6. Alexandra Preiss	2000-03	399
7. Callie Miller	2005-08	384
8. Asia Stawicka	2008-11	362
9. Monique Mead	2009-12	337
10. Nikki Kaminskis	2004-07	328

Blocks Per Set	Years	No.
1. Anna Nedderman	1998-99	1.39
2. Dena Schorn	1996-97	1.28
3. Kerry Annel	1992-95	1.19
4. Jayme Gergen	2001-04	1.18
5. Rochelle Komula	1994-97	1.15
6. Alexandra Preiss	2000-03	1.10
7. Asia Stawicka	2008-11	1.10
8. Kyleen Bell	1998-01	1.09
9. Nikki Kaminskis	2004-07	1.07
10. Carla Gartner	1995-98	1.01

Assists	Years	No.
1. Kele Eveland	2000-03	6,464
2. Andrea Nachtrieb	1993-96	6,102
3. Mary Ashley Tippins	2007-10	6,646
4. Allie Niekamp	2005-08	3,560
5. Margaret Gales	1986-89	3,432
6. Lindsey Laband	2002-05	3,130
7. Carolyn Clevenger	1996-99	2,804
8. Jennifer Castillo	1991-92	2,672

9. Kaleigh Colson	2010-Pres.	2,012
10. Amanda Sabo	1996-98	1,096

Assists Per Set	Years	Avg.
1. Kele Eveland	2000-03	13.38
2. Andrea Nachtrieb	1993-96	13.04
3. Lindsey Laband	2002-05	12.93
4. Allie Niekamp	2005-08	11.23
5. Jennifer Castillo	1991-92	10.59
6. Mary Ashley Tippins	2007-10	10.48
7. Kaleigh Colson 2010-Pres		10.11
8. Courtney Adler	1999-00	8.43
9. Amanda Sabo	1996-98	8.12
10. Carolyn Clevenger	1996-99	7.75

Service Aces	Years	No.
1. Jennifer Wagner	1991-94	250
2. Wendy Malins	1988-91	233
3. Lynnette Moster	2001-04	193
4. Cris Omiecinski	1992-95	190
5. Monique Mead	2009-12	148
6. Margaret Gales	1986-89	143
7. Lindsey Gray	2004-07	132
8. Amanda Medrow	1996-99	131
9. Jenn Beemsterboer	1987-90	128
10. Erica Organ	1990-93	127


Service Aces Per Set	Years	Avg.
1. Jennifer Wagner	1991-94	0.52
2. Cris Omiecinski	1992-95	0.42
3. Lynnette Moster	2001-04	0.42
4. Kaleigh Colson 2010-Pres		0.37
5. Allie Niekamp	2005-08	0.36
6. Lindsey Gray	2004-07	0.33
7. Amanda Medrow	1996-99	0.33
8. Monique Mead	2009-12	0.32
9. Wendy Malins	1988-91	0.31
10. Erica Organ	1990-93	0.31



Lynnette Moster holds the top mark in kills at Tech.



Kerry Annel posted 560 total blocks from 1992-95, a mark that still stands atop the Tech career list today.



Kele Eveland holds the record for career assists at Georgia Tech. She was also the second All-American in school history and the only Tech player to be named to the AVCA All-America first team.



Maja Pachale owns the career record for kills per game.

All-Time Single & Team Match Records

Kills

Player	Opponent	Date	No.
Maja Pachale	NC State	10/08/99	38
Kerry Annel	NC State	10/28/95	36
Kerry Annel	Duke	11/03/93	35
Talisa Kellogg	Virginia	10/22/05	35
Maja Pachale	Arkansas	10/14/01	34
Cris Omiecinski	Auburn	9/14/95	34

Attempts

Player	Opponent	Date	No.
Cris Omiecinski	Auburn	8/19/95	90
Maja Pachale	Wake Forest	10/20/00	81
Talisa Kellogg	Virginia Tech	11/2/07	78
Jennifer Wagner	Georgia	10/15/91	77
Talisa Kellogg	Virginia	10/22/05	74

Attack Percentage

Player	Opponent	Date	Pct. (K-E-TA)
Alexandra Preiss	Virginia	10/04/03	1.000 (11-0-11)
Cris Omiecinski	W. Georgia	10/10/92	1.000 (10-0-10)
Talisa Kellogg	Stetson	9/16/06	1.000 (10-0-10)
Lauren Sauer	NC State	10/01/02	.944 (17-0-18)
Wendy Malins	Mercer	11/11/91	.909 (10-0-11)

Digs

Player	Opponent	Date	No.
Jenn Beemsterboer	W. Carolina	11/02/88	43
Marisa Aston	Minnesota	12/10/04	36
Michelle Kandell	Duke	10/10/08	36
Jennifer Wagner	Maryland	10/03/92	35
Heidi Grunwald	Wake Forest	11/04/84	33

Assists

Player	Opponent	Date	No.
Kele Eveland	North Carolina	11/11/00	93
Amanda Sabo	Clemson	11/20/98	87
Kele Eveland	Wake Forest	10/20/00	84
Andrea Nachtrieb	North Carolina	11/04/94	82
Andrea Nachtrieb	Auburn	9/14/95	82

Service Aces

Player	Opponent	Date	No.
Jennifer Wagner	Georgia State	10/01/91	10
Cris Omiecinski	Georgia State	9/22/93	10
Monique Mead	NC State	9/28/12	9
Cris Omiecinski	Georgia State	10/03/93	8
Jennifer Wagner	USC-Aiken	9/07/91	8
Kaleigh Colson	Jacksonville	9/8/12	7
Jennifer Wagner	Morehead St.	9/12/92	7
Wynne Wycoff	Tenn. Temple	10/08/85	7
Elaine Griffith	East Carolina	9/26/87	7
Jennifer Smith	Charlotte	9/27/91	7

Total Blocks

Player	Opponent	Date	No.
Rochelle Komula	Maryland	10/04/96	13
Lisa Kofskey	W. Carolina	11/09/87	12
Rochelle Komula	Cincinnati	8/30/96	12
Lisa Kofskey	Tenn. Tech	11/11/87	11
Laura Rullman	Georgia	9/22/88	11
Kerry Annel	North Carolina	10/21/94	11
Rochelle Komula	North Carolina	10/21/94	11
Rochelle Komula	North Carolina	11/05/95	11
Kyleen Bell	Illinois State	9/16/99	11
Alexandra Preiss	Wake Forest	10/19/01	11
Callie Miller	Winthrop	9/03/05	11
Nikki Kaminskas	Michigan	9/15/07	11

Solo Blocks

Player	Opponent	Date	No.
Chrissy DeMichelis	Virginia Tech	11/2/07	6
Lisa Kofskey	Tenn. Tech	11/15/87	5
Angee Coman	Baptist	9/15/90	5
Lisa Kofskey	Georgia State	11/03/87	4
Kerry Annel	Clemson	10/05/93	4
Lauren Sauer	Wake Forest	10/08/04	4
Lauren Sauer	NC State	10/22/04	4
Chrissy DeMichelis	Miami	11/14/08	4
Monique Mead	MTSU	10/26/11	4

Block Assists

Player	Opponent	Date	No.
Rochelle Komula	Maryland	10/04/96	12
Kerry Annel	North Carolina	11/04/94	11
Carla Gartner	North Carolina	11/05/95	11
Alexandra Preiss	Wake Forest	10/19/01	11
Callie Miller	Winthrop	9/03/05	11
Nikki Kaminskas	Michigan	9/15/07	11

Team Match

Kills

No.	Opponent	Date
1. 89	at Maryland	11/1/2003
89	at Clemson	11/15/2005
3. 88	vs Clemson Tigers	11/19/2004
88	Maryland	10/3/2003
5. 83	at Georgia State	10/19/2004
6. 82	at Minnesota	12/10/2004
82	at #2 Hawai'i	12/13/2003
82	at Virginia Tech	11/2/2007
82	at Maryland	11/23/2007

Attack Attempts

No.	Opponent	Date
1. 235	at Minnesota	12/10/2004
2. 221	at Virginia Tech	11/2/2007
3. 212	at #2 Hawai'i	12/13/2003
4. 211	at Maryland	11/23/2007
5. 209	Clemson	11/14/2006
209	at Michigan	9/15/2007
7. 208	North Carolina	Nov 12
208	at North Carolina	11/12/2006

Attack Percentage

No.	Opponent	Date
1. .587	vs Temple	9/5/2003
2. .546	Virginia	10/4/2003
3. .528	vs Western Michigan	9/7/2003
4. .526	vs Florida Gulf Coast	9/10/2010
5. .516	Stetson	9/16/2006
6. .458	South Florida	9/15/2006
7. .455	vs #17 Michigan State	9/12/2003

Assists

No.	Opponent	Date
1. 84	at Clemson	11/15/2005
2. 83	at Maryland	11/1/2003
83	Maryland	10/3/2003
4. 82	vs Clemson Tigers	11/19/2004
5. 79	at Clemson Tigers	9/28/2004
6. 78	at #2 Hawai'i	12/13/2003
7. 77	at Minnesota	12/10/2004
77	at Virginia Tech	11/2/2007
77	at Boston College	11/21/2007

Service Aces

No.	Opponent	Date
1. 16	at Florida State	11/5/2006
2. 13	at NC State	9/28/2012
13	Maryland	11/18/2006
4. 12	vs. Jacksonville	9/8/2012
12	at Arkansas	8/24/2007
12	at Miami	10/7/2007
12	NC State	10/26/2007
12	Xavier	9/10/2004
9. 11	Charleston Southern	8/25/2012
11	vs Furman	8/31/2008
11	Stetson	9/16/2006
11	at Wake Forest	9/24/2011
11	vs CSU	9/1/2012

Digs

No.	Opponent	Date
1. 114	at Minnesota	12/10/2004
2. 104	at North Carolina	11/12/2006
104	at North Carolina	10/23/2004
4. 98	at Michigan	9/15/2007
5. 94	at Clemson	11/15/2005
94	Virginia	9/28/2007
7. 92	Virginia	10/15/2004

Total Blocks

No.	Opponent	Date
1. 20.0	Miami	9/30/2006
2. 18.0	at North Carolina	11/12/2006
18.0	Michigan	9/7/2008
18.0	vs Toledo	9/8/2006
5. 17.0	Maryland	10/7/2005
17.0	North Carolina	10/15/2010
7. 16.5	vs #8 California	12/12/2003
8. 16.0	Cal State Fullerton	8/24/2012

Solo Blocks

No.	Opponent	Date
1. 9	at Middle Tennessee	10/26/2011
2. 8	at Virginia Tech	11/2/2007
3. 7	at Wake Forest	10/8/2004
7	Virginia	10/15/2004
5. 6	North Carolina	Nov 12
6	at North Carolina	11/12/2006
6	at Miami	11/14/2008
6	Maryland	11/18/2006
6	Duke	10/24/2009
6	at Middle Tennessee	9/4/2009

Block Assists

No.	Opponent	Date
1. 36	Miami	9/30/2006
2. 32	Maryland	10/7/2005
3. 30	North Carolina	10/15/2010
30	vs Toledo	9/8/2006
5. 29	vs #8 California	12/12/2003
29	Duke	10/10/2008
7. 28	at Long Beach State	Nov.28,2003
28	Georgia State	10/4/2003
28	vs Winthrop	9/3/2005
28	Michigan	9/7/2008
28	Duke	9/24/2005

Team and Individual Season Records

Kills	
2010.....	1652
2009.....	1593
2008.....	1573
2012.....	1550
2011.....	1541
1996.....	2551
2002.....	2423
2003.....	2355
2004.....	2125
1992.....	2094

Kill Attempts	
1996.....	6167
2002.....	5747
1992.....	5214
2003.....	5151
2007.....	5139
1995.....	5086
1991.....	5085
1997.....	4947
2000.....	4925
1993.....	4911

Attack Percentage	
2003.....	331 (2355-651-5151)
2004.....	300 (2125-677-4831)
2002.....	283 (2423-796-5747)
1995.....	275 (2085-685-5086)
1993.....	274 (2016-671-4911)
1994.....	271 (1945-676-4691)
1996.....	266 (2551-913-6167)
1992.....	265 (2094-712-5214)
2000.....	261 (2034-751-4925)
2006.....	259 (1912-696-4702)

Assists	
1996.....	2263
2002.....	2226
2003.....	2199
2004.....	1977
2007.....	1885
1995.....	1883
2000.....	1836
1992.....	1804
1997.....	1770
2006.....	1740

Digs	
1989.....	2357
1992.....	2340
1996.....	2290
2002.....	2238
1988.....	2211
2003.....	2176
1991.....	2074
2004.....	2074
1995.....	2059
2007.....	2030

Block Assists	
1996.....	778
2002.....	619
1995.....	607
2003.....	549
1997.....	545
1999.....	538
1998.....	516
1994.....	513
2005.....	471
1992.....	449

Solo Blocks	
1990.....	135
1987.....	115
1989.....	109
1993.....	100
1989.....	99
2002.....	96
2004.....	83
2009.....	81
1995.....	80
2006.....	80

Total Blocks	
1996.....	465
2002.....	405.5
1995.....	384
2003.....	346.5
1997.....	339
1994.....	326
1998.....	323
1993.....	313
1999.....	311
1992.....	310

Service Aces	
1991.....	364
1993.....	330
1992.....	329
1990.....	295
1987.....	271
1997.....	251
1996.....	225
1999.....	214
2007.....	210
1995.....	206



The 1996 Georgia Tech Volleyball Team, which was captained by Rochelle Komula (top) and Jennifer Orr (Bottom) re-wrote the single-season record book and still holds the top marks for kills, kill attempts, assists, total blocks and block assists in a season.

Total Kills	No.	Year
Lynnette Moster	629	2002
Monique Mead	588	2011
Lynnette Moster	585	2004
Rochelle Komula	545	1996
Lynnette Moster	541	2003
Lauren Sauer	541	2003
Maja Pachale	522	1999
Cris Omiecinski	517	1993
Monique Mead	515	2010
Lauren Sauer	506	2004



Jordan McCullers put up top-10 figures for digs in a season in 2009 & 2010.

Hitting Percentage	Pct.	Year
Alexandra Preiss	.417	2003
Jayme Gergen	.393	2004
Annie Czarnecki	.380	2012
Rochelle Komula	.377	1996
Jayme Gergen	.372	2003
Kerry Annel	.372	1994
Callie Miller	.370	2008
Kerry Annel	.368	1995
Kaleigh Colson	.360	2010
Asia Stawicka	.355	2011

Assists	No.	Year
Kele Eveland	1,905	2002
Andrea Nachtrieb	1,857	1996
Kele Eveland	1,822	2003
Lindsey Laband	1,663	2004
Andrea Nachtrieb	1,526	1995
Allie Niekamp	1,494	2006
Kele Eveland	1,484	2000
Carolyn Clevenger	1,398	1997
Jennifer Castillo	1,391	1992
Andrea Nachtrieb	1,362	1993

Digs	No.	Year
Michelle Kandell	628	2007
Marisa Aston	522	2004
Jennifer Randall	513	2005
Michelle Kandell	512	2008
Abby Showers	508	2006
Marisa Aston	501	2003
Jordan McCullers	487	2010
Jennifer Beemsterboer	486	1989
Jordan McCullers	481	2009
Cindy Felling	472	1982

Block Assists	No.	Year
Jayme Gergen	157	2002
Dena Schorn	151	1996
Anna Nedderman	147	1999
Rochelle Komula	146	1995
Alexandra Preiss	142	2002
Kyleen Bell	141	1998
Carla Gartner	137	1996
Rochelle Komula	137	1996
Alexandra Preiss	136	2003
Jayme Gergen	134	2004

Solo Blocks	No.	Year
Lisa Kofskey	42	1987
Lauren Sauer	38	2004
Angee Coman	36	1990
Chrissy DeMichelis	35	2009
Lisa Kofskey	34	1988
Lauren Sauer	34	2002
Marta Bickert	32	1993
Jessica Smith	31	1989
Kerry Annel	26	1992
Kerry Annel	25	1995
Jennifer Wagner	25	1991

Total Blocks	No.	Year
Jayme Gergen	169	2002
Rochelle Komula	165	1995
Kyleen Bell	163	1998
Alexandra Preiss	162	2002
Carol Smith	158	1982
Anna Nedderman	156	1999
Jayme Gergen	148	2004
Jayme Gergen	148	2003
Kerry Annel	148	1992
Alexandra Preiss	147	2003

Service Aces	No.	Year
Jennifer Wagner	91	1991
Cris Omiecinski	85	1992
Andrea Nachtrieb	77	1993
Wendy Malins	71	1990
Wendy Malins	58	1988
Monique Mead	56	2012
Lindsey Gray	53	2006
Lynnette Moster	51	2004
Allie Niekamp	51	2006
Monique Mead	50	2012
Lynnette Moster	49	2003
Eida Mabry	47	2000



Jayme Gergen is the single-season record holder in total blocks and block assists.

Bits and Pieces

Triple Doubles

Kele Eveland.....	1
(11k, 52a, 12d) vs. California (12/12/03)	
Rochelle Komula.....	1
(27k, 12b, 10d) vs. Cincinnati (8/30/96)	
Allie Niekamp	1
(10k, 44a, 10d) vs. Mississippi State (9/1/06)	

Kaleigh Colson 1
(12k, 34a, 11d) at Miami (10/16/11)

20/20 Double Doubles

Cris Omiecinski.....	4
(21k, 20d) vs. NC State (11/11/95)	
(34k, 20d) vs. Auburn (9/14/95)	
(24k, 21d) vs. Maryland (11/19/93)	
(20k, 25d) vs. Maryland (10/03/92)	
Wendy Malins.....	3
(21k, 22d) at Furman (10/09/90)	
(24k, 21d) at Georgia State (9/27/89)	
(22k, 20d) vs. Southern Mississippi (9/22/89)	
Maja Pachale	3
(23k, 20d) vs. North Carolina (11/11/00)	
(22k, 29d) vs. Pacific (9/10/00)	
(21k, 27d) vs. Clemson (11/21/98)	
Lynnette Moster	3
(20k, 20d) vs. Michigan State (9/13/02)	
(25k, 22d) at Hawaii (12/13/03)	
(20k, 22d) at Minnesota (12/10/04)	
Shelia Aberly	1
(23k, 28d) vs. Tennessee Tech (11/15/87)	
Jennifer Beemsterboer	1
(20k, 23d) vs. Georgia (9/29/89)	
Marta Bickert.....	1
(23k, 20d) at NC State (10/23/93)	
Lindsey Gray.....	1
(25k, 20d) vs. North Carolina (11/12/06)	
Heidi Grunwald.....	1
(25k, 33d) vs. Wake Forest (11/04/84)	
Teryl Townsend	1
(27k, 24d) vs. Clemson (11/20/98)	

30 Kill Club

38.....	Maja Pachale vs. NC State (10/08/99)
36.....	Kerry Annel at NC State (10/25/95)
35.....	Kerry Annel vs. Duke (11/03/94)
35.....	Talisa Kellogg vs. Virginia (10/22/05)
34.....	Maja Pachale vs. Arkansas (10/14/01)
34.....	Cris Omiecinski vs. Auburn (9/14/95)
33.....	Kerry Annel vs. Notre Dame (10/13/95)
31.....	Lynnette Moster at South Florida (9/14/02)
31.....	Cris Omiecinski vs. Florida State (11/05/93)
30.....	Eida Mabry vs. Wake Forest (10/20/00)
30	Monique Mead vs. Duke (9/24/10)
30.....	Lauren Sauer vs. Wisconsin (9/19/03)
30	Monique Mead vs. Louisville (8/27/11)

30 Dig Club

43.....	J. Beemsterboer vs. W. Carolina (11/02/88)
36.....	Marisa Aston at Minnesota (12/10/04)
36.....	Michelle Kandell vs. Duke (10/10/08)
35.....	Jennifer Wagner vs. Maryland (10/03/92)
33.....	Heidi Grunwald vs. Wake Forest (11/04/84)
33.....	Jennifer Randall vs. Duke (9/24/05)
32.....	Michelle Kandell at Virginia (11/4/07)
32.....	Michelle Kandell at Miami (11/14/08)
31.....	Sheila Aberly vs. Furman (10/29/87)
31.....	Margaret Gales vs. Maryland (11/05/88)
31.....	J. Beemsterboer vs. James Madison (10/08/88)
31.....	Cris Omiecinski vs. Clemson (9/29/92)
31.....	Amanda Hess vs. Wake Forest (10/20/00)
31.....	Jennifer Randall vs. NC State (11/12/05)
30.....	Michelle Kandell at Maryland (11/23/07)

11 Block Club

13.....	Rochelle Komula at Maryland (10/04/96)
12.....	Rochelle Komula vs. Cincinnati (8/30/96)
12.....	Lisa Kofskey vs. Western Carolina (11/09/87)
11.....	Alexandra Preiss at Wake Forest (10/19/01)
11.....	Kyleen Bell vs. Illinois State (9/16/99)
11.....	Carla Gartner vs. North Carolina (11/05/95)
11.....	Rochelle Komula at North Carolina (11/05/95)
11.....	Rochelle Komula at North Carolina (10/21/94)
11.....	Kerry Annel at North Carolina (10/21/94)
11.....	Laura Rullman vs. Georgia (9/22/88)
11.....	Lisa Kofskey vs. Tennessee Tech (11/15/87)
11.....	Callie Miller vs. Winthrop (9/03/05)
11.....	Nikki Kaminskas at Michigan (9/15/07)

Miscellaneous Team Records

Winning Percentage (Season):	34-4 (.895), 2003
Wins (Season):	34, 2003
Consecutive Wins:	23, Aug. 29-Oct. 31, 2003
Consecutive Games Won:	23, Aug. 29-Sept. 14, 2003
100th Win (Division I):	vs. Lake Erie, 10/19/91
200th Win (Division I):	vs. Boston College, 9/17/95
300th Win (Division I):	vs. Air Force, 9/17/99
400th Win (Division I):	vs. Georgia State, 10/04/03
500th Win (Division I):	at Virginia, 11/4/07
Home Win Streak:	27, Oct. 6, 2002-Sept. 12, 2004
Home Record (Season):	18-0, 2003
ACC Wins (Season):	16, 16-0, 2004
Conference Finish:	1st, 1995, 2000, 2003, 2004
First Postseason Appearance:	NIVC, 1993
First NCAA Appearance:	vs. George Mason, 11/30/94
Last NCAA Appearance:	vs. Baylor, 12/04/09
Attendance (O'Keefe):	2,000 vs. Georgia, (three times) 9/1/06; 9/7/07; 8/28/09
Attendance (AMC):	3,211 vs. FSU, 10/06/02

Season Leaders

Kills

1985	Sheila Abery.....	217
1986	Robin Swats.....	106
1987	Sheila Abery.....	305
1988	Wendy Malins.....	348
1989	Wendy Malins.....	364
1990	Wendy Malins.....	375
1991	Jennifer Wagner.....	487
1992	Cris Omiecinski.....	409
1993	Cris Omiecinski.....	517
1994	Cris Omiecinski.....	405
1995	Kerry Annel.....	491
1996	Rochelle Komula.....	545
1997	Rochelle Komula.....	385
1998	Carla Gartner.....	421
1999	Maja Pachale.....	522
2000	Eida Mabry.....	455
2001	Maja Pachale.....	461
2002	Lynnette Moster.....	629
2003	Lynnette Moster.....	541
	Lauren Sauer.....	541
2004	Lynnette Moster.....	585
2005	Talisa Kellogg.....	457
2006	Talisa Kellogg.....	440
2007	Talisa Kellogg.....	499
2008	Talisa Kellogg.....	340
2009	Bailey Hunter.....	380
2010	Monique Mead.....	515
2011	Monique Mead.....	588
2012	Monique Mead.....	459



Wendy Malins led Tech in kills in 1988, 1989 and 1990.

Hitting Percentage

1985	Sheila Abery.....	.208
1986	Lisa Kofskey.....	.172
1987	Lisa Kofskey.....	.244
1988	Lisa Kofskey.....	.328
1989	Angee Coman.....	.211
1990	Wendy Malins.....	.210
1991	Erica Organ.....	.250
1992	Angie Propp.....	.341
1993	Kerry Annel.....	.319
1994	Kerry Annel.....	.372
1995	Kerry Annel.....	.368
1996	Rochelle Komula.....	.377
1997	Danielle Olein.....	.323
1998	Carla Gartner.....	.283
1999	Maja Pachale.....	.251
2000	Kyleen Bell.....	.337
2001	Alexandra Preiss.....	.323
2002	Alexandra Preiss.....	.348
2003	Alexandra Preiss.....	.417
2004	Jayme Gergen.....	.393
2005	Callie Miller.....	.280
2006	Callie Miller.....	.319
2007	Nikki Kaminskas.....	.296
2008	Callie Miller.....	.370
2009	Asia Stawicka.....	.331
2010	Asia Stawicka.....	.337

2011	Kaleigh Colson.....	.360
2012	Annie Czarnecki.....	.380

Kill Attempts

1985	Wynne Wycoff.....	630
1986	Elaine Griffith.....	435
1987	Jenn Beemsterboer.....	970
1988	Wendy Malins.....	985
1989	Wendy Malins.....	1,071
1990	Wendy Malins.....	1,039
1991	Jennifer Wagner.....	1,336
1992	Jennifer Wagner.....	1,154
1993	Cris Omiecinski.....	1,215
1994	Cris Omiecinski.....	1,033
1995	Cris Omiecinski.....	1,146
1996	Carla Gartner.....	1,002
1997	Rochelle Komula.....	975
1998	Maja Pachale.....	1,060
1999	Maja Pachale.....	1,277
2000	Maja Pachale.....	1,091
2001	Maja Pachale.....	1,083
2002	Lynnette Moster.....	1,412
2003	Lynnette Moster.....	1,226
2004	Lynnette Moster.....	1,350
2005	Talisa Kellogg.....	1,242
2006	Talisa Kellogg.....	1,083
2007	Talisa Kellogg.....	1,356
2008	Talisa Kellogg.....	1,017
2009	Bailey Hunter.....	941
2010	Monique Mead.....	1,213
2011	Monique Mead.....	1,455
2012	Bailey Hunter.....	1,051



Jennifer Wagner notched a school record 91 service aces in 1991.

Aces

1985	Wynne Wycoff.....	45
1986	Margaret Gales.....	25
1987	Jenn Beemsterboer.....	45
1988	Wendy Malins.....	58
1989	Wendy Malins.....	40
1990	Wendy Malins.....	71
1991	Jennifer Wagner.....	91
1992	Cris Omiecinski.....	85
1993	Andrea Nachtrieb.....	77
1994	Marta Bickert.....	31
1995	Lynnette Anderson.....	35
1996	Carla Gartner.....	29
1997	Carla Gartner.....	42
1998	Aimee Boulet.....	46
1999	Maja Pachale.....	44
2000	Eida Mabry.....	47
2001	Lynnette Moster.....	46
2002	Lynnette Moster.....	47
2003	Lynnette Moster.....	49
2004	Lynnette Moster.....	51
2005	Lindsey Gray.....	35
2006	Lindsey Gray.....	53
2007	Lindsey Gray.....	39

2008	Michelle Kandell.....	33
2009	Mary Ashley Tippins.....	36
2010	Monique Mead.....	33
	Bailey Hunter.....	33
2011	Susan Carlson.....	33
2012	Monique Mead.....	56

Digs

1985	Robin Swats.....	241
1986	Margaret Gales.....	181
1987	Margaret Gales.....	347
1988	Jenn Beemsterboer.....	425
1989	Jenn Beemsterboer.....	486
1990	Wendy Malins.....	401
1991	Jennifer Wagner.....	350
1992	Jennifer Wagner.....	408
1993	Marta Bickert.....	325
1994	Cris Omiecinski.....	289
1995	Cris Omiecinski.....	345
1996	Andrea Nachtrieb.....	238
1997	Carla Gartner.....	299
1998	Carla Gartner.....	285
1999	Maja Pachale.....	317
2000	Maja Pachale.....	341
2001	Amanda Hess.....	284
2002	Marisa Aston.....	444
2003	Marisa Aston.....	501
2004	Marisa Aston.....	522
2005	Jennifer Randall.....	513



Michelle Kandell shattered Georgia Tech's single-season digs record with 628 in 2007.

2006	Abby Showers.....	508
2007	Michelle Kandell.....	628
2008	Michelle Kandell.....	512
2009	Jordan McCullers.....	481
2010	Jordan McCullers.....	487
2011	Nicki Meyer.....	428
2012	Nicki Meyer.....	395


Assists

1985	Robin Swats.....	327
1986	Margaret Gales.....	437
1987	Margaret Gales.....	913
1988	Margaret Gales.....	906
1989	Margaret Gales.....	1,175
1990	Jaime Keating.....	661
1991	Jennifer Castillo.....	1,281
1992	Jennifer Castillo.....	1,391
1993	Andrea Nachtrieb.....	1,362
1994	Andrea Nachtrieb.....	1,357
1995	Andrea Nachtrieb.....	1,526
1996	Andrea Nachtrieb.....	1,857
1997	Carolyn Clevenger.....	1,398
1998	Amanda Sabo.....	819
1999	Courtney Adler.....	798
2000	Kele Eveland.....	1,484
2001	Kele Eveland.....	1,253
2002	Kele Eveland.....	1,905

2003	Kele Eveland.....	1,822
2004	Lindsey Laband.....	1,663
2005	Lindsey Laband.....	1,358
2006	Allie Niekamp.....	1,494
2007	Allie Niekamp.....	1,117
2008	Allie Niekamp.....	860
2009	Mary Ashley Tippins.....	1,307
2010	Mary Ashley Tippins.....	1,302
2011	Kaleigh Colson.....	790
2012	Kaleigh Colson.....	1,221

Total Blocks

1985	Wynne Wycoff.....	44
1986	Laura Rullman.....	69
1987	Lisa Kofskey.....	128
1988	Lisa Kofskey.....	99
1989	Angee Coman.....	107
1990	Angee Coman.....	119
1991	Jennifer Smith.....	101
1992	Kerry Annel.....	148
1993	Kerry Annel.....	132
1994	Kerry Annel.....	137
1995	Rochelle Komula.....	165
1996	Dena Schorn.....	109
1997	Danielle Olein.....	124
1998	Kyleen Bell.....	163
1999	Anna Nedderman.....	156
2000	Kyleen Bell.....	123
2001	Alexandra Preiss.....	118
2002	Jayme Gergen.....	169



Andrea Nachtrieb averaged more than 1,500 assists per season at Georgia Tech.

2003	Jayme Gergen.....	148
2004	Jayme Gergen.....	134
2005	Nikki Kaminskas.....	122
2006	Callie Miller.....	98
2007	Nikki Kaminskas.....	119
2008	Callie Miller.....	125
2009	Asia Stawicka.....	126
2010	Asia Stawicka.....	131
2011	Monique Mead.....	92
2012	Annie Czarnecki.....	123


Block Assists

1985	Wynne Wycoff.....	32
1986	Laura Rullman.....	46
1987	Lisa Kofskey.....	86
1988	Laura Rullman.....	66
1989	Angee Coman.....	81
1990	Angee Coman.....	83
1991	Jennifer Smith.....	89
1992	Kerry Annel.....	122
1993	Kerry Annel.....	104
1994	Kerry Annel.....	120
1995	Rochelle Komula.....	146
1996	Dena Schorn.....	151
1997	Carla Gartner.....	115
1998	Kyleen Bell.....	141
1999	Anna Nedderman.....	147

2000	Kyleen Bell.....	110
2001	Alexandra Preiss.....	107
2002	Jayme Gergen.....	157
2003	Alexandra Preiss.....	136
2004	Jayme Gergen.....	148
2005	Callie Miller.....	111
2006	Callie Miller.....	81
2007	Nikki Kaminskas.....	108
2008	Callie Miller.....	111
2009	Asia Stawicka.....	113
2010	Asia Stawicka.....	115
2011	Monique Mead.....	84
2012	Annie Czarnecki.....	110

Solo Blocks

1985	Sheila Abery.....	13
1986	Laura Rullman.....	23
1987	Lisa Kofskey.....	42
1988	Lisa Kofskey.....	34
1989	Jessica Smith.....	31
1990	Angee Coman.....	36
1991	Jennifer Wagner.....	25
1992	Kerry Annel.....	26
1993	Marta Bickert.....	32
1994	Kerry Annel.....	17
1995	Kerry Annel.....	25
1996	Rochelle Komula.....	19
1997	Danielle Olein.....	19
1998	Kyleen Bell.....	22
1999	Kyleen Bell.....	14
2000	Kyleen Bell.....	13
2001	Kyleen Bell.....	15
2002	Lauren Sauer.....	34
2003	Lauren Sauer.....	22
2004	Lauren Sauer.....	38
2005	Talisa Kellogg.....	20
2006	Talisa Kellogg.....	20
2007	Chrissy DeMichelis.....	22
2008	Callie Miller.....	14
2009	Chrissy DeMichelis.....	35
2010	Asia Stawicka.....	16
2011	Alexis Woodson.....	14
2012	Annie Czarnecki.....	13



Kyleen Bell led Georgia Tech in solo blocks in each of her four seasons on the Flats.

Record vs. Opponents

Opponent	Matches	Games	Last Meeting
Air Force	1-0	3-0	W, 1999
Alabama	5-0	15-6	W, 2003
Alabama A&M	2-0	6-0	W, 2010
Alabama-Birmingham	3-16	16-47	W, 2010
Alabama-Huntsville	1-0	3-0	W, 1987
Alabama State	0-2	0-4	L, 1982
Appalachian State	1-2	4-6	W, 1992
Arkansas	4-0	12-2	W, 2008
Arkansas-Little Rock	1-0	3-0	W, 1999
Arizona	0-2	0-6	L, 2007
Arizona State	0-2	1-6	L, 1999
Auburn	4-7	14-27	L, 1996
Augusta	10-0	25-1	W, 1989
Austin Peay	1-0	3-0	W, 2009
Baptist	1-1	4-2	W, 1990
Baylor	0-1	0-3	L, 2009
Belmont	1-0	3-0	W, 1999
Bethune-Cookman	1-0	3-0	W, 1997
Boston College	15-2	47-10	W, 2012
Bowling Green	2-0	6-1	W, 2012
Bryan	0-2	1-4	L, 1982
California-Berkeley	1-0	3-1	W, 2003
California-Los Angeles	0-2	1-6	L, 1994
California-San Diego	0-1	0-3	L, 1992
Cal-Santa Barbara	1-2	3-6	W, 2004
Cal. State-Fullerton	2-0	6-3	W, 2012
Cal. State-Northridge	0-1	0-3	L, 1992
Campbell	3-0	9-1	W, 1996
Central Florida	3-2	6-6	W, 2004
Charleston Southern	4-0	12-0	W, 2012
Chattanooga	8-5	25-17	W, 2002
Chicago State	1-0	3-0	W, 1995
Cincinnati	1-1	6-2	W, 1996
Clemson	24-32	93-116	L, 2012
Cleveland State	1-0	3-0	W, 2012
Coastal Carolina	8-1	24-4	W, 2003
College of Charleston	3-0	9-0	W, 1998
Colorado	1-1	4-5	L, 2000
Colorado State	0-3	2-9	L, 2004
Columbus	6-3	13-6	W, 1982
Cornell	1-0	3-0	W, 2002
Creighton	1-0	3-0	W, 1998
Davidson	7-0	21-1	W, 2000
Denver	0-1	1-3	L, 2009
DePaul	1-0	3-0	W, 1995
Duke	19-41	86-135	W, 2012
East Carolina	4-1	13-4	W, 1993
East Tennessee State	3-1	10-4	W, 1994
Eastern Illinois	1-0	3-0	W, 2008
Erskine	0-2	0-4	L, 1983
Evansville	0-1	0-3	L, 1990
Flagler	1-0	2-1	W, 1982
Florida	0-1	1-3	L, 2012
Florida A&M	11-0	30-4	W, 2010
Florida Atlantic	1-0	3-0	W, 1994
Florida Gulf Coast	1-0	3-0	W, 2010
Florida International	1-0	3-0	W, 2002
Florida State	29-15	103-68	L, 2012
Fontebonne	0-1	0-3	L, 1984
Furman	9-7	32-24	W, 2011
George Mason	3-0	9-1	W, 2002
Georgetown	1-1	5-3	W, 2001
George Washington	1-0	3-1	W, 2005
Georgia	14-21	49-69	W, 2012
Georgia Southern	6-0	18-2	W, 1992
Georgia State	35-3	111-15	W, 2012
Hawaii	0-2	1-6	L, 2003
Houston Baptist	1-0	3-0	W, 2011
Huntington	3-0	6-1	W, 1982
Illinois	0-4	1-12	L, 1997
Illinois State	1-1	5-4	W, 1999
Indiana	0-2	3-6	L, 2012
IPFW	1-0	3-0	W, 2004

Jacksonville	2-2	6-5	W, 2012
Opponent	Matches	Games	Last Meeting
Jacksonville State	2-1	6-2	W, 1996
James Madison	1-2	3-7	L, 1990
Kansas	1-0	3-0	W, 1993
Kansas State	2-1	6-5	W, 2011
Kentucky	2-3	7-11	L, 2007
Lake City	0-3	1-6	L, 1981
Lake Erie	1-0	3-2	W, 1991
Liberty	0-1	1-3	L, 1988
Long Beach State	0-2	2-6	L, 2003
Long Island University	1-0	3-1	W, 2005
Louisiana State	1-1	4-3	W, 2001
Louisiana - Lafayette	1-0	3-0	W, 2012
Louisville	2-1	8-5	W, 2011
Loyola-Chicago	1-0	3-0	W, 2000
Loyola-Maryland	0-1	2-3	L, 2010
Marshall	1-0	3-2	W, 1996
Marland	28-27	111-102	L, 2012
Massachusetts	1-0	3-0	W, 2000
Mercer	20-1	55-7	W, 2011
Miami	8-8	34-34	L, 2012
Miami-Ohio	3-0	9-2	W, 2004
Michigan	0-3	4-9	L, 2008
Michigan State	2-0	6-1	W, 2003
Middle Tennessee State	2-3	9-9	L, 2011
Minnesota	1-5	8-17	L, 2009
Mississippi	2-1	7-6	W, 2009
Mississippi State	0-5	2-15	L, 2006
Montana	0-1	0-3	L, 1992
Montevallo	0-2	0-4	L, 1981
Morehead State	1-2	3-6	W, 1992
Nebraska	1-0	3-2	W, 2003
New Orleans	0-3	0-9	L, 1990
Nicholls State	2-0	6-4	W, 1991
North Alabama	1-1	2-2	L, 1982
North Carolina	25-32	91-119	W, 2012
NC State	38-16	117-63	W, 2012
NC-Wilmington	3-0	9-1	W, 2000
North Carolina A&T	1-0	0-3	W, 1993
Northeastern Illinois	1-0	3-0	W, 1995
Northeastern Louisiana	1-0	3-0	W, 1992
Northern Illinois	1-0	3-0	W, 2009
Northern Iowa	1-1	4-5	W, 2006
North Florida	1-0	3-0	W, 1997
North Georgia	10-0	21-2	W, 1982
Northwestern	1-1	3-3	L, 2005
Notre Dame	1-1	3-5	W, 1995
Oglethorpe	5-0	10-1	W, 1982
Ohio	0-1	2-3	L, 2009
Ohio State	0-2	0-6	L, 2004
Oral Roberts	1-0	3-0	W, 2010
Pacific	0-2	2-6	L, 2000
Pennsylvania	0-1	1-3	L, 1987
Penn State	0-3	0-9	L, 1996
Pepperdine	0-3	2-9	L, 2007
Pittsburgh	1-0	3-1	W, 2007
Providence	2-0	6-0	W, 1995
Purdue	0-1	1-3	L, 2004
Radford	0-1	0-3	L, 1986
Rhode Island	1-0	3-0	W, 2001
Rice	1-1	5-3	L, 2011
Rollins	0-1	0-3	L, 1984
St. Mary's	0-1	1-3	L, 1998
Samford	5-2	16-7	L, 2011
Sam Houston State	1-2	3-6	W, 2006
San Jose State	1-0	3-0	W, 2003
Santa Clara	1-0	3-0	W, 2003
Siena College	2-0	6-0	W, 1995
South Alabama	2-2	7-6	W, 1998
South Carolina	1-3	6-10	L, 1999
South Carolina State	5-0	15-1	W, 1998
South Florida	2-2	8-6	W, 2006
Southeast Missouri	1-0	3-1	W, 2009

Southern California	0-1	0-3	L, 2004
Southern Mississippi	1-2	7-7	L, 2008
Opponent	Matches	Games	Last Meeting
Southern Methodist	2-0	6-2	W, 2012
Southwest Texas State	1-0	3-0	W, 1992
Spelman	3-0	6-0	W, 1981
Stanford	0-2	2-5	L, 1995
Stetson	2-2	8-6	W, 2006
Syracuse	0-1	0-3	L, 1989
Temple	2-0	6-0	W, 2007
Tennessee	0-2	4-6	L, 1993
Tennessee Nazarene	1-0	2-0	W, 1984
Tennessee Tech	5-6	18-24	W, 2011
Tennessee Temple	3-1	10-3	W, 1985
Texas	0-1	0-3	L, 1995
Texas A&M	0-1	1-3	L, 1998
Texas-Arlington	1-0	3-0	W, 1999
Texas-El Paso	2-0	6-1	W, 1999
Texas San Antonio	0-1	1-3	L, 2011
Texas Tech	1-0	3-0	W, 2001
Toledo	2-0	6-1	W, 2006
Troy State	0-2	0-4	L, 1983
Tuskegee	1-3	2-7	W, 1982
UNC Asheville	9-0	24-3	W, 1996
UNC Charlotte	5-5	17-16	W, 1992
UNC Greensboro	2-0	6-1	W, 1992
USC-Aiken	1-1	3-2	W, 1991
Utah	0-1	0-3	L, 2001
Utah Valley State	1-0	3-0	W, 2007
Valdosta	4-0	8-1	W, 1981
Villanova	2-0	5-1	W, 2006
Virginia	33-18	116-69	L, 2012
Virginia Commonwealth	1-0	3-2	W, 1992
Virginia Tech	10-8	35-32	L, 2012
Wake Forest	30-9	92-42	W, 2012
Washington	0-1	0-3	L, 2010
Wesleyan	3-0	6-0	W, 1982
Western Carolina	11-9	39-32	W, 2007
Western Kentucky	0-1	0-3	L, 2005
West Georgia	5-11	23-28	W, 1992
Western Michigan	1-0	3-0	W, 2003
William and Mary	3-0	9-1	W, 1998
Winthrop	10-1	30-10	W, 2005
Wisconsin	1-1	5-5	L, 2004
Wisc-Milwaukee	2-1	6-4	L, 1997
Xavier	2-0	6-0	W, 2008
Yale	1-0	3-0	W, 1992

Bold indicates a 2013 opponent



Marisa Aston participated in four NCAA Tournaments from 2001-2004.

Year-by-Year Results

Neutral Site Guide located on page 43

David Houser
43-36 • .544
1980-81 • 2 years

1980 (23-16)

GAAIW Division III

Erskine	L	0-2
Georgia	L	0-2
Valdosta State	W	2-0
Mercer (Atlanta)	W	2-0
Oglethorpe	W	2-0
North Georgia	W	2-0
Columbus	L	1-2
Mercer (Atlanta)	W	3-0
Jacksonville State	L	0-2
Florida Junior	L	0-2
Columbus	W	2-1
Valdosta State	W	2-1
Mercer (Atlanta)	W	2-0
North Georgia	W	2-0
Oglethorpe	W	2-0
Daytona Junior	L	0-2
Valdosta State	W	2-0
Tennessee Temple	L	1-2
Mercer (Atlanta)	W	2-0
Wesleyan	W	3-2
Wesleyan	W	3-0
Clemson	L	0-2
Duke	L	0-2
N.C. State	L	0-2
Oglethorpe	W	2-0
Mercer (Atlanta)	W	2-0
North Alabama	L	0-2
UT-Chattanooga	L	0-2
Montgomery	L	0-2
North Georgia	W	2-0
West Georgia	L	1-2
Judson	W	2-0
Mercer (Atlanta)	W	3-0
North Georgia	W	3-1
Rawlins	L	0-3
Florida Tech	W	2-0
North Georgia	W	2-0
North Georgia	W	2-0
Rollins	L	0-2

1981 (20-20)

GAAIW Division III

S. 26	Flagler	W	2-1
S. 26	Valdosta State	W	2-1
S. 26	Lake City	L	0-2
S. 30	Mercer (Atlanta)	W	3-1
O. 1	North Georgia	W	2-0
O. 1	West Georgia	L	1-2
O. 5	West Georgia	L	1-2
O. 5	Georgia	L	0-2
O. 8	Oglethorpe	W	2-1
O. 8	Spelman	W	2-0
O. 9	West Georgia	L	0-2
O. 10	Valdosta State	W	2-0
O. 10	Montevallo	L	0-2
O. 10	Tuskegee	L	1-2
O. 10	Troy	L	0-2
O. 14	North Georgia	W	2-1
O. 16	Valdosta State	W	2-0
O. 16	Columbus	L	1-2
O. 16	West Georgia	L	0-2
O. 20	Spelman	W	2-0
O. 20	Wesleyan	W	2-0
O. 22	Augusta	W	2-1
O. 24	UT-Chattanooga	L	0-2
O. 24	UNC Asheville	L	0-2
O. 24	Bryan	L	0-2
O. 27	West Georgia	L	1-2
O. 27	Mercer	W	2-1
O. 30	North Carolina	L	0-2
O. 30	Maryland	L	0-2

O. 30	Duke	L	0-2
N. 3	Augusta	W	2-0
N. 3	North Georgia	W	2-0
N. 3	Georgia	L	0-2
N. 5	Valdosta State	W	2-0
N. 5	Mercer	W	2-0
N. 6	Lake City	L	1-2
N. 6	North Alabama	W	2-0
N. 6	Alabama State	L	1-2
N. 9	Columbus	W	2-1
N. 9	Huntington	W	2-1

Mary Ann Ingram
25-40 • .385
1982-83 • 2 years

1982 (22-16)

GAAIW Division II

S. 28	at UT-Chattanooga	L	0-2
S. 28	at Tennessee Temple	W	2-0
S. 30	West Georgia	L	1-2
S. 30	North Georgia	W	2-0
O. 1	Augusta	W	2-0
O. 1	Tuskegee	L	0-2
O. 4	at Georgia	L	0-2
O. 4	at West Georgia	W	2-0
O. 7	Mercer	W	3-1
O. 8	vs. Augusta ¹	W	2-0
O. 8	vs. Lake City CC ¹	L	0-2
O. 8	vs. Huntington ¹	W	2-0
O. 9	vs. Jacksonville State ¹	L	0-2
O. 9	at Columbus ¹	W	2-0
O. 12	Oglethorpe	W	2-0
O. 12	Mercer (Atlanta) ²	W	2-0
O. 13	at West Georgia	L	1-2
O. 13	at Columbus	W	2-0
O. 13	at Wesleyan	W	2-0
O. 22	vs. Jacksonville ³	L	0-2
O. 22	vs. Georgia ³	L	0-2
O. 22	vs. Bryan ³	L	0-3
O. 22	vs. North Alabama ³	L	0-2
O. 26	at Huntington	W	2-0
O. 26	at Columbus	L	1-2
O. 27	Spelman	W	2-0
O. 27	Mercer	W	2-1
O. 29	at Tuskegee ⁴	L	0-2
O. 29	vs. Alabama State ⁴	L	0-2
O. 30	vs. Florida A&M ⁴	W	2-1
O. 30	vs. Florida A&M ⁴	W	1-0
O. 30	vs. Columbus ⁴	W	2-1
O. 30	vs. Alabama State ⁴	L	0-2
O. 30	at Tuskegee ⁴	W	1-0
N. 3	at Mercer	L	1-2
N. 3	at Augusta	W	0-0
N. 11	Columbus	W	2-1
N. 11	Wesleyan	W	2-0

1983 (3-24, 0-7 ACC)

NCAA Division I

S. 21	at Furman	L	0-2
S. 21	at USC-Aiken	L	0-2
S. 23	UNC Charlotte	L	0-2
S. 23	Troy	L	0-2
S. 24	Erskine	L	0-2
S. 30	at Morehead State	L	0-3
S. 30	at NC State	L	0-3
S. 30	at Mississippi State	L	0-3
O. 3	West Georgia	L	1-3
O. 6	Tennessee Temple	L	1-2
O. 6	Mercer	W	2-0
O. 7	UAB	L	1-3
O. 14	New Orleans	L	0-3
O. 16	at Duke	L	0-3
O. 16	at North Carolina	L	0-3
O. 20	at UT-Chattanooga	L	1-3
O. 21	Georgia	L	0-3
O. 28	Wake Forest	L	1-3
O. 29	Clemson	L	0-3
O. 31	UAB	L	0-3

N. 2	Mercer	W	2-0
N. 2	North Carolina	W	2-0
N. 4	at Maryland	L	0-3
N. 5	at Virginia	L	0-3
N. 5	at Clemson	L	0-3
N. 8	West Georgia	L	1-3
N. 11	vs. NC State ⁵	L	0-3

Terry Chambers
4-22 • .154
1984 • 1 year

1984 (4-22, 0-7 ACC)

S. 28	Duke	L	0-3
S. 29	Central Florida	L	0-3
O. 4	at Tennessee Temple	W	2-0
O. 4	at Tennessee Nazarene	W	2-0
O. 5	Georgia	L	0-3
O. 9	Furman	L	0-3
O. 9	UAB	L	0-3
O. 11	UT-Chattanooga	W	3-2
O. 13	North Carolina	L	0-3
O. 16	at Clemson	L	1-3
O. 19	vs. Samford ³	W	2-0
O. 19	vs. Montevallo ³	L	0-2
O. 20	vs. Mississippi State ³	L	1-2
O. 20	vs. UAB ³	L	0-2
O. 20	vs. Rollins ³	L	0-2
O. 23	West Georgia	L	2-3
O. 25	at Georgia	L	0-3
O. 26	at Furman ⁶	L	0-3
O. 26	vs. Stetson ⁶	L	2-3
O. 27	vs. Fontebonne ⁶	L	0-3
N. 1	Maryland	L	0-3
N. 2	at NC State	L	0-3
N. 3	at Virginia	L	1-3
N. 4	at Wake Forest	L	2-3
N. 8	UAB	L	0-3
N. 8	vs. Duke ⁵	L	0-3

Judy Sackfield
75-132 • .362
1985-90 • 6 years

1985 (4-26, 0-7 ACC)

S. 20	at UAB ⁷	L	0-3
S. 20	vs. Mississippi State ⁷	L	0-3
S. 21	vs. Tennessee Tech ⁷	L	0-3
S. 21	vs. South Alabama ⁷	L	0-3
S. 26	at Georgia State	W	3-0
S. 28	Tennessee Tech	L	0-3
O. 1	at UT-Chattanooga	L	0-3
O. 3	at Georgia	L	0-3
O. 5	Wake Forest	L	1-3
O. 8	Tennessee Temple	W	3-1

O. 8	West Georgia	W	2-0
O. 11	at Central Florida ⁸	L	0-3
O. 11	vs. South Alabama ⁸	L	1-3
O. 12	vs. UAB ⁸	L	0-3
O. 12	vs. Stetson ⁸	L	0-3
O. 15	at Georgia State	W	2-1
O. 19	Virginia	L	0-3
O. 21	Western Carolina	L	0-3
O. 22	Clemson	L	0-3
O. 25	South Florida	L	0-3
O. 25	UT-Chattanooga	L	0-3
O. 26	NC State	L	0-3
O. 29	Georgia	L	0-3
N. 2	at Maryland	L	0-3
N. 5	UAB	L	0-3
N. 7	at Duke	L	0-3
N. 8	at North Carolina	L	0-3
N. 15	Morehead State	L	0-3
N. 19	at West Georgia	L	1-3
N. 22	vs. Duke ⁵	L	0-3

1986 (8-20, 0-7 ACC)

S. 23	at UNC-Asheville	W	3-1
S. 24	at Furman	W	3-1
S. 30	Western Carolina	L	0-3
O. 1	at Georgia State	W	3-1
O. 3	at Wake Forest	L	0-3
O. 4	at NC State	L	0-3
O. 7	at UAB	L	0-3
O. 10	Winthrop	W	3-1
O. 14	at Georgia	L	1-3
O. 16	Georgia State	W	3-0
O. 18	North Carolina	L	0-3
O. 19	Mississippi State	L	0-3
O. 22	at Clemson	L	0-3
O. 24	vs. Coastal Carolina ⁹	L	0-2
O. 24	vs. Appalachian State ⁹	L	0-2
O. 24	vs. Baptist ⁹	L	1-2
O. 25	vs. West Georgia ⁹	W	2-0
O. 25	vs. Campbell ⁹	W	3-1
O. 27	UAB	L	1-3
O. 28	at Western Carolina	L	0-3
N. 1	Duke	L	0-3
N. 3	UNC-Asheville	W	3-0
N. 4	Georgia	L	0-3
N. 7	Maryland	L	0-3
N. 11	at Tennessee Tech	L	0-3
N. 14	at Virginia	L	0-3
N. 15	at Radford	L	0-3
N. 21	vs. North Carolina ⁵	L	0-3

1987 (18-20, 0-6 ACC)

S. 19	vs. Furman ¹⁰	W	3-1
S. 19	at Jacksonville ¹⁰	L	0-3
S. 20	vs. Georgia State ¹⁰	W	3-0
S. 20	vs. Winthrop ¹⁰	W	3-2
S. 20	vs. Coastal Carolina ¹⁰	W	3-1
S. 22	at UNC Asheville	W	3-0
S. 23	at Western Carolina	L	2-3



Georgia Tech's first volleyball team in 1980.

Year-by-Year Results

S. 25	vs. Furman ¹¹	L	1-3	S. 29	NC State	L	0-3
S. 25	vs. Western Carolina ¹¹	L	1-3	S. 30	UNC Asheville	W	3-0
S. 26	vs. East Carolina ¹¹	W	3-1	S. 30	Samford	W	3-1
S. 29	Georgia State	W	3-0	0. 3	Clemson	L	0-3
S. 30	at Auburn	L	0-3	0. 4	Augusta	W	3-0
0. 3	at Maryland	L	1-3	0. 6	James Madison	L	0-3
0. 5	Mercer	W	3-0	0. 7	UAB	L	1-3
0. 7	at Alabama-Huntsville	W	3-0	0. 7	Furman	W	3-0
0. 10	Virginia	L	0-3	0. 8	Georgia Southern	W	3-0
0. 12	at UNC-Charlotte	L	0-3	0. 10	at Western Carolina	W	3-2
0. 13	at Augusta	W	3-1	0. 13	at Maryland	L	0-3
0. 13	at South Carolina St.	W	3-0	0. 13	at Syracuse	L	0-3
0. 15	UAB	L	1-3	0. 14	at Southern Mississippi	W	3-1
0. 18	Penn	L	1-3	0. 14	at South Carolina	L	0-3
0. 21	Clemson	L	1-3	0. 16	at Georgia State	W	3-2
0. 23	Georgia Southern	W	3-0	0. 18	Georgia	L	1-3
0. 23	Winthrop	W	3-2	0. 20	Virginia	L	1-3
0. 24	East Tennessee State	L	1-3	0. 26	Western Carolina	L	1-3
0. 27	Georgia	L	1-3	0. 27	Tennessee Tech	W	3-2
0. 29	Furman	L	2-3	0. 27	East Carolina	L	1-3
0. 30	Augusta	W	3-0	0. 31	at Auburn	L	1-3
N. 2	at Mercer	W	3-0	N. 3	at Duke	L	0-3
N. 3	at Georgia State	W	3-1	N. 4	at North Carolina	L	0-3
N. 4	Auburn	L	0-3	N. 7	Auburn	L	0-3
N. 6	NC State	L	0-3	N. 11	Mercer	W	3-0
N. 9	Western Carolina	W	3-1	N. 11	UNC-Charlotte	W	3-1
N. 10	UAB	L	0-3	N. 13	at Samford	L	1-3
N. 12	at Duke	L	0-3	N. 18	vs. Duke ⁵	L	0-3
N. 13	at North Carolina	L	0-3				
N. 15	Tennessee Tech	W	3-2				
N. 20	vs. North Carolina ⁵	L	0-3				

1990 (8-30, 0-6 ACC)

1988 (20-16, 0-6 ACC)

S. 13	at Coastal Carolina	W	3-0	S. 12	at UNC Asheville	W	3-0
S. 13	at South Carolina St.	W	3-0	S. 15	Baptist ¹²	W	3-1
S. 14	at Furman	W	3-0	S. 16	Tennessee Tech ¹²	L	0-3
S. 17	at Davidson	W	3-0	S. 18	at South Carolina St.	W	3-1
S. 17	at East Carolina	W	3-0	S. 19	at UAB	L	0-3
S. 20	at Winthrop	W	3-1	S. 21	vs. Nicholls State ¹³	W	3-2
S. 22	vs. Georgia ¹²	L	1-3	S. 21	at New Orleans ¹³	L	0-3
S. 23	vs. Georgia State ¹²	W	3-0	S. 21	vs. Sam Houston St. ¹³	L	0-3
S. 23	vs. Mercer ¹²	W	3-0	S. 22	vs. Tennessee Tech ¹³	L	0-3
S. 24	vs. Augusta ¹²	W	3-0	S. 22	vs. Middle Tenn. St. ¹³	W	3-0
S. 27	at UNC Asheville	W	3-0	S. 25	Georgia State	L	1-3
S. 28	at Samford	W	3-0	S. 28	vs. Western Carolina ¹⁴	W	3-1
0. 2	Duke	L	1-3	S. 28	vs. Appalachian St. ¹⁴	L	1-3
0. 5	at Augusta	W	3-0	S. 29	vs. Furman ¹⁴	L	1-3
0. 7	at Virginia	L	0-3	S. 29	at UNC Charlotte ¹⁴	L	0-3
0. 8	at Liberty	L	1-3	0. 1	at Georgia State	L	0-3
0. 8	at James Madison	W	3-1	0. 3	at Auburn	L	0-3
0. 11	Georgia State	W	3-0	0. 6	North Carolina	L	1-3
0. 12	UAB	L	2-3	0. 7	Duke	L	0-3
0. 15	at Tennessee Tech	W	3-1	0. 9	at Furman	L	1-3
0. 18	at Clemson	L	2-3	0. 13	vs. Evansville ¹⁵	L	0-3
0. 19	Samford	W	3-0	0. 13	vs. East Tennessee St. ¹⁵	L	1-3
0. 21	at East Tennessee St.	W	3-0	0. 14	at Tennessee Tech ¹⁵	L	0-3
0. 24	UAB	L	1-3	0. 16	at Clemson	L	0-3
0. 25	Western Carolina	W	3-1	0. 20	at UNC Charlotte ¹⁶	L	0-3
0. 27	at Mercer	W	3-0	0. 30	at Western Carolina	L	0-3
0. 29	North Carolina	L	0-3	0. 22	at Georgia Southern	W	3-0
0. 30	Cincinnati	L	1-3	0. 23	at Mercer	W	3-0
N. 2	at Western Carolina	L	2-3	0. 28	Maryland	L	0-3
N. 5	Maryland	L	1-3	0. 30	Western Carolina	L	0-3
N. 8	at Georgia	L	0-3	N. 2	at NC State	L	0-3
N. 9	at Georgia Southern	W	3-0	N. 3	at Winthrop	L	0-3
N. 11	NC State	L	0-3	N. 5	South Carolina	L	1-3
N. 12	at UNC Charlotte	L	2-3	N. 9	at James Madison	L	0-3
N. 14	Auburn	L	0-3	N. 10	at Virginia	L	0-3
N. 19	vs. North Carolina ⁵	L	0-3	N. 10	at Virginia Tech ¹⁷	L	0-3
				N. 14	at Georgia	L	0-3
				N. 16	vs. Duke ⁵	L	0-3

Shelton Collier
271-114 • .704
1991-2001 • 11 years

1991 (27-9, 3-4 ACC)

S. 13	at UNC Asheville	W	3-0	A. 31	at UT-Chattanooga	W	3-0
S. 15	Winthrop	W	3-0	S. 6	vs. Charleston ¹⁸	W	3-0
S. 15	South Carolina State	W	3-0	S. 6	vs. South Carolina ¹⁸	W	3-1
S. 19	at Mercer	W	3-0	S. 7	at Coastal Carolina ¹⁸	W	3-0
S. 22	vs. Alabama ¹³	W	3-1	S. 7	vs. USC-Aiken ¹⁸	W	3-0
S. 22	vs. So. Mississippi ¹³	L	2-3				
S. 23	vs. Sam Houston St. ¹³	L	0-3				
S. 23	at New Orleans ¹³	L	0-3				
S. 29	Georgia State	W	3-1				



1994 ACC regular season champions

S. 13	vs. Tennessee ¹⁹	L	2-3	S. 12	vs. UC-San Diego ²²	L	0-3
S. 14	vs. Mississippi ¹⁹	L	1-3	S. 12	vs. Morehead State ²²	W	3-0
S. 17	Georgia Southern	W	3-0	S. 17	Northeastern Louisiana	W	3-0
S. 20	at Western Carolina	W	3-0	S. 18	vs. Western Carolina ²³	W	3-0
S. 21	Winthrop ²⁰	W	3-0	S. 18	vs. Stetson ²³	W	3-0
S. 25	West Georgia	W	3-0	S. 18	at Georgia State ²³	W	3-0
S. 27	vs. Coastal Carolina ¹⁴	W	3-1	S. 19	vs. Mercer ²³	W	3-0
S. 27	at UNC Charlotte ¹⁴	W	3-1	S. 20	vs. Jacksonville ²³	W	3-0
S. 28	vs. UNC Wilmington ¹⁴	W	3-1	S. 23	Auburn	W	3-1
S. 28	vs. Nicholls State ¹⁴	W	3-2	S. 26	Georgia State	W	3-0
0. 1	at Georgia State	W	3-1	S. 26	Yale	W	3-0
0. 4	at Georgetown	L	2-3	S. 29	Clemson	L	2-3
0. 5	at Maryland	L	1-3	0. 2	Virginia	W	3-0
0. 10	Clemson	L	2-3	0. 3	Maryland	W	3-2
0. 12	Western Carolina	W	3-0	0. 7	at #19 Georgia	L	0-3
0. 15	Georgia	L	2-3	0. 10	at West Georgia	W	3-2
0. 18	vs. Charleston ²¹	W	3-0	0. 10	vs. Jacksonville St. ²⁴	W	3-0
0. 18	vs. UNC Greensboro ²¹	W	3-0	0. 10	UNC Wilmington	W	3-0
0. 19	vs. Lake Erie ²¹	W	3-2	0. 10	Georgia Southern	W	3-2
0. 19	at Davidson ²¹	W	3-0	0. 11	at UT-Chattanooga	W	3-1
0. 19	vs. Winthrop ²¹	W	3-0	0. 17	at Florida State	L	2-3
0. 23	UT-Chattanooga	W	3-1	0. 18	at Mercer	W	3-0
0. 26	NC State	W	3-0	0. 20	Georgia State	W	3-0
0. 27	Virginia	W	3-1	0. 30	at Duke	L	0-3
N. 1	at Duke	L	0-3	0. 31	at North Carolina	L	2-3
N. 2	at North Carolina	L	0-3	N. 7	NC State	W	3-2
N. 5	Georgia State	W	3-0	N. 10	at Clemson	W	3-1
N. 10	Florida State	W	3-2	N. 13	SW Texas ²⁵	W	3-0
N. 12	Mercer	W	3-2	N. 14	George Mason ²⁵	W	3-0
N. 22	vs. NC State ⁵	W	3-2	N. 14	UNC-Charlotte ²⁵	W	3-0
N. 23	vs. Duke ⁵	L	0-3	N. 20	vs. North Carolina ⁵	L	1-3

1992 (30-10, 4-3 ACC)

S. 2	at UT-Chattanooga	W	3-0
S. 4	vs. Campbell ¹⁸	W	3-0
S. 4	vs. Appalachian St. ¹⁸	W	3-1
S. 5	vs. UNC Greensboro ¹⁸	W	3-1
S. 5	vs. VCU ¹⁸	W	3-2
S. 5	at Coastal Carolina	W	3-0
S. 9	at #20 Pepperdine	L	1-3
S. 11	vs. Montana ²²	L	0-3
S. 11	vs. Cal St. Northridge ²²	L	0-3

1993 (25-13, 8-6 ACC)

NIVC Participant			
S. 1	UT-Chattanooga	W	3-0
S. 1	at Georgia State	W	3-0
S. 4	East Carolina ²⁵	W	3-0
S. 4	Davidson ²⁵	W	3-0
S. 4	Coastal Carolina ²⁵	W	3-0
S. 5	East Carolina ²⁵	W	3-0
S. 9	at #14 Hawaii ²⁶	L	0-3
S. 10	vs. #4 UCLA ²⁶	L	1-3



1995 ACC regular season and tournament champions

Year-by-Year Results

S. 11	vs. #12 Penn State ²⁶	L	0-3	N. 11	NC State	W	3-1
S. 17	vs. Western Carolina ²⁷	W	3-0	N. 12	Florida State	W	3-0
S. 17	vs. South Alabama ²⁷	W	3-0	N. 18	vs. NC State ⁵	W	3-0
S. 18	at Auburn ²⁷	W	3-1	N. 19	vs. Clemson ⁵	L	0-3
S. 22	Georgia State	W	3-0	N. 30	George Mason ³⁰	W	3-1
S. 25	at #25 Florida State	L	0-3	D. 3	#3 UCLA ³⁰	L	0-3
S. 28	Clemson	L	0-3				
O. 1	at Georgia State ²³	W	3-0				
O. 2	vs. Samford ²³	W	3-0				
O. 2	vs. Florida Atlantic ²³	W	3-1				
O. 3	Kentucky	L	2-3				
O. 5	at Clemson	L	0-3				
O. 8	Virginia	W	3-0				
O. 9	Maryland	W	3-1				
O. 15	at North Carolina	L	2-3				
O. 16	at Duke	L	0-3				
O. 20	Tennessee	L	2-3				
O. 23	at NC State	W	3-1				
O. 29	North Carolina	W	3-0				
O. 30	#22 Duke	L	2-3				
O. 31	NC A&T	W	3-0				
N. 5	#23 Florida State	W	3-1				
N. 6	NC State	W	3-0				
N. 12	at Maryland	W	3-0				
N. 13	at Virginia	W	3-1				
N. 19	vs. Maryland ⁵	L	2-3				
D. 3	vs. Kansas ²⁸	W	3-0				
D. 3	vs. Louisiana State ²⁸	L	1-3				
D. 4	vs. Siena ²⁸	W	3-0				
D. 4	vs. Bowling Green ²⁸	W	3-0				

1994 (26-9, 11-3 ACC)

ACC Regular Season Champions

NCAA Second Round

S. 1	vs. Charleston Southern ¹¹	W	3-0	O. 10	Clemson	W	3-0
S. 1	at UNC Charlotte ¹¹	W	3-0	O. 13	#8 Notre Dame	W	3-2
S. 2	vs. Tennessee Tech ²¹	W	3-1	O. 15	#11 Texas	L	0-3
S. 2	at Davidson ²¹	W	3-0	O. 17	at Georgia State	W	3-0
S. 2	vs. William & Mary ²¹	W	3-0	O. 20	Maryland	W	3-0
S. 3	vs. East Tennessee St. ²¹	W	3-0	O. 21	Virginia	W	3-0
S. 3	at Davidson	W	3-0	O. 27	at Duke	W	3-2
S. 7	at #16 Notre Dame	L	0-3	O. 28	at NC State	W	3-1
S. 9	vs. #1 Stanford ²⁹	L	0-3	O. 31	Georgia State	W	3-0
S. 10	at #21 Illinois ²⁹	L	0-3	N. 5	at North Carolina	W	3-0
S. 11	at #21 Illinois	L	1-3	N. 10	Duke	W	3-0
S. 17	Alabama ²⁵	W	3-1	N. 11	NC State	W	3-1
S. 18	Auburn ²⁵	W	3-2	N. 16	vs. Virginia ⁵	W	3-0
S. 23	at Virginia	W	3-0	N. 17	vs. North Carolina ⁵	W	3-0
S. 24	at Maryland	L	1-3	N. 18	vs. Maryland ⁵	W	3-0
S. 28	Clemson	W	3-0	N. 29	Siena ³⁰	W	3-0
O. 1	at Florida State	W	3-0	D. 3	vs. #12 Penn St. ³⁰	L	0-3
O. 6	Central Florida	W	3-0				
O. 9	Florida Atlantic	W	3-0				
O. 11	at Clemson	L	0-3				
O. 14	Virginia	W	3-1				
O. 15	Maryland	W	3-0				
O. 21	at North Carolina	W	3-1				
O. 22	at #18 Duke	L	0-3				
O. 26	Georgia State	W	3-0				
O. 28	at NC State	W	3-0				
N. 3	#22 Duke	W	3-2				
N. 4	North Carolina	W	3-0				
N. 7	at Georgia State	W	3-0				

1996 (32-8, 11-5 ACC)

NCAA Second Round

A. 30	vs. Cincinnati ³³	W	3-1	S. 14	vs. Arkansas ³⁴	W	3-0
A. 31	vs. Miami-Ohio ³³	W	3-1				
A. 31	at Kentucky ³³	W	3-1				
S. 5	at Furman ⁶	W	3-0				
S. 5	vs. Western Carolina ⁶	W	3-0				
S. 6	vs. UNC Asheville ⁶	W	3-0				
S. 6	vs. Jacksonville State ⁶	W	3-0				
S. 6	vs. Coll. of Charleston ⁶	W	3-0				
S. 7	vs. Coll. of Charleston ⁶	W	3-0				
S. 7	vs. Campbell ⁶	W	3-0				
S. 7	vs. UNC Asheville ⁶	W	3-0				
S. 13	at Minnesota ³⁴	W	3-2				
S. 14	vs. Arkansas ³⁴	W	3-0				



2002 ACC Tournament champions

S. 14	vs. Marshall ³⁴	W	3-2	S. 12	vs. Illinois ³²	L	0-3
S. 20	Wisc.-Milwaukee ²⁵	W	3-0	S. 13	vs. Duke ³²	L	0-3
S. 21	Wisc.-Milwaukee ²⁵	W	3-1	S. 14	at Wisc.-Milwaukee	L	0-3
S. 21	Auburn ²⁵	L	1-3	S. 19	North Florida	W	3-0
S. 25	at Clemson	W	3-0	S. 20	Georgia State	W	3-0
S. 29	at Florida State	W	3-1	S. 20	SMU	W	3-0
O. 4	at Maryland	L	1-3	S. 26	Duke	L	1-3
O. 5	at Virginia	L	1-3	S. 27	Wake Forest	W	3-1
O. 9	North Carolina	W	3-1	S. 30	at Clemson	L	1-3
O. 12	NC State	W	3-1	O. 5	at Florida State	L	1-3
O. 13	Florida State	W	3-1	O. 10	at NC State	W	3-0
O. 18	at Wake Forest	W	3-0	O. 11	at North Carolina	W	3-2
O. 19	at Duke	L	0-3	O. 17	Maryland	L	2-3
O. 23	Clemson	W	3-0	O. 18	Virginia	L	2-3
O. 25	Central Florida	W	3-0	O. 24	North Carolina	W	3-2
N. 1	Virginia	W	3-1	O. 25	Florida State	W	3-1
N. 2	Maryland	L	1-3	O. 26	NC State	W	3-0
N. 4	at Georgia State	W	3-0	O. 31	at Virginia	W	3-0
N. 8	at NC State	W	3-2	N. 1	at Maryland	L	2-3
N. 9	at North Carolina	L	1-3	N. 6	Clemson	W	3-1
N. 15	Duke	W	3-0	N. 14	at Wake Forest	W	3-0
N. 16	Wake Forest	W	3-0	N. 15	at Duke	W	3-0
N. 22	Florida State ⁵	W	3-0	N. 21	vs. North Carolina ⁵	W	3-2
N. 23	Duke ⁵	W	3-0	N. 22	vs. Florida State ⁵	W	3-1
N. 24	#22 Maryland ⁵	L	0-3	N. 23	vs. Clemson ⁵	L	1-3
D. 4	Coastal Carolina ³⁰	W	3-0				
D. 8	vs. #7 Penn State ³⁰	L	0-3				

1998 (22-13, 10-6 ACC)

S. 2	at Arizona State	L	1-3	S. 18	vs. South Carolina St. ⁶	W	3-0
S. 3	at Saint Mary's	L	1-3				
S. 5	at #11 Pacific ³⁶	L	0-3				
S. 6	vs. #19 Texas A&M ³⁶	L	1-3				
S. 6	vs. Creighton ³⁶	W	3-0				
S. 9	at Georgia State	L	1-3				
S. 11	Texas-El Paso ²⁵	W	3-1				
S. 12	South Alabama ²⁵	W	3-0				
S. 12	Toledo ²⁵	W	3-0				
S. 17	at Furman	W	3-0				

A. 29	at #5 Long Beach St. ⁵	L	0-3	S. 10	at Illinois State	L	2-3
A. 30	vs. #9 UC-Santa Barbara ³³	L	1-3				
S. 1	at Pepperdine	L	0-3				
S. 2	at Cal. State Fullerton	W	3-2				
S. 5	Bethune Cookman	W	3-0				
S. 5	Furman ²⁵	W	3-0				
S. 6	Mercer ²⁵	W	3-1				
S. 6	Minnesota ²⁵	L	0-3				



2000 ACC regular season co-champions



2003 ACC regular season champions

Year-by-Year Results

S. 18	vs. UAB ⁶	W	3-0	O. 13	at Florida State	W	3-2
S. 18	vs. William and Mary ⁶	W	3-1	O. 15	at Florida A&M	W	3-0
S. 19	vs. Coll. of Charleston ⁶	W	3-0	O. 20	Wake Forest	W	3-1
S. 19	vs. UAB ⁶	W	3-0	O. 21	Duke	W	3-2
S. 19	vs. William and Mary ⁶	W	3-0	O. 27	at Clemson	W	3-0
S. 25	North Carolina	L	1-3	N. 3	at Maryland	W	3-0
S. 27	Florida State	W	3-1	N. 4	at Virginia	L	2-3
S. 29	NC State	W	3-0	N. 7	NC State	W	3-0
O. 2	at Maryland	W	3-2	N. 10	Florida State	L	1-3
O. 3	at Virginia	L	1-3	N. 11	North Carolina	W	3-2
O. 9	Wake Forest	W	3-0	N. 16	vs. NC State ⁵	W	3-0
O. 10	Duke	W	3-2	N. 17	vs. Duke ³⁵	L	2-3
O. 14	at Clemson	L	0-3	N. 24	at Georgia	W	3-0
O. 20	at Wake Forest	W	3-2	D. 1	vs. Colorado ³⁰	L	1-3
O. 25	at Duke	W	3-0				
O. 27	Clemson	W	3-1				

2001 (19-8, 12-4 ACC)

NCAA First Round

N. 3	Mercer	W	3-0	A. 31	vs. Texas Tech ⁴⁰	W	3-0
N. 6	Virginia	L	2-3	A. 31	at #21 Utah ⁴⁰	L	0-3
N. 7	Maryland	W	3-1	S. 1	vs. Rhode Island ⁴⁰	W	3-0
N. 12	at NC State	W	3-0	S. 7	#12 Colorado State ²⁵	L	1-3
N. 13	at North Carolina	L	0-3	S. 8	LSU ²⁵	W	3-0
N. 21	vs. Clemson ⁵	L	2-3	S. 9	Georgetown ²⁵	W	3-0
N. 27	at Georgia	L	1-3	S. 18	Duke	L	2-3
				S. 22	Florida State	W	3-0
				S. 23	Wake Forest	W	3-1
				S. 28	Clemson	W	3-0
				O. 2	at NC State	W	3-1
				O. 7	at North Carolina	L	0-3
				O. 12	Maryland	W	3-2
				O. 13	Virginia	W	3-0
				O. 14	Arkansas	W	3-1
				O. 19	at Wake Forest	W	3-2
				O. 20	at Duke	L	1-3
				O. 23	at Clemson	W	3-1
				O. 27	at Florida A&M	W	3-1
				O. 28	at Florida State	L	2-3
				N. 2	North Carolina	W	3-2
				N. 3	NC State	W	3-0
				N. 9	at Virginia	W	3-0
				N. 10	at Maryland	W	3-1
				N. 16	vs. Maryland ⁵	L	2-3
				N. 23	Georgia	W	3-0
				D. 1	vs. Louisville ³⁰	L	2-3

1999 (17-14, 6-10 ACC)

S. 3	vs. Texas-El Paso ³⁷	W	3-0	S. 28	Clemson	W	3-0
S. 4	vs. Ark.-Little Rock ³⁷	W	3-0	O. 2	at NC State	W	3-1
S. 4	at Texas-Arlington ³⁷	W	3-0	O. 7	at North Carolina	L	0-3
S. 10	South Carolina ²⁵	L	2-3	O. 12	Maryland	W	3-2
S. 10	#9 UC-Santa Barbara ²⁵	L	0-3	O. 13	Virginia	W	3-0
S. 11	Virginia Tech ²⁵	W	3-0	O. 14	Arkansas	W	3-1
S. 11	Arizona State ²⁵	L	0-3	O. 19	at Wake Forest	W	3-2
S. 14	Georgia State	W	3-0	O. 20	at Duke	L	1-3
S. 16	Illinois State	W	3-1	O. 23	at Clemson	W	3-1
S. 17	vs. Winthrop ³⁸	W	3-0	O. 27	at Florida A&M	W	3-1
S. 17	vs. Air Force ³⁸	W	3-0	O. 28	at Florida State	L	2-3
S. 18	vs. Belmont ³⁸	W	3-0	N. 2	North Carolina	W	3-2
S. 18	at Alabama ³⁸	W	3-1	N. 3	NC State	W	3-0
S. 24	at Wake Forest	W	3-1	N. 9	at Virginia	W	3-0
S. 28	at Duke	W	3-1	N. 10	at Maryland	W	3-1
O. 1	#13 Clemson	L	1-3	N. 16	vs. Maryland ⁵	L	2-3
O. 5	North Carolina	L	1-3	N. 23	Georgia	W	3-0
O. 8	NC State	L	2-3	D. 1	vs. Louisville ³⁰	L	2-3
O. 9	Florida State	W	3-0				
O. 15	at Virginia	L	1-3				
O. 16	at Maryland	L	2-3				
O. 22	at NC State	L	2-3				
O. 23	at #25 North Carolina	L	1-3				
O. 29	Maryland	W	3-0				
O. 30	Virginia	W	3-1				
N. 2	at #14 Clemson	L	0-3				
N. 7	at Florida State	W	3-1				
N. 12	Duke	L	1-3	A. 30	vs. Villanova ⁴¹	W	3-0
N. 13	Wake Forest	L	0-3	A. 30	vs. Rice ⁴¹	W	3-0
N. 19	vs. Wake Forest ⁵	L	0-3	A. 31	vs. #14 Northern Iowa ⁴¹	L	1-3
N. 26	Georgia	W	3-1	A. 31	at George Mason ⁴¹	W	3-0
				S. 6	Florida A&M ²⁵	W	3-1
				S. 6	#22 Louisville ²⁵	W	3-0
				S. 7	Miami (Ohio) ²⁵	W	3-1
				S. 10	at Georgia	W	3-1
				S. 13	vs. #19 Michigan St. ⁴²	W	3-1
				S. 14	at South Florida ⁴²	L	2-3
				S. 14	vs. #24 Kansas St. ⁴²	W	3-1
				S. 17	at Georgia State	W	3-0
				S. 17	at Chattanooga	W	3-0
				S. 20	Alabama ⁴³	W	3-2
				S. 21	Florida International ⁴³	W	3-0
				S. 21	Cornell ⁴³	W	3-0
				S. 27	at Maryland	W	3-1
				S. 28	at Virginia	W	3-0
				N. 1	NC State	W	3-0
				O. 5	#11 North Carolina	L	2-3
				O. 6	Florida State	W	3-2
				O. 11	at Clemson	W	3-2
				O. 15	at Duke	L	2-3
				O. 19	at Wake Forest	W	3-1
				O. 25	Virginia	W	3-0
				O. 26	Maryland	W	3-1
				N. 1	at #13 North Carolina	L	2-3

2000 (25-8, 13-3 ACC)

ACC Regular Season Co-Champions

NCAA First Round

S. 1	at Davidson	W	3-0	S. 10	at Georgia	W	3-1
S. 1	vs. UNC-Wilmington ²¹	W	3-0	S. 14	at South Florida ⁴²	L	2-3
S. 2	vs. Georgia State ²¹	W	3-0	S. 14	vs. #24 Kansas St. ⁴²	W	3-1
S. 2	at Davidson ²¹	W	3-1	S. 17	at Georgia State	W	3-0
S. 8	#10 Minnesota ²⁵	L	1-3	S. 17	at Chattanooga	W	3-0
S. 9	Coastal Carolina ²⁵	W	3-0	S. 20	Alabama ⁴³	W	3-2
S. 10	#9 Pacific ²⁵	L	2-3	S. 21	Florida International ⁴³	W	3-0
S. 12	at Georgia State	W	3-0	S. 21	Cornell ⁴³	W	3-0
S. 12	at UT-Chattanooga	W	3-0	S. 27	at Maryland	W	3-1
S. 15	vs. Loyola-Chicago ³⁹	W	3-0	S. 28	at Virginia	W	3-0
S. 16	vs. Massachusetts ³⁹	W	3-0	N. 1	NC State	W	3-0
S. 16	at #3 Colorado State ³⁹	L	0-3	O. 5	#11 North Carolina	L	2-3
S. 22	at North Carolina	L	2-3	O. 6	Florida State	W	3-2
S. 23	at NC State	W	3-1	O. 11	at Clemson	W	3-2
S. 29	Virginia	W	3-1	O. 15	at Duke	L	2-3
S. 30	Maryland	W	3-1	O. 19	at Wake Forest	W	3-1
O. 4	at Wake Forest	W	3-0	O. 25	Virginia	W	3-0
O. 6	at Duke	W	3-0	O. 26	Maryland	W	3-1
O. 10	Clemson	W	3-0	N. 1	at #13 North Carolina	L	2-3



2004 ACC regular season champions

N. 2	at NC State	W	3-0	A. 27	vs. #1 USC ⁴⁷	L	0-3
N. 5	Clemson	W	3-1	A. 28	vs. #11 Colorado St. ⁴⁷	L	1-3
N. 8	at Florida State	W	3-0	S. 3	vs. Purdue ⁴⁸	L	1-3
N. 10	at Florida A&M	W	3-0	S. 4	at #23 Wisconsin ⁴⁸	L	2-3
N. 15	Wake Forest	W	3-0	S. 10	Xavier ⁴³	W	3-0
N. 16	Duke	W	3-1	S. 11	Tennessee Tech ⁴³	W	3-0
N. 22	Wake Forest ⁵	W	3-0	S. 12	Ohio State ⁴³	L	0-3
N. 23	Duke ⁵	W	3-1	S. 17	at Miami (Ohio) ⁴⁹	W	3-0
N. 24	Florida State ⁵	W	3-1	S. 18	vs. MTSU ⁴⁹	W	3-0
N. 29	Florida A&M	W	3-0	S. 19	vs. IPFW ⁴⁹	W	3-0
D. 5	vs. Florida A&M ³⁰	W	3-0	S. 24	North Carolina	W	3-0
D. 6	at #10 Minnesota ³⁰	L	1-3	S. 25	NC State	W	3-0
				S. 28	at Clemson	W	3-1
				O. 3	at Virginia Tech	W	3-0
				O. 8	at Wake Forest	W	3-0
				O. 9	at Duke	W	3-0
				O. 15	Virginia	W	3-1
				O. 16	Maryland	W	3-0
				O. 19	at Georgia State	W	3-1
				O. 22	at NC State	W	3-0
				O. 23	at North Carolina	W	3-1
				O. 29	Florida State	W	3-1
				O. 30	Miami	W	3-0
				N. 1	UCF	W	3-0
				N. 5	Duke	W	3-0
				N. 7	Wake Forest	W	3-0
				N. 12	at Maryland	W	3-0
				N. 13	at Virginia	W	3-0
				N. 19	vs. Clemson ⁵	L	1-3
				N. 23	at Georgia	W	3-0
				N. 26	Winthrop	W	3-0
				D. 3	Georgia ³⁰	W	3-0
				D. 4	#16 UCSB ³⁰	W	3-0
				D. 10	at #4 Minnesota ³⁰	L	2-3

2003 (34-4, 15-1 ACC)

ACC Regular Season Champions

NCAA Region Final

A. 29	Northwestern ²⁵	W	3-0	O. 15	Virginia	W	3-1
A. 30	Coastal Carolina ²⁵	W	3-0	O. 16	Maryland	W	3-0
A. 30	Alabama ²⁵	W	3-0	O. 19	at Georgia State	W	3-1
S. 5	vs. Temple ⁴⁴	W	3-0	O. 22	at NC State	W	3-0
S. 7	vs. Western Michigan ⁴⁴	W	3-0	O. 23	at North Carolina	W	3-1
S. 12	vs. #17 Michigan St. ⁴⁵	W	3-0	O. 29	Florida State	W	3-1
S. 13	vs. #13 Santa Clara ⁴⁵	W	3-0	O. 30	Miami	W	3-0
S. 14	at #5 Nebraska ⁴⁵	W	3-2	N. 1	UCF	W	3-0
S. 19	#24 Wisconsin ⁴³	W	3-2	N. 5	Duke	W	3-0
S. 20	Western Carolina ⁴³	W	3-0	N. 7	Wake Forest	W	3-0
S. 20	South Florida ⁴³	W	3-0	N. 12	at Maryland	W	3-0
S. 23	at NC State	W	3-0	N. 13	at Virginia	W	3-0
S. 28	at North Carolina	W	3-0	N. 19	vs. Clemson ⁵	L	1-3
O. 3	Maryland	W	3-1	N. 23	at Georgia	W	3-0
O. 4	Georgia State	W	3-0	N. 26	Winthrop	W	3-0
O. 4	Virginia	W	3-0	D. 3	Georgia ³⁰	W	3-0
O. 10	at Wake Forest	W	3-0	D. 4	#16 UCSB ³⁰	W	3-0
O. 11	at Duke	W	3-0	D. 10	at #4 Minnesota ³⁰	L	2-3

Year-by-Year Results

N. 4	Miami	L	0-3
N. 5	Florida State	L	0-3
N. 11	NC State	W	3-1
N. 12	North Carolina	L	1-3
N. 15	at Clemson	W	3-2
N. 18	at Boston College	L	1-3
N. 19	at Maryland	L	1-3
N. 25	at Virginia Tech	L	1-3
N. 26	at Virginia	W	3-1

2006 (20-12, 12-10 ACC)			
S. 1	Mississippi State ⁵³	L	1-3
S. 1	Georgia ⁵³	W	3-2
S. 2	Georgia State ⁵³	W	3-0
S. 2	Northern Iowa ⁵³	W	3-2
S. 8	vs. Villanova ⁵⁴	W	3-1
S. 8	vs. Toledo ⁵⁴	W	3-1
S. 9	at Kentucky ⁵⁴	L	1-3
S. 15	South Florida ⁵⁵	W	3-0
S. 16	Stetson ⁵⁵	W	3-0
S. 16	Sam Houston State ⁵⁵	W	3-0
S. 22	at Wake Forest	L	0-3
S. 23	at Duke	L	1-3
S. 29	Florida State	L	2-3
S. 30	Miami	L	1-3
O. 6	at Maryland	L	2-3
O. 8	at Boston College	L	1-3
O. 13	North Carolina	W	3-0
O. 14	NC State	W	3-0
O. 17	at Clemson	L	0-3
O. 20	at Virginia Tech	W	3-0
O. 21	at Virginia	L	2-3
O. 27	#25 Duke	W	3-2
O. 28	Wake Forest	W	3-1
N. 3	at Miami	W	3-2
N. 5	at Florida State	W	3-1
N. 10	at NC State	W	3-0
N. 12	at North Carolina	W	3-2
N. 14	Clemson	W	3-2
N. 17	Boston College	W	3-1
N. 18	Maryland	W	3-2
N. 24	Virginia Tech	L	1-3
N. 25	Virginia	L	0-3

2007 (22-10, 16-6 ACC)			
A. 24	vs. Pittsburgh ⁵⁶	W	3-1
A. 24	at Arkansas ⁵⁶	W	3-1
A. 25	vs. Pepperdine ⁵⁶	L	1-3
S. 7	Western Carolina ⁵⁵	W	3-0
S. 7	Georgia ⁵⁵	W	3-1
S. 8	Arizona ⁵⁵	L	0-3
S. 8	Kentucky ⁵⁵	L	1-3
S. 14	vs. Temple ⁵⁷	W	3-0
S. 14	vs. Utah Valley St. ⁵⁷	W	3-0
S. 15	at #10 Michigan ⁵⁷	L	2-3
S. 21	at North Carolina	W	3-1
S. 23	at NC State	W	3-1
S. 28	Virginia	L	2-3
S. 29	Virginia Tech	W	3-1
O. 5	at Florida State	L	1-3
O. 7	at Miami	W	3-1
O. 12	at #13 Duke	L	2-3
O. 13	at Wake Forest	W	3-1
O. 16	Clemson	L	0-3
O. 19	Maryland	W	3-2
O. 20	Boston College	W	3-0
O. 26	NC State	W	3-0
O. 27	North Carolina	W	3-2
O. 30	at #24 Clemson	L	1-3
N. 2	at Virginia Tech	W	3-2
N. 4	at Virginia	W	3-2
N. 8	#14 Duke	W	3-1
N. 9	Wake Forest	W	3-0
N. 16	Miami	W	3-1
N. 17	Florida State	W	3-1
N. 21	at Boston College	W	3-2
N. 23	at Maryland	L	2-3

2008 (20-10, 12-8 ACC)			
A. 29	at Georgia ⁵²	W	3-1
A. 31	vs. Georgia State ⁵²	W	3-0
A. 31	vs. Furman ⁵²	W	3-1
S. 5	Arkansas ⁵⁵	W	3-0
S. 6	Xavier ⁵⁵	W	3-0
S. 7	#25 Michigan ⁵⁵	L	2-3
S. 12	vs. SMU ⁵⁸	L	2-3
S. 12	at Ole Miss ⁵⁸	W	3-2
S. 13	vs. Eastern Illinois ⁵⁸	W	3-0
S. 18	at Clemson ⁵⁹	W	3-2
S. 19	vs. Florida A&M ⁵⁹	W	3-0
S. 26	at Virginia	W	3-1
S. 27	at Virginia Tech	L	0-3
O. 3	Florida State	W	3-0
O. 4	Miami	L	1-3
O. 10	Duke	L	2-3
O. 11	Wake Forest	W	3-0
O. 17	at Maryland	W	3-0
O. 19	at Boston College	W	3-0
O. 24	at NC State	W	3-0
O. 26	at North Carolina	L	1-3
O. 31	Virginia Tech	W	3-0
N. 1	Virginia	W	3-0
N. 7	at Wake Forest	W	3-2
N. 8	Duke	L	2-3
N. 14	at Miami	L	2-3
N. 16	at Florida State	L	1-3
N. 21	Boston College	W	3-0
N. 22	Maryland	W	3-0
N. 28	Clemson	L	2-3

Tonya Johnson

73-52 • .584

2009- Pres. • 4 years

2009 (22-10, 16-6 ACC)			
A. 28	Georgia ⁵³	W	3-2
A. 29	Austin Peay ⁵³	W	3-0
A. 29	Mercer ⁵³	W	3-0
S. 4	at MTSU ⁶⁰	L	1-3
S. 5	vs Ohio ⁶⁰	L	2-3
S. 5	vs Northern Illinois ⁶⁰	W	3-0
S. 11	Clemson ⁶¹	W	3-2
S. 12	S.E. Missouri ⁶¹	W	3-1
S. 12	Mississippi ⁶¹	W	3-1
S. 18	at Denver ⁶²	L	1-3
S. 19	vs #9 Minnesota ⁶²	L	1-3
S. 25	NC State	W	3-0
S. 27	North Carolina	W	3-0
O. 2	at #17 Florida State	W	3-2
O. 4	at Miami	L	2-3
O. 9	Maryland	W	3-0
O. 10	Boston College	W	3-0
O. 16	at Virginia Tech	L	0-3
O. 17	at Virginia	W	3-1
O. 23	Wake Forest	W	3-0
O. 24	Duke	L	2-3
O. 30	at North Carolina	W	3-1
O. 31	at NC State	W	3-0
N. 6	at Boston College	W	3-0
N. 8	at Maryland	W	3-0
N. 13	Miami	L	2-3
N. 14	#15 Florida State	L	0-3
N. 20	Virginia	W	3-0
N. 21	Virginia Tech	W	3-0
N. 27	at Clemson	W	3-2
D. 4	vs Baylor	L	0-3

2010 (22-10, 16-6 ACC)			
A. 27	Indiana ⁶⁰	L	2-3
A. 28	Alabama A&M ⁶⁰	W	3-0
A. 28	UAB ⁶⁰	W	3-0
S. 3	vs. ORU ⁶²	W	3-0
S. 3	vs. LMU ⁶²	L	2-3
S. 4	at Kansas State ⁶²	L	0-3
S. 10	vs. FGCU ⁶³	W	3-0
S. 11	vs. #9 Washington ⁶³	L	0-3

S. 11	at Georgia ⁶³	W	3-2
S. 17	at Clemson ⁵⁹	L	2-3
S. 18	vs. Florida A&M ⁵⁹	W	3-0
S. 18	vs. Georgia State ⁵⁹	W	3-0
S. 24	Duke	L	2-3
S. 26	Wake Forest	L	0-3
O. 1	at Virginia	W	3-1
O. 2	at Virginia Tech	W	3-2
O. 8	at Miami	W	3-2
O. 10	at #20 Florida State	W	3-0
O. 15	North Carolina	W	3-1
O. 17	NC State	W	3-1
O. 22	Boston College	W	3-0
O. 23	Maryland	L	0-3
O. 26	MTSU	L	1-3
O. 29	at Wake Forest	W	3-0
O. 30	at Duke	L	0-3
N. 5	Florida State	L	0-3
N. 6	Miami	W	3-1
N. 12	Virginia Tech	L	0-3
N. 14	Virginia	W	3-0
N. 19	at NC State	L	1-3
N. 21	at North Carolina	L	2-3
N. 26	Clemson	W	3-2

2011 (15-16, 8-12 ACC)			
A. 26	vs. Kansas State ⁶⁴	W	3-1
A. 27	vs. Tennessee Tech ⁶⁴	W	3-0
A. 27	vs. Louisville ⁶⁴	W	3-2
S. 2	vs. UTSA ⁶⁵	L	1-3
S. 3	vs. Houston Baptist ⁶⁵	W	3-0
S. 3	at Rice ⁶⁵	L	2-3
S. 9	vs. Georgia ⁵³	W	3-0
S. 10	vs. Mercer ⁵³	W	3-0
S. 10	vs. Samford ⁵³	L	1-3
S. 15	vs. Furman ⁵⁹	W	3-1
S. 16	at Clemson ⁵⁹	L	0-3
S. 23	at Duke	L	0-3
S. 24	at Wake Forest	W	3-1
S. 30	NC State	L	2-3
O. 1	North Carolina	L	0-3
O. 7	Maryland	W	3-1
O. 9	Boston College	W	3-0
O. 14	at Florida State	L	0-3
O. 16	at Miami	W	3-1
O. 21	at Virginia Tech	L	2-3
O. 22	at Virginia	W	3-1
O. 26	at MTSU	L	1-3
O. 28	Wake Forest	W	3-0
O. 30	Duke	L	1-3
N. 4	at Boston College	W	3-1
N. 6	at Maryland	W	3-1
N. 11	at North Carolina	L	1-3
N. 13	at NC State	L	0-3
N. 18	Miami	L	2-3
N. 19	Florida State	L	1-3
N. 23	Clemson	L	1-3

2012 (19-12, 10-10 ACC)			
A. 24	vs. Cal State Fullerton ⁴³	W	3-0
A. 25	vs. Charleston Southern ⁴³	W	3-0
A. 25	vs. SMU ⁴³	W	3-0
A. 31	vs. Bowling Green ⁶⁶	W	3-0
S. 1	vs. Cleveland State ⁶⁶	W	3-0
S. 1	at Indiana ⁶⁶	L	1-3
S. 7	vs. Louisiana-Lafayette ⁶⁷	W	3-0
S. 8	vs. Jacksonville ⁶⁷	W	3-0
S. 8	at No. 15 Florida ⁶⁷	L	1-3
S. 14	Clemson ⁶⁴	W	3-0
S. 16	Georgia State ⁶⁴	W	3-0
S. 21	Boston College	W	3-0
S. 23	Maryland	W	3-0
S. 28	at NC State	L	2-3
S. 30	at North Carolina	L	0-3
O. 5	Virginia Tech	W	3-1
O. 6	Virginia	W	3-0
O. 12	at Wake Forest	W	3-0
O. 13	at Duke	L	2-3
O. 16	at Georgia	W	3-1

O. 19	No. 12 Florida State	L	2-3
O. 21	No. 24 Miami	L	0-3
O. 26	at Maryland	L	2-3
O. 28	at Boston College	W	3-0
N. 2	at Virginia	L	2-3
N. 3	at Virginia Tech	L	1-3
N. 8	No. 22 North Carolina	W	3-2
N. 10	NC State	W	3-1
N. 15	Duke	L	1-3
N. 16	Wake Forest	W	3-0
N. 20	at Clemson	L	0-3

Overall Record: 663-460 (.590)

32 Years

Division I Record: 579-396 (.594)

27 Years

Neutral Sites Key

- 1 - Columbus Tournament
- 2 - @ Oglethorpe University
- 3 - West Georgia Invitational
- 4 - Tuskegee Tournament
- 5 - ACC Tournament
- 6 - Furman Invitational
- 7 - UAB Tournament
- 8 - Central Florida Tournament
- 9 - Winthrop Tournament
- 10 - Jacksonville Tournament
- 11 - UNC Charlotte Tournament
- 12 - Peach State Tournament
- 13 - New Orleans/Days Inn Classic
- 14 - UNC Charlotte/Tachikara Invitational
- 15 - Tennessee Tech Invitational
- 16 - @ Western Carolina
- 17 - @ Virginia
- 18 - Coastal Carolina Beach Classic
- 19 - Hilton Head Super Smash Tournament
- 20 - @ Marist School
- 21 - Davidson Invitational
- 22 - UC Santa Barbara Invitational
- 23 - Georgia State Invitational
- 24 - @ West Georgia
- 25 - Courtyard by Marriott Classic
- 26 - Hawaiian Airlines Classic
- 27 - Auburn Classic
- 28 - NIVC Tournament
- 29 - Illinois Classic
- 30 - NCAA Tournament
- 31 - Powerbar Colorado Invitational
- 32 - Mizuno USA Cup
- 33 - Kentucky Classic
- 34 - Minnesota Invitational
- 35 - Long Beach State Invitational
- 36 - Pacific-Nike Invitational
- 37 - Jason's Deli/UT Arlington Tournament
- 38 - Crimson Tide Classic
- 39 - Colorado State/Coors Light Classic
- 40 - Utah Classic Tournament
- 41 - George Mason Invitational
- 42 - South Florida Tournament
- 43 - Georgia Tech Invitational
- 44 - Ohio State Buckeye Classic
- 45 - US Bank/Arby's Nebraska Invitational
- 46 - Baden Thanksgiving Tournament
- 47 - NACWAA Classic
- 48 - Badger Challenge
- 49 - Miami University Invitational
- 50 - Four Points University Plaza Wildcat Classic
- 51 - Georgia Tech Renaissance Invitational
- 52 - University of Georgia Invitational
- 53 - Regency Suites/Georgia Tech Invitational
- 54 - University of Kentucky Tournament
- 55 - Regency Suites/Georgia Tech Classic
- 56 - Arkansas Clarion Inn Invitational
- 57 - Michigan/Nike Invitational
- 58 - Magnolia Invitational at Ole Miss
- 59 - Clemson Classic
- 60 - Middle Tennessee Blue Raider Bash
- 61 - GT Courtyard Marriott Classic
- 62 - Pioneer Classic (Denver, Colo.)
- 62 - Varney's Kansas State Invite
- 63 - Bulldog Invitational
- 64 - Georgia Tech Courtyard Classic
- 65 - Rice Tournament
- 66 - Indiana Tournament
- 67 - Florida Active Ankle Challenge

Coaching History



David Houser (1980-81)

Year	Overall	Pct.
1980	23-16	.590
1981	20-20	.500
	43-36	.544



Judy Sackfield (1985-90)

Year	Overall	Pct.	ACC	Pct.
1985	4-26	.133	0-7	.000
1986	8-20	.286	0-7	.000
1987	18-20	.474	0-6	.000
1988	20-16	.556	0-6	.000
1989	17-20	.459	0-6	.000
1990	8-30	.211	0-6	.000
	75-132	.362	0-38	.000



Bond Shymansky (2002-08)

Year	Overall	Pct.	ACC	Pct.
2002	33-6!	.846	^13-3	.813
2003	34-4!	.895	*15-1	.938
2004	27-7!	.794	*16-0	1.000
2005	16-15	.516	12-10	.545
2006	20-12	.625	12-10	.545
2007	22-10	.688	16-6	.727
2008	20-10	.667	12-8	.600
	172-64	.729	96-38	.716



Mary Ann Ingram (1982-83)

Year	Overall	Pct.	ACC	Pct.
1982	22-16	.579		
1983	3-24	.111	0-7	.000
	25-40	.385	0-7	.000



Shelton Collier (1991-2001)

Year	Overall	Pct.	ACC	Pct.
1991	27-9	.750	3-4	.429
1992	30-10	.750	4-3	.571
1993	25-13	.658	8-6	.571
1994	26-9!	.743	*11-3	.786
1995	29-7!	.806	*^12-2	.857
1996	32-8!	.800	11-5	.688
1997	19-15	.559	10-6	.625
1998	22-13	.629	10-6	.625
1999	17-14	.548	6-10	.375
2000	25-8!	.758	*13-3	.813
2001	19-8!	.704	12-4	.750
	271-114	.704	100-52	.658



Tonya Johnson (2009-Pres.)

Year	Overall	Pct.	ACC	Pct.
2009	21-10	.677	15-5	.750
2010	18-14	.563	11-9	.550
2011	15-16	.484	8-12	.400
2012	19-12	.613	10-10	.500
	73-52	.584	44-36	.550



Terry Chambers (1984)

Year	Overall	Pct.	ACC	Pct.
1984	4-22	.154	0-7	.000
	4-22	.154	0-7	.000