

COLLEGE BALL

GEORGIA  
TECH





## QUICK FACTS & TABLE OF CONTENTS

### THE INSTITUTE

Official Name	Georgia Institute of Technology
Enrollment	21,000
Location	Atlanta, Ga.
Founded	1885
Nicknames	Rambling Wreck, Yellow Jackets
Mascots	Buzz; 1930 Model "A" Ford
Colors	Old Gold and White
Institute Website	www.gatech.edu
Athletics Website	www.ramblinwreck.com
Facility	O'Keefe Gymnasium (2,000)
Conference	Atlantic Coast
President	Dr. G.P. "Bud" Peterson
Director of Athletics	Dan Radakovich (IUP, 1980)
Sr. Women's Administrator	Theresa Wenzel (Marquette, 1991)

### VOLLEYBALL INFORMATION

Head Coach	Tonya Johnson (LSU, 1993)
Phone	(404) 894-5453
Email	tjohnson@athletics.gatech.edu
Year at Tech	Fourth
Assistant Coach	Craig Bere (Morehead State, 1995)
Phone	(404) 894-9283
Email	cbere@athletics.gatech.edu
Year at Tech	Fourth
Assistant Coach	Ed Tolentino (Detroit-Mercy, 1997)
Phone	(404) 894-5450
Email	etolentino@athletics.gatech.edu
Year at Tech	Fourth
Volunteer Assistant Coach	Brian Kues (Ohio State, 2010)
Year at Tech	Second

### 2011 TEAM INFORMATION

Overall Record:	15-16, 8-12 ACC
Home Record:	8-7, 3-6 ACC
Away Record:	5-8, 5-6 ACC
Neutral Record:	2-1, 0-0 ACC
Conference Finish:	T-Seventh
Starters Returning/Lost:	5+Libero/2
Lettermen Returning/Lost:	10/4

### TABLE OF CONTENTS

The Institute/Table of Contents.....	1
Meet the 2012 Team .....	2
Follow GT Volleyball.....	3
Susan Carlson .....	4-5
Annie Czarnecki.....	6-7
Bailey Hunter.....	8-9
Monique Mead .....	10-11
Nicki Meyer.....	12-13
Kaleigh Colson .....	14
Quinn Evans.....	15
Ivona Kolak.....	16
Jennifer Percy.....	17
Courtney Felinski.....	18
Zoey Morton .....	19
Callie Bivings/Chanell Clark-Bibbs .....	20
Ashtaan Horton/Wimberly Wilson.....	21
Head Coach Tonya Johnson .....	22-23
Assistant Coach Craig Bere.....	24
Assistant Coach Ed Tolentino .....	25
Volunteer Assistant Coach Brian Kues .....	26
2011 Season Recap .....	27
2011 Statistics.....	28
Postseason History.....	29
All-Americans.....	30
ACColades.....	31
Volleyball Excellence .....	32
Yellow Jackets and Team USA .....	33
All-Time Letterwinners.....	34
Career Records .....	35
Single Match and Miscellaneous Records.....	36
Season Records.....	37
Season Leaders .....	38
Record vs. Opponents.....	39
Year-by-Year Results.....	40-42

## 2012 GEORGIA TECH VOLLEYBALL



**Front Row (L to R):** Wimberly Wilson, Zoey Morton, Ivona Kolak, Kaleigh Colson, Nicki Meyer, Susan Carlson, Monique Mead, Callie Bivings.  
**Back Row (L to R):** Asst. Coach Ed Tolentino, Volunteer Asst. Coach Brian Kues, Asst. Coach Craig Bere, Bailey Hunter, Chanell Clark-Bibbs, Courtney Felinski, Annie Czarnecki, Quinn Evans, Jennifer Percy, Ashtaan Horton, Head Coach Tonya Johnson, Athletic Trainer Carla Gilson, Strength Coach Scott McDonald.

No.	Name	Pos.	Ht.	Yr.	Hometown/High School
1	Zoey Morton	DS/L	5-9	SO	Atlanta, Ga./Woodward Academy
3	Ashtaan Horton	MB	6-2	RS FR	Cedar Hill, Texas/Cedar Hill
4	Quinn Evans	MB	6-3	JR	San Antonio, Texas/Alamo Heights
5	Monique Mead	RH	5-10	SR	Newnan, Ga./Landmark Christian
6	Kaleigh Colson	S	5-10	JR	Austin, Texas/Westwood
7	Nicki Meyer	L/DS	5-6	SR	Gainesville, Fla./Buchholz
9	Courtney Felinski	MB/OH	6-1	SO	Magnolia, Texas/Magnolia
10	Ivona Kolak	OH	5-11	JR	Kastel Gomilica, Croatia/Tourist Management and Hospitality School
11	Bailey Hunter	OH	6-1	RS SR	Hendersonville, N.C./Hendersonville
12	Wimberly Wilson	DS/L	5-8	FR	Marietta, Ga./Pope
13	Annie Czarnecki	MB	6-3	SR	Bettendorf, Iowa/Pleasant Valley
14	Callie Bivings	S	5-11	FR	Norcross, Ga./Wesleyan
15	Chanell Clark-Bibbs	MB	6-1	FR	Houston, Texas/Cypress Falls
20	Jennifer Percy	OH	6-2	JR	Mobile, Ala./St. Paul's Episcopal School
23	Susan Carlson	L/DS	5-11	SR	Pasadena, Calif./Mayfield

### Coaching Staff

Head Coach - Tonya Johnson, Fourth Season (LSU, 1993)

Assistant Coach - Craig Bere, Fourth Season (Morehead State, 1995)

Assistant Coach - Ed Tolentino, Fourth Season (Detroit Mercy, 1997)

Volunteer Assistant Coach - Brian Kues, Second Season (Ohio State, 2010)



## FOLLOW GEORGIA TECH VOLLEYBALL



PRESENTED BY  at&t

**RAMBLINWRECK.COM**

THE OFFICIAL HOME OF GEORGIA TECH ATHLETICS

 **TICKET CENTRAL**  
Order Online Now!  
SELECT A SPORT »

[SPORTS](#) [ATHLETIC DEPT](#) [TICKETS](#) [SUPPORT ATHLETICS](#) [SHOP](#) [MULTIMEDIA](#) [FANZONE](#) [THE INSTITUTE](#) [THE ACC](#) [ALUMNI IN THE PROS](#)

### WOMEN'S VOLLEYBALL

[ROSTER](#) [STATS](#) [SCHEDULE](#) [NEWS](#) [ARCHIVES](#)



Danny Karnik

W. Volleyball | 8/3/2012

**Two Home Volleyball Matches To Be Televised This Fall**

The Yellow Jackets will host Florida State on Oct. 19 at 8:30 p.m. and Miami on Oct. 21 at 1 p.m. with both games to be broadcast on the league's Regional Sports Network (RSN). [FULL STORY](#)







#### SPORT LINKS

- ▶ GTVB European Tour Blog
- ▶ 2011 Information Guide/Record Book
- ▶ Online Media Guide
- ▶ Buy Tickets Online!
- ▶ Video Central
- ▶ Promotions

- ▶ Match Notes
- ▶ Photo Galleries
- ▶ Follow GT Volleyball On Facebook
- ▶ Follow GT Volleyball On Twitter
- ▶ O'Keefe Gym

Point Tech! Booster Club

Yellow Jacket Volleyball Camp

SEARCH

Google™ Custom Search

[GT MCCAMISH PAVILION.COM](#)

 **GT MCCAMISH PAVILION**

Presented by  Carrier

turn to the experts

Season Tickets Starting at **\$99**

 **FUN FLATS**

AT&T is the exclusive communications sponsor of Georgia Tech® Athletics.



Follow the Georgia Tech volleyball team all season long through a variety of outlets including [www.RamblinWreck.com](http://www.RamblinWreck.com), Facebook, Twitter and Youtube.

Fans can follow the home contests on the radio via WREK, 91.1 FM in Atlanta, which will broadcast all of Georgia Tech's home matches. Veteran Kurt Hoyt will handle the play-by-play duties. All home matches will also be streamed live online on all-access (subscription required).



Georgia Tech  
Volleyball



@GTVolleyball



RamblinWreckTube



# Susan Carlson

5'11 | Senior | Libero/DS  
Pasadena, Calif. | Mayfield HS

## #23

### Career Highs

**Kills:** 8, 2x last vs. LMU

(9/3/10)

**Attempts:** 23 vs. Indiana

(8/27/10)

**Hitting %:** .227 vs. LMU

(9/3/10)

**Digs:** 13, 2x last vs. NC State

(9/30/11)

**Assists:** 4, 6x

**Aces:** 4 at Wake Forest

(9/24/11)

**Blocks:** 3 vs. LMU (9/3/10)

### Honors and Awards

2011 ACC All-Academic Team

**2011:** Tallied 179 digs and a team-best 33 service aces ... Averaged 1.53 digs per set ... Tallied four service aces at Wake Forest (Sept. 24) ... Logged 15 digs and three service aces at the Courtyard Classic (Aug. 26-27) ... Tallied 21 digs and five assists at the Rice Invitational (Sept. 2-3) ... Made 16 digs and three service aces at the Regency Suites Invitational (Sept. 9-10) ... Had a season-high 13 digs, tallied two assists and two aces against NC State (Sept. 30) ... Registered 11 digs vs. North Carolina (Oct. 1) ... Helped the Jackets to a sweep of Maryland and Boston College with three aces and 13 digs (Oct. 7-9) ... Had nine digs, two service aces and four assists in the win at No. 23 Miami (Oct. 16) ... Logged four service aces over the course of the weekend at Boston College (Nov. 4) and Maryland (Nov. 6).

**2010:** Played in 31 matches on the season, starting 29 of them ... Recorded 50 kills for an average of 0.43 a set and also recorded 31 assists, 29 service aces (third on the team), 222 digs (1.93 a set) and seven total blocks ... Recorded two assists, two aces and 12 digs in the Jackets final game of the year vs. Clemson (Nov. 26) ... Had two kills, three assists and 20 digs in the weekend series in North Carolina (Nov. 19-21) ... Notched two sets, two aces and 15 digs at Wake Forest (Oct. 29) and Duke (Oct. 30) ... Notched 11 digs on "Dig for the Cure" night against North Carolina (Oct. 15) ... Registered two digs in the three-set sweep of No. 20 Florida State (Oct. 10) ... Tallied 13 digs and two service aces against Miami (Oct. 8) ... Saw action in all five sets against Duke (Sept. 24) tallying five kills, two aces and 10 digs ... Played in all 11 sets during the Georgia Tech Courtyard Marriott Classic recording 19 kills (1.73/game), two assists, 22 digs and three service aces.





**2009:** Played in 60 sets ... Fourth on the team averaging 1.47 digs per set ... Also added 11 kills, 12 assists and 11 aces ... Tallied a career-high six kills and a .417 attacking percentage at Miami (Oct. 4) ... Recorded double-figure digs in three matches including a career-high 13 at Miami (Oct. 4) ... Had 10 digs vs. Mississippi (9/12) and at Denver (Sept. 18) ... Recorded nine digs vs. Maryland (Oct. 9) and eight against Boston College (Oct. 10) ... Had two aces against Boston College (Oct. 10), Miami (Oct. 4) and Northern Illinois (Sept. 5) ... Had career-high four assists at Miami (Oct. 4).

**High School/Club:** Four-year letterwinner and two-year captain for coach Ernest Banaag at Mayfield Senior School ... Led Mayfield to a pair of CIF Championships and earned Area Player of the Year honors (by the Pasadena Star News) twice ... 2007 and 2008 CIF Player of the Year ... Twice tabbed to the all-state squad after earning first-team CIF all-area honors as a sophomore in 2006 ... Named the Prep League MVP on two occasions (2007, 2008) ... Mayfield Senior School Athlete of the Year in 2008 and 2009 ... Ranked No. 82 on the 2008 PrepVolleyball.com Senior Aces list ... Helped her SCVC and SGVC club teams to a pair of USA Volleyball National Open Championships (2005, 2007) ... Participated on the USA Beach Junior Volleyball 19U training squad ... Became one of the youngest players to receive an AAA beach rating, when she did so at the age of 14 ... A member of the youngest team to receive an AAA beach rating ... Earned the Cal Cup title ... Member of TCA-18 her final club season.

**Personal:** Susan Maria Carlson is the daughter of Scott and Yvonne Carlson ... Born Oct. 21, 1991 in Pasadena, Calif. ... Has one older brother, Michael ... Played club soccer for five years before switching to volleyball at the age of 13 ... Majoring in management... Four things she wants to do in life are open a restaurant, visit Greece, own a horse and become fluent in another language.



## Susan Carlson's Overall Statistics

	GP-MP	K	K/G	Pct	A	A/G	SA	SA/G	DIG	D/G	BS	BA	TB	B/G
<b>2009</b>	60-20	11	0.18	.091	12	0.20	11	0.18	88	1.47	0	1	1	0.02
<b>2010</b>	115-31	50	0.43	.116	31	0.27	29	0.25	222	1.93	1	6	7	0.06
<b>2011</b>	117-31	5	0.04	.104	46	0.39	33	0.28	179	1.53	0	1	1	0.01
<b>TOTAL</b>	<b>292-82</b>	<b>66</b>	<b>0.23</b>	<b>.073</b>	<b>89</b>	<b>0.30</b>	<b>73</b>	<b>0.25</b>	<b>489</b>	<b>1.67</b>	<b>1</b>	<b>8</b>	<b>9</b>	<b>0.03</b>



# Annie Czarnecki

6-3 | Senior | Middle Blocker  
Bettendorf, Iowa | Pleasant Valley HS

## #13

### Career Highs

**Kills:** 1, 2x last vs. Wake Forest  
(9/26/10)

**Attempts:** 1, 4x

**Hitting %:** n/a

**Digs:** 1 vs. UAB (8/28/10)

**Assists:** 4, 6x

**Aces:** n/a

**Blocks:** 2 vs. Florida Gulf  
Coast (9/10/10)

**2011:** Did not see action.

**2010:** Saw action in two sets against Wake Forest (Sept. 26) tallying one kill on one attempt ... Saw action against Florida Gulf Coast and No. 9 Washington at the Bulldog Invitational notching two blocks ... Saw time against UAB in the final set of the weekend at the Georgia Tech Courtyard Marriott Classic recording one kill and one dig.

**2009:** Made an appearance in six sets on the season ... Recorded one block against Austin Peay (Aug. 29).

**High School/Club:** Four-year volleyball letterwinner ... Spent three years playing for Debbie Born at Greenbrier High School in Evans, Ga. before moving to Bettendorf, Iowa, her senior year ... Captain of the volleyball team in her one and only year at Pleasant Valley, where she played under Stacey Ruff ... Averaged 3.41 kills, 1.06 blocks and 0.81 service aces per game while earning first-team all-conference and all-district accolades as a senior ... Also named to the Special Mention all-state team and conference all-academic team in 2008 ... Set the Greenbrier single-season record with 181 blocks in 2007 while helping her prep squad to a 45-6-1 record and the region championship ... Pleasant Valley went 26-6 with a region title her senior year ... Three-time (2005-07) all-region ... Three-year National Honor Society member ... Named to the conference All-Academic squad in 2008 ... Member of the Fellowship of Christian Athletes and Beta Club ... A three-year Concert Band for trumpet ... Member of the Platform Elite squad in Bettendorf, Iowa ... Also competed for the Club Performance Assault squad in the AAU National





tournament and was a three-year member of CSRA Heat ... Selected as an alternate to the 2007 USA Volleyball Girls Youth National A2 Training Team ... Attended USA Volleyball High Performance A1 Development Camp in 2007 and 2008.

**Personal:** Anne Theresa Czarnecki is the daughter of Rich and Teri Czarnecki ... Goes by Annie ... Born June 5, 1991 in Brookfield, Wisc. ... In addition to Slinger and Bettendorf, has also lived in Milwaukee, Wisc., and Evans, Ga. ... Majoring in Management ... Father Rich played basketball at UW-Milwaukee from 1981-83 ... Niece of Cindy and Jack Rusher, members of the US Rowing 1988 and 1992 Olympic squads.



## Annie Czarnecki's Overall Statistics

	GP-MP	K	K/G	Pct	A	A/G	SA	SA/G	DIG	D/G	BS	BA	TB	B/G
2009	6-6	0	0.00	-1.000	0	0.00	0	0.00	0	0.00	0	1	1	0.17
2010	5-4	2	0.40	1.000	0	0.00	0	0.00	1	0.20	0	2	2	0.40
2011	0-0	-	-	-	-	-	-	-	-	-	-	-	-	-
<b>TOTAL</b>	<b>11-10</b>	<b>2</b>	<b>0.18</b>	<b>.000</b>	<b>0</b>	<b>0.00</b>	<b>0</b>	<b>0.00</b>	<b>1</b>	<b>0.09</b>	<b>0</b>	<b>3</b>	<b>3</b>	<b>0.27</b>



# Bailey Hunter

6-1 | Senior | Outside Hitter

Hendersonville, N.C. | Hendersonville HS

#11

## Career Highs

**Kills:** 20 at Clemson  
(11/27/09)

**Attempts:** 52 at Miami  
(10/4/09)

**Hitting %:** .619 vs. UNC  
(9/27/09)

**Digs:** 11 at Clemson  
(11/27/09)

**Assists:** 3 vs. Clemson  
(11/26/10)

**Aces:** 5 vs. Clemson  
(11/26/10)

**Blocks:** 4, 2x last at Boston  
College (11/6/09)

## Honors and Awards

2010 All-ACC

**2011 (Redshirted):** Played in seven games before receiving a medical redshirt ... Recorded a season-high 14 kills and 16.5 points against Kansas State at the Courtyard Classic (Aug. 26) ... Tallied eight kills and two digs against Houston Baptist (Sept. 3) at the Rice Invitational ... Logged 13 kills a dig and a solo block at Duke (Sept. 23) ... Played her final game of the season at Wake Forest (Sept. 24) recording eight kills, three digs and a block.

**2010:** Played in all 32 matches and was second on the team with 3.05 kills a set ... Hit .259 and had 366 total kills ... Was eighth in the league with 0.28 service aces per set ... Added 87 digs and 50 total blocks ... Had double-figure kills in 21 matches and posted a career-high 24 at Virginia Tech (Oct. 2) ... Blasted 12 kills and five service aces in the final game of the season vs. Clemson (Nov. 26) ... Had an outstanding 18 kills against Miami (Nov. 6) ... Tallied 13 kills in back-to-back-to-back nights vs. MTSU (Oct. 26), at Wake Forest (Oct. 29) and Duke (Oct. 30) ... Tallied a team-high 12 kills with three digs and two blocks against Boston College (Oct. 22) ... Against No. 20 Florida State (Oct. 10), tallied eight kills for a .429 hitting percentage, six digs and six blocks...Registered 16 kills for a .282 hitting percentage, five digs, a block and a service ace in five sets against Miami (Oct. 8)... Notched a career-high 24 kills against Virginia Tech (Oct. 2) also tallying a .333 hitting percentage and two blocks ... Named to the Bulldog Invitational All-Tournament Team after playing in each of the 11 sets on the weekend at the Bulldog Invitational recording the second-most kills (42), second-highest hitting percentage (.340), six service aces and one block.





**2009:** Played in all 116 sets on the season and made 19 starts ... Ranked first on the team and sixth in the ACC averaging 3.28 kills a set ... Also added six assists, 16 service aces, 89 digs and 35 total blocks ... Went 19 straight matches at one point with at least 10 kills ... Posted first career double-double with a career-best 20 kills and 11 digs at Clemson (Nov. 27) ... Had double-figure kills in 25 of the 31 matches ... Tallied 19 kills against both Clemson (Sept. 11) and Southeast Missouri State (Sept. 12) ... Recorded 17 kills against Miami (Nov. 13) and another 16 vs. Northern Illinois (Sept. 5) ... Hit a season-best .619 against North Carolina (Sept. 27) with 13 kills and no errors ... Also had no errors to go along with 10 kills and a .500 attack percentage at Maryland (11/8) ... Recorded two aces apiece in matches against Clemson (Sept. 11), Virginia (Nov. 21), Duke (Oct. 24) and Virginia (Nov. 20) ... Tied career-high with four total blocks at Boston College (Nov. 6).

**2008:** Tallied 100 kills in her 18 matches on the season, averaging 1.82 kills per set while hitting .258 ... Posted double figures in kills in each of her first three match appearances, including posting a season-high 13 while hitting .370 against Georgia State (Aug. 31) ... Hit a season-best .615 with nine kills on 13 swings against Florida A&M (Sept. 19) ... Hit .500 or better in four matches on the season ... Posted a season-high four total blocks against Maryland (Nov. 22) and had three assists and three digs in the season finale vs. Clemson (Nov. 28).

**High School/Club:** Four-year letterwinner and three-year captain for head volleyball coach Graham McCormick at Hendersonville High ... Also earned three letters in outdoor track, two letters in indoor track and basketball and one in soccer at Hendersonville ... Led Hendersonville to the North Carolina HSAA state title in 2005, 2006 and 2007 ... Three-time NCHSAA State Championship MVP (2005-07) and two-time Conference Female Athlete of the Year (2007 and 2008) ... Received PrepVolleyball.com All-America accolades in 2006 and 2007 ... A PrepVolleyball.com Top-50 Junior in 2006 and listed at No. 72 on PrepVolleyball.com's Senior Aces list ... Three-time Western Highlands Conference Player of the Year ... Four-time member of the all-conference volleyball team ... Set the school record with 1,711 kills in her career ... Became just the fourth player in her school history to have her jersey retired ... Finished in fourth place at the NCHSAA state championships in the 100-meter high hurdles in both 2006 and 2008 ... Three-time track MVP (1-outdoor, 2-indoor) at Hendersonville High ... 2007 Wendy's High School Heisman Nominee ... Helped her Piedmont Triad team to No. 32 national ranking in 2008 ... Piedmont Triad won the club division at the Colorado Crossroads National Qualifier in 2007 and captured the Monument Classic titles in 2007 and 2008 ... Led her team to the AAU Junior National Championship in 2004, 2005, 2006 and 2007.

**Personal:** Bailey Livingston Hunter is the daughter of Randy and Alice Hunter ... Born Nov. 22, 1989 ... Has two siblings - David and Harrison ... Business management major ... Uncle Rutledge Livingston played football at Clemson from 1975-77 ... Cousin Robert Livingston played football at William & Mary (2007-09).



## Bailey Hunter's Overall Statistics

	GP-MP	K	K/G	Pct	A	A/G	SA	SA/G	DIG	D/G	BS	BA	TB	B/G
<b>2008</b>	55-18	100	1.82	.258	9	0.16	0	0.00	16	0.29	3	16	19	0.35
<b>2009</b>	116-31	380	3.28	.237	6	0.05	16	0.14	89	0.77	13	22	35	0.30
<b>2010</b>	120-32	366	3.05	.259	9	0.08	33	0.28	87	0.73	6	44	50	0.42
<b>2011</b>	25-7	55	2.20	.175	2	.08	3	0.12	14	.056	3	3	6	0.24
<b>TOTAL</b>	<b>316-88</b>	<b>901</b>	<b>2.85</b>	<b>.244</b>	<b>26</b>	<b>0.08</b>	<b>52</b>	<b>0.16</b>	<b>206</b>	<b>0.65</b>	<b>25</b>	<b>85</b>	<b>110</b>	<b>0.35</b>



# Monique Mead

5-10 | Senior | Rightside Hitter  
Newnan, Ga. | Landmark Christian HS

## #5

### Career Highs

**Kills:** 30, 2x last vs. Louisville  
(8/27/11)

**Attempts:** 72 vs. NC State  
(9/20/11)

**Hitting %:** .571 vs. NC State  
(9/25/09)

**Digs:** 21 vs. Clemson  
(11/26/10)

**Assists:** 3 vs. Clemson  
(11/26/10)

**Aces:** 5 vs. Tennessee Tech  
(8/27/11)

**Blocks:** 8, 2x last vs. Furman  
(9/15/11)

### Honors and Awards

2009, 2010, 2011 AVCA honorable mention All-American

2009 AVCA honorable mention All-Region

2009 ACC Freshman of the Year

2009, 2010, 2011 All-ACC

2010, 2011 AVCA All- East Region Team

2011 ACC All-Academic Team

2010, 2011 COBRA Magazine All-National Team

**2011:** Ranks second on the single season all-time kills list after tallying 588 in 2011 ... Sits in eighth place on the career kills list (1,459) ... Ranked second in the country and led the ACC with 5.03 kills per set ... Ranked second in the country and led the ACC with 5.70 points per set ... Accounted for a third of Tech's 1,541 kills (588) and 1,935 points (667) ... Started all 31 matches and tallied double-digit kills in every match ... Tallied 20-kills 13 times ... Recorded 10 double-doubles, including the first game of the season with 20 kills and 17 digs vs. Kansas State (Aug. 26) ... Put down a season-best 30 kills against Louisville (Aug. 27) ... Logged at least 20 kills in four straight games (Oct. 28 - Nov. 6) ... Registered 29 kills in a four set match at Maryland (Nov. 6) the highest kill total in a four set match by an ACC player this season.

**2010:** Led the league and was 18th in the nation with 4.31 kills per set ... Was the only player in the ACC to average over four kills per set and her 5.07 points per set ranked first and 13th, respectively ... Also had 1.96 digs per set and was eighth in the league with 0.28 service aces a set ... Had 101 total blocks





on the season, an average of 0.88 a set, and was second on the team with six double-doubles ... Set a career and season-high with 30 kills against Duke (Sept. 24) ... Had at least 20 kills in a match eight times ... Netted double figure kills in 29 of the 32 games on the season ... Recorded double figure kills in the final eight games of the year ... Notched a double-double on Senior Day with 19 kills and season best 21 digs vs. Clemson (Nov. 26) ... Tallied 37 kills and 22 digs in a weekend series in North Carolina (Nov. 19-21) ... Recorded 28 kills, three service aces and eight digs vs. Virginia and Virginia Tech (Nov. 12-14) ... Recorded a .303 hitting percentage off of a game-high 17 kills to go with four service aces, six digs and six blocks at No. 20 Florida State (Oct. 10) ... Named to the All-Tournament Team in each of the four tournaments that the Jackets played in.

**2009:** Started all 31 matches and played in all 116 sets ... Second on the team and seventh in the ACC averaging 3.07 kills per game ... Posted eight of the team's 14 double-doubles on the season ... Had 22 double-figure kills matches and went over 20 twice ... Third on the team with 56 assists and second in digs at 1.97 a set ... Also added 30 service aces and 90 total blocks, good for third-best on the squad ... Began her career in style with a double-double of 20 kills and 10 digs in a five-set win over Georgia (Aug. 28) ... Had a career-high 21 kills and 11 digs against Miami (Nov. 13) ... Hit a season-best .692 with nine kills and no errors against Virginia (Nov. 20) ... Had a career-high seven assists as well in the season-opening win against Georgia (Aug. 28) and her seven total blocks against Middle Tennessee State (Sept. 4) and Ohio (Sept. 5) were career-bests.

**High School/Club:** A second-team AVCA/Under Armour All-American in 2008 ... Four-year letterwinner for coach Barb Mason at Landmark Christian School ... Helped Landmark to four area championships (2005-08) and participated in the Georgia Senior All-Star Match in 2008 ... Tabbed the 2009 Gatorade Player of the Year for Georgia ... Earned first-team all-state accolades and was the Area 3 AA/A Player of the Year in 2008 ... Set the third-best mark in Georgia history with 5.70 kills per game as a senior while her 616 kills were the seventh-most in state history ... Finished her career with 1,380 kills, which is the ninth-most in the state of Georgia ... Also averaged 3.46 digs, 1.23 aces and 0.77 blocks per set as a senior ... Member of the High Honor Roll, Beta Club and National Honor Society as well as a Junior Marshall ... Member of the A5 club team out of Atlanta, Ga. ... Helped her squad to the 16U America division title at the 2007 Junior Olympic Championships, earning MVP honors in the process ... Became the first junior club player in state history to play for two national championship club teams when she led her squad to the 18U National division title at the 2008 Junior Olympic Championships ... Listed at No. 38 on PrepVolleyball.com's Senior Aces List and one of the nation's Top-50 Recruits by the same publication.

**Personal:** Monique Danielle Mead is the daughter of Al and Rochelle Mead ... Called "Mo" by her teammates ... Born June 15, 1991 in Riverdale, Ga. ... Has one older sister, Ashley ... Father is an associate pastor at New Hope Baptist Church and Paralympic gold and silver medalist that was inducted into the Georgia Sports Hall of Fame in 2006 ... Majoring in business administration.



## Monique Mead's Overall Statistics

	GP-MP	K	K/G	Pct	A	A/G	SA	SA/G	DIG	D/G	BS	BA	TB	B/G
<b>2009</b>	116-31	356	3.07	.205	56	0.48	30	0.26	228	1.97	6	84	90	0.78
<b>2010</b>	120-32	515	4.29	.232	38	0.32	33	0.28	246	2.05	10	92	102	0.85
<b>2011</b>	117-31	588	5.03	.214	37	0.32	29	0.25	300	2.56	8	84	92	0.79
<b>TOTAL</b>	353-94	1459	4.13	.218	131	.037	92	0.26	772	2.19	24	259	283	0.80



# Nicki Meyer

5-6 | Senior | Libero/DS

Gainesville, Fla. | Buchholz HS

#7

## Career Highs

**Kills:** n/a

**Attempts:** 2 at Virginia Tech  
(10/21/11)

**Hitting %:** n/a

**Digs:** 25, 2x last vs. Miami  
(11/18/11)

**Assists:** 7, 2x last at Boston  
College (11/4/11)

**Aces:** 3 at Wake Forest  
(9/24/11)

**Blocks:** 1 vs ORU (9/3/10)

## Honors and Awards

2011 ACC All-Academic Team

**2011:** Played in all 31 matches and tallied a team-best 428 digs ... Collected double-digit digs in 25 of 31 matches ... Posted a season-high 25 digs against NC State (Sept. 30) ... Put up 39 digs at the Courtyard Classic (Aug. 26-27) ... Registered 44 digs at the Rice Invitational (Sept. 2-3) ... Had at least 15 digs in 12 games ... Averaged 3.66 digs per set ... Recorded a season-best seven assists at Boston College (Nov. 4).

**2010:** Appeared in 30 matches and a total of 90 sets in 2010 ... Recorded 94 digs for an average of 1.00 a set and also dished out 11 assists ... Recorded 14 digs and two assists during a weekend series in North Carolina (Nov. 19-21) ... Saw time in all four sets against Miami (Nov. 6), registering six digs ... Played in all three sets against Florida State (Nov. 5), registering five digs and an assist ... Registered a career-high eight digs to go along with an assist against Duke (Oct. 30) ... Played in two sets against Middle Tennessee State (Oct. 26), notching four digs ... Saw action in all three sets against No. 20 Florida State (Oct. 10) registering four digs ... Played in five sets versus Miami (Oct. 8) while recording five digs and two assists ... Saw time in all five sets against Duke (Sept. 24) making three digs ... Played in five sets at the Bulldog Invitational earning the first service ace of her career, while making one dig ... Played in three sets at the KSU Invitational registering one dig ... Saw action in five sets against Alabama A&M and UAB at the Georgia Tech Courtyard Marriott Classic notching six digs and one assist.

**2009:** Played in four sets and recorded a dig against both Mercer (Aug. 29) and Austin Peay (Aug. 29).





**High School/Club:** Four-year letterwinner as a libero for coach Jeff Reavis at Buchholz High School in Gainesville, Fla. ... Helped Buchholz to the 6A state title in 2007 and a 22-8 finish in 2008, advancing to the region finals ... A second-team all-state selection as a senior ... Runner-up for The Gainesville Sun's large-school player of the year award in 2008 ... Set the school record for digs in a career at Buchholz ... Honor roll member ... Member of the Gainesville Junior club team ... The first Gainesville Juniors member to attend Georgia Tech ... Named a fifth-team Defensive Dandy by PrepVolleyball.com in 2008 and an honorable mention Defensive Dandy in 2007.

**Personal:** Nicole Lynn Meyer is the daughter of Shelley and Urban Meyer ... Goes by Nicki ... Born Sept. 20, 1990 in Fort Collins, Colo. ... In addition to Florida and Colorado, has lived in Indiana, Ohio and Utah ... Has two younger siblings, Gigi and Nate ... Gigi is a setter for the Florida Gulf Coast volleyball team ... Father was a 13th-round draft pick of the Atlanta Braves in 1982 and played two years of minor league ball ... He's currently the head football coach at Ohio State ... Majoring in business administration.



## Nicki Meyer's Overall Statistics

	GP-MP	K	K/G	Pct	A	A/G	SA	SA/G	DIG	D/G	BS	BA	TB	B/G
<b>2009</b>	4-4	0	0.00	.000	0	0.00	0	0.00	2	0.50	0	0	0	0.00
<b>2010</b>	94-30	0	0.00	.000	11	0.12	1	0.01	94	1.00	0	1	1	0.01
<b>2011</b>	117-31	0	0.00	-.250	101	0.86	17	0.15	428	3.66	0	0	0	0.00
<b>TOTAL</b>	<b>215-65</b>	<b>0</b>	<b>0.00</b>	<b>-.143</b>	<b>112</b>	<b>0.52</b>	<b>18</b>	<b>0.08</b>	<b>524</b>	<b>2.44</b>	<b>0</b>	<b>1</b>	<b>1</b>	<b>0.00</b>



# Kaleigh Colson

5-10 | Junior | Setter  
Austin, Texas | Westwood HS

#6



## Career Highs

**Kills:** 12 at Miami (10/16/11)  
**Attempts:** 15 at Miami (10/16/11)  
**Hitting %:** n/a  
**Digs:** 17, 2x last at Boston College (11/4/11)  
**Assists:** 59 at Rice (9/3/11)  
**Aces:** 5 vs. HBU (9/3/11)  
**Blocks:** 5 at Virginia Tech (10/21/11)

## Honors and Awards

2011 ACC All-Academic Team

**2011:** Tallied at least 40 assists in at least 10 matches and six of the last 10, including two more than 50-assist efforts ... Recorded her first career triple-double and the first for a Tech player since 2006 at No. 23 Miami (Oct. 16) with 34 assists, 11 digs and 12 kills ... Totaled nine double-doubles ... Notched her first career double-double with 29 assists and 13 digs against Houston Baptist at the Rice Invitational (Sept. 3) ... Registered a season-high 59 assists against Rice at the Rice Invitational (Sept. 3) ... Earned back-to-back double-doubles, dishing out 41 assists and 11 digs against Maryland (Oct. 7), and 22 assists and 12 digs vs. Boston College (Oct. 9) ... Logged back-to-back 40-assist double-doubles with 41 assists and 10 digs at Virginia Tech (Oct. 21), and 40 assists with 13 digs at Virginia (Oct. 22) ... Recorded 41 assists and a season-high 17 digs at Boston College (Nov. 4).

**2010:** Saw action against Wake Forest (Sept. 26) making one dig ... Saw action in two sets at the Clemson Classic registering one assist.

**High School:** Four-year letterwinner at Westwood High School ... In 2009, helped lead her team to a district championship and to the state quarterfinals ... Won area championships three times, including a regional quarterfinal appearance in 2008 and regional semi-final in 2007 ... Finalist in 2010 for the Andy Collins Award as National Setter of the Year and was a PrepVolleyball.com All-American in 2009 ... Honorable mention AVCA All-American in 2009, two-time Texas Sports Writer's Association All-State pick, two-time Austin American Statesman All-Central Texas first team and a three-time District 16-5A Outstanding Setter ... Other accolades include Texas Girl's Association All-State (2009), Lonestarvolleyball.com Texas's Most Outstanding Setter (2009), Lonestarvolleyball.com All-Texas (2009), Nike Pearlman VB Classic Tournament Most Outstanding Setter (2009) and Prepvolleyball.com Soph 79 (2007) ... Ranked third all-time nationally with 4,958 assists and holds school records for career aces (250), career assists (4,958), single-match assists (56 in 2006) and single-season assists (1,441 in 2009) ... Qualified for the Junior Olympics the past seven seasons and finished third in 2009 ... Also an Academic All-State in 2009, three-time Academic All-District and member of the National Honors Society ... Played for the Austin Juniors Club Team.

**Personal:** Kaleigh Marie Colson is the daughter of Jim and Pam Colson ... Born May 28, 1992 ... Has an older sister, Kristin Colson Thompson, who played volleyball at Liberty ... A management major.

## Kaleigh Colson's Overall Statistics

	GP-MP	K	K/G	Pct	A	A/G	SA	SA/G	DIG	D/G	BS	BA	TB	B/G
<b>2010</b>	3-2	0	0.00	.000	1	0.33	0	0.00	1	0.33	0	0	0	0.00
<b>2011</b>	80-23	100	1.25	.360	790	9.88	30	0.38	198	2.47	2	36	38	0.47
<b>TOTAL</b>	83-25	100	1.20	.358	791	9.53	30	0.36	199	2.40	2	36	38	0.46





# Quinn Evans

6-3 | Junior | Middle Blocker

San Antonio, Texas | Alamo Heights HS

#4

## Career Highs

**Kills:** 12 vs. NC State  
(9/30/11)

**Attempts:** 25 vs. NC State  
(9/30/11)

**Hitting %:** .440 vs. NC State  
(9/30/11)

**Digs:** 15 at Boston College  
(11/4/11)

**Assists:** 1, 6x

**Aces:** 3 at Maryland (4/6/11)

**Blocks:** 7 at Virginia  
(10/22/11)

**2011:** Played in 22 matches, making 19 starts ... Recorded the third-best attacking percentage (.257) on the team ... Notched a season-high 12 kills and 14 points against NC State (Sept. 30) ... Registered nine kills to go along with four blocks in a win at No. 23 Miami (Oct. 16) ... Rejected a career-best six balls against Virginia (Oct. 22) ... Tallied seven kills, five digs and four blocks at Boston College (Nov. 4) ... Logged three kills, three service aces, four digs and two blocks at Maryland (Nov. 6).

**2010:** Did not play.

**High School:** Four-year letter winner and two time MVP and captain at Alamo Heights High School ... On the prepvolleyball.com 2010 list of "Senior Aces" ... In 2006, 2007, 2008 and 2009 led team in both blocks and kill percentage while helping to win a district championship in 2007 and 2008 ... In 2006, became the first freshman in school history to earn a varsity letter ... Went on to be a four-year starter and two-time team captain ... Named to the all-state team in 2008 and 2009, as well as all-state academic team in 2009 ... Three-time, first-team all-district and all-district academic selection ... Was on the "Soph 79" and "Frosh 59" teams by prepvolleyball.com and has been a three-time San Antonio Express "High School Player to Watch" ... In 2007, had the third highest kills percentage (.431) of any player in the San Antonio area and was invited to the USA Volleyball High Performance Developmental Camp ... Played with the Alamo Kaepa club team and helped lead her team to 23rd-place finish in 2010 at Junior Nationals in the Open Division ... In 2009 as team captain, she helped her team to a second place finish at AAU Nationals and a 15th place finish at Junior Nationals Open Division ... Also lettered in basketball and track ... Excelled in the classroom having been on the honor roll all four years and is a two-time member of the National Honor Society.

**Personal:** Quinn Marie Evans is the daughter of Mark and Jenny Evans ... Born Nov. 5, 1991 ... Has one sibling, Sloan ... Fluent in Spanish and was a member of the first class in the Spanish Immersion Program at Alamo Heights ISD ... From first through fifth grades, all her core classes were taught in Spanish only ... A BSBA major.



## Quinn Evans' Overall Statistics

	GP-MP	K	K/G	Pct	A	A/G	SA	SA/G	DIG	D/G	BS	BA	TB	B/G
<b>2010</b>	1-1	0	0.00	.000	0	0.00	0	0.00	1	1.00	0	0	0	0.00
<b>2011</b>	76-22	106	1.39	.257	6	0.08	12	0.16	36	0.47	13	59	72	0.95
<b>TOTAL</b>	<b>77-23</b>	<b>106</b>	<b>1.38</b>	<b>.257</b>	<b>6</b>	<b>0.08</b>	<b>12</b>	<b>0.16</b>	<b>37</b>	<b>0.48</b>	<b>13</b>	<b>59</b>	<b>72</b>	<b>0.94</b>



## Ivona Kolak

5-11 | Junior | Outside Hitter

Tourist Management and Hospitality School

Kastel Gomilica, Croatia

# #10

### Career Highs

**Kills:** 11, 2x last vs. Wake Forest (10/28/11)

**Attempts:** 32 at Virginia (10/22/11)

**Hitting %:** .409 vs. Duke (10/30/11)

**Digs:** 9 at Miami (10/16/11)

**Assists:** 4 at Miami (10/16/11)

**Aces:** n/a

**Blocks:** 3 at Boston College (11/4/11)

**2011:** Registered the fourth-most kills on the squad (124) ... Earned her first start of the season at No. 21 Florida State (Oct. 14) where she put down eight kills and six digs ... Tallied eight kills in a win at No. 23 Miami (Oct 16) ... Logged back-to-back 10-kill efforts with 11 kills at Virginia Tech (Oct. 21) and 10 kills at Virginia (Oct. 22) ... Recorded another weekend of back-to-back 10-kill efforts with 11 kills against Wake Forest (Oct. 28) and 10 kills vs. Duke (Oct. 30) ... Tallied seven kills to go along with three digs at Maryland (Nov. 6).

**2010:** Saw action in one game at the Clemson Classic ... Saw time in one set at the Georgia Tech Courtyard Marriott Classic registering two kills in two attempts.

**High School:** Played seven seasons on the OK Marina Kastela Club Team while attending the Tourist Management and Hospitality School ... In 2008, helped lead her club to a third-place finish at the Under-18 National Championship and fourth place in the I.B. League ... In 2010, was part of a second-place finish in the I.B. League ...

Recipient of the 2007-2008 Best Student in the Generation Award and also named Best Student in the Class for 2008-09 ... In 2008 and 2009, was invited to the extended Croatian national team ... In 2009, helped lead club to a third place finish at I.B League ... In 2009, received award for young perspective (promising) volleyball player.

**Personal:** Ivona Kolak is the daughter of Nediljko and Ivanka Kolak ... Born Sept. 30, 1991 ... Has an older sister, Ana ... A management major.



### Ivona Kolak's Overall Statistics

	GP-MP	K	K/G	Pct	A	A/G	SA	SA/G	DIG	D/G	BS	BA	TB	B/G
<b>2010</b>	2-2	2	1.00	1.000	0	0.00	0	0.00	0	0.00	0	0	0	0.00
<b>2011</b>	64-19	124	1.94	.176	9	0.14	0	0.00	52	0.81	1	8	9	0.14
<b>TOTAL</b>	<b>66-21</b>	<b>126</b>	<b>1.91</b>	<b>.181</b>	<b>9</b>	<b>0.14</b>	<b>0</b>	<b>0.00</b>	<b>52</b>	<b>0.79</b>	<b>1</b>	<b>8</b>	<b>9</b>	<b>0.14</b>





# Jennifer Percy

6-2 | Junior | Outside Hitter

Mobile, Ala. | St. Paul's Episcopal School

## #20



### Career Highs

**Kills:** 15 vs. Miami (11/18/11)

**Attempts:** 42 vs. Miami (11/18/11)

**Hitting %:** .500, 2x last at Virginia (10/22/11)

**Digs:** 6 vs. Miami (11/18/11)

**Assists:** 2, 2x last at UNC (11/11/11)

**Aces:** n/a

**Blocks:** 5 at Kansas State (9/4/10)

### Honors and Awards

2010 Academic All-ACC

2010 ACC All-Freshmen Team

**2011:** Played in 30 matches ... Posted 10 kills against Kansas State (Aug. 26) ... Managed 240 kills, 43 blocks and added 66 digs ... Tallied double-digit kills in 10 matches, including a season-high 15 against Miami (Nov. 18) ... Collected more than 10 kills in three straight games (Nov. 13-19) ... Logged 12 kills, four digs and three blocks at Wake Forest (Sept. 24) ... Rocketed eight kills, four digs and one block at Maryland (Nov. 16).

**2010:** Averaged 2.15 kills per set in her freshman season ... Averaged 0.31 blocks and 0.41 digs while playing in 96 total sets ... She had eight double-figure kill performances ... Notched 12 kills in the season final vs. Clemson (Nov. 26) adding three digs ... Tallied 19 kills and four digs against North Carolina and NC State (Nov. 19-21) ... Recorded six kills, two digs and a block in three sets against No. 20 Florida State (Oct. 10)...Tallied 16 kills and .394 hitting percentage for the Jackets against Miami (Oct. 8) while also recording five digs... Notched 13 kills for a .345 hitting percentage against Virginia Tech (Oct. 2) also making three digs and a block ... Recorded 17 kills for a .353 hitting percentage, four digs and two blocks against Virginia (Oct. 1) ... Played in four of the five sets against Duke (Sept. 24) recording four kills and one dig ... Named to the Clemson Classic All-Tournament team after tallying 29 kills for a .325 hitting percentage, four blocks and six digs ... Played in all 11 sets at the Bulldog Invitational making her first career start against Georgia while recording 16 kills, four blocks and three digs on the weekend.

**High School:** Four-year letterwinner at St. Paul's Episcopal School ... Ranked 69th on the prepvolleyball.com list of "Senior Aces" ... Led team to three state championships and a trip to the championship game in 2009 where she had 21 kills and 10 digs ... An all-state pick four times, including first-team in each of her last two years ... MVP of the South team in the 2009 Alabama North-South All-Star game and is a four-time state all-tournament, all-county and Area Super 12 teams (three on first-team) ... Also a decorated swimmer and has been a two-time all-state and all-county performer ... Made the 2008 USA Volleyball Junior A1 camp and has played her club ball with Club Bomba ... Member of the Dean's List.

**Personal:** Jennifer Bailey Percy is the daughter of James and Martha Percy ... Born Oct. 5, 1991 ... Has an older sister, Kristina, who graduated from Auburn University with a degree in Accountancy ... A management major.

### Jennifer Percy's Overall Statistics

	GP-MP	K	K/G	Pct	A	A/G	SA	SA/G	DIG	D/G	BS	BA	TB	B/G
<b>2010</b>	101-30	218	2.16	.208	3	0.03	0	0.00	42	0.42	6	27	33	0.33
<b>2011</b>	115-31	240	2.09	.182	16	0.14	0	0.00	66	0.57	13	30	43	0.37
<b>TOTAL</b>	<b>216-61</b>	<b>458</b>	<b>2.12</b>	<b>.194</b>	<b>19</b>	<b>0.09</b>	<b>0</b>	<b>0.00</b>	<b>108</b>	<b>0.50</b>	<b>19</b>	<b>57</b>	<b>76</b>	<b>0.35</b>



# Courtney Felinski

6-1 | Sophomore | Outside Hitter  
Magnolia, Texas | Magnolia HS

#9

## Career Highs

**Kills:** 9 at Rice (9/3/11)

**Attempts:** 38 vs. NC State (9/30/11)

**Hitting %:** .138 at Rice (9/3/11)

**Digs:** 2, 4x

**Assists:** 1 at Rice (9/3/11)

**Aces:** n/a

**Blocks:** 2, 3x last vs. NC State (9/30/11)

**2011:** Earned the first start of her career at Rice (Sept. 3) notching a season-high nine kills, two digs and two blocks ... Nailed eight kills for a .312 attacking percentage against Samford (Sept. 10) ... Had eight kills in a start against NC State (Sept. 30) ... Registered seven kills against North Carolina (Oct. 1).

**High School:** Four-year letterwinner at Magnolia High School ... In 2008, led team to a Region 3 4A championship and a state final four appearance ... Three-time area and two-time district champion, as well as a regional semifinalist in 2010 ... Started every varsity match in her final three seasons and totaled 520 kills her junior and senior year ... Named to the 2010 Pearland, Byron Nelson and Duncanville All-Tournament teams ... Three-time academic all-district and first-team all-district ... 2009 and 2010 all-county ... 2010 UnderArmour All-American, academic all-state and TSWA All-State and All-Greater Houston team ... 2009 Defensive Player of the Year ... Graduated Distinguished Magna Cum Laude and was Class Secretary from 2007-11 ... Member of the National Honors Society, HOBY Leadership Ambassador, Rotary Youth Leadership Ambassador and four-year member of the honor roll ... Played for the Texas Elite club team.



**Personal:** Courtney Reigh Felinski is the daughter of Bill and Coni Felinski ... Born Oct. 4, 1992, in Wichita Falls, Texas ... Father played football at East Texas State University for two seasons ... Hopes to pursue a career in advertising ... Chose to attend Georgia Tech because it is a great school academically, the awesome coaching staff and team and everything about the school fits her perfectly ... Lists hobbies as reading, playing the guitar, longboarding and ultimate frisbee ... A science, technology and culture major.

## Courtney Felinski's Overall Statistics

	GP-MP	K	K/G	Pct	A	A/G	SA	SA/G	DIG	D/G	BS	BA	TB	B/G
<b>2011</b>	<b>26-11</b>	<b>43</b>	<b>1.65</b>	<b>.121</b>	<b>1</b>	<b>0.04</b>	<b>0</b>	<b>0.00</b>	<b>9</b>	<b>0.35</b>	<b>0</b>	<b>9</b>	<b>9</b>	<b>0.35</b>
<b>TOTAL</b>	<b>26-11</b>	<b>43</b>	<b>1.65</b>	<b>.121</b>	<b>1</b>	<b>0.04</b>	<b>0</b>	<b>0.00</b>	<b>9</b>	<b>0.35</b>	<b>0</b>	<b>9</b>	<b>9</b>	<b>0.35</b>





# Zoey Morton

5-9 | Sophomore | Defensive Specialist/Libero  
Atlanta, Ga. | Woodward Academy

## #1

### Career Highs

**Kills:** 1, 2x last at Maryland (11/6/11)  
**Attempts:** 2, 3x last at Wake Forest (9/24/11)  
**Hitting %:** n/a  
**Digs:** 12 vs. UTSA (9/2/11)  
**Assists:** 2, 4x  
**Aces:** 2, 3x last vs. Duke (10/30/11)  
**Blocks:** n/a

**2011:** Averaged 1.27 digs per set with 146 total digs ... Tallied a season-high 12 digs against UTSA (Sept. 2) ... Posted her first collegiate kill at Wake Forest (Sept. 24) ... Collected 10 digs at Virginia Tech (Oct. 21).

**High School:** Four-year letterwinner at Woodward Academy where she helped lead team to AAA state championship in 2008, 2009 and 2010 ... Top 41 finalist for National Player of the Year as a senior ... Three-time first-team all-area and two-time all-state, All-American, All-Area Player of the Year and first-team "Dandy Lions" ... 2010 Georgia AAA Player of the Year ... Recognized on the PrepVolleyball.com Frosh 59 team as well as a top 25 finalist for National Sophomore of the Year and top 35 finalist for National Junior of the Year ... Participated in the 2010 GHSA Senior All-Star game ... Member of the National Honors Society ... Graduated summa cum laude and recipient of the school's President's Award and Tyler Brown Award ... Peer Leader and member of the Honor Council and Discipline Board.



**Personal:** Zoey Pait Morton is the daughter of Ken and Amanda Morton ... Born Nov. 30, 1992 in Atlanta, Ga. ... Sister of Tyler and Sydney ... Chose to attend Georgia Tech because of the quality of academics and volleyball as well as the great personalities of her teammates and coaches ... Says her most memorable non-athletic achievement was receiving the Woodward Way Award, given to the student who excels in all aspects of school and activities like academics, art, athletics and friendship ... Majoring in mechanical engineering.

### Zoey Morton's Overall Statistics

	GP-MP	K	K/G	Pct	A	A/G	SA	SA/G	DIG	D/G	BS	BA	TB	B/G
<b>2011</b>	<b>115-31</b>	<b>2</b>	<b>0.02</b>	<b>.000</b>	<b>13</b>	<b>0.11</b>	<b>12</b>	<b>0.10</b>	<b>146</b>	<b>1.27</b>	<b>0</b>	<b>0</b>	<b>0</b>	<b>0.00</b>
<b>TOTAL</b>	<b>115-31</b>	<b>2</b>	<b>0.02</b>	<b>.000</b>	<b>13</b>	<b>0.11</b>	<b>12</b>	<b>0.10</b>	<b>146</b>	<b>1.27</b>	<b>0</b>	<b>0</b>	<b>0</b>	<b>0.00</b>



## Callie Bivings

5-11 | Freshman | Setter  
Norcross, Ga. | Wesleyan HS

**#14**

**High School:** Lettered all four seasons under Ted Russell at Wesleyan High School ... Two-time captain helped her team earn the 2009 state championship, as well as the 2008 and 2009 area championships and 2008-10 Gwinnett County Championships ... Named to the first team all-county, all-area and all-state as a setter during her senior year by the Georgia High School Association ... Tabbed a senior all-star by the GHSA ... A two-year letterwinner in track and field.

**Personal:** Callie Lanier Bivings is the daughter of Lanier and Robin Bivings ... Born March 8, 1994 ... Has a younger sister, Emma ... A black belt in Tae Kwon Do ... Chose Tech because of the academic challenge, the volleyball program's great reputation and the overall campus atmosphere ... Majoring in international affairs and modern languages.



## Chanell Clark-Bibbs

6-1 | Freshman | Middle Blocker  
Houston, Texas | Cypress Falls HS

**#15**

**High School:** The No. 25 ranked recruit in the country according to PrepVolleyball.com ... Named to Volleyball Magazine's Fab 50 recruit list ... Four-year letterwinner at Cypress Falls High School in Houston, Texas ... One of ESPN's high school volleyball Top-100 senior aces ... A Houston area all-district first team in 2009 ... Named a Texas All-State selection by the Texas Girls Coaches Association Volleyball Committee her senior season ... A 2010 Cy Fair ISD Academic All-District in her junior season.

**Personal:** Chanell J. Clark-Bibbs is the daughter of Harry Bibbs and Kathy Clark ... Born April 3, 1994 ... Has two older sisters, Monica and Maria, and one older brother Jamel ... Chose to attend Tech because of the education programs and the opportunity to grow as a player and person ... Major is undecided.





## Ashtaan Horton

6-2 | Redshirt Freshman | Middle Blocker  
Cedar Hill, Texas | Cedar Hill HS

#3

2011: Redshirted.

**High School:** Four-year letterwinner at Cedar Hill High School where she helped lead team to a Texas District 7-5A championship in 2008 ... Also in 2008 set the school record for most blocks in a single season ... Four-time all-district honoree ... District's Most Outstanding Attacker in 2009 and the district's Most Outstanding Blocker in 2008 ... As a freshman in 2007, was the recipient of team's "Newcomer of the Year" award ... On the 2010 AVCA UnderArmour All-America Watch List and was also named the 2009 Prepvolleyball.com Classic's Outstanding Blocker ... A member of Prepvolleyball.com's Soph 79 high honorable mention list, she was also a bronze medalist at the 2008 Junior Olympics ... Texas Scholar and member of the Student Council, FCA, PTSA and FFA ... Played club ball with MadFrog.

**Personal:** Ashton RaVonne Horton is the daughter of Raymond and Janice Horton ... Born Sept. 19, 1992 in Lancaster, Texas ... Sister of Ashaad and Ashlaa ... Sister, Ashlaa, played basketball at Texas A&M from 2005-08 ... Father, Raymond, played basketball at Amarillo Junior College (1979-81) and then Iona (1981-83) ... Career goal is to be a veterinarian ... A biology major.



## Wimberly Wilson

5-8 | Freshman | Defensive Specialist/Libero  
Marietta, Ga. | Pope HS

#12

**High School:** Three-time letterwinner and captain under the direction of Bryan Jones at Pope High School ... Helped her team to the 2009 5A and the 2010 and 2011 4A state championships ... Led the Pope High Greyhounds with 386 digs in 2011 ... Team was No. 8 in the country her senior year ranked by PrepVolleyball.com ... Named to the 2011 all-county, all-area, all-state and senior all-star teams by the GHSA ... A PrepVolleyball.com Academic All-American and participated in the 2011 Georgia Senior All-Star game ... Member of the Spanish Honors, the Science Honors and the National Honors Societies.

**Personal:** Wimberly Owens Wilson is the daughter of Skip and Dixie Wilson ... Born Dec. 2, 1993 ... Has a younger brother, John ... Can play the ukulele ... Drawn to Georgia Tech because of the beautiful campus and quality education ... Her grandfather Norman Wilson played football for Tennessee in 1955 ... Majoring in international affairs and modern languages.



## Head Coach Tonya Johnson

### Fourth Season LSU, 1993

After three campaigns at Georgia Tech, Johnson has amassed an overall record of 54-40 (.574). In 2011, she aided Monique Mead to her third consecutive All-American Honorable Mention accolade, as well as COBRA Magazine

All-National honors.

In addition, Johnson was named a co-head coach of the 2012 U.S. Volleyball National A2 team. The squad competed in the A2 Championships and earned the silver medal.

In 2010, Tech finished 18-14 and 11-9 in the ACC. Four more players earned all-conference honors, while senior Mary Ashley Tippins and Mead earned honorable mention All-American accolades. In addition, Mead was named to the U.S. Volleyball Women's National A2 Program roster for the second straight season.

Johnson immediately won over Georgia Tech fans as the Jackets topped rival Georgia in a five-set thriller in her first career match as a head coach in 2009. Later in the season, the Yellow Jackets handed ACC champion and NCAA national seed Florida State its only conference loss of the season. The win was Tech's first on the road against a ranked team since 2003. The Yellow Jackets finished in the top of the ACC in nearly every statistical category including second in assists, third in kills and fourth in hitting percentage. Defensively, Tech allowed the second-fewest kills, assists and digs in the league.



Furthermore in her inaugural campaign, Johnson led the Yellow Jackets to a 21-10 record and their first trip to the NCAA Tournament since 2004. Under Johnson, the Jackets finished third in the ACC after being picked eighth in the preseason poll with a 15-5 conference record. Johnson coached two AVCA honorable mention All-Americans, the ACC Freshman of the Year and three All-ACC picks.

The Zachary, La. native was named the seventh head volleyball coach in Georgia Tech history on January 9, 2009. She was an assistant coach under Jerrett Elliott at Texas for five years before being promoted to associate head coach in 2008. She helped guide the Longhorns to the 2008 NCAA Final Four following back-to-back Regional Final appearances in 2006 and 2007.

An excellent recruiter on the national level, Johnson helped Elliott land the nation's second-ranked recruiting classes in three consecutive seasons (2006-08). Texas' 2009 recruiting class was also expected to be among the country's best, with the signing of the nation's top- and fifth-ranked prep players. A Longhorn has earned the Big 12's Conference Freshman of the Year honor each of Johnson's last three seasons there, one of whom was also named the National Freshman of the Year.



In addition to serving as the recruiting coordinator, Johnson worked with the Longhorns' outside hitters, three of whom received All-America accolades over her three seasons at Texas. Juliann Fautette, the National Freshman of the Year in 2007, was tabbed a first-team AVCA All-American in 2007 after receiving first team Big 12 honors as a freshman. Ashley Engle, a right-side hitter that earned Big 12 Freshman of the Year honors in 2006, was named a first-team AVCA All-American in 2008 after being tabbed to the AVCA All-America second team in 2006, and Olympian Destinee Hooker received first-team AVCA All-America honors in 2008 after earning second-team accolades in 2007 and honorable mention recognition in 2006.

Prior to her arrival at Texas in 2003, Johnson served as the top volleyball assistant at LSU from 1998-2003 under Fran Flory, where she was responsible for the majority of the Tigers' recruiting efforts. Johnson began her collegiate coaching career as an assistant under Flory at Kentucky in 1995.

Johnson was a four-year letterwinner at LSU from 1987-90, helping the Tigers to Southeastern Conference titles in 1989 and 1990. She led her Tiger team to the NCAA Final Four her senior year after LSU advanced to the NCAA Sweet 16 in 1989. Prior to joining the collegiate coaching ranks, Johnson taught at Wellington Landings Middle School in Boca Raton, Fla., while serving as an assistant coach at Olympic Heights High School and coaching the Florida Gold Coast club team.



Johnson talks with All-American Monique Mead.

## The Johnson File

Name: Tonya Doral Johnson  
 Birthdate: September 1, 1968  
 Hometown: Zachary, La.  
 College: LSU, 1993

## Head Coaching Record

Year	Overall	Pct.	ACC	Pct.
2009	21-10	.677	15-5	.750
2010	18-14	.563	11-9	.550
2011	15-16	.484	8-12	.400
	54-40	.574	34-26	.567

## College Coaching Experience

2009-Present - Head Coach, Georgia Tech  
 2003-2008 - Assistant Coach, Texas  
 1998-2003 - Assistant Coach, LSU  
 1995-97 - Assistant Coach, Kentucky

## College Playing Experience

1987-90 Outside Hitter, LSU





## Assistant Coach Craig Bere

### Fourth Season Morehead State, 1995

Craig Bere is now in his fourth season as an assistant coach at Georgia Tech.

The 2011 Tech team finished 15-16 and 8-7 in ACC play. Bere helped Monique Mead to her third consecutive All-American Honorable Mention accolade, as well as COBRA Magazine All-National honors.

Tech finished the 2010 season 18-14 and 11-9 in the ACC. Four more players earned all-conference honors, while senior Mary Ashley Tippins and Mead earned honorable mention All-American accolades. In addition, Mead was named to the U.S. Volleyball Women's National A2 Program roster for the second straight season.

In his first season in Atlanta, the Yellow Jackets compiled a 21-10 record and earned their first trip to the NCAA Tournament since 2004. The Jackets finished third in the ACC after being picked eighth in the preseason poll with a 15-5 conference record. Bere coached two AVCA honorable mention All-Americans, the ACC Freshman of the Year and three All-ACC picks.

Prior to arriving at Georgia Tech, Bere spent two seasons on the Louisville staff following a successful stint as an assistant at LSU from 2004-2006. He was a part of an NCAA Tournament team in both seasons at Louisville and his first season at Georgia Tech. In his final season at Louisville, the Cardinals received an automatic bid to the NCAA Tournament by capturing the 2008 BIG EAST title, one year after finishing as the runner-up in the 2007 BIG EAST Tournament.

Prior to his appointment at Louisville, Bere was responsible for game strategy, recruiting and practice planning for three years under LSU head coach Fran Flory. He helped guide the Tigers back to the NCAA Tournament in 2005 following a 13-year hiatus, while LSU captured a share of its first Southeastern Conference Western Division title in school history the same season. The following year, LSU repeated as SEC Western Division champions and made a return trip to the NCAA Tournament.

Under his tutelage, setters Daniela Romero and Heather Fierce both ranked in the top 10 in the league in assists per game, while LSU posted the fourth-best hitting percentage in the SEC in 2005.

Bere returned to Division I volleyball at LSU following a successful stint as the head coach at Southern Indiana, where he posted a 47-17 record in two seasons. He guided the Screaming Eagles to their first bid in the NCAA Division II Tournament after capturing the Great Lakes Valley Conference tournament crown in 2002, and came within three points of a repeat GLVC title and tournament berth the following season. His .734 winning percentage at Southern Indiana still ranks as the third-best winning percentage in the school's history.

Southern Indiana setter Kim Boehmer became the first Screaming Eagle to receive All-America honors when she was named to the honorable mention squad in Bere's first season at USI. She also received first-team All-GLVC honors in 2002 and 2003, while Kristi Kavanaugh earned first-team CoSIDA Academic All-America honors under Bere.

Bere began his coaching career at Morehead State, where he served as a student assistant in 1993 before being promoted to full-time assistant coach for the 1994 season. While on staff with the Eagles, Morehead State captured the 1993 Ohio Valley Conference Tournament title and finished as the runner-up in the regular season OVC race in 1994. The Eagles also returned to the title match of the 1995 OVC Tournament, taking runner-up honors.

Following his tenure at Morehead State, Bere joined the Mississippi State staff, where he served as an assistant coach from 1997-2001. There he was responsible for coordinating the Bulldog defense while working closely with Mississippi State's outside hitters. Bere also headed up the team's recruiting efforts while performing additional administrative duties off the court.

A native of Louisville, Kentucky, Bere attended Morehead State, where he was a three-year letterwinner on the Eagle football team and a six-year member of the men's volleyball club team. Bere earned his degree in Health from Morehead State in 1995 and went on to receive his Masters in Health, Physical Education and Recreation in 1997.

A member of the American Volleyball Coaches Association, Bere has served as a camp instructor in summer volleyball camps in Alabama, Indiana, Kentucky, Louisiana and Michigan. He is married to the former Shannon Krebs, and the couple has one son, Blake.







## Assistant Coach Ed Tolentino

### Fourth Season Detroit Mercy, 1997

Ed Tolentino is now in his fourth season as an assistant coach at Georgia Tech. The 2011 Tech team finished 15-16 and 8-7 in ACC play. Bere helped Monique Mead to her third consecutive All-American Honorable Mention accolade, as well as COBRA Magazine All-National honors.

In 2010, Tech finished 18-14 and 11-9 in the ACC. Four more players earned all-conference honors, while senior Mary Ashley Tippins and sophomore Monique Mead earned honorable mention All-American accolades. In addition, Mead was named to the U.S. Volleyball Women's National A2 Program roster for the second straight season.

In his first season in Atlanta, the Yellow Jackets compiled a 21-10 record and earned their first trip to the NCAA Tournament since 2004. The Jackets finished third in the ACC after being picked eighth in the preseason poll with a 15-5 conference record. Tolentino coached two AVCA honorable mention All-Americans, the ACC Freshman of the Year and three All-ACC picks.

Prior to arriving at Georgia Tech, Tolentino spent three seasons as an assistant volleyball coach at Madonna University in Livonia, Mich., where he helped guide the Crusaders to three Wolverine-Hoosier Athletic Conference tournament and regular season titles, as well as a trio of NAIA National Championship appearances. Under his tutelage, three Crusaders earned WHAC Player of the Year honors, one was named the WHAC Libero of the Year and another received WHAC Freshman of the Year accolades. He also coached the runner-up for the 2007 NAIA National Libero of the Year award in addition to six All-America and 14 All-WHAC honorees. Madonna University posted a 108-27 overall record and went 37-3 in conference matches during his three-year stint, while finishing all three seasons ranked among the top-25 in the nation, including a final ranking of No. 10 in 2008.

Before working at Madonna, Tolentino served as an interim assistant volleyball coach at the University of Michigan in 2005, where he assisted in player development and recruiting while coordinating scouting reports.

Tolentino joined the staff of Premier Volleyball and M-Junior Volleyball in January, 2005, serving as head tier trainer for Premier for four years and director of M-Juniors for the last three.

Before joining the staff at Premier Volleyball, Tolentino was an assistant coach at Michigan State University, where he assisted with all aspects of the program, including coordinating travel and scouting reports while assisting in development and recruiting.



His stint in East Lansing came after spending two seasons as an assistant coach at Eastern Michigan, where he helped guide the Eagles to a pair of MAC Tournament appearances and a 27-7 record in 2002.

After spending two years (1997-98) as an assistant coach at Oakland University, Tolentino was promoted to head coach - a position he held for three seasons before joining the Eastern Michigan volleyball staff.

Tolentino began his coaching career at Bishop Foley High School in Madison Heights, Mich., where he served as the head varsity volleyball coach from 1994-96. He was a brief member of the Cranbrook Kingswood volleyball staff in early 1997 before earning his first collegiate coaching role at Oakland later the same year.

Between his assistant and head coaching positions at Oakland, Tolentino spent 10 months as a certified athletic trainer with the Detroit Tigers' Gulf Coast League team. He is currently a member of the American Volleyball Coaches Association (AVCA) and National Athletic Trainers Association (NATA).

Tolentino began his college career as a setter and defensive specialist at Macomb College before transferring to the University of Detroit Mercy, where he earned his degree in sports medicine in 1997.



## Volunteer Assistant Coach Brian Kues

Second Season  
Ohio State, 2010

Brian Kues, a four-year letterwinner as a libero/serving specialist at The Ohio State University enters his second season as a volunteer assistant coach at Georgia Tech.

Kues helped lead the Buckeyes to three NCAA men's volleyball Final Four's, four MIVA regular season championships and three MIVA tournament titles. He graduated from OSU in June, 2010 Summa cum Laude with a bachelor's degree in Industrial and Systems Engineering. Kues is currently pursuing a PhD in Industrial Engineering at Georgia Tech with a specialization in Economic Decision Analysis.

Kues was a four-time MIVA and Big-Ten All-Academic recipient as well as a two-time Big Ten Distinguished Scholar. He was on the Engineering Dean's List 12 different quarters and was a Ralph G. and Doris A. Woodley Scholar twice.



### Coaching and Support Staff



L to R: Athletic Trainer Carla Gilson, Assistant Coach Ed Tolentino, Assistant Coach Craig Bere, Head Coach Tonya Johnson, Volunteer Assistant Coach Brian Kues and Strength Coach Scott McDonald.



# 2011 Season Recap

## RESULTS

15-16 Overall • 8-12 ACC (T-7th)  
Home: 8-7 • Away: 5-8 • Neutral: 2-1

Date	Opponent	Score	Score-by-game	Attendance
!Aug. 26	KANSAS STATE	W, 3-1	19-25, 25-15, 25-23, 27-25	1011
!Aug 27	TENNESSEE TECH	W, 3-0	25-11, 25-17, 25-12	1009
!Aug 27	LOUISVILLE	W, 3-2	12-25, 15-25, 25-19, 25-21, 15-11	1009
@Sept. 2	UTSA	L, 1-3	20-25, 32-30, 20-25, 13-25	–
@Sept. 3	HBU	W, 3-0	25-15, 26-24, 28-26	–
@Sept. 3	at Rice	L, 2-3	25-21, 23-25, 25-19, 15-25, 11-15	485
#Sept. 9	GEORGIA	W, 3-0	25-23, 25-19, 25-22	1384
#Sept. 10	MERCER	W, 3-0	25-15, 26-24, 28-26	683
#Sept. 10	SAMFORD	L, 1-3	20-25, 23-25, 26-24, 18-25	683
^Sept. 15	vs. Furman	W, 3-1	17-25, 25-19, 25-22, 29-27	124
^*Sept. 16	at Clemson	L, 0-3	17-25, 18-25, 20-25	1904
*Sept. 23	at Duke	L, 0-3	10-25, 22-25, 26-28	2121
*Sept. 24	at Wake Forest	W, 3-1	17-25, 25-14, 25-23, 25-12	247
*Sept. 30	NC State	L, 2-3	25-20, 25-20, 23-25, 22-25, 18-20	1109
*Oct. 1	NORTH CAROLINA	L, 0-3	26-28, 18-25, 25-27	854
*Oct 7	MARYLAND	W, 3-1	22-25, 25-19, 25-11, 25-12	1076
*Oct. 9	BOSTON COLLEGE	W, 3-0	25-12, 25-21, 25-22	732
*Oct. 14	at No. 21 FSU	L, 0-3	19-25, 23-25, 21-25	745
*Oct. 16	at No. 23 Miami	W, 3-1	11-25, 25-22, 25-20, 25-21	617
*Oct. 21	at Virginia Tech	W, 2-3	25-23, 20-25, 17-25, 25-11, 8-15	617
*Oct. 22	at Virginia	W, 3-1	25-21, 25-20, 19-25, 25-17	544
Oct. 26	at MTSU	L, 1-3	25-17, 18-25, 15-25, 22-25	503
*Oct 28	WAKE FOREST	W, 3-0	25-19, 25-23, 25-20	774
*Oct. 30	DUKE	L, 1-3	22-25, 21-25, 25-15, 20-25	852
*Nov. 4	at Boston College	W, 3-1	19-25, 25-18, 25-14, 25-21	204
*Nov. 6	at Maryland	W, 3-1	25-21, 18-25, 25-23, 25-15	267
*Nov. 11	at North Carolina	L, 1-3	13-25, 23-25, 26-24, 20-25	1735
*Nov. 13	at NC State	L, 0-3	16-25, 22-25, 16-25	483
*Nov. 18	No. 22 MIAMI	L, 2-3	25-22, 20-25, 25-20, 15-25, 11-15	1012
*Nov. 19	No. 21 FSU	L, 1-3	20-25, 25-17, 20-25, 15-25	1334
*Nov. 23	CLEMSON	L, 0-3	22-25, 24-26, 19-25	859

!-Courtyard Marriott Classic, Atlanta, Ga.

@-Rice Tournament, Houston, Texas.

#-Georgia Tech Regency Suites Invitational, Atlanta, Ga.

^Clemson Tournament, Clemson, S.C.

\* Indicates Atlantic Coast Conference match

## HONORS

### AVCA ALL-AMERICA

Monique Mead, RH..... Honorable Mention

### ALL-ATLANTIC COAST CONFERENCE

Monique Mead, RH

### AVCA ALL-EAST REGION

Monique Mead, RH.....1st Team

### ACADEMIC ALL-ACC VOLLEYBALL TEAM

Kaleigh Colson, Susan Carlson, Monique Mead, Nicki Meyer

### ACC HONOR ROLL

Susan Carlson, Kaleigh Colson, Annie Czarnecki, Courtney Felinski, Bailey Hunter, Ivona Kolak, Monique Mead, Nicki Meyer, Zoey Morton, Ali Santi

### ACC PLAYER OF THE WEEK

Monique Mead ..... April 29

Monique Mead .....November 7

### COURTYARD MARIOTT CLASSIC ALL-TOURNAMENT TEAM

Monique Mead (MVP), Jennifer Percy, Ali Santi, Nicki Meyer (MVL)

### REGENCY SUITES INVITATIONAL ALL TOURNAMENT TEAM

Monique Mead, Jennifer Percy

## TEAM STATISTICS

	GT	Opp.
<b>ATTACK</b>		
Kills	1541	1484
Errors	689	592
Total Attacks	4063	3891
Attack Pct	.210	.229
Kills/Set	13.2	12.7
<b>SET</b>		
Assists	1452	1364
Assists/Set	12.4	11.7
<b>SERVE</b>		
Aces	149	103
Errors	215	218
Aces/Set	1.3	0.9
<b>SERVE RECEPTIONS</b>		
Errors	103	149
Errors/Set	0.9	1.3
Attempts	2344	2343
Reception Pct	.956	.936
<b>DEFENSE</b>		
Digs	1598	1564
Digs/Set	13.7	13.4
<b>BLOCKING</b>		
Block Solo	62	45
Block Assist	366	470
Total Blocks	245.0	280.0
Blocks/Set	2.1	2.4
Block Errors	60	65
<b>ATTENDANCE</b>		
Total	14381	10472
Dates/Avg	15/959	13/806

# 2011 Final Statistics

## OVERALL

		ATTACK						SET		SERVE			DIG			BLOCKING						
#	Player	G	K	K/Set	E	TA	Pct	A	A/Set	SA	SA/Set	SE	RE	D	D/Set	BS	BA	Total	B/Set	BE	BHE	Pts
5	Monique Mead	117	588	5.03	277	1455	.214	37	.032	29	0.25	55	2	300	2.56	8	84	92	0.79	13	2	667.0
20	Jennifer Percy	115	240	2.09	109	719	.182	16	0.14	0	0.00	0	19	66	0.57	13	30	43	0.37	10	2	268.0
14	Alexis Woodson	102	135	1.32	68	366	.183	10	0.10	0	0.00	0	0	19	0.19	14	65	79	0.77	6	1	181.5
10	Ivona Kolak	64	124	1.94	66	329	.176	9	0.14	0	0.00	3	5	52	0.81	1	8	9	0.14	6	0	129.0
2	Asia Stawicka	58	121	2.09	28	262	.355	6	0.10	10	0.17	20	0	42	0.72	7	59	66	1.14	5	2	167.5
4	Quinn Evans	76	106	1.39	35	276	.257	6	0.08	12	0.16	25	0	36	0.47	13	59	72	0.95	7	2	160.5
6	Kaleigh Colson	80	100	1.25	24	211	.360	790	9.88	30	0.38	24	0	198	2.47	2	36	38	0.47	5	22	150.0
11	Bailey Hunter	25	55	2.20	28	154	.175	2	0.08	3	0.12	5	4	14	0.56	3	3	6	0.24	1	0	62.5
9	Courtney Felinski	26	43	1.65	24	157	.121	1	0.04	0	0.00	1	2	9	0.35	0	9	9	0.35	5	0	47.5
8	Ali Santi	38	15	0.39	7	32	.250	414	10.8	3	0.08	7	0	100	2.63	0	10	10	0.26	1	10	23.0
44	Mariah Woodson	10	7	0.70	10	34	-.088	1	0.10	0	0.00	0	1	9	0.90	1	2	3	0.30	1	0	9.0
23	Susan Carlson	117	5	0.04	10	48	-.104	46	0.39	33	0.28	41	19	179	1.53	0	1	1	0.01	0	0	38.5
1	Zoey Morton	115	2	0.02	2	16	.000	13	0.11	12	0.10	19	9	146	1.27	0	0	0	0.00	0	3	14.0
7	Nicki Meyer	117	0	0.00	1	4	-.250	101	0.86	17	0.15	15	27	428	3.66	0	0	0	0.00	0	3	17.0
TEAM		-	-	-	-	-	-	-	-	-	-	-	15	-	-	-	-	-	-	-	-	-
GEORGIA TECH		117	1541	13.1	689	4063	.210	1452	12.4	149	1.27	215	103	1598	13.66	62	366	245	2.09	60	45	1935.0
Opponents		117	1484	12.6	592	3891	.229	1364	11.6	103	0.88	218	149	1564	13.37	45	470	280	2.39	65	31	1867.0

## ATLANTIC COAST CONFERENCE

#	Player	ATTACK						SET		SERVE				DIG		BLOCKING							
		G	K	K/Set	E	TA	Pct	A	A/Set	SA	SE	SA/Set	RE	D	D/Set	BS	BA	Total	B/Set	BE	BHE	Pts	
5	Monique Mead	75	357	4.76	184	922	.188	23	0.31	18	38	0.24	0	180	2.40	3	48	51	0.68	4	0	402	
20	Jennifer Percy	73	156	2.14	83	468	.156	13	0.18	0	0	0.00	14	42	0.58	8	19	27	0.37	5	0	173.5	
10	Ivona Kolak	57	114	2.00	59	296	.186	8	0.14	0	3	0.00	5	49	0.86	1	8	9	0.16	6	0	119	
4	Quinn Evans	71	104	1.46	33	269	.264	6	0.08	12	22	0.17	0	36	0.51	11	58	69	0.97	7	2	156	
14	Alexis Woodson	60	85	1.42	41	217	.203	6	0.10	0	0	0.00	0	9	0.15	10	38	48	0.80	4	1	114	
6	Kaleigh Colson	61	80	1.31	17	166	.380	608	9.97	21	22	0.34	0	163	2.67	1	31	32	0.52	3	15	117.5	
2	Asia Stawicka	20	54	2.70	6	96	.500	1	0.05	1	6	0.05	0	8	0.40	1	22	23	1.15	1	0	67	
11	Bailey Hunter	7	21	3.00	5	54	.296	0	0.00	0	0	0.00	0	4	0.57	2	0	2	0.29	0	0	23	
9	Courtney Felinski	11	18	1.64	12	76	.079	0	0.00	0	0	0.00	1	3	0.27	0	4	4	0.36	3	0	20	
8	Ali Santi	14	7	0.50	2	11	.455	154	11.00	1	3	0.07	0	32	2.29	0	7	7	0.50	0	7	11.5	
23	Susan Carlson	75	3	0.04	7	35	-.114	35	0.47	25	32	0.33	11	123	1.64	0	0	0	0.00	0	0	28	
44	Mariah Woodson	4	2	0.50	3	11	-.091	0	0.00	0	0	0.00	0	4	1.00	0	1	1	0.25	0	0	2.5	
1	Zoey Morton	73	2	0.03	1	11	.091	9	0.12	11	12	0.15	6	97	1.33	0	0	0	0.00	0	1	13	
7	Nicki Meyer	75	0	0.00	0	2	.000	75	1.00	12	10	0.16	19	291	3.88	0	0	0	0.00	0	1	12	
TEAM		-	-	-	-	-	-	-	-	-	-	-	9	-	-	-	-	-	-	-	-	-	
GEORGIA TECH		75	1003	13.37	453	2634	.209	938	12.51	101	148	1.35	65	1041	13.88	37	236	155	2.07	33	27	1259	
Opponents		75	941	12.55	360	2482	.234	855	11.40	65	122	0.87	101	1013	13.51	28	334	195	2.60	47	19	1201	

### MATCH WINS BY SET

	1	2	3	4	5	Total
Georgia Tech	0	0	6	8	1	15
Opponents	0	0	6	6	4	16

### SETS WON

	1	2	3	4	5	Total
Georgia Tech	13	16	19	10	1	59
Opponents	18	15	12	9	4	58

### POINTS BY SET

	1	2	3	4	5	Total
Georgia Tech	647	17	721	416	63	2564
Opponents	693	698	684	407	76	2558

### MATCH HIGHS

#### Individual

<b>Kills:</b>	30 (30-12-64, 5 sets) - Monique Mead vs. Louisville, Aug. 27
<b>Kill Attempts:</b>	72 (27-16-72, 5 sets) - Monique Mead vs. NC State, Sept. 30
<b>Hitting %:</b>	.800 (12-0-15) - Kaleigh Colson at Miami, Oct. 16
<b>Assists:</b>	60 (5 sets) - Ali Santi vs. NC State, Sept. 30
<b>Digs:</b>	25 (5 sets) - Nicki Meyer vs. NC State, Sept. 30
<b>Service Aces:</b>	5 - Kaleigh Colson vs. Houston-Baptist, Sept. 3 5 - Monique Mead vs. Tennessee Tech, Aug. 27
<b>Solo Blocks:</b>	2 - Asia Stawicka vs. Samford, Sept. 10 2 - Quinn Evans at North Carolina, Nov. 11 2 - Alexis Woodson vs. Miami, Nov. 19
<b>Block Assists:</b>	9 - Asia Stawicka vs. NC State, Sept. 30
<b>Total Blocks:</b>	9 - Asia Stawicka vs. NC State, Sept. 30

#### Team

<b>Kills:</b>	77 (5 sets) vs. NC State, Sept. 30
<b>Kill Attempts:</b>	193 (5 sets) vs. NC State, Sept. 30
<b>Hitting %:</b>	.375 vs. Tennessee Tech, Aug. 27
<b>Assists:</b>	67 (5 sets) vs. NC State, Sept. 30
<b>Digs:</b>	74, 2x last (5 sets) vs. Miami, Nov. 18
<b>Service Aces:</b>	11 at Wake Forest (Sept. 24)
<b>Solo Blocks:</b>	9 at Middle Tennessee (Oct. 26)
<b>Block Assists:</b>	22, 3x last at Virginia (Oct. 22)
<b>Total Blocks:</b>	13 vs. Miami, Nov. 18



# Postseason History

## NCAA Tournament

### 1994 (NCAA Second Round)

Georgia Tech def. George Mason ..... 3-1

No. 3 UCLA def. Georgia Tech ..... 3-0

Overall Results: 1-1

### 1995 (NCAA Second Round)

Georgia Tech def. Siena ..... 3-0

No. 12 Penn State def. Georgia Tech ... 3-0

Overall Results: 1-1

### 1996 (NCAA Second Round)

Georgia Tech def. Coastal Carolina ..... 3-0

No. 7 Penn State def. Georgia Tech ..... 3-0

Overall Results: 1-1

### 2000 (NCAA First Round)

Colorado def. Georgia Tech ..... 3-1

Overall Results: 0-1

### 2001 (NCAA First Round)

Louisville def. Georgia Tech ..... 3-2

Overall Results: 0-1

### 2002 (NCAA Second Round)

Georgia Tech def. Florida A&M ..... 3-0

No. 10 Minnesota def. Georgia Tech .... 3-1

Overall Results: 1-1

### 2003 (NCAA Elite Eight)

Georgia Tech def. Alabama A&M ..... 3-0

Georgia Tech def. Florida A&M ..... 3-0

Georgia Tech def. No. 8 California ..... 3-1

No. 2 Hawai'i def. Georgia Tech ..... 3-1

Overall Results: 3-1

### 2004 (NCAA Sweet 16)

Georgia Tech def. Georgia ..... 3-0

Georgia Tech def. No. 16 UC Santa Barbara 3-0

No. 4 Minnesota def. Georgia Tech ..... 3-2

Overall Results: 2-1

### 2009 (NCAA First Round)

Baylor def. Georgia Tech ..... 3-0

Overall Results: 0-1

Georgia Tech NCAA Tournament Record:  
9-9



The 2009 Yellow Jackets huddle up during the first round of the NCAA Tournament against Baylor.



Lynnette Moster, Jayme Gergen and Lindsey Laband helped the Yellow Jackets punch their ticket to the 2004 NCAA Tournament with a 16-0 regular season record in the ACC.



Jayme Gergen (right) celebrates the Yellow Jackets' 3-0 win over Florida A&M in the 2003 NCAA Tournament, which sent Tech to the NCAA Sweet 16 - and Hawai'i - for the first time in history

## ACC Tournament

### 1983

NC State def. Georgia Tech ..... 3-0

Overall Results: 0-1

### 1984

Duke def. Georgia Tech ..... 3-0

Overall Results: 0-1

### 1985

Duke def. Georgia Tech ..... 3-0

Overall Results: 0-1

### 1986

North Carolina def. Georgia Tech 3-0

Overall Results: 0-1

### 1987

North Carolina def. Georgia Tech 3-0

Overall Results: 0-1

### 1988

North Carolina def. Georgia Tech 3-0

Overall Results: 0-1

### 1989

Duke def. Georgia Tech ..... 3-0

Overall Results: 0-1

### 1990

Duke def. Georgia Tech ..... 3-0

Overall Results: 0-1

### 1991

Georgia Tech def. NC State ..... 3-2

Duke def. Georgia Tech ..... 3-0

Overall Results: 1-1

### 1992

North Carolina def. Georgia Tech ...

3-1

Overall Results: 0-1

### 1993

Maryland def. Georgia Tech ..... 3-2

Overall Results: 0-1

### 1994

Georgia Tech def. NC State ..... 3-0

Clemson def. Georgia Tech ..... 3-0

Overall Results: 1-1

### 1995 (ACC Champions)

Georgia Tech def. Virginia ..... 3-0

Georgia Tech def. North Carolina ...

3-0

Georgia Tech def. Maryland ..... 3-0

Overall Results: 3-0

### 1996

Duke def. Georgia Tech ..... 3-0

Overall Results: 0-1

### 1997

Georgia Tech def. North Carolina ...

3-2

Georgia Tech def. Florida State 3-1

Clemson def. Georgia Tech ..... 3-1

Overall Results: 2-1

### 1998

Clemson def. Georgia Tech ..... 3-2

Overall Results: 0-1

### 1999

Wake Forest def. Georgia Tech 3-0

Overall Results: 0-1

### 2000

Georgia Tech def. NC State ..... 3-0

Duke def. Georgia Tech ..... 3-2

Overall Results: 1-1

### 2001

Maryland def. Georgia Tech ..... 3-2

Overall Results: 0-1

### 2002 (ACC Champions)

Georgia Tech def. Wake Forest 3-0

Georgia Tech def. Duke ..... 3-1

Georgia Tech def. Florida State 3-1

Overall Results: 3-0

### 2003

Georgia Tech def. Florida State 3-1

Georgia Tech def. Virginia ..... 3-0

Maryland def. Georgia Tech ..... 3-1

Overall Results: 2-1

### 2004

Clemson def. Georgia Tech ..... 3-1

Overall Results: 0-1

– Coaches voted to discontinue  
the ACC Tournament following the  
2004 season –

Georgia Tech ACC Tournament  
Record: 13-20

# All-Americans



**Kele Eveland**  
2003 - First Team



**Jayme Gergen**  
2004 - Honorable Mention



**Lindsey Laband**  
2004, 2005 - Honorable Mention



**Monique Mead**  
2009, 2010, 2011- Honorable  
Mention



**Alexandra Preiss**  
2003 - Honorable Mention




**Lauren Sauer**  
2003 - Honorable Mention



**Ulrike Stegemann**  
2006, 2007 - Honorable Mention



**Mary Ashley Tippins**  
2009, 2010 - Honorable Mention



**Lynnette Moster**  
2002 - Second Team  
2003, 2004 - Third Team

## ACC Player of the Year

Kerry Annel .....	1995
Kele Eveland .....	2003
Lynnette Moster .....	2004
Maja Pachale .....	2001

## ACC Rookie of the Year

Kele Eveland .....	2000
Lauren Sauer .....	2001
Monique Mead .....	2009

## ACC Coach of the Year

Shelton Collier .....	1995
Bond Shymansky .....	2004

## NATIONAL HONORS

### AVCA All-America

Kele Eveland, S	(1st) 2003
Jayme Gergen, MH	(HM) 2004
Talisa Kellogg, OH	(HM) 2007
	(HM) 2008
Lindsey Laband, S	(HM) 2004
	(HM) 2005
Monique Mead, RS	(HM) 2009
	(HM) 2010
	(HM) 2011
Callie Miller, MH	(HM) 2008
Lynnette Moster, OH	(2nd) 2002
	(3rd) 2003
	(3rd) 2004
Alexandra Preiss, MH	(HM) 2003
Lauren Sauer, OH	(HM) 2003
Ulrike Stegemann, RS	(HM) 2006
	(HM) 2007
Mary Ashley Tippins	(HM) 2009
	(HM) 2010

### CSTV All-America

Kele Eveland	2003
--------------	------

### AVCA Player of the Week

Kerry Annel	Oct. 13, 1995
Kele Eveland	Sep. 15, 2003
Rochelle Komula	Sep. 7, 1996
Lynnette Moster	Sep. 16, 2002
Cris Omiecinski	Nov. 8, 1993

## REGION HONORS

### AVCA All-District III

Kerry Annel	(2nd) 1994
	(1st) 1995
Kyleen Bell	(1st) 2000
Kele Eveland	(1st) 2000
	(1st) 2002
	(1st) 2003
Carla Gartner	(1st) 1997
	(2nd) 1998
Jayme Gergen	(1st) 2004
Bailey Hunter	(HM) 2010
Talisa Kellogg	(1st) 2007
	(1st), 2008
Rochelle Komula	(1st) 1996
	(1st) 1997
Lindsey Laband	(1st) 2004
	(HM) 2005
Monique Mead	(HM) 2009
	(1st) 2010
	(1st) 2011
Callie Miller	(1st) 2008
Lynnette Moster	(1st) 2002
	(1st) 2003
	(1st) 2004
Andrea Nachtrieb	(1st) 1995
	(1st) 1996
Danielle Olein	(1st) 1997
Maja Pachale	(2nd) 1999
	(1st) 2001
Alexandra Preiss	(1st) 2002
	(1st) 2003
Lauren Sauer	(HM) 2003
Ulrike Stegemann	(1st) 2006
	(1st) 2007
Mary Ashley Tippins	(1st) 2009
	(1st) 2010

### AVCA District III Rookie of the Year

Kele Eveland	2000
--------------	------

### AVCA Region Coach of the Year

Shelton Collier	(South) 1991
Bond Shymansky	(East) 2004

### Tachikara Region Coach of the Year

Shelton Collier	(Southeast) 1995
-----------------	------------------



## ACColades



**Kerry Annel**  
1995 Player of the Year  
1994, 1995 - 1st Team  
1992 - All-Freshman



**Marisa Aston**  
2003, 2004 - 2nd Team



**Kyleen Bell**  
2000 - 1st Team  
2001 - 2nd Team  
1998 - All-Freshman



**Aimee Boulet**  
1998 - 1st Team



**Kele Eveland**  
2003 Player of the Year  
2000 Rookie of the Year  
2003 - 1st Team  
2001, 2002 - 2nd Team  
2000 - All-Freshman



**Carla Gartner**  
1998 - 1st Team  
1996, 1997 - 2nd Team  
1995 - All-Freshman



**Jayme Gergen**  
2004 - 1st Team



**Lindsey Gray**  
2006 - 2nd Team



**Talisa Kellogg**  
2007, 2008 - 1st Team  
2005 - All-Freshman



**Lisa Kofskey**  
1988 - 2nd Team



**Rochelle Komula**  
1996, 1997 - 1st Team  
1995 - 2nd Team  
1994 - All-Freshman



**Lindsey Laband**  
2004, 2005 - 2nd Team



**Eida Mabry**  
2000 - 2nd Team



**Sara McKee**  
1996 - All-Freshman




**Callie Miller**  
2008 - 1st Team  
2005 - All-Freshman



**Blair Moon**  
2002 - All-Freshman



**Lynnette Moster**  
2004 Player of the Year  
2002-03-04 - 1st Team  
2001 - 2nd Team  
2001 - All-Freshman



**Andrea Nachtrieb**  
1995, 1996 - 1st Team  
1993, 1994 - 2nd Team  
1993 - All-Freshman



**Danielle Olein**  
1997 - 2nd Team



**Cris Omiecinski**  
1993 - 1st Team  
1992-94-95 - 2nd Team  
1992 - All-Freshman



**Jennifer Orr**  
1993 - All-Freshman



**Maja Pachale**  
2001 Player of the Year  
1999-2000-01 - 1st Team  
1998 - All-Freshman



**Alexandra Preiss**  
2003 - 1st Team  
2002 - 2nd Team



**Angie Propp**  
1992 - 2nd Team  
1992 - All-Freshman

### All-Atlantic Coast Conference

1988	Lisa Kofskey	2nd
1991	Jennifer Wagner	2nd
1992	Cris Omiecinski	2nd
	Angie Propp	2nd
1993	Cris Omiecinski	1st
	Andrea Nachtrieb	2nd
1994	Kerry Annel	1st
	Andrea Nachtrieb	2nd
	Cris Omiecinski	2nd
1995	Kerry Annel	1st
	Andrea Nachtrieb	1st
	Rochelle Komula	2nd
	Cris Omiecinski	2nd
1996	Rochelle Komula	1st
	Andrea Nachtrieb	1st
	Carla Gartner	2nd
1997	Rochelle Komula	1st
	Carla Gartner	2nd
	Danielle Olein	2nd
1998	Aimee Boulet	1st
	Carla Gartner	1st
1999	Maja Pachale	1st
2000	Kyleen Bell	1st
	Maja Pachale	1st
	Eida Mabry	2nd
2001	Maja Pachale	1st
	Kyleen Bell	2nd
	Kele Eveland	2nd
	Lynnette Moster	2nd
2002	Lynnette Moster	1st
	Kele Eveland	2nd
	Alexandra Preiss	2nd
2003	Kele Eveland	1st
	Lynnette Moster	1st



**Lauren Sauer**  
2001 Rookie of the Year  
2003, 2004 - 2nd Team  
2001 - All-Freshman



**Ulrike Stegemann**  
2006 - 1st Team  
2005, 2007 - 2nd Team  
2004 - All-Freshman



**Jennifer Wagner**  
1991 - 2nd Team

	Alexandra Preiss	1st
	Marisa Aston	2nd
	Lauren Sauer	2nd
2004	Jayme Gergen	1st
	Lynnette Moster	1st
	Marisa Aston	2nd
	Lindsey Laband	2nd
	Lauren Sauer	2nd
2005	Lindsey Laband	2nd
	Ulrike Stegemann	2nd
2006	Ulrike Stegemann	1st
	Lindsey Gray	2nd
2007	Talisa Kellogg	1st
	Ulrike Stegemann	2nd
2008	Talisa Kellogg	1st
	Callie Miller	1st
2009	Chrissy DeMichelis	1st
	Monique Mead	1st
	Mary Ashley Tippins	1st
2010	Bailey Hunter	1st
	Monique Mead	1st
	Mary Ashley Tippins	1st
2011	Monique Mead	1st

### ACC All-Freshman

	Kerry Annel	1992
	Kyleen Bell	1998
	Kele Eveland	2000
	Carla Gartner	1995
	Talisa Kellogg	2005
	Rochelle Komula	1994
	Sara McKee	1996
	Monique Mead	2009
	Callie Miller	2005
	Blair Moon	2002
	Lynnette Moster	2001
	Andrea Nachtrieb	1993
	Cris Omiecinski	1992
	Jennifer Orr	1993
	Maja Pachale	1998
	Jennifer Percy	2010
	Angie Propp	1992
	Lauren Sauer	2001
	Ulrike Stegemann	2004

### ACC All-Tournament

	Kerry Annel	1994
		1995
	Marisa Aston	2003
	Carolyn Clevenger	1997
	Kele Eveland	2002
	Rochelle Komula	1996
		1997
	Lynnette Moster	(MVP) 2002
	Andrea Nachtrieb	(MVP) 1995
		1996
	Cris Omiecinski	1995
	Alexandra Preiss	2002
	Lauren Sauer	2003
	Teryl Townsend	2000

### ACC Tournament Champions 1995 • 2002

### ACC Regular Season Champions 1994 • 1995 • 2000 • 2003 • 2004

# Volleyball Excellence

## Academic Honors

### ESPN The Magazine

#### Academic All-America

(as selected by CoSIDA; formerly

GTE/CoSIDA Academic All-America)

Kyleen Bell	2000, 2001
Carolyn Clevenger	1998, 1999
Kele Eveland	(3rd) 2003

### ESPN The Magazine

#### Academic All-District

(as selected by CoSIDA; formerly

GTE/CoSIDA Academic All-America)

Lynnette Anderson	(2nd) 1997
Kyleen Bell	(2nd) 1999

	(1st) 2000
	(1st) 2001
Carolyn Clevenger	(1st) 1997

	(1st) 1998
	(1st) 1999
Kele Eveland	(2nd) 2002

	(1st) 2003
Jayne Gergen	(2nd) 2004
Allie Niekamp	(2nd) 2008

Cris Omiecinski	(1st) 1995
Lauren Sauer	(1st) 2003
	(2nd) 2004

Ulrike Stegemann	(3rd) 2005
	(2nd) 2007

### Weaver-James-Corrigan

#### Postgraduate Scholarship

Kyleen Bell	1992
Carolyn Clevenger	2000
Kele Eveland	2004

## ACC Honor Roll

The ACC annually recognizes the student-athletes who achieve a grade point average of 3.0 or higher for the academic year.

1984	Heidi Grunwald
1985	Robin Swats
1986	Lisa Kofskey
1987	Margaret Gales, Laura Rullman
1988	Margaret Gales, Elaine Griffith
1989	Jennifer Beemsterboer
1990	Jennifer Beemsterboer
1991	Jaime Keating, Jennifer Wagner
1992	Haley Dorminy, Melissa Jenkins, Jaime Keating, Jennifer Matullo, Jennifer Wagner
1993	Marta Bickert, Jennifer Matullo, Cris Omiecinski, Jennifer Orr, Jennifer Wagner
1994	Lynnette Anderson, Marta Bickert, Cris Omiecinski, Jennifer Orr, Jennifer Wagner
1995	Lynnette Anderson, Kerry Annel, Jennifer Matullo, Cris Omiecinski, Jennifer Orr
1996	Lynnette Anderson, Heather Bradley, Carolyn Clevenger, Amanda Medrow, Sara McKee, Andrea Nachtrieb, Danielle Olein, Jennifer Orr, Amanda Sabo
1997	Heather Bradley, Carolyn Clevenger
1998	Kyleen Bell, Heather Bradley, Carolyn Clevenger, Maja Pachale
1999	Courtney Adler, Kyleen Bell, Maja Pachale
2000	Courtney Adler, Geeska Banck, Kyleen Bell, Jessica Dickerson, Kele Eveland, Amanda Hess, Maja Pachale
2001	Kyleen Bell, Kele Eveland, Jayme Gergen, Amanda Hess, Dori Pap, Lauren Sauer, Keight Vincent
2002	Kele Eveland, Jayme Gergen, Lindsey Laband, Nicole Pierce, Lauren Sauer, Keight Vincent
2003	Kele Eveland, Jayme Gergen, Katie Mohs, Lauren Sauer
2004	Jacqui Beebe, Jayme Gergen, Lindsey Laband, Katie Mohs, Lauren Sauer, Ulrike Stegemann
2005	Nikki Kaminskas, Lindsey Laband, Callie Miller, Katie Mohs, Allie Niekamp, Jennifer Randall, Stephanie Robbins, Abby Showers, Ulrike Stegemann
2006	Erin Birmingham, Chrissy DeMichelis, Laura DeMichelis, Nikki Kaminskas, Allie Niekamp, Stephanie Robbins, Abby Showers, Ulrike Stegemann
2007	Erin Birmingham, Laura DeMichelis, Nikki Kaminskas, Allie Niekamp, Stephanie Robbins, Brittany Roderick, Ulrike Stegemann
2008	Alison Campbell, Michelle Kandell, Jordan McCullers, Allie Niekamp, Stephanie Robbins, Brittany Roderick, Asia Stawicka
2009	Allison Campbell, Susan Carlson, Chrissy DeMichelis, Bailey Hunter, Nicki Meyer, Brittany Roderick, Asia Stawicka, Alison Campbell, Susan Carlson, Kaleigh Colson, Annie Czarnecki, Ivona Kolak, Jordan McCullers, Monique Mead, Nicki Meyer, Asia Stawicka
2010	Susan Carlson, Kaleigh Colson, Annie Czarnecki, Courtney Felinski, Bailey Hunter, Ivona Kolak, Monique Mead, Nicki Meyer, Zoey Morton, Ali Santi.
2011	

## All-ACC Academic Volleyball Team

Beginning in 2005, the ACC started recognizing student-athletes that excelled both on the court and in the classroom (achieving a 3.0 grade point average or higher for the academic year as well as during her entire academic career.

2005	Lindsey Laband, Ulrike Stegemann
2006	Allie Niekamp, Abby Showers, Ulrike Stegemann
2007	Nikki Kaminskas, Allie Niekamp, Ulrike Stegemann
2008	Allie Niekamp, Asia Stawicka
2009	Jordan McCullers, Brittany Roderick, Asia Stawicka
2010	Jordan McCullers, Jennifer Percy, Asia Stawicka
2011	Kaleigh Colson, Susan Carlson, Monique Mead, Nicki Meyer

## Miscellaneous

### Georgia Collegiate Coach of the Year

Shelton Collier.....	1995
----------------------	------

## NIVC All-Tournament Team

Kerry Annel.....	1993
------------------	------

## Peach of an Athlete

Jennifer Orr.....	1997
Carolyn Clevenger.....	2000

## Total Person Award

Considered Georgia Tech Athletics' highest honor; presented annually to the Institute's male and female senior student-athletes who best exemplify excellence in academics, athletics, leadership and service.

Jennifer Wagner.....	1995
Kerry Annel.....	1996
Carolyn Clevenger.....	2000
Kyleen Bell.....	2002
Kele Eveland.....	2004
Jayne Gergen.....	2005
Allie Niekamp.....	2009

## Bobby Dodd Scholarship

Presented annually to the Institute's top returning male and female student-athletes.

Cris Omiecinski.....	1995
Jennifer Orr.....	1996
Carolyn Clevenger.....	1999
Ulrike Stegemann.....	2007

## L.W. Chip Roberts Award

Presented annually to one graduating male and one graduating female student-athlete who is considered the top student-athlete academically, athletically, and in campus life.

Jordan McCullers.....	2011
-----------------------	------


## GEORGIA TECH ATHLETICS HALL OF FAME



Kerry Annel  
Played 1992-95 • Inducted 2005



Cris Omiecinski  
Played 1992-95 • Inducted 2006



Andrea Nachtrieb  
Played 1993-96 • Inducted 2008



# Yellow Jackets and Team USA

## Olympic Yellow Jackets

Year	Player/Coach	Squad	Events (Medal)
1999	Kyleen Bell	US Junior National Team	World Volleyball Championships
2002	Laura DeMichelis	US Youth National Team	NORCECA Championships (1st Place)
2003	Lindsey Gray	US Junior National A2 Training Team	US Youth National Team
2004	Laura DeMichelis	US Youth National Team	NORCECA Championships (3rd Place)
2004	Callie Miller	US Junior National A2 Training Team	US Junior National A2 Training Team
2004	Allie Niekamp	US Junior National A2 Training Team	US Junior National A2 Training Team
2004	Kele Eveland	US National Training Team	US National Training Team
2004	Michelle Kandell	US Junior National Training Team	US Junior National Training Team
2004	Talisa Kellogg	US Junior National A2 Training Team	US Junior National A2 Training Team
2004	Callie Miller	US Junior National A2 Training Team	US Junior National A2 Training Team
2004	Allie Niekamp	US Junior National A2 Training Team	US Junior National A2 Training Team
2005	Ben Bodipo-Memba	US National Team (W. Asst. Coach)	Pan American Cup (4th Place)
2006	Lynnette Moster	US National Training Team	US National Training Team
2008	Lynnette Moster	US National Training Team	US National Training Team
2008	Talisa Kellogg	US National Senior A2	US Open Championships (Bronze)
2008	Ben Bodipo-Memba	US National Senior A2 (W. Asst. Coach)	US Open Championships (Gold)
2010	Monique Mead	US National Senior A2	US National Senior A2
2011	Monique Mead	US National Senior A2	US National Senior A2
2012	Tonya Johnson	US National Senior A2 (Co-Head Coach)	US National Senior A2



Monique Mead (Second Row, third from left) poses with the other members of the US National Training Team.



Lynnette Moster shows off her USA gear in front of the Olympic Rings



As a member of the US Junior National Team Kyleen Bell (5) traveled to Edmonton, Canada, to compete in the 1999 World Volleyball Championships.



Current Yellow Jacket Monique Mead played with the US National Senior A2 after her sophomore and junior campaigns.




Talisa Kellogg, a senior in 2008, was a part of the US National A2 Team that earned the bronze medal at the 2008 US Women's Open Championships, while former associate head coach Ben Bodipo-Memba served as an assistant coach of the US National A2 Team that captured gold.

# All-Time Letterwinners

## A

Abery, Sheila .....	1984-85-87
Adler, Courtney .....	1999-00
Anderson, Lynnette .....	1994-95-96-97
Annel, Kerry .....	1992-93-94-95
Armstrong, Luann .....	1986
Aston, Marisa .....	2001-02-03-04



Aimee Boulet

## B

Banck, Geeske .....	2000
Beebe, Jacqui .....	2003-04
Beemsterboer, Jennifer .....	1987-88-89-90
Bell, Kyleen .....	1998-99-00-01
Bickert, Marta .....	1993-94
Birmingham, Erin .....	2006-07
Boulet, Aimee .....	1995-96-97-98
Bradley, Heather .....	1996-97-98
Brown, Mandy .....	1983-84
Bruton, Bridget .....	1994

## C

Campbell, Alison .....	2008-09-10
Carlson, Susan .....	2009-10-11
Carter, Mia .....	1987
Castillo, Jennifer .....	1991-92
Clevenger, Carolyn .....	1996-97-98-99
Colson, Kaleigh .....	2010-11
Coman, Angee .....	1987-88-89-90
Czarnecki, Annie .....	2009-10

## D

DeMichelis, Chrissy .....	2006-07-08
DeMichelis, Laura .....	2005-07
Dickerson, Jessica .....	2000-01
Dorminy, Haley .....	1991-92
Drummond, Michelle .....	1990-91
Duncan, Rachelle .....	1981-82

## E

Evans, Quinn .....	2010-11
Eveland, Kele .....	2000-01-02-03

## F

Felling, Cindy .....	1981-82
----------------------	---------

Fitts, Susan .....	1981-82
Felinski, Courtney .....	2011

## G

Gales, Margaret .....	1986-87-88-89
Gartner, Carla .....	1995-96-97-98
Gergen, Jayme .....	2001-02-03-04
Gergesha, Carol .....	1986
Gillespie, Jennifer .....	1988-89
Golson, Katie .....	1999
Gray, Lindsey .....	2004-05-06-07
Griffith, Elaine .....	1985-86-87-88
Grubka, Laura .....	1998-99
Grunwald, Heidi .....	1984

## H

Haught, Emily .....	1989
Henson, Linda .....	1981
Hess, Amanda .....	2000-01
Hinesley, Kristine .....	1991-92-93
Holder, Sherri .....	1984
Hood, Michelle .....	1984
Hunter, Bailey .....	2008-09-10

## J

Jenkins, Melissa .....	1990-91-92-93
------------------------	---------------

## K

Kaminskas, Nikki .....	2004-05-06-07
Kandell, Michelle .....	2005-06-07-08
Kearns, Lee Ann .....	1981-82-83
Keating, Jaime .....	1990-91-92
Kellogg, Talisa .....	2005-06-07-08
Kissman, Jordan .....	2009
Kofskey, Lisa .....	1986-87-88-89
Kolak, Ivona .....	2010-11
Komula, Rochelle .....	1994-95-96-97
Kray, Lisa .....	1981-82
Kuhn, Laura .....	2001-02-03-04



Nikki Kaminskas

## L

Laband, Lindsey .....	2002-03-04-05
Lindsay, Laura .....	1982

## M

Mabry, Eida .....	2000
-------------------	------

Malins, Wendy .....	1988-89-90-91
Martin, Kim .....	1982-83-84-85
McCullers, Jordan .....	2007-08-09-10
McKee, Sara .....	1996-97-98-99
Mead, Monique .....	2009-10-11
Medrow, Amanda .....	1996-97-98-99
Mesquita, Tina .....	2001
Meyer, Nicki .....	2009-10-11
Miller, Callie .....	2005-06-07-08
Miller, Merran .....	1997-98
Mills, Melinda .....	1982
Matullo, Jennifer .....	1992-93-94-95
Mohs, Katie .....	2003-04-05
Moon, Blair .....	2002
Moore, Karla .....	1991-92
Moran, Alexis .....	1998-99
Morton, Zoey .....	2010-11
Moster, Lynnette .....	2001-02-03-04

## N

Nachtrieb, Andrea .....	1993-94-95-96
Nedderman, Anna .....	1998-99
Niekamp, Allie .....	2005-06-07-08



Allie Niekamp

## O

Olein, Danielle .....	1994-95-96-97
Olszowska, Donna .....	1984
Omiecinski, Cris .....	1992-93-94-95
Organ, Erica .....	1990-91-92-93
Orr, Jennifer .....	1993-94-95-96

## P

Pachale, Maja .....	1998-99-00-01
Pap, Dori .....	2000-01
Percy, Jennifer .....	2010-11
Perrou, Beth .....	1992-93
Peters, Linda .....	1988-89-90
Pierce, Nicole .....	2002-03
Preiss, Alexandra .....	2000-01-02-03
Prida, Liana .....	1995
Propp, Angie .....	1992-93-94


## R

Randall, Jennifer .....	2002-03-04-05
Robbins, Stephanie .....	2005-06-07-08
Roderick, Brittany .....	2006-07-08-09

Rullman, Laura .....	1985-86-87-88
----------------------	---------------

## S

Sabo, Amanda .....	1996-97-98
Santi, Ali .....	2011
Sartor, Sandra .....	1984-85-86-87
Sauer, Lauren .....	2001-02-03-04
Schmid, Sharon .....	1981-82-83
Schorn, Dena .....	1996-97
Scott, Sara .....	1985
Shelby, Christine .....	1997-98-99-00
Shelton, Shannon .....	1987-88-89-90
Showers, Abby .....	2003-04-05-06
Shuchart, Sylvia .....	1981-82-83-84
Smith, Carol .....	1981-82
Smith, Jennifer .....	1991
Smith, Jessica .....	1986-87-88-89
Smith, Shellee .....	1989-90-91
Stawicka, Asia .....	2008-09-10-11
Stegemann, Ulrike .....	2004-05-06-07
Swats, Robin .....	1985-86-88-89



Christine Shelby

## T

Tebelak, Jennifer .....	1991-92-93-94
Tippins, Mary Ashley .....	2007-08-09-10
Townsend, Teryl .....	1996-98-99-00
Tucci, Hannah .....	2009

## V

Vincent, Keight .....	2000-01-02-03
-----------------------	---------------

## W

Wagner, Jennifer .....	1991-92-93-94
Watson, Lori .....	1981
Weston, Jaime .....	1990
Williams, Bessie .....	1982-83
Woodson, Alexis .....	2010-11
Woodson, Mariah .....	2010-11
Wycoff, Wynne .....	1985-86-87

## Z

Zerbi, Mariangeli .....	1982-83
-------------------------	---------



## Career Records

Kills	Years	No.
1. Lynnette Moster	2001-04	1,859
2. Maja Pachale	1998-01	1,836
3. Cris Omiecinski	1992-95	1,749
4. Talisa Kellogg	2005-08	1,736
5. Lauren Sauer	2001-04	1,706
6. Kerry Annel	1992-95	1,603
7. Wendy Malins	1988-91	1,464
8. Monique Mead	2009-Pres	1,459
9. Carla Gartner	1995-98	1,455
10. Rochelle Komula	1994-97	1,453

Hitting Percentage	Years	Pct.
1. Alexandra Preiss	2000-03	.364
2. Kaleigh Colson	2010-Pres	.358
3. Jayme Gergen	2001-04	.353
4. Kerry Annel	1992-95	.348
5. Asia Stawicka	2008-11	.347
6. Angie Propp	1992-94	.319
7. Callie Miller	2005-08	.314
8. Lynnette Moster	2001-04	.308
9. Rochelle Komula	1994-97	.301
10. Danielle Olein	1994-97	.296

Digs	Years	No.
1. Jenn Beemsterboer	1987-90	1,594
2. Marisa Aston	2001-04	1,583
3. Michelle Kandell	2005-08	1,514
4. Jordan McCullers	2007-10	1,460
5. Lynnette Moster	2001-04	1,456
6. Wendy Malins	1988-91	1,453
7. Jennifer Wagner	1991-94	1,396
8. Jennifer Randall	2002-05	1,392
9. Cris Omiecinski	1992-95	1,330
10. Margaret Gales	1986-89	1,278

Digs Per Set	Years	Avg.
1. Marisa Aston	2001-04	3.41
2. Michelle Kandell	2005-08	3.38
3. Jenn Beemsterboer	1987-90	3.33
4. Lynnette Moster	2001-04	3.15
5. Jordan McCullers	2009-10	3.15
6. Wendy Malins	1988-91	3.07
7. Cris Omiecinski	1992-95	2.94
8. Jennifer Wagner	1991-94	2.88
9. Abby Showers	2003-06	2.86
10. Amanda Hess	2000-01	2.78

Kills Per Set	Years	Avg.
1. Maja Pachale	1998-01	4.21
2. Monique Mead	2009-Pres	4.13
3. Lynnette Moster	2001-04	4.02
4. Cris Omiecinski	1992-95	3.86
5. Talisa Kellogg	2005-08	3.82
6. Lauren Sauer	2001-04	3.60
7. Kerry Annel	1992-95	3.42
8. Rochelle Komula	1994-97	3.18
9. Laura DeMichelis	2005-07	3.12
10. Chrissy DeMichelis	2006-09	3.12

Total Blocks	Years	No.
1. Kerry Annel	1992-95	560
2. Rochelle Komula	1994-97	531
3. Carla Gartner	1995-98	496
4. Kyleen Bell	1998-01	494
5. Jayme Gergen	2001-04	473
6. Alexandra Preiss	2000-03	441
7. Callie Miller	2005-08	430
8. Asia Stawicka	2008-11	400
9. Lauren Sauer	2001-04	368
10. Nikki Kaminskis	2004-07	362

Solo Blocks	Years	No.
1. Lisa Kofskey	1986-89	102
2. Lauren Sauer	2001-04	99
3. Kerry Annel	1992-95	96
4. Laura Rullman	1985-88	77
5. Angee Coman	1987-90	72
6. Talisa Kellogg	2005-08	66
7. Kyleen Bell	1998-01	64
8. Wendy Malins	1988-91	60
9. Rochelle Komula	1994-97	60
10. Erica Organ	1990-93	55

Block Assists	Years	No.
1. Rochelle Komula	1994-97	471
2. Kerry Annel	1992-95	464
3. Carla Gartner	1995-98	463
4. Kyleen Bell	1998-01	430
5. Jayme Gergen	2001-04	426
6. Alexandra Preiss	2000-03	399
7. Callie Miller	2005-08	384
8. Asia Stawicka	2008-11	362
9. Nikki Kaminskis	2004-07	328
10. Lauren Sauer	2001-04	269

Blocks Per Set	Years	No.
1. Anna Nedderman	1998-99	1.39
2. Dena Schorn	1996-97	1.28
3. Kerry Annel	1992-95	1.19
4. Jayme Gergen	2001-04	1.18
5. Rochelle Komula	1994-97	1.15
6. Alexandra Preiss	2000-03	1.10
7. Asia Stawicka	2008-11	1.10
8. Kyleen Bell	1998-01	1.09
9. Nikki Kaminskis	2004-07	1.07
10. Carla Gartner	1995-98	1.01

Assists	Years	No.
1. Kele Eveland	2000-03	6,464
2. Andrea Nachtrieb	1993-96	6,102
3. Mary Ashley Tippins	2007-10	3,646
4. Allie Niekamp	2005-08	3,560
5. Margaret Gales	1986-89	3,432
6. Lindsey Laband	2002-05	3,130
7. Carolyn Clevenger	1996-99	2,804
8. Jennifer Castillo	1991-92	2,672
9. Amanda Sabo	1996-98	1,096
10. Courtney Adler	1999-00	970

Assists Per Set	Years	Avg.
1. Kele Eveland	2000-03	13.38
2. Andrea Nachtrieb	1993-96	13.04
3. Lindsey Laband	2002-05	12.93
4. Allie Niekamp	2005-08	11.23
5. Jennifer Castillo	1991-92	10.59
6. Mary Ashley Tippins	2007-10	10.48
7. Kaleigh Colson	2010-Pres	9.53
8. Courtney Adler	1999-00	8.43
9. Amanda Sabo	1996-98	8.12
10. Carolyn Clevenger	1996-99	7.75

Service Aces	Years	No.
1. Jennifer Wagner	1991-94	250
2. Wendy Malins	1988-91	233
3. Lynnette Moster	2001-04	193
4. Cris Omiecinski	1992-95	190
5. Margaret Gales	1986-89	143
6. Lindsey Gray	2004-07	132
7. Amanda Medrow	1996-99	131
8. Jenn Beemsterboer	1987-90	128
9. Erica Organ	1990-93	127
10. Rochelle Komula	1994-97	121

Service Aces Per Set	Years	Avg.
1. Jennifer Wagner	1991-94	0.52
2. Cris Omiecinski	1992-95	0.42
3. Lynnette Moster	2001-04	0.42
4. Allie Niekamp	2005-08	0.36
5. Kaleigh Colson	2010-Pres	0.36
6. Lindsey Gray	2004-07	0.33
7. Amanda Medrow	1996-99	0.33
8. Wendy Malins	1988-91	0.31
9. Erica Organ	1990-93	0.31
10. Marta Bickert	1993-94	0.29



Kerry Annel posted 560 total blocks from 1992-95, a mark that still stands atop the Tech career list today.



Kele Eveland holds the record for career assists at Georgia Tech. She was also the second All-American in school history and the only Tech player to be named to the AVCA All-America first team.



Jennifer Beemsterboer notched a school record 1,594 digs from 1987-90 and her career mark of 3.33 digs per game stands second in the Tech annals.



Lynnette Moster holds the top mark in kills at Tech.



Maja Pachale owns the career record for kills per game.

# Single Match & Miscellaneous Records

Kills			
Player	Opponent	Date	No.
Maja Pachale	NC State	10/08/99	38
Kerry Annel	NC State	10/28/95	36
Kerry Annel	Duke	11/03/93	35
Talisa Kellogg	Virginia	10/22/05	35
Maja Pachale	Arkansas	10/14/01	34
Cris Omiecinski	Auburn	9/14/95	34

Attempts			
Player	Opponent	Date	No.
Cris Omiecinski	Auburn	8/19/95	90
Maja Pachale	Wake Forest	10/20/00	81
Talisa Kellogg	Virginia Tech	11/2/07	78
Jennifer Wagner	Georgia	10/15/91	77
Talisa Kellogg	Virginia	10/22/05	74

Attack Percentage			
Player	Opponent	Date	Pct. (K-E-TA)
Alexandra Preiss	Virginia	10/04/03	1.000 (11-0-11)
Cris Omiecinski	W. Georgia	10/10/92	1.000 (10-0-10)
Talisa Kellogg	Stetson	9/16/06	1.000 (10-0-10)
Lauren Sauer	NC State	10/01/02	.944 (17-0-18)
Wendy Malins	Mercer	11/11/91	.909 (10-0-11)

Digs			
Player	Opponent	Date	No.
Jenn Beemsterboer	W. Carolina	11/02/88	43
Marisa Aston	Minnesota	12/10/04	36
Michelle Kandell	Duke	10/10/08	36
Jennifer Wagner	Maryland	10/03/92	35
Heidi Grunwald	Wake Forest	11/04/84	33

Assists			
Player	Opponent	Date	No.
Kele Eveland	North Carolina	11/11/00	93
Amanda Sabo	Clemson	11/20/98	87
Kele Eveland	Wake Forest	10/20/00	84
Andrea Nachtrieb	North Carolina	11/04/94	82
Andrea Nachtrieb	Auburn	9/14/95	82

Service Aces			
Player	Opponent	Date	No.
Jennifer Wagner	Georgia State	10/01/91	10
Cris Omiecinski	Georgia State	9/22/93	10
Cris Omiecinski	Georgia State	10/03/93	8
Jennifer Wagner	USC-Aiken	9/07/91	8
Jennifer Wagner	Morehead St.	9/12/92	7
Wynne Wycoff	Tenn. Temple	10/08/85	7
Elaine Griffith	East Carolina	9/26/87	7
Jennifer Smith	Charlotte	9/27/91	7
Amanda Medrow	Mercer	9/06/97	7

Total Blocks			
Player	Opponent	Date	No.
Rochelle Komula	Maryland	10/04/96	13
Lisa Kofskey	W. Carolina	11/09/87	12
Rochelle Komula	Cincinnati	8/30/96	12
Lisa Kofskey	Tenn. Tech	11/11/87	11
Laura Rullman	Georgia	9/22/88	11
Kerry Annel	North Carolina	10/21/94	11
Rochelle Komula	North Carolina	10/21/94	11
Rochelle Komula	North Carolina	11/05/95	11
Kyleen Bell	Illinois State	9/16/99	11
Alexandra Preiss	Wake Forest	10/19/01	11

Callie Miller	Winthrop	9/03/05	11
Nikki Kaminskas	Michigan	9/15/07	11

Solo Blocks			
Player	Opponent	Date	No.
Chrissy DeMichelis	Virginia Tech	11/2/07	6
Lisa Kofskey	Tenn. Tech	11/15/87	5
Angee Coman	Baptist	9/15/90	5
Lisa Kofskey	Georgia State	11/03/87	4
Kerry Annel	Clemson	10/05/93	4
Lauren Sauer	Wake Forest	10/08/04	4
Lauren Sauer	NC State	10/22/04	4
Chrissy DeMichelis	Miami	11/14/08	4
Monique Mead	MTSU	10/26/11	4

Block Assists			
Player	Opponent	Date	No.
Rochelle Komula	Maryland	10/04/96	12
Kerry Annel	North Carolina	11/04/94	11
Carla Gartner	North Carolina	11/05/95	11
Alexandra Preiss	Wake Forest	10/19/01	11
Callie Miller	Winthrop	9/03/05	11
Nikki Kaminskas	Michigan	9/15/07	11

## Georgia Tech's Elite Performances

Triple Doubles	
Kele Eveland.....	1
(11k, 52a, 12d) vs. California (12/12/03)	
Rochelle Komula.....	1
(27k, 12b, 10d) vs. Cincinnati (8/30/96)	
Allie Niekamp.....	1
(10k, 44a, 10d) vs. Mississippi State (9/1/06)	
Kaleigh Colson.....	1
(12k, 34a, 11d) at Miami (10/16/11)	

20/20 Double Doubles	
Cris Omiecinski.....	4
(21k, 20d) vs. NC State (11/11/95)	
(34k, 20d) vs. Auburn (9/14/95)	
(24k, 21d) vs. Maryland (11/19/93)	
(20k, 25d) vs. Maryland (10/03/92)	
Wendy Malins.....	3
(21k, 22d) at Furman (10/09/90)	
(24k, 21d) at Georgia State (9/27/89)	
(22k, 20d) vs. Southern Mississippi (9/22/89)	
Maja Pachale.....	3
(23k, 20d) vs. North Carolina (11/11/00)	
(22k, 29d) vs. Pacific (9/10/00)	
(21k, 27d) vs. Clemson (11/21/98)	
Lynnette Moster.....	3
(20k, 20d) vs. Michigan State (9/13/02)	
(25k, 22d) at Hawaii (12/13/03)	
(20k, 22d) at Minnesota (12/10/04)	
Shelia Abery.....	1
(23k, 28d) vs. Tennessee Tech (11/15/87)	
Jennifer Beemsterboer.....	1
(20k, 23d) vs. Georgia (9/29/89)	
Marta Bickert.....	1
(23k, 20d) at NC State (10/23/93)	
Lindsey Gray.....	1
(25k, 20d) vs. North Carolina (11/12/06)	
Heidi Grunwald.....	1
(25k, 33d) vs. Wake Forest (11/04/84)	
Teryl Townsend.....	1
(27k, 24d) vs. Clemson (11/20/98)	

30 Kill Club	
38.....	Maja Pachale vs. NC State (10/08/99)
36.....	Kerry Annel at NC State (10/25/95)

## Miscellaneous Team Records

Winning Percentage (Season): .....	34-4 (.895), 2003
Wins (Season): .....	34, 2003
Consecutive Wins: .....	23, Aug. 29-Oct. 31, 2003
Consecutive Games Won: .....	23, Aug. 29-Sept. 14, 2003
100th Win (Division I): .....	vs. Lake Erie, 10/19/91
200th Win (Division I): .....	vs. Boston College, 9/17/95
300th Win (Division I): .....	vs. Air Force, 9/17/99
400th Win (Division I): .....	vs. Georgia State, 10/04/03
500th Win (Division I): .....	at Virginia, 11/4/07
Home Win Streak: .....	27, Oct. 6, 2002-Sept. 12, 2004
Home Record (Season): .....	18-0, 2003
ACC Wins (Season): .....	16, 16-0, 2004
Conference Finish: .....	1st, 1995, 2000, 2003, 2004
First Postseason Appearance: .....	NIVC, 1993
First NCAA Appearance: .....	vs. George Mason, 11/30/94
Last NCAA Appearance: .....	vs. Baylor, 12/04/09
Attendance (O'Keefe): .....	2,000 vs. Georgia, (three times)
.....	9/1/06; 9/7/07; 8/28/09
Attendance (AMC): .....	3,211 vs. FSU, 10/06/02

35.....	Kerry Annel vs. Duke (11/03/94)
35.....	Talisa Kellogg vs. Virginia (10/22/05)
34.....	Maja Pachale vs. Arkansas (10/14/01)
34.....	Cris Omiecinski vs. Auburn (9/14/95)
33.....	Kerry Annel vs. Notre Dame (10/13/95)
31.....	Lynnette Moster at South Florida (9/14/02)
31.....	Cris Omiecinski vs. Florida State (11/05/93)
30.....	Eida Mabry vs. Wake Forest (10/20/00)
30.....	Monique Mead vs. Duke (9/24/10)
30.....	Lauren Sauer vs. Wisconsin (9/19/03)
30.....	Monique Mead vs. Louisville (8/27/11)

30 Dig Club	
43.....	J. Beemsterboer vs. W. Carolina (11/02/88)
36.....	Marisa Aston at Minnesota (12/10/04)
36.....	Michelle Kandell vs. Duke (10/10/08)
35.....	Jennifer Wagner vs. Maryland (10/03/92)
33.....	Heidi Grunwald vs. Wake Forest (11/04/84)
33.....	Jennifer Randall vs. Duke (9/24/05)
32.....	Michelle Kandell at Virginia (11/4/07)
32.....	Michelle Kandell at Miami (11/14/08)
31.....	Sheila Abery vs. Furman (10/29/87)
31.....	Margaret Gales vs. Maryland (11/05/88)
31.....	J. Beemsterboer vs. James Madison (10/08/88)
31.....	Cris Omiecinski vs. Clemson (9/29/92)
31.....	Amanda Hess vs. Wake Forest (10/20/00)
31.....	Jennifer Randall vs. NC State (11/12/05)
30.....	Michelle Kandell at Maryland (11/23/07)

11 Block Club	
13.....	Rochelle Komula at Maryland (10/04/96)
12.....	Rochelle Komula vs. Cincinnati (8/30/96)
12.....	Lisa Kofskey vs. Western Carolina (11/09/87)
11.....	Alexandra Preiss at Wake Forest (10/19/01)
11.....	Kyleen Bell vs. Illinois State (9/16/99)
11.....	Carla Gartner vs. North Carolina (11/05/95)
11.....	Rochelle Komula at North Carolina (11/05/95)
11.....	Rochelle Komula at North Carolina (10/21/94)
11.....	Kerry Annel at North Carolina (10/21/94)
11.....	Laura Rullman vs. Georgia (9/22/88)
11.....	Lisa Kofskey vs. Tennessee Tech (11/15/87)
11.....	Callie Miller vs. Winthrop (9/03/05)
11.....	Nikki Kaminskas at Michigan (9/15/07)



# Team and Individual Season Records

Kills	
1996.....	2551
2002.....	2423
2003.....	2355
2004.....	2125
1992.....	2094
1995.....	2085
2000.....	2034
2007.....	2023
1993.....	2016
1997.....	1948

Kill Attempts	
1996.....	6167
2002.....	5747
1992.....	5214
2003.....	5151
2007.....	5139
1995.....	5086
1991.....	5085
1997.....	4947
2000.....	4925
1993.....	4911

Attack Percentage	
2003.....	.331 (2355-651-5151)
2004.....	.300 (2125-677-4831)
2002.....	.283 (2423-796-5747)
1995.....	.275 (2085-685-5086)
1993.....	.274 (2016-671-4911)
1994.....	.271 (1945-676-4691)
1996.....	.266 (2551-913-6167)
1992.....	.265 (2094-712-5214)
2000.....	.261 (2034-751-4925)
2006.....	.259 (1912-696-4702)

Assists	
1996.....	2263
2002.....	2226
2003.....	2199
2004.....	1977
2007.....	1885
1995.....	1883
2000.....	1836
1992.....	1804
1997.....	1770
2006.....	1740

Digs	
1989.....	2357
1992.....	2340
1996.....	2290
2002.....	2238
1988.....	2211
2003.....	2176
1991.....	2074
2004.....	2074
1995.....	2059
2007.....	2030

Block Assists	
1996.....	778
2002.....	619
1995.....	607
2003.....	549
1997.....	545
1999.....	538
1998.....	516
1994.....	513
2005.....	471
1992.....	449

Solo Blocks	
1990.....	135
1987.....	115
1989.....	109
1993.....	100
1989.....	99
2002.....	96
2004.....	83
2009.....	81
1995.....	80
2006.....	80

Total Blocks	
1996.....	465
2002.....	405.5
1995.....	384
2003.....	346.5
1997.....	339
1994.....	326
1998.....	323
1993.....	313
1999.....	311
1992.....	310

Service Aces	
1991.....	364
1993.....	330
1992.....	329
1990.....	295
1987.....	271
1997.....	251
1996.....	225
1999.....	214
2007.....	210
1995.....	206

Total Kills	No.	Year
Lynnette Moster	629	2002
Monique Mead	588	2011
Lynnette Moster	585	2004
Rochelle Komula	545	1996
Lynnette Moster	541	2003
Lauren Sauer	541	2003
Maja Pachale	522	1999
Cris Omiecinski	517	1993
Monique Mead	515	2010
Lauren Sauer	506	2004

Hitting Percentage	Pct.	Year
Alexandra Preiss	.417	2003
Jayne Gergen	.393	2004
Rochelle Komula	.377	1996
Jayne Gergen	.372	2003
Kerry Annel	.372	1994
Callie Miller	.370	2008
Kerry Annel	.368	1995
Kaleigh Colson	.360	2010
Asia Stawicka	.355	2011
Alexandra Preiss	.348	2002

Assists	No.	Year
Kele Eveland	1,905	2002
Andrea Nachtrieb	1,857	1996
Kele Eveland	1,822	2003
Lindsey Laband	1,663	2004
Andrea Nachtrieb	1,526	1995
Allie Niekamp	1,494	2006
Kele Eveland	1,484	2000
Carolyn Clevenger	1,398	1997
Jennifer Castillo	1,391	1992
Andrea Nachtrieb	1,362	1993

Digs	No.	Year
Michelle Kandell	628	2007
Marisa Aston	522	2004
Jennifer Randall	513	2005
Michelle Kandell	512	2008
Abby Showers	508	2006
Marisa Aston	501	2003
Jordan McCullers	487	2010
Jennifer Beemsterboer	486	1989
Jordan McCullers	481	2009
Cindy Felling	472	1982

Block Assists	No.	Year
Jayne Gergen	157	2002
Dena Schorn	151	1996
Anna Nedderman	147	1999
Rochelle Komula	146	1995
Alexandra Preiss	142	2002
Kyleen Bell	141	1998
Carla Gartner	137	1996
Rochelle Komula	137	1996
Alexandra Preiss	136	2003
Jayne Gergen	134	2004

Solo Blocks	No.	Year
Lisa Kofskey	42	1987
Lauren Sauer	38	2004
Angee Coman	36	1990
Chrissy DeMichelis	35	2009
Lisa Kofskey	34	1988
Lauren Sauer	34	2002
Marta Bickert	32	1993
Jessica Smith	31	1989
Kerry Annel	26	1992

Kerry Annel	25	1995
Jennifer Wagner	25	1991

Total Blocks	No.	Year
Jayne Gergen	169	2002
Rochelle Komula	165	1995
Kyleen Bell	163	1998
Alexandra Preiss	162	2002
Carol Smith	158	1982
Anna Nedderman	156	1999
Jayne Gergen	148	2004
Jayne Gergen	148	2003
Kerry Annel	148	1992
Alexandra Preiss	147	2003

Service Aces	No.	Year
Jennifer Wagner	91	1991
Cris Omiecinski	85	1992
Andrea Nachtrieb	77	1993
Wendy Malins	71	1990
Wendy Malins	58	1988
Lindsey Gray	53	2006
Lynnette Moster	51	2004
Allie Niekamp	51	2006
Lynnette Moster	49	2003
Eida Mabry	47	2000
Lynnette Moster	47	2002



Jordan McCullers put up top-10 figures for digs in a season in 2009 & 2010.



Jayne Gergen is the single-season record holder in total blocks and block assists.



The 1996 Georgia Tech Volleyball Team, which was captained by Rochelle Komula (top) and Jennifer Orr (Bottom) re-wrote the single-season record book and still holds the top marks for kills, kill attempts, assists, total blocks and block assists in a season.

# Season Leaders

Kills	
1985	Sheila Abery.....217
1986	Robin Swats.....106
1987	Sheila Abery.....305
1988	Wendy Malins.....348
1989	Wendy Malins.....364
1990	Wendy Malins.....375
1991	Jennifer Wagner.....487
1992	Cris Omiecinski.....409
1993	Cris Omiecinski.....517
1994	Cris Omiecinski.....405
1995	Kerry Annel.....491
1996	Rochelle Komula.....545
1997	Rochelle Komula.....385
1998	Carla Gartner.....421
1999	Maja Pachale.....522
2000	Eida Mabry.....455
2001	Maja Pachale.....461
2002	Lynnette Moster.....629
2003	Lynnette Moster.....541
	Lauren Sauer.....541
2004	Lynnette Moster.....585
2005	Talisa Kellogg.....457
2006	Talisa Kellogg.....440
2007	Talisa Kellogg.....499
2008	Talisa Kellogg.....340
2009	Bailey Hunter.....380
2010	Monique Mead.....515
2011	Monique Mead.....588



Wendy Malins led Tech in kills in 1988, 1989 and 1990.

2009	Asia Stawicka.....331
2010	Asia Stawicka.....337
2011	Kaleigh Colson.....360

Kill Attempts	
1985	Wynne Wycoff.....630
1986	Elaine Griffith.....435
1987	Jenn Beemsterboer.....970
1988	Wendy Malins.....985
1989	Wendy Malins.....1,071
1990	Wendy Malins.....1,039
1991	Jennifer Wagner.....1,336
1992	Jennifer Wagner.....1,154
1993	Cris Omiecinski.....1,215
1994	Cris Omiecinski.....1,033
1995	Cris Omiecinski.....1,146
1996	Carla Gartner.....1,002
1997	Rochelle Komula.....975
1998	Maja Pachale.....1,060
1999	Maja Pachale.....1,277
2000	Maja Pachale.....1,091
2001	Maja Pachale.....1,083
2002	Lynnette Moster.....1,412
2003	Lynnette Moster.....1,226
2004	Lynnette Moster.....1,350
2005	Talisa Kellogg.....1,242
2006	Talisa Kellogg.....1,083
2007	Talisa Kellogg.....1,356
2008	Talisa Kellogg.....1,017
2009	Bailey Hunter.....941
2010	Monique Mead.....1,213
2011	Monique Mead.....1,455



Jennifer Wagner notched a school record 91 service aces in 1991.

Hitting Percentage	
1985	Sheila Abery.....208
1986	Lisa Kofskey.....172
1987	Lisa Kofskey.....244
1988	Lisa Kofskey.....328
1989	Angee Coman.....211
1990	Wendy Malins.....210
1991	Erica Organ.....250
1992	Angie Propp.....341
1993	Kerry Annel.....319
1994	Kerry Annel.....372
1995	Kerry Annel.....368
1996	Rochelle Komula.....377
1997	Danielle Olein.....323
1998	Carla Gartner.....283
1999	Maja Pachale.....251
2000	Kyleen Bell.....337
2001	Alexandra Preiss.....323
2002	Alexandra Preiss.....348
2003	Alexandra Preiss.....417
2004	Jayme Gergen.....393
2005	Callie Miller.....280
2006	Callie Miller.....319
2007	Nikki Kaminskas.....296
2008	Callie Miller.....370

Aces	
1985	Wynne Wycoff.....45
1986	Margaret Gales.....25
1987	Jenn Beemsterboer.....45
1988	Wendy Malins.....58
1989	Wendy Malins.....40
1990	Wendy Malins.....71
1991	Jennifer Wagner.....91
1992	Cris Omiecinski.....85
1993	Andrea Nachtrieb.....77
1994	Marta Bickert.....31
1995	Lynnette Anderson.....35
1996	Carla Gartner.....29
1997	Carla Gartner.....42
1998	Aimee Boulet.....46
1999	Maja Pachale.....44
2000	Eida Mabry.....47
2001	Lynnette Moster.....46
2002	Lynnette Moster.....47
2003	Lynnette Moster.....49
2004	Lynnette Moster.....51

2005	Lindsey Gray.....35
2006	Lindsey Gray.....53
2007	Lindsey Gray.....39
2008	Michelle Kandell.....33
2009	Mary Ashley Tippins.....36
2010	Monique Mead.....33
	Bailey Hunter.....33
2011	Susan Carlson.....33

Digs	
1985	Robin Swats.....241
1986	Margaret Gales.....181
1987	Margaret Gales.....347
1988	Jenn Beemsterboer.....425
1989	Jenn Beemsterboer.....486
1990	Wendy Malins.....401
1991	Jennifer Wagner.....350
1992	Jennifer Wagner.....408
1993	Marta Bickert.....325
1994	Cris Omiecinski.....289
1995	Cris Omiecinski.....345
1996	Andrea Nachtrieb.....238
1997	Carla Gartner.....299
1998	Carla Gartner.....285
1999	Maja Pachale.....317
2000	Maja Pachale.....341
2001	Amanda Hess.....284
2002	Marisa Aston.....444
2003	Marisa Aston.....501
2004	Marisa Aston.....522
2005	Jennifer Randall.....513
2006	Abby Showers.....508
2007	Michelle Kandell.....628
2008	Michelle Kandell.....512
2009	Jordan McCullers.....481
2010	Jordan McCullers.....487
2011	Nicki Meyer.....428




Michelle Kandell shattered Georgia Tech's single-season digs record with 628 in 2007.

Assists	
1985	Robin Swats.....327
1986	Margaret Gales.....437
1987	Margaret Gales.....913
1988	Margaret Gales.....906
1989	Margaret Gales.....1,175
1990	Jaime Keating.....661
1991	Jennifer Castillo.....1,281
1992	Jennifer Castillo.....1,391
1993	Andrea Nachtrieb.....1,362
1994	Andrea Nachtrieb.....1,357
1995	Andrea Nachtrieb.....1,526
1996	Andrea Nachtrieb.....1,857
1997	Carolyn Clevenger.....1,398
1998	Amanda Sabo.....819

1999	Courtney Adler.....798
2000	Kele Eveland.....1,484
2001	Kele Eveland.....1,253
2002	Kele Eveland.....1,905
2003	Kele Eveland.....1,822
2004	Lindsey Laband.....1,663
2005	Lindsey Laband.....1,358
2006	Allie Niekamp.....1,494
2007	Allie Niekamp.....1,117
2008	Allie Niekamp.....860
2009	Mary Ashley Tippins.....1,307
2010	Mary Ashley Tippins.....1,302
2011	Kaleigh Colson.....790

Total Blocks	
1985	Wynne Wycoff.....44
1986	Laura Rullman.....69
1987	Lisa Kofskey.....128
1988	Lisa Kofskey.....99
1989	Angee Coman.....107
1990	Angee Coman.....119
1991	Jennifer Smith.....101
1992	Kerry Annel.....148
1993	Kerry Annel.....132
1994	Kerry Annel.....137
1995	Rochelle Komula.....165
1996	Dena Schorn.....109
1997	Danielle Olein.....124
1998	Kyleen Bell.....163
1999	Anna Nedderman.....156
2000	Kyleen Bell.....123
2001	Alexandra Preiss.....118
2002	Jayme Gergen.....169
2003	Jayme Gergen.....148
2004	Jayme Gergen.....134
2005	Nikki Kaminskas.....122
2006	Callie Miller.....98
2007	Nikki Kaminskas.....119
2008	Callie Miller.....125
2009	Asia Stawicka.....126
2010	Asia Stawicka.....131
2011	Monique Mead.....92



Andrea Nachtrieb averaged more than 1,500 assists per season at Georgia Tech.

Block Assists	
1985	Wynne Wycoff.....32
1986	Laura Rullman.....46
1987	Lisa Kofskey.....86
1988	Laura Rullman.....66
1989	Angee Coman.....81
1990	Angee Coman.....83
1991	Jennifer Smith.....89
1992	Kerry Annel.....122

1993	Kerry Annel.....104
1994	Kerry Annel.....120
1995	Rochelle Komula.....146
1996	Dena Schorn.....151
1997	Carla Gartner.....115
1998	Kyleen Bell.....141
1999	Anna Nedderman.....147
2000	Kyleen Bell.....110
2001	Alexandra Preiss.....107
2002	Jayme Gergen.....157
2003	Alexandra Preiss.....136
2004	Jayme Gergen.....148
2005	Callie Miller.....111
2006	Callie Miller.....81
2007	Nikki Kaminskas.....108
2008	Callie Miller.....111
2009	Asia Stawicka.....113
2010	Asia Stawicka.....115
2011	Monique Mead.....84

Solo Blocks	
1985	Sheila Abery.....13
1986	Laura Rullman.....23
1987	Lisa Kofskey.....42
1988	Lisa Kofskey.....34
1989	Jessica Smith.....31
1990	Angee Coman.....36
1991	Jennifer Wagner.....25
1992	Kerry Annel.....26
1993	Marta Bickert.....32
1994	Kerry Annel.....17
1995	Kerry Annel.....25
1996	Rochelle Komula.....19
1997	Danielle Olein.....19
1998	Kyleen Bell.....22
1999	Kyleen Bell.....14
2000	Kyleen Bell.....13
2001	Kyleen Bell.....15
2002	Lauren Sauer.....34
2003	Lauren Sauer.....22
2004	Lauren Sauer.....38
2005	Talisa Kellogg.....20
2006	Talisa Kellogg.....20
2007	Chrissy DeMichelis.....22
2008	Callie Miller.....14
2009	Chrissy DeMichelis.....35
2010	Asia Stawicka.....16
2011	Alexis Woodson.....14



Kyleen Bell led Georgia Tech in solo blocks in each of her four seasons on the Flats.



# Record vs. Opponents

Opponent	Matches	Games	Last Meeting
Air Force	1-0	3-0	W, 1999
Alabama	5-0	15-6	W, 2003
Alabama A&M	2-0	6-0	W, 2010
Alabama-Birmingham	3-16	16-47	W, 2010
Alabama-Huntsville	1-0	3-0	W, 1987
Alabama State	0-2	0-4	L, 1982
Appalachian State	1-2	4-6	W, 1992
Arkansas	4-0	12-2	W, 2008
Arkansas-Little Rock	1-0	3-0	W, 1999
Arizona	0-2	0-6	L, 2007
Arizona State	0-2	1-6	L, 1999
Auburn	4-7	14-27	L, 1996
Augusta	10-0	25-1	W, 1989
Austin Peay	1-0	3-0	W, 2009
Baptist	1-1	4-2	W, 1990
Baylor	0-1	0-3	L, 2009
Belmont	1-0	3-0	W, 1999
Bethune-Cookman	1-0	3-0	W, 1997
<b>Boston College</b>	<b>13-2</b>	<b>41-10</b>	<b>W, 2011</b>
<b>Bowling Green</b>	<b>1-0</b>	<b>3-0</b>	<b>W, 1993</b>
Bryan	0-2	1-4	L, 1982
California-Berkeley	1-0	3-1	W, 2003
California-Los Angeles	0-2	1-6	L, 1994
California-San Diego	0-1	0-3	L, 1992
Cal-Santa Barbara	1-2	3-6	W, 2004
<b>Cal. State-Fullerton</b>	<b>1-0</b>	<b>3-2</b>	<b>W, 1997</b>
Cal. State-Northridge	0-1	0-3	L, 1992
Campbell	3-0	9-1	W, 1996
Central Florida	3-2	6-6	W, 2004
<b>Charleston Southern</b>	<b>3-0</b>	<b>9-0</b>	<b>W, 1996</b>
Chattanooga	8-5	25-17	W, 2002
Chicago State	1-0	3-0	W, 1995
Cincinnati	1-1	6-2	W, 1996
<b>Clemson</b>	<b>23-31</b>	<b>90-113</b>	<b>L, 2011</b>
Coastal Carolina	8-1	24-4	W, 2003
College of Charleston	3-0	9-0	W, 1998
Colorado	1-1	4-5	L, 2000
Colorado State	0-3	2-9	L, 2004
Columbus	6-3	13-6	W, 1982
Cornell	1-0	3-0	W, 2002
Creighton	1-0	3-0	W, 1998
Davidson	7-0	21-1	W, 2000
Denver	0-1	1-3	L, 2009
DePaul	1-0	3-0	W, 1995
<b>Duke</b>	<b>19-39</b>	<b>83-129</b>	<b>L, 2011</b>
East Carolina	4-1	13-4	W, 1993
East Tennessee State	3-1	10-4	W, 1994
Eastern Illinois	1-0	3-0	W, 2008
Erskine	0-2	0-4	L, 1983
Evansville	0-1	0-3	L, 1990
Flagler	1-0	2-1	W, 1982
Florida A&M	11-0	30-4	W, 2010
Florida Atlantic	1-0	3-0	W, 1994
Florida Gulf Coast	1-0	3-0	W, 2010
Florida International	1-0	3-0	W, 2002
<b>Florida State</b>	<b>29-14</b>	<b>101-65</b>	<b>L, 2011</b>
Fontebonne	0-1	0-3	L, 1984
Furman	9-7	32-24	W, 2011
George Mason	3-0	9-1	W, 2002
Georgetown	1-1	5-3	W, 2001
George Washington	1-0	3-1	W, 2005
<b>Georgia</b>	<b>13-21</b>	<b>46-68</b>	<b>W, 2011</b>
Georgia Southern	6-0	18-2	W, 1992
Georgia State	34-3	108-15	W, 2010
Hawaii	0-2	1-6	L, 2003
Houston Baptist	1-0	3-0	W, 2011
Huntington	3-0	6-1	W, 1982
Illinois	0-4	1-12	L, 1997
Illinois State	1-1	5-4	W, 1999
<b>Indiana</b>	<b>0-1</b>	<b>2-3</b>	<b>L, 2010</b>
IPFW	1-0	3-0	W, 2004
<b>Jacksonville</b>	<b>1-2</b>	<b>3-5</b>	<b>W, 1992</b>
Jacksonville State	2-1	6-2	W, 1996
James Madison	1-2	3-7	L, 1990

Opponent	Matches	Games	Last Meeting
Kansas	1-0	3-0	W, 1993
Kansas State	2-1	6-5	W, 2011
Kentucky	2-3	7-11	L, 2007
Lake City	0-3	1-6	L, 1981
Lake Erie	1-0	3-2	W, 1991
Liberty	0-1	1-3	L, 1988
Long Beach State	0-2	2-6	L, 2003
Long Island University	1-0	3-1	W, 2005
Louisiana State	1-1	4-3	W, 2001
Louisville	2-1	8-5	W, 2011
Loyola-Chicago	1-0	3-0	W, 2000
Loyola-Maryland	0-1	2-3	L, 2010
Marshall	1-0	3-2	W, 1996
<b>Maryland</b>	<b>27-26</b>	<b>106-99</b>	<b>W, 2011</b>
Massachusetts	1-0	3-0	W, 2000
Mercer	20-1	55-7	W, 2011
<b>Miami</b>	<b>8-7</b>	<b>34-31</b>	<b>L, 2011</b>
Miami-Ohio	3-0	9-2	W, 2004
Michigan	0-3	4-9	L, 2008
Michigan State	2-0	6-1	W, 2003
Middle Tennessee State	2-3	9-9	L, 2011
Minnesota	1-5	8-17	L, 2009
Mississippi	2-1	7-6	W, 2009
Mississippi State	0-5	2-15	L, 2006
Montana	0-1	0-3	L, 1992
Montevallo	0-2	0-4	L, 1981
Morehead State	1-2	3-6	W, 1992
Nebraska	1-0	3-2	W, 2003
New Orleans	0-3	0-9	L, 1990
Nicholls State	2-0	6-4	W, 1991
North Alabama	1-1	2-2	L, 1982
<b>North Carolina</b>	<b>24-31</b>	<b>88-114</b>	<b>L, 2011</b>
<b>NC State</b>	<b>37-15</b>	<b>112-59</b>	<b>L, 2011</b>
NC-Wilmington	3-0	9-1	W, 2000
North Carolina A&T	1-0	0-3	W, 1993
Northeastern Illinois	1-0	3-0	W, 1995
Northeastern Louisiana	1-0	3-0	W, 1992
Northern Illinois	1-0	3-0	W, 2009
Northern Iowa	1-1	4-5	W, 2006
North Florida	1-0	3-0	W, 1997
North Georgia	10-0	21-2	W, 1982
Northwestern	1-1	3-3	L, 2005
Notre Dame	1-1	3-5	W, 1995
Oglethorpe	5-0	10-1	W, 1982
Ohio	0-1	2-3	L, 2009
Ohio State	0-2	0-6	L, 2004
Oral Roberts	1-0	3-0	W, 2010
Pacific	0-2	2-6	L, 2000
Pennsylvania	0-1	1-3	L, 1987
Penn State	0-3	0-9	L, 1996
Pepperdine	0-3	2-9	L, 2007
Pittsburgh	1-0	3-1	W, 2007
Providence	2-0	6-0	W, 1995
Purdue	0-1	1-3	L, 2004
Radford	0-1	0-3	L, 1986
Rhode Island	1-0	3-0	W, 2001
Rice	1-1	5-3	L, 2011
Rollins	0-1	0-3	L, 1984
St. Mary's	0-1	1-3	L, 1998
Samford	5-2	16-7	L, 2011
Sam Houston State	1-2	3-6	W, 2006
San Jose State	1-0	3-0	W, 2003
Santa Clara	1-0	3-0	W, 2003
Siena College	2-0	6-0	W, 1995
South Alabama	2-2	7-6	W, 1998
South Carolina	1-3	6-10	L, 1999
South Carolina State	5-0	15-1	W, 1998
South Florida	2-2	8-6	W, 2006
Southeast Missouri	1-0	3-1	W, 2009
Southern California	0-1	0-3	L, 2004
Southern Mississippi	1-2	7-7	L, 2008
<b>Southern Methodist</b>	<b>1-0</b>	<b>3-0</b>	<b>W, 1997</b>
Southwest Texas State	1-0	3-0	W, 1992

Opponent	Matches	Games	Last Meeting
Spelman	3-0	6-0	W, 1981
Stanford	0-2	2-5	L, 1995
Stetson	2-2	8-6	W, 2006
Syracuse	0-1	0-3	L, 1989
Temple	2-0	6-0	W, 2007
Tennessee	0-2	4-6	L, 1993
Tennessee Nazarene	1-0	2-0	W, 1984
Tennessee Tech	5-6	18-24	W, 2011
Tennessee Temple	3-1	10-3	W, 1985
Texas	0-1	0-3	L, 1995
Texas A&M	0-1	1-3	L, 1998
Texas-Arlington	1-0	3-0	W, 1999
Texas-El Paso	2-0	6-1	W, 1999
Texas San Antonio	0-1	1-3	L, 2011
Texas Tech	1-0	3-0	W, 2001
Toledo	2-0	6-1	W, 2006
Troy State	0-2	0-4	L, 1983
Tuskegee	1-3	2-7	W, 1982
UNC Asheville	9-0	24-3	W, 1996
UNC Charlotte	5-5	17-16	W, 1992
UNC Greensboro	2-0	6-1	W, 1992
USC-Aiken	1-1	3-2	W, 1991
Utah	0-1	0-3	L, 2001
Utah Valley State	1-0	3-0	W, 2007
Valdosta	4-0	8-1	W, 1981
Villanova	2-0	5-1	W, 2006
<b>Virginia</b>	<b>32-17</b>	<b>111-66</b>	<b>W, 2011</b>
Virginia Commonwealth	1-0	3-2	W, 1992
<b>Virginia Tech</b>	<b>9-7</b>	<b>31-28</b>	<b>L, 2011</b>
<b>Wake Forest</b>	<b>28-9</b>	<b>86-42</b>	<b>W, 2011</b>
Washington	0-1	0-3	L, 2010
Wesleyan	3-0	6-0	W, 1982
Western Carolina	11-9	39-32	W, 2007
Western Kentucky	0-1	0-3	L, 2005
West Georgia	5-11	23-28	W, 1992
Western Michigan	1-0	3-0	W, 2003
William and Mary	3-0	9-1	W, 1998
Winthrop	10-1	30-10	W, 2005
Wisconsin	1-1	5-5	L, 2004
Wisc.-Milwaukee	2-1	6-4	L, 1997
Xavier	2-0	6-0	W, 2008
Yale	1-0	3-0	W, 1992

**Bold indicates a 2012 opponent**



Marisa Aston participated in four NCAA Tournaments from 2001-2004.

# Year-by-Year Results

Neutral Site Guide located on page 63  
- Shading indicates NCAA Participant -

**David Houser**  
43-36 • .544  
1980-81 • 2 years

## 1980 (23-16)

### GAIW Division III

Erskine	L 0-2
Georgia	L 0-2
Valdosta State	W 2-0
Mercer (Atlanta)	W 2-0
Oglethorpe	W 2-0
North Georgia	W 2-0
Columbus	L 1-2
Mercer (Atlanta)	W 3-0
Jacksonville State	L 0-2
Florida Junior	L 0-2
Columbus	W 2-1
Valdosta State	W 2-1
Mercer (Atlanta)	W 2-0
North Georgia	W 2-0
Oglethorpe	W 2-0
Daytona Junior	L 0-2
Valdosta State	W 2-0
Tennessee Temple	L 1-2
Mercer (Atlanta)	W 2-0
Wesleyan	W 3-2
Wesleyan	W 3-0
Clemson	L 0-2
Duke	L 0-2
N.C. State	L 0-2
Oglethorpe	W 2-0
Mercer (Atlanta)	W 2-0
North Alabama	L 0-2
UT-Chattanooga	L 0-2
Montgomery	L 0-2
North Georgia	W 2-0
West Georgia	L 1-2
Judson	W 2-0
Mercer (Atlanta)	W 3-0
North Georgia	W 3-1
Rawlins	L 0-3
Florida Tech	W 2-0
North Georgia	W 2-0
North Georgia	W 2-0
Rollins	L 0-2

## 1981 (20-20)

### GAIW Division III

S. 26 Flagler	W 2-1
S. 26 Valdosta State	W 2-1
S. 26 Lake City	L 0-2
S. 30 Mercer (Atlanta)	W 3-1
O. 1 North Georgia	W 2-0
O. 1 West Georgia	L 1-2
O. 5 West Georgia	L 1-2
O. 5 Georgia	L 0-2
O. 8 Oglethorpe	W 2-1
O. 8 Spelman	W 2-0
O. 9 West Georgia	L 0-2
O. 10 Valdosta State	W 2-0
O. 10 Montevallo	L 0-2
O. 10 Tuskegee	L 1-2
O. 10 Troy State	L 0-2
O. 14 North Georgia	W 2-1
O. 16 Valdosta State	W 2-0
O. 16 Columbus	L 1-2
O. 16 West Georgia	L 0-2
O. 20 Spelman	W 2-0
O. 20 Wesleyan	W 2-0
O. 22 Augusta	W 2-1
O. 24 UT-Chattanooga	L 0-2
O. 24 UNC Asheville	L 0-2
O. 24 Bryan	L 0-2
O. 27 West Georgia	L 1-2
O. 27 Mercer	W 2-1
O. 30 North Carolina	L 0-2

O. 30 Maryland	L 0-2
O. 30 Duke	L 0-2
N. 3 Augusta	W 2-0
N. 3 North Georgia	W 2-0
N. 3 Georgia	L 0-2
N. 5 Valdosta State	W 2-0
N. 5 Mercer	W 2-0
N. 6 Lake City	L 1-2
N. 6 North Alabama	W 2-0
N. 6 Alabama State	L 1-2
N. 9 Columbus	W 2-1
N. 9 Huntington	W 2-1

**Mary Ann Ingram**  
25-40 • .385  
1982-83 • 2 years

## 1982 (22-16)

### GAIW Division II

S. 28 at UT-Chattanooga	L 0-2
S. 28 at Tennessee Temple	W 2-0
S. 30 West Georgia	L 1-2
S. 30 North Georgia	W 2-0
O. 1 Augusta	W 2-0
O. 1 Tuskegee	L 0-2
O. 4 at Georgia	L 0-2
O. 4 at West Georgia	W 2-0
O. 7 Mercer	W 3-1
O. 8 vs. Augusta <sup>1</sup>	W 2-0
O. 8 vs. Lake City CC <sup>1</sup>	L 0-2
O. 8 vs. Huntington <sup>1</sup>	W 2-0
O. 9 vs. Jacksonville State <sup>1</sup>	L 0-2
O. 9 at Columbus <sup>1</sup>	W 2-0
O. 12 Oglethorpe	W 2-0
O. 12 Mercer (Atlanta) <sup>2</sup>	W 2-0
O. 13 at West Georgia	L 1-2
O. 13 at Columbus	W 2-0
O. 13 at Wesleyan	W 2-0
O. 22 vs. Jacksonville <sup>3</sup>	L 0-2
O. 22 vs. Georgia <sup>3</sup>	L 0-2
O. 22 vs. Bryan <sup>3</sup>	L 0-3
O. 22 vs. North Alabama <sup>3</sup>	L 0-2
O. 26 at Huntington	W 2-0
O. 26 at Columbus	L 1-2
O. 27 Spelman	W 2-0
O. 27 Mercer	W 2-1
O. 29 at Tuskegee <sup>4</sup>	L 0-2
O. 29 vs. Alabama State <sup>4</sup>	L 0-2
O. 30 vs. Florida A&M <sup>4</sup>	W 2-1
O. 30 vs. Florida A&M <sup>4</sup>	W 1-0
O. 30 vs. Columbus <sup>4</sup>	W 2-1
O. 30 vs. Alabama State <sup>4</sup>	L 0-2
O. 30 at Tuskegee <sup>4</sup>	W 1-0
N. 3 at Mercer	L 1-2
N. 3 at Augusta	W 0-0
N. 11 Columbus	W 2-1
N. 11 Wesleyan	W 2-0

## 1983 (3-24, 0-7 ACC)

### NCAA Division I

S. 21 at Furman	L 0-2
S. 21 at USC-Aiken	L 0-2
S. 23 UNC Charlotte	L 0-2
S. 23 Troy State	L 0-2
S. 24 Erskine	L 0-2
S. 30 at Morehead State	L 0-3
S. 30 at NC State	L 0-3
S. 30 at Mississippi State	L 0-3
O. 3 West Georgia	L 1-3
O. 6 Tennessee Temple	L 1-2
O. 6 Mercer	W 2-0
O. 7 UAB	L 1-3
O. 14 New Orleans	L 0-3
O. 16 at Duke	L 0-3
O. 16 at North Carolina	L 0-3
O. 20 at UT-Chattanooga	L 1-3
O. 21 Georgia	L 0-3
O. 28 Wake Forest	L 1-3
O. 29 Clemson	L 0-3

O. 31 UAB	L 0-3
N. 2 Mercer	W 2-0
N. 2 North Carolina	W 2-0
N. 4 at Maryland	L 0-3
N. 5 at Virginia	L 0-3
N. 5 at Clemson	L 0-3
N. 8 West Georgia	L 1-3
N. 11 vs. NC State <sup>5</sup>	L 0-3

**Terry Chambers**  
4-22 • .154  
1984 • 1 year

## 1984 (4-22, 0-7 ACC)

S. 28 Duke	L 0-3
S. 29 Central Florida	L 0-3
O. 4 at Tennessee Temple	W 2-0
O. 4 at Tennessee Nazarene	W 2-0
O. 5 Georgia	L 0-3
O. 9 Furman	L 0-3
O. 9 UAB	L 0-3
O. 11 UT-Chattanooga	W 3-2
O. 13 North Carolina	L 0-3
O. 16 at Clemson	L 1-3
O. 19 vs. Samford <sup>3</sup>	W 2-0
O. 19 vs. Montevallo <sup>3</sup>	L 0-2
O. 20 vs. Mississippi State <sup>3</sup>	L 1-2
O. 20 vs. UAB <sup>3</sup>	L 0-2
O. 20 vs. Rollins <sup>3</sup>	L 0-2
O. 23 West Georgia	L 2-3
O. 25 at Georgia	L 0-3
O. 26 at Furman <sup>3</sup>	L 0-3
O. 26 vs. Stetson <sup>6</sup>	L 2-3
O. 27 vs. Fontebonne <sup>6</sup>	L 0-3
N. 1 Maryland	L 0-3
N. 2 at NC State	L 0-3
N. 3 at Virginia	L 1-3
N. 4 at Wake Forest	L 2-3
N. 8 UAB	L 0-3
N. 8 vs. Duke <sup>5</sup>	L 0-3

**Judy Sackfield**  
75-132 • .362  
1985-90 • 6 years

## 1985 (4-26, 0-7 ACC)

S. 20 at UAB <sup>7</sup>	L 0-3
S. 20 vs. Mississippi State <sup>7</sup>	L 0-3
S. 21 vs. Tennessee Tech <sup>7</sup>	L 0-3
S. 21 vs. South Alabama <sup>7</sup>	L 0-3
S. 26 at Georgia State	W 3-0
S. 28 Tennessee Tech	L 0-3
O. 1 at UT-Chattanooga	L 0-3
O. 3 at Georgia	L 0-3
O. 5 Wake Forest	L 1-3
O. 8 Tennessee Temple	W 3-1
O. 8 West Georgia	W 2-0
O. 11 at Central Florida <sup>8</sup>	L 0-3
O. 11 vs. South Alabama <sup>8</sup>	L 1-3
O. 12 vs. UAB <sup>8</sup>	L 0-3
O. 12 vs. Stetson <sup>8</sup>	L 0-3
O. 15 at Georgia State	W 2-1
O. 19 Virginia	L 0-3
O. 21 Western Carolina	L 0-3
O. 22 Clemson	L 0-3
O. 25 South Florida	L 0-3
O. 25 UT-Chattanooga	L 0-3
O. 26 NC State	L 0-3
O. 29 Georgia	L 0-3
N. 2 at Maryland	L 0-3
N. 5 UAB	L 0-3
N. 7 at Duke	L 0-3
N. 8 at North Carolina	L 0-3
N. 15 Morehead State	L 0-3
N. 19 at West Georgia	L 1-3
N. 22 vs. Duke <sup>5</sup>	L 0-3



Georgia Tech's first volleyball team in 1980.

## 1986 (8-20, 0-7 ACC)

S. 23 at UNC-Asheville	W 3-1
S. 24 at Furman	W 3-1
S. 30 Western Carolina	L 0-3
O. 1 at Georgia State	W 3-1
O. 3 at Wake Forest	L 0-3
O. 4 at NC State	L 0-3
O. 7 at UAB	L 0-3
O. 10 Winthrop	W 3-1
O. 14 at Georgia	L 1-3
O. 16 Georgia State	W 3-0
O. 18 North Carolina	L 0-3
O. 19 Mississippi State	L 0-3
O. 22 at Clemson	L 0-3
O. 24 vs. Coastal Carolina <sup>9</sup>	L 0-2
O. 24 vs. Appalachian State <sup>9</sup>	L 0-2
O. 24 vs. Baptist <sup>9</sup>	L 1-2
O. 25 vs. West Georgia <sup>9</sup>	W 2-0
O. 25 vs. Campbell <sup>9</sup>	W 3-1
O. 27 UAB	L 1-3
O. 28 at Western Carolina	L 0-3
N. 1 Duke	L 0-3
N. 3 UNC-Asheville	W 3-0
N. 4 Georgia	L 0-3
N. 7 Maryland	L 0-3
N. 11 at Tennessee Tech	L 0-3
N. 14 at Virginia	L 0-3
N. 15 at Radford	L 0-3
N. 21 vs. North Carolina <sup>5</sup>	L 0-3

N. 6 NC State	L 0-3
N. 9 Western Carolina	W 3-1
N. 10 UAB	L 0-3
N. 12 at Duke	L 0-3
N. 13 at North Carolina	L 0-3
N. 15 Tennessee Tech	W 3-2
N. 20 vs. North Carolina <sup>5</sup>	L 0-3

## 1988 (20-16, 0-6 ACC)

S. 13 at Coastal Carolina	W 3-0
S. 13 at South Carolina St.	W 3-0
S. 14 at Furman	W 3-0
S. 17 at Davidson	W 3-0
S. 17 at East Carolina	W 3-0
S. 20 at Winthrop	W 3-1
S. 22 vs. Georgia <sup>12</sup>	L 1-3
S. 23 vs. Georgia State <sup>12</sup>	W 3-0
S. 23 vs. Mercer <sup>12</sup>	W 3-0
S. 24 vs. Augusta <sup>12</sup>	W 3-0
S. 27 at UNC Asheville	W 3-0
S. 28 at Samford	W 3-0
O. 2 Duke	L 1-3
O. 5 at Augusta	W 3-0
O. 7 at Virginia	L 0-3
O. 8 at Liberty	L 1-3
O. 8 at James Madison	W 3-1
O. 11 Georgia State	W 3-0
O. 12 UAB	L 2-3
O. 15 at Tennessee Tech	W 3-1
O. 18 at Clemson	L 2-3
O. 19 Samford	W 3-0
O. 21 at East Tennessee St.	W 3-0
O. 24 UAB	L 1-3
O. 25 Western Carolina	W 3-1
O. 27 at Mercer	W 3-0
O. 29 North Carolina	L 0-3
O. 30 Cincinnati	L 1-3
N. 2 at Western Carolina	L 2-3
N. 5 Maryland	L 1-3
N. 8 at Georgia	L 0-3
N. 9 at Georgia Southern	W 3-0
N. 11 NC State	L 0-3
N. 12 at UNC Charlotte	L 2-3
N. 14 Auburn	L 0-3
N. 19 vs. North Carolina <sup>5</sup>	L 0-3

## 1989 (17-20, 0-6 ACC)

S. 13 at UNC Asheville	W 3-0
S. 15 Winthrop	W 3-0
S. 15 South Carolina State	W 3-0
S. 19 at Mercer	W 3-0
S. 22 vs. Alabama <sup>13</sup>	W 3-1
S. 22 vs. So. Mississippi <sup>13</sup>	L 2-3
S. 23 vs. Sam Houston St. <sup>13</sup>	L 0-3
S. 23 at New Orleans <sup>13</sup>	L 0-3
S. 29 Georgia State	W 3-1
S. 29 NC State	L 0-3
S. 30 UNC Asheville	W 3-0
S. 30 Samford	W 3-1
O. 3 Clemson	L 0-3
O. 4 Augusta	W 3-0
O. 6 James Madison	L 0-3



# Year-by-Year Results

O. 7 UAB	L 1-3	S. 25 West Georgia	W 3-0
O. 7 Furman	W 3-0	S. 27 vs. Coastal Carolina <sup>14</sup>	W 3-1
O. 8 Georgia Southern	W 3-0	S. 27 at UNC Charlotte <sup>14</sup>	W 3-1
O. 10 at Western Carolina	W 3-2	S. 28 vs. UNC Wilmington <sup>14</sup>	W 3-1
O. 13 at Maryland	L 0-3	S. 28 vs. Nicholls State <sup>14</sup>	W 3-2
O. 13 at Syracuse	L 0-3	O. 1 at Georgia State	W 3-1
O. 14 at Southern Mississippi	W 3-1	O. 4 at Georgetown	L 2-3
O. 14 at South Carolina	L 0-3	O. 5 at Maryland	L 1-3
O. 16 at Georgia State	W 3-2	O. 10 Clemson	L 2-3
O. 18 Georgia	L 1-3	O. 12 Western Carolina	W 3-0
O. 20 Virginia	L 1-3	O. 15 Georgia	L 2-3
O. 26 Western Carolina	L 1-3	O. 18 vs. Charleston <sup>21</sup>	W 3-0
O. 27 Tennessee Tech	W 3-2	O. 18 vs. UNC Greensboro <sup>21</sup>	W 3-0
O. 27 East Carolina	L 1-3	O. 19 vs. Lake Erie <sup>21</sup>	W 3-2
O. 31 at Auburn	L 1-3	O. 19 at Davidson <sup>21</sup>	W 3-0
N. 3 at Duke	L 0-3	O. 19 vs. Winthrop <sup>21</sup>	W 3-0
N. 4 at North Carolina	L 0-3	O. 23 UT-Chattanooga	W 3-1
N. 7 Auburn	L 0-3	O. 26 NC State	W 3-0
N. 11 Mercer	W 3-0	O. 27 Virginia	W 3-1
N. 11 UNC-Charlotte	W 3-1	N. 1 at Duke	L 0-3
N. 13 at Samford	L 1-3	N. 2 at North Carolina	L 0-3
N. 18 vs. Duke <sup>5</sup>	L 0-3	N. 5 Georgia State	W 3-0
		N. 10 Florida State	W 3-2
		N. 12 Mercer	W 3-2
		N. 22 vs. NC State <sup>5</sup>	W 3-2
		N. 23 vs. Duke <sup>5</sup>	L 0-3

## 1990 (8-30, 0-6 ACC)

S. 12 at UNC Asheville	W 3-0	S. 2 at UT-Chattanooga	W 3-0
S. 15 Baptist <sup>12</sup>	W 3-1	S. 2 vs. Campbell <sup>18</sup>	W 3-0
S. 16 Tennessee Tech <sup>12</sup>	L 0-3	S. 4 vs. Appalachian St. <sup>18</sup>	W 3-1
S. 18 at South Carolina St.	W 3-1	S. 5 vs. UNC Greensboro <sup>18</sup>	W 3-1
S. 19 at UAB	L 0-3	S. 5 vs. VCU <sup>18</sup>	W 3-2
S. 21 vs. Nicholls State <sup>13</sup>	W 3-2	S. 5 at Coastal Carolina	W 3-0
S. 21 at New Orleans <sup>13</sup>	L 0-3	S. 9 at #20 Pepperdine	L 1-3
S. 21 vs. Sam Houston St. <sup>13</sup>	L 0-3	S. 11 vs. Montana <sup>22</sup>	L 0-3
S. 22 vs. Tennessee Tech <sup>13</sup>	L 0-3	S. 11 vs. Cal St. Northridge <sup>22</sup>	L 0-3
S. 22 vs. Middle Tenn. St. <sup>13</sup>	W 3-0	S. 12 vs. UC-San Diego <sup>22</sup>	L 0-3
S. 25 Georgia State	L 1-3	S. 12 vs. Morehead State <sup>22</sup>	W 3-0
S. 28 vs. Western Carolina <sup>14</sup>	W 3-1	S. 17 Northeastern Louisiana	W 3-0
S. 28 vs. Appalachian St. <sup>14</sup>	L 1-3	S. 18 vs. Western Carolina <sup>23</sup>	W 3-0
S. 29 vs. Furman <sup>14</sup>	L 1-3	S. 18 vs. Stetson <sup>23</sup>	W 3-0
S. 29 at UNC Charlotte <sup>14</sup>	L 0-3	S. 18 at Georgia State <sup>23</sup>	W 3-0
O. 1 at Georgia State	L 0-3	S. 19 vs. Mercer <sup>23</sup>	W 3-0
O. 3 at Auburn	L 0-3	S. 20 vs. Jacksonville <sup>23</sup>	W 3-0
O. 6 North Carolina	L 1-3	S. 23 Auburn	W 3-1
O. 7 Duke	L 0-3	S. 26 Georgia State	W 3-0
O. 9 at Furman	L 1-3	S. 26 Yale	W 3-0
O. 13 vs. Evansville <sup>15</sup>	L 0-3	S. 29 Clemson	L 2-3
O. 13 vs. East Tennessee St. <sup>15</sup>	L 1-3	O. 2 Virginia	W 3-0
O. 14 at Tennessee Tech <sup>15</sup>	L 0-3	O. 3 Maryland	W 3-2
O. 16 at Clemson	L 0-3	O. 7 at #19 Georgia	L 0-3
O. 20 at UNC Charlotte <sup>16</sup>	L 0-3	O. 10 at West Georgia	W 3-2
O. 30 at Western Carolina	L 0-3	O. 10 vs. Jacksonville St. <sup>24</sup>	W 3-0
O. 22 at Georgia Southern	W 3-0	O. 10 UNC Wilmington	W 3-0
O. 23 at Mercer	W 3-0	O. 10 Georgia Southern	W 3-2
O. 28 Maryland	L 0-3	O. 11 at UT-Chattanooga	W 3-1
O. 30 Western Carolina	L 0-3	O. 17 at Florida State	L 2-3
N. 2 at NC State	L 0-3	O. 18 at Mercer	W 3-0
N. 3 at Winthrop	L 0-3	O. 20 Georgia State	W 3-0
N. 5 South Carolina	L 1-3	O. 30 at Duke	L 0-3
N. 9 at James Madison	L 0-3	O. 31 at North Carolina	L 2-3
N. 10 at Virginia	L 0-3	N. 7 NC State	W 3-2
N. 10 at Virginia Tech <sup>17</sup>	L 0-3	N. 10 at Clemson	W 3-1
N. 14 at Georgia	L 0-3	N. 13 SW Texas <sup>25</sup>	W 3-0
N. 16 vs. Duke <sup>5</sup>	L 0-3	N. 14 George Mason <sup>25</sup>	W 3-0
		N. 14 UNC-Charlotte <sup>25</sup>	W 3-0
		N. 20 vs. North Carolina <sup>5</sup>	L 1-3

**Shelton Collier**

271-114 • 704

1991-2001 • 11 years

## 1991 (27-9, 3-4 ACC)

A. 31 at UT-Chattanooga	W 3-0	S. 1 UT-Chattanooga	W 3-0
S. 6 vs. Charleston <sup>18</sup>	W 3-0	S. 1 at Georgia State	W 3-0
S. 6 vs. South Carolina <sup>18</sup>	W 3-1	S. 4 East Carolina <sup>25</sup>	W 3-0
S. 7 at Coastal Carolina <sup>18</sup>	W 3-0	S. 4 Davidson <sup>25</sup>	W 3-0
S. 7 vs. USC-Aiken <sup>18</sup>	W 3-0	S. 4 Coastal Carolina <sup>25</sup>	W 3-0
S. 13 vs. Tennessee <sup>19</sup>	L 2-3	S. 5 East Carolina <sup>25</sup>	W 3-0
S. 14 vs. Mississippi <sup>19</sup>	L 1-3	S. 9 at #14 Hawaii <sup>26</sup>	L 0-3
S. 17 Georgia Southern	W 3-0	S. 10 vs. #4 UCLA <sup>26</sup>	L 1-3
S. 20 at Western Carolina	W 3-0	S. 11 vs. #12 Penn State <sup>26</sup>	L 0-3
S. 21 Winthrop <sup>20</sup>	W 3-0		

## 1993 (25-13, 8-6 ACC)

S. 1 UT-Chattanooga	W 3-0		
S. 1 at Georgia State	W 3-0		
S. 4 East Carolina <sup>25</sup>	W 3-0		
S. 4 Davidson <sup>25</sup>	W 3-0		
S. 4 Coastal Carolina <sup>25</sup>	W 3-0		
S. 5 East Carolina <sup>25</sup>	W 3-0		
S. 9 at #14 Hawaii <sup>26</sup>	L 0-3		
S. 10 vs. #4 UCLA <sup>26</sup>	L 1-3		
S. 11 vs. #12 Penn State <sup>26</sup>	L 0-3		



1994 ACC regular season champions

S. 17 vs. Western Carolina <sup>27</sup>	W 3-0	S. 9 vs. #1 Stanford <sup>29</sup>	L 0-3	S. 14 Auburn	W 3-2
S. 17 vs. South Alabama <sup>27</sup>	W 3-0	S. 10 at #21 Illinois <sup>29</sup>	L 0-3	S. 16 vs. Boston College <sup>25</sup>	W 3-0
S. 18 at Auburn <sup>27</sup>	W 3-1	S. 11 at #21 Illinois	L 1-3	S. 16 vs. Providence <sup>25</sup>	W 3-0
S. 22 Georgia State	W 3-0	S. 17 Alabama <sup>25</sup>	W 3-1	S. 17 Providence <sup>25</sup>	W 3-0
S. 25 at #25 Florida State	L 0-3	S. 18 Auburn <sup>25</sup>	W 3-2	S. 17 Boston College <sup>25</sup>	W 3-0
S. 28 Clemson	L 0-3	S. 23 at Virginia	W 3-0	S. 22 Florida State	W 3-1
O. 1 at Georgia State <sup>23</sup>	W 3-0	S. 24 at Maryland	L 1-3	S. 23 North Carolina	W 3-1
O. 2 vs. Samford <sup>23</sup>	W 3-0	S. 28 Clemson	W 3-0	S. 26 at Clemson	L 2-3
O. 2 vs. Florida Atlantic <sup>23</sup>	W 3-1	O. 1 at Florida State	W 3-0	S. 29 at Maryland	L 1-3
O. 3 Kentucky	L 2-3	O. 6 Central Florida	W 3-0	S. 30 at Virginia	W 3-0
O. 5 at Clemson	L 0-3	O. 9 Florida Atlantic	W 3-0	O. 6 at Florida State	W 3-0
O. 8 Virginia	W 3-0	O. 11 at Clemson	L 0-3	O. 10 Clemson	W 3-0
O. 9 Maryland	W 3-1	O. 14 Virginia	W 3-1	O. 13 #8 Notre Dame	W 3-2
O. 15 at North Carolina	L 2-3	O. 15 Maryland	W 3-0	O. 15 #11 Texas	L 0-3
O. 16 at Duke	L 0-3	O. 21 at North Carolina	W 3-1	O. 17 at Georgia State	W 3-0
O. 20 Tennessee	L 2-3	O. 22 at #18 Duke	L 0-3	O. 20 Maryland	W 3-0
O. 23 at NC State	W 3-1	O. 26 Georgia State	W 3-0	O. 21 Virginia	W 3-0
O. 29 North Carolina	W 3-0	O. 28 at NC State	W 3-0	O. 27 at Duke	W 3-2
O. 30 #22 Duke	L 2-3	N. 3 #22 Duke	W 3-2	O. 28 at NC State	W 3-1
O. 31 NC A&T	W 3-0	N. 4 North Carolina	W 3-0	O. 31 Georgia State	W 3-0
N. 5 #23 Florida State	W 3-1	N. 7 at Georgia State	W 3-0	N. 5 at North Carolina	W 3-0
N. 6 NC State	W 3-0	N. 11 NC State	W 3-1	N. 10 Duke	W 3-0
N. 12 at Maryland	W 3-0	N. 12 Florida State	W 3-0	N. 11 NC State	W 3-1
N. 13 at Virginia	W 3-1	N. 18 vs. NC State <sup>5</sup>	W 3-0	N. 16 vs. Virginia <sup>5</sup>	W 3-0
N. 19 vs. Maryland <sup>5</sup>	L 2-3	N. 19 vs. Clemson <sup>5</sup>	L 0-3	N. 17 vs. North Carolina <sup>5</sup>	W 3-0
D. 3 vs. Kansas <sup>28</sup>	W 3-0	N. 30 George Mason <sup>30</sup>	W	N. 18 vs. Maryland <sup>5</sup>	W 3-0
D. 3 vs. Louisiana State <sup>28</sup>	L 1-3	3-1 D. 3 #3 UCLA <sup>30</sup>	L	N. 29 Siena <sup>30</sup>	W 3-0
D. 4 vs. Siena <sup>28</sup>	W 3-0	0-3		D. 3 vs. #12 Penn St. <sup>30</sup>	L 0-3
D. 4 vs. Bowling Green <sup>28</sup>	W 3-0				

## 1995 (29-7, 12-2 ACC)

ACC Regular Season Champions		ACC Regular Season Champions	
NCAA Second Round		NCAA Second Round	
S. 1 vs. Charleston Southern <sup>11</sup>	W 3-0	S. 1 vs. Kentucky <sup>31</sup>	W 3-1
S. 1 at UNC Charlotte <sup>11</sup>	W 3-0	S. 2 vs. #10 Ohio State <sup>31</sup>	L 0-3
S. 2 vs. Tennessee Tech <sup>21</sup>	W 3-1	S. 3 at #12 Colorado <sup>31</sup>	W 3-2
S. 2 at Davidson <sup>21</sup>	W 3-0	S. 7 at NE Illinois	W 3-0
S. 2 vs. William & Mary <sup>21</sup>	W 3-0	S. 8 at #22 Illinois <sup>32</sup>	L 0-3
S. 3 vs. East Tennessee St. <sup>21</sup>	W 3-0	S. 9 vs. #5 Stanford <sup>32</sup>	L 2-3
S. 3 at Davidson	W 3-0	S. 10 at DePaul	W 3-0
S. 7 at #16 Notre Dame	L 0-3	S. 10 at Chicago State	W 3-0



1995 ACC regular season and tournament champions

## 1996 (32-8, 11-5 ACC)

NCAA Second Round		NCAA Second Round	
A. 30 vs. Cincinnati <sup>33</sup>	W 3-1	A. 30 vs. Cincinnati <sup>33</sup>	W 3-1
A. 31 vs. Miami-Ohio <sup>33</sup>	W 3-1	A. 31 at Kentucky <sup>33</sup>	W 3-1
A. 31 at Kentucky <sup>33</sup>	W 3-1	S. 5 at Furman <sup>6</sup>	W 3-0
S. 5 at Furman <sup>6</sup>	W 3-0	S. 5 vs. Western Carolina <sup>6</sup>	W 3-0
S. 5 vs. Western Carolina <sup>6</sup>	W 3-0	S. 6 vs. UNC Asheville <sup>6</sup>	W 3-0
S. 6 vs. UNC Asheville <sup>6</sup>	W 3-0	S. 6 vs. Jacksonville State <sup>6</sup>	W 3-0
S. 6 vs. Jacksonville State <sup>6</sup>	W 3-0	S. 6 vs. Coll. of Charleston <sup>6</sup>	W 3-0
S. 6 vs. Coll. of Charleston <sup>6</sup>	W 3-0	S. 7 vs. Coll. of Charleston <sup>6</sup>	W 3-0
S. 7 vs. Coll. of Charleston <sup>6</sup>	W 3-0	S. 7 vs. Campbell <sup>6</sup>	W 3-0
S. 7 vs. Campbell <sup>6</sup>	W 3-0	S. 7 vs. UNC Asheville <sup>6</sup>	W 3-0
S. 7 vs. UNC Asheville <sup>6</sup>	W 3-0	S. 13 at Minnesota <sup>34</sup>	W 3-2
S. 13 at Minnesota <sup>34</sup>	W 3-2	S. 14 vs. Arkansas <sup>34</sup>	W 3-0
S. 14 vs. Arkansas <sup>34</sup>	W 3-0	S. 14 vs. Marshall <sup>34</sup>	W 3-2
S. 14 vs. Marshall <sup>34</sup>	W 3-2	S. 20 Wisc.-Milwaukee <sup>25</sup>	W 3-0
S. 20 Wisc.-Milwaukee <sup>25</sup>	W 3-0	S. 21 Wisc.-Milwaukee <sup>25</sup>	W 3-1
S. 21 Wisc.-Milwaukee <sup>25</sup>	W 3-1	S. 21 Auburn <sup>25</sup>	L 1-3
S. 21 Auburn <sup>25</sup>	L 1-3	S. 25 at Clemson	W 3-0
S. 25 at Clemson	W 3-0	S. 29 at Florida State	W 3-1
S. 29 at Florida State	W 3-1	O. 4 at Maryland	L 1-3
O. 4 at Maryland	L 1-3	O. 5 at Virginia	L 1-3
O. 5 at Virginia	L 1-3	O. 9 North Carolina	W 3-1
O. 9 North Carolina	W 3-1	O. 12 NC State	W 3-1
O. 12 NC State	W 3-1	O. 13 Florida State	W 3-1
O. 13 Florida State	W 3-1	O. 18 at Wake Forest	W 3-0
O. 18 at Wake Forest	W 3-0	O. 19 at Duke	L 0-3
O. 19 at Duke	L 0-3	O. 23 Clemson	W 3-0
O. 23 Clemson	W 3-0	O. 25 Central Florida	W 3-0
O. 25 Central Florida	W 3-0	N. 1 Virginia	W 3-1
N. 1 Virginia	W 3-1	N. 2 Maryland	L 1-3
N. 2 Maryland	L 1-3	N. 4 at Georgia State	W 3-0
N. 4 at Georgia State	W 3-0		



# Year-by-Year Results

N. 8	at NC State	W 3-2
N. 9	at North Carolina	L 1-3
N. 15	Duke	W 3-0
N. 16	Wake Forest	W 3-0
N. 22	Florida State <sup>5</sup>	W 3-0
N. 23	Duke <sup>5</sup>	W 3-0
N. 24	#22 Maryland <sup>5</sup>	L 0-3
D. 4	Coastal Carolina <sup>30</sup>	W 3-0
D. 8	vs. #7 Penn State <sup>30</sup>	L 0-3

## 1997 (19-15, 10-6 ACC)

A. 29	at #5 Long Beach St. <sup>5</sup>	L 0-3
A. 30	vs. #9 UC-Santa Barbara <sup>31</sup>	L 1-3
S. 1	at Pepperdine	L 0-3
S. 2	at Cal. State Fullerton	W 3-2
S. 5	Bethune Cookman	W 3-0
S. 5	Furman <sup>25</sup>	W 3-0
S. 6	Mercer <sup>25</sup>	W 3-1
S. 6	Minnesota <sup>25</sup>	L 0-3
S. 10	at Illinois State	L 2-3
S. 12	vs. Illinois <sup>32</sup>	L 0-3
S. 13	vs. Duke <sup>32</sup>	L 0-3
S. 14	at Wisc.-Milwaukee	L 0-3
S. 19	North Florida	W 3-0
S. 20	Georgia State	W 3-0
S. 20	SMU	W 3-0
S. 26	Duke	L 1-3
S. 27	Wake Forest	W 3-1
S. 30	at Clemson	L 1-3
O. 5	at Florida State	L 1-3
O. 10	at NC State	W 3-0
O. 11	at North Carolina	W 3-2
O. 17	Maryland	L 2-3
O. 18	Virginia	L 2-3
O. 24	North Carolina	W 3-2
O. 25	Florida State	W 3-1
O. 26	NC State	W 3-0
O. 31	at Virginia	W 3-0
N. 1	at Maryland	L 2-3
N. 6	Clemson	W 3-1
N. 14	at Wake Forest	W 3-0
N. 15	at Duke	W 3-0
N. 21	vs. North Carolina <sup>5</sup>	W 3-2
N. 22	vs. Florida State <sup>5</sup>	W 3-1
N. 23	vs. Clemson <sup>5</sup>	L 1-3

## 1998 (22-13, 10-6 ACC)

S. 2	at Arizona State	L 1-3
S. 3	at Saint Mary's	L 1-3
S. 5	at #11 Pacific <sup>36</sup>	L 0-3
S. 6	vs. #19 Texas A&M <sup>36</sup>	L 1-3
S. 6	vs. Creighton <sup>36</sup>	W 3-0
S. 9	at Georgia State	L 1-3
S. 11	Texas-El Paso <sup>25</sup>	W 3-1
S. 12	South Alabama <sup>25</sup>	W 3-0
S. 12	Toledo <sup>25</sup>	W 3-0
S. 17	at Furman	W 3-0
S. 18	vs. South Carolina St. <sup>6</sup>	W 3-0
S. 18	vs. UAB <sup>6</sup>	W 3-0
S. 18	vs. William and Mary <sup>6</sup>	W 3-1
S. 19	vs. Coll. of Charleston <sup>W</sup>	W 3-0
S. 19	vs. UAB <sup>6</sup>	W 3-0
S. 19	vs. William and Mary <sup>6</sup>	W 3-0

S. 25	North Carolina	L 1-3
S. 27	Florida State	W 3-1
S. 29	NC State	W 3-0
O. 2	at Maryland	W 3-2
O. 3	at Virginia	L 1-3
O. 9	Wake Forest	W 3-0
O. 10	Duke	W 3-2
O. 14	at Clemson	L 0-3
O. 20	at Wake Forest	W 3-2
O. 25	at Duke	W 3-0
O. 27	Clemson	W 3-1
O. 30	at Florida State	L 0-3
N. 3	Mercer	W 3-0
N. 6	Virginia	L 2-3
N. 7	Maryland	W 3-1
N. 12	at NC State	W 3-0
N. 13	at North Carolina	L 0-3
N. 21	vs. Clemson <sup>5</sup>	L 2-3
N. 27	at Georgia	L 1-3

## 1999 (17-14, 6-10 ACC)

S. 3	vs. Texas-El Paso <sup>37</sup>	W 3-0
S. 4	vs. Ark.-Little Rock <sup>37</sup>	W 3-0
S. 4	at Texas-Arlington <sup>37</sup>	W 3-0
S. 10	South Carolina <sup>25</sup>	L 2-3
S. 10	#9 UC-Santa Barbara <sup>25</sup>	L 0-3
S. 11	Virginia Tech <sup>25</sup>	W 3-0
S. 11	Arizona State <sup>25</sup>	L 0-3
S. 14	Georgia State	W 3-0
S. 16	Illinois State	W 3-1
S. 17	vs. Winthrop <sup>38</sup>	W 3-0
S. 17	vs. Air Force <sup>38</sup>	W 3-0
S. 18	vs. Belmont <sup>38</sup>	W 3-0
S. 18	at Alabama <sup>38</sup>	W 3-1
S. 24	at Wake Forest	W 3-1
S. 28	at Duke	W 3-1
O. 1	#13 Clemson	L 1-3
O. 5	North Carolina	L 1-3
O. 8	NC State	L 2-3
O. 9	Florida State	W 3-0
O. 15	at Virginia	L 1-3
O. 16	at Maryland	L 2-3
O. 22	at NC State	L 2-3
O. 23	at #25 North Carolina	L 1-3
O. 29	Maryland	W 3-0
O. 30	Virginia	W 3-1
N. 2	at #14 Clemson	L 0-3
N. 7	at Florida State	W 3-1
N. 12	Duke	L 1-3
N. 13	Wake Forest	L 0-3
N. 19	vs. Wake Forest <sup>5</sup>	L 0-3
N. 26	Georgia	W 3-1

## 2000 (25-8, 13-3 ACC)

S. 1	at Davidson	W 3-0
S. 1	vs. UNC-Wilmington <sup>21</sup>	W 3-0
S. 2	vs. Georgia State <sup>21</sup>	W 3-0
S. 2	at Davidson <sup>21</sup>	W 3-1
S. 8	#10 Minnesota <sup>25</sup>	L 1-3
S. 9	Coastal Carolina <sup>25</sup>	W 3-0
S. 10	#9 Pacific <sup>25</sup>	L 2-3

S. 12	at Georgia State	W 3-0
S. 12	at UT-Chattanooga	W 3-0
S. 15	vs. Loyola-Chicago <sup>39</sup>	W 3-0
S. 16	vs. Massachusetts <sup>39</sup>	W 3-0
S. 16	at #3 Colorado State <sup>39</sup>	L 0-3
S. 22	at North Carolina	L 2-3
S. 23	at NC State	W 3-1
S. 29	Virginia	W 3-1
S. 30	Maryland	W 3-1
O. 4	at Wake Forest	W 3-0
O. 6	at Duke	W 3-0
O. 10	Clemson	W 3-0
O. 13	at Florida State	W 3-2
O. 15	at Florida A&M	W 3-0
O. 20	Wake Forest	W 3-1
O. 21	Duke	W 3-2
O. 27	at Clemson	W 3-0
N. 3	at Maryland	W 3-0
N. 4	at Virginia	L 2-3
N. 7	NC State	W 3-0
N. 10	Florida State	L 1-3
N. 11	North Carolina	W 3-2
N. 16	vs. NC State <sup>5</sup>	W 3-0
N. 17	vs. Duke <sup>35</sup>	L 2-3
N. 24	at Georgia	W 3-0
D. 1	vs. Colorado <sup>30</sup>	L 1-3

## 2001 (19-8, 12-4 ACC)

A. .31	vs. Texas Tech <sup>40</sup>	W 3-0
A. 31	at #21 Utah <sup>40</sup>	L 0-3
S. 1	vs. Rhode Island <sup>40</sup>	W 3-0
S. 7	#12 Colorado State <sup>25</sup>	L 1-3
S. 8	LSU <sup>25</sup>	W 3-0
S. 9	Georgetown <sup>25</sup>	W 3-0
S. 18	Duke	L 2-3
S. 22	Florida State	W 3-0
S. 23	Wake Forest	W 3-1
S. 28	Clemson	W 3-0
O. 2	at NC State	W 3-1
O. 7	at North Carolina	L 0-3
O. 12	Maryland	W 3-2
O. 13	Virginia	W 3-0
O. 14	Arkansas	W 3-1
O. 19	at Wake Forest	W 3-2
O. 20	at Duke	L 1-3
O. 23	at Clemson	W 3-1
O. 27	at Florida A&M	W 3-1
O. 28	at Florida State	L 2-3
N. 2	North Carolina	W 3-2
N. 3	NC State	W 3-0
N. 9	at Virginia	W 3-0
N. 10	at Maryland	W 3-1
N. 16	vs. Maryland <sup>5</sup>	L 2-3
N. 23	Georgia	W 3-0
D. 1	vs. Louisville <sup>30</sup>	L 2-3

**Bond Shymansky**  
172-64 • .729  
2002-09 • 7 years



2002 ACC Tournament champions

## 2002 (33-6, 13-3 ACC)

### ACC Tournament Champions

### NCAA Second Round

A. 30	vs. Villanova <sup>41</sup>	W 3-0
A. 30	vs. Rice <sup>41</sup>	W 3-0
A. 31	vs. #14 Northern Iowa <sup>41</sup>	L 1-3
A. 31	at George Mason <sup>41</sup>	W 3-0
S. 6	Florida A&M <sup>25</sup>	W 3-1
S. 6	#22 Louisville <sup>25</sup>	W 3-0
S. 7	Miami (Ohio) <sup>25</sup>	W 3-1
S. 10	at Georgia	W 3-1
S. 13	vs. #19 Michigan St. <sup>42</sup>	W 3-1
S. 14	at South Florida <sup>42</sup>	L 2-3
S. 14	vs. #24 Kansas St. <sup>42</sup>	W 3-1
S. 17	at Georgia State	W 3-0
S. 17	at Chattanooga	W 3-0
S. 20	Alabama <sup>43</sup>	W 3-2
S. 21	Florida International <sup>43</sup>	W 3-0
S. 21	Cornell <sup>43</sup>	W 3-0
S. 27	at Maryland	W 3-1
S. 28	at Virginia	W 3-0
O. 1	NC State	W 3-0
O. 5	#11 North Carolina	L 2-3
O. 6	Florida State	W 3-2
O. 11	at Clemson	W 3-2
O. 15	at Duke	L 2-3
O. 19	at Wake Forest	W 3-1
O. 25	Virginia	W 3-0
O. 26	Maryland	W 3-1
N. 1	at #13 North Carolina	L 2-3
N. 2	at NC State	W 3-0
N. 5	Clemson	W 3-1
N. 8	at Florida State	W 3-0
N. 10	at Florida A&M	W 3-0
N. 15	Wake Forest	W 3-0
N. 16	Duke	W 3-1
N. 22	Wake Forest <sup>5</sup>	W 3-0
N. 23	Duke <sup>5</sup>	W 3-1
N. 24	Florida State <sup>5</sup>	W 3-1
N. 29	Florida A&M	W 3-0
D. 5	vs. Florida A&M <sup>30</sup>	W 3-0

D. 6	at #10 Minnesota <sup>30</sup>	L 1-3
------	--------------------------------	-------

## 2003 (34-4, 15-1 ACC)

### ACC Regular Season Champions

### NCAA Region Final

A. 29	Northwestern <sup>25</sup>	W 3-0
A. 30	Coastal Carolina <sup>25</sup>	W 3-0
A. 30	Alabama <sup>25</sup>	W 3-0
S. 5	vs. Temple <sup>44</sup>	W 3-0
S. 7	vs. Western Michigan <sup>44</sup>	W 3-0
S. 12	vs. #17 Michigan St. <sup>45</sup>	W 3-0
S. 13	vs. #13 Santa Clara <sup>45</sup>	W 3-0
S. 14	at #5 Nebraska <sup>45</sup>	W 3-2
S. 19	#24 Wisconsin <sup>45</sup>	W 3-2
S. 20	Western Carolina <sup>43</sup>	W 3-0
S. 20	South Florida <sup>43</sup>	W 3-0
S. 23	at NC State	W 3-0
S. 28	at North Carolina	W 3-0
O. 3	Maryland	W 3-1
O. 4	Georgia State	W 3-0
O. 4	Virginia	W 3-0
O. 10	at Wake Forest	W 3-0
O. 11	at Duke	W 3-0
O. 14	at Clemson	W 3-0
O. 18	at Florida State	W 3-0
O. 24	North Carolina	W 3-1
O. 25	NC State	W 3-1
O. 31	at Virginia	W 3-0
N. 1	at Maryland	L 2-3
N. 4	Duke	W 3-0
N. 8	Florida State	W 3-0
N. 9	Wake Forest	W 3-0
N. 12	Georgia	W 3-0
N. 15	Clemson	W 3-1
N. 21	vs. Florida State <sup>5</sup>	W 3-1
N. 22	vs. Virginia <sup>5</sup>	W 3-0
N. 23	vs. Maryland <sup>5</sup>	L 1-3
N. 28	vs. Long Beach St. <sup>46</sup>	L 2-3
N. 29	vs. San Jose State <sup>46</sup>	W 3-0
D. 4	Alabama A&M <sup>30</sup>	W 3-0
D. 5	Florida A&M <sup>30</sup>	W 3-0



2000 ACC regular season co-champions



2003 ACC regular season champions



# Year-by-Year Results

D. 12 vs. #8 California <sup>30</sup>	W 3-1	S. 8 vs. Toledo <sup>54</sup>	W 3-1
D. 13 at #2 Hawaii <sup>30</sup>	L 1-3	S. 9 at Kentucky <sup>54</sup>	L 1-3

## 2004 (27-7, 16-0 ACC)

ACC Regular Season Champions			
NCAA Region Semifinals			
A. 27 vs. #1 USC <sup>47</sup>	L 0-3	S. 15 South Florida <sup>55</sup>	W 3-0
A. 28 vs. #11 Colorado St. <sup>47</sup>	L 1-3	S. 16 Stetson <sup>55</sup>	W 3-0
S. 3 vs. Purdue <sup>48</sup>	L 1-3	S. 16 Sam Houston State <sup>55</sup>	W 3-0
S. 4 at #23 Wisconsin <sup>48</sup>	L 2-3	S. 22 at Wake Forest	L 0-3
S. 10 Xavier <sup>43</sup>	W 3-0	S. 23 at Duke	L 1-3
S. 11 Tennessee Tech <sup>43</sup>	W 3-0	S. 29 Florida State	L 2-3
S. 12 Ohio State <sup>43</sup>	L 0-3	S. 30 Miami	L 1-3
S. 17 at Miami (Ohio) <sup>49</sup>	W 3-0	O. 6 at Maryland	L 2-3
S. 18 vs. MTSU <sup>49</sup>	W 3-0	O. 8 at Boston College	L 1-3
S. 19 vs. IPFW <sup>49</sup>	W 3-0	O. 13 North Carolina	W 3-0
S. 24 North Carolina	W 3-0	O. 14 NC State	W 3-0
S. 25 NC State	W 3-0	O. 17 at Clemson	L 0-3
S. 28 at Clemson	W 3-1	W 3-0	W 3-0
O. 3 at Virginia Tech	W 3-0	O. 21 at Virginia	L 2-3
O. 8 at Wake Forest	W 3-0	O. 27 #25 Duke	W 3-2
O. 9 at Duke	W 3-0	O. 28 Wake Forest	W 3-1
O. 15 Virginia	W 3-1	N. 3 at Miami	W 3-2
O. 16 Maryland	W 3-0	N. 5 at Florida State	W 3-1
O. 19 at Georgia State	W 3-1	N. 10 at NC State	W 3-0
O. 22 at NC State	W 3-0	N. 12 at North Carolina	W 3-2
O. 23 at North Carolina	W 3-1	N. 14 Clemson	W 3-2
O. 29 Florida State	W 3-1	N. 17 Boston College	W 3-1
O. 30 Miami	W 3-0	N. 18 Maryland	W 3-2
N. 1 UCF	W 3-0	N. 24 Virginia Tech	L 1-3
N. 5 Duke	W 3-0	N. 25 Virginia	L 0-3
N. 7 Wake Forest	W 3-0		
N. 12 at Maryland	W 3-0		
N. 13 at Virginia	W 3-0		
N. 19 vs. Clemson <sup>5</sup>	L 1-3		
N. 23 at Georgia	W 3-0		
N. 26 Winthrop	W 3-0		
D. 3 Georgia <sup>30</sup>	W 3-0		
D. 4 #16 UCSB <sup>30</sup>	W 3-0		
D. 10 at #4 Minnesota <sup>30</sup>	L 2-3		

## 2007 (22-10, 16-6 ACC)

A. 24 vs. Pittsburgh <sup>56</sup>	W 3-1		
A. 24 at Arkansas <sup>56</sup>	W 3-1		
A. 25 vs. Pepperdine <sup>56</sup>	L 1-3		
S. 7 Western Carolina <sup>55</sup>	W 3-0		
S. 7 Georgia <sup>55</sup>	W 3-1		
S. 8 Arizona <sup>55</sup>	L 0-3		
S. 8 Kentucky <sup>55</sup>	L 1-3		
S. 14 vs. Temple <sup>57</sup>	W 3-0		
S. 14 vs. Utah Valley St. <sup>57</sup>	W 3-0		
S. 15 at #10 Michigan <sup>57</sup>	L 2-3		
S. 21 at North Carolina	W 3-1		
S. 23 at NC State	W 3-1		
S. 28 Virginia	L 2-3		
S. 29 Virginia Tech	W 3-1		
O. 5 at Florida State	L 1-3		
O. 7 at Miami	W 3-1		
O. 12 at #13 Duke	L 2-3		
O. 13 at Wake Forest	W 3-1		
O. 16 Clemson	L 0-3		
O. 19 Maryland	W 3-2		
O. 20 Boston College	W 3-0		
O. 26 NC State	W 3-0		
O. 27 North Carolina	W 3-2		
O. 30 at #24 Clemson	L 1-3		
N. 2 at Virginia Tech	W 3-2		
N. 4 at Virginia	W 3-2		
N. 8 #14 Duke	W 3-1		
N. 9 Wake Forest	W 3-0		
N. 16 Miami	W 3-1		
N. 17 Florida State	W 3-1		
N. 21 at Boston College	W 3-2		
N. 23 at Maryland	L 2-3		

## 2005 (16-15, 12-10 ACC)

S. 2 at Northwestern <sup>50</sup>	L 0-3		
S. 2 vs. #17 Arizona <sup>50</sup>	L 0-3		
S. 3 vs. Winthrop <sup>50</sup>	W 3-1		
S. 9 George Washington <sup>51</sup>	W 3-1		
S. 10 Long Island <sup>51</sup>	W 3-1		
S. 11 Western Kentucky <sup>51</sup>	L 0-3		
S. 17 vs. Michigan <sup>52</sup>	L 0-3		
S. 18 at Georgia <sup>52</sup>	L 0-3		
S. 23 Wake Forest	W 3-1		
S. 24 Duke	L 1-3		
S. 30 at Florida State	W 3-2		
O. 2 at Miami	W 3-2		
O. 7 #25 Maryland	W 3-2		
O. 8 Georgia State	W 3-0		
O. 8 Boston College	W 3-0		
O. 14 at North Carolina	L 0-3		
O. 15 at NC State	W 3-1		
O. 18 Clemson	W 3-0		
O. 21 Virginia Tech	W 3-2		
O. 22 Virginia	W 3-2		
O. 28 at Duke	L 0-3		
O. 29 at Wake Forest	L 1-3		
N. 4 Miami	L 0-3		
N. 5 Florida State	L 0-3		
N. 11 NC State	W 3-1		
N. 12 North Carolina	L 1-3		
N. 15 at Clemson	W 3-2		
N. 18 at Boston College	L 1-3		
N. 19 at Maryland	L 1-3		
N. 25 at Virginia Tech	L 1-3		
N. 26 at Virginia	W 3-1		

## 2006 (20-12, 12-10 ACC)

S. 1 Mississippi State <sup>53</sup>	L 1-3		
S. 1 Georgia <sup>53</sup>	W 3-2		
S. 2 Georgia State <sup>53</sup>	W 3-0		
S. 2 Northern Iowa <sup>53</sup>	W 3-2		
S. 8 vs. Villanova <sup>54</sup>	W 3-1		

## 2008 (20-10, 12-8 ACC)

A. 29 at Georgia <sup>52</sup>	W 3-1		
A. 31 vs. Georgia State <sup>52</sup>	W 3-0		
A. 31 vs. Furman <sup>52</sup>	W 3-1		
S. 5 Arkansas <sup>55</sup>	W 3-0		
S. 6 Xavier <sup>55</sup>	W 3-0		
S. 7 #25 Michigan <sup>55</sup>	L 2-3		
S. 12 vs. SMU <sup>56</sup>	L 2-3		
S. 12 at Ole Miss <sup>58</sup>	W 3-2		
S. 13 vs. Eastern Illinois <sup>58</sup>	W 3-0		
S. 18 at Clemson <sup>59</sup>	W 3-2		
S. 19 vs. Florida A&M <sup>59</sup>	W 3-0		
S. 26 at Virginia	W 3-1		
S. 27 at Virginia Tech	L 0-3		
O. 3 Florida State	W 3-0		
O. 4 Miami	L 1-3		
O. 10 Duke	L 2-3		
O. 11 Wake Forest	W 3-0		



2004 ACC regular season champions

O. 17 at Maryland	W 3-0	S. 11 at Georgia <sup>63</sup>	W 3-2
O. 19 at Boston College	W 3-0	S. 17 at Clemson <sup>59</sup>	L 2-3
O. 24 at NC State	W 3-0	S. 18 vs. Florida A&M <sup>59</sup>	W 3-0
O. 26 at North Carolina	L 1-3	S. 18 vs. Georgia State <sup>59</sup>	W 3-0
O. 31 Virginia Tech	W 3-0	S. 24 Duke	L 2-3
N. 1 Virginia	W 3-0	S. 26 Wake Forest	L 0-3
N. 7 at Wake Forest	W 3-2	O. 1 at Virginia	W 3-1
N. 8 Duke	L 2-3	O. 2 at Virginia Tech	W 3-2
N. 14 at Miami	L 2-3	O. 8 at Miami	W 3-2
N. 16 at Florida State	L 1-3	O. 10 at #20 Florida State	W 3-0
N. 21 Boston College	W 3-0	O. 15 North Carolina	W 3-1
N. 22 Maryland	W 3-0	O. 17 NC State	W 3-1
N. 28 Clemson	L 2-3	O. 22 Boston College	W 3-0
		O. 23 Maryland	L 0-3
		O. 26 MTSU	L 1-3
		O. 29 at Wake Forest	W 3-0
		O. 30 at Duke	L 0-3
		N. 5 Florida State	L 0-3
		N. 6 Miami	W 3-1
		N. 12 Virginia Tech	L 0-3
		N. 14 Virginia	W 3-0
		N. 19 at NC State	L 1-3
		N. 21 at North Carolina	L 2-3
		N. 26 Clemson	W 3-2

**Tonya Johnson**  
54-40 • .574  
2009- Pres. • 4 years

## 2009 (22-10, 16-6 ACC)

A. 28 Georgia <sup>53</sup>	W 3-2		
A. 29 Austin Peay <sup>53</sup>	W 3-0		
A. 29 Mercer <sup>53</sup>	W 3-0		
S. 4 at MTSU <sup>60</sup>	L 1-3		
S. 5 vs Ohio <sup>60</sup>	L 2-3		
S. 5 vs Northern Illinois <sup>60</sup>	W 3-0		
S. 11 Clemson <sup>61</sup>	W 3-2		
S. 12 S.E. Missouri <sup>61</sup>	W 3-1		
S. 12 Mississippi <sup>61</sup>	W 3-1		
S. 18 at Denver <sup>62</sup>	L 1-3		
S. 19 vs #9 Minnesota <sup>62</sup>	L 1-3		
S. 25 NC State	W 3-0		
S. 27 North Carolina	W 3-0		
O. 2 at #17 Florida State	W 3-2		
O. 4 at Miami	L 2-3		
O. 9 Maryland	W 3-0		
O. 10 Boston College	W 3-0		
O. 16 at Virginia Tech	L 0-3		
O. 17 at Virginia	W 3-1		
O. 23 Wake Forest	W 3-0		
O. 24 Duke	L 2-3		
O. 30 at North Carolina	W 3-1		
O. 31 at NC State	W 3-0		
N. 6 at Boston College	W 3-0		
N. 8 at Maryland	W 3-0		
N. 13 Miami	L 2-3		
N. 14 #15 Florida State	L 0-3		
N. 20 Virginia	W 3-0		
N. 21 Virginia Tech	W 3-0		
N. 27 at Clemson	W 3-2		
D. 4 vs Baylor	L 0-3		

## 2011 (15-16, 8-12 ACC)

A. 26 vs. Kansas State <sup>64</sup>	W 3-1		
A. 27 vs. Tennessee Tech <sup>64</sup>	W 3-0		
A. 27 vs. Louisville <sup>64</sup>	W 3-2		
S. 2 vs. UTSA <sup>65</sup>	L 1-3		
S. 3 vs. Houston Baptist <sup>65</sup>	W 3-0		
S. 3 at Rice <sup>65</sup>	L 2-3		
S. 9 vs. Georgia <sup>63</sup>	W 3-0		
S. 10 vs. Mercer <sup>63</sup>	W 3-0		
S. 10 vs. Samford <sup>63</sup>	L 1-3		
S. 15 vs. Furman <sup>59</sup>	W 3-1		
S. 16 at Clemson <sup>59</sup>	L 0-3		
S. 23 at Duke	L 0-3		
S. 24 at Wake Forest	W 3-1		
S. 30 NC State	L 2-3		
O. 1 North Carolina	L 0-3		
O. 7 Maryland	W 3-1		
O. 9 Boston College	W 3-0		
O. 14 at Florida State	L 0-3		
O. 16 at Miami	W 3-1		
O. 21 at Virginia Tech	L 2-3		
O. 22 at Virginia	W 3-1		
O. 26 at MTSU	L 1-3		
O. 28 Wake Forest	W 3-0		
O. 30 Duke	L 1-3		
N. 4 at Boston College	W 3-1		
N. 6 at Maryland	W 3-1		
N. 11 at North Carolina	L 1-3		
N. 13 at NC State	L 0-3		
N. 18 Miami	L 2-3		
N. 19 Florida State	L 1-3		
N. 23 Clemson	L 1-3		

Overall Record: 644-448 (.589)  
31 Years

Division I Record: 579-396 (.594)

## Neutral Sites Key

- 1 - Columbus Tournament
- 2 - @ Oglethorpe University
- 3 - West Georgia Invitational
- 4 - Tuskegee Tournament
- 5 - ACC Tournament
- 6 - Furman Invitational
- 7 - UAB Tournament
- 8 - Central Florida Tournament
- 9 - Winthrop Tournament
- 10 - Jacksonville Tournament
- 11 - UNC Charlotte Tournament
- 12 - Peach State Tournament
- 13 - New Orleans/Days Inn Classic
- 14 - UNC Charlotte/Tachikara Invitational
- 15 - Tennessee Tech Invitational
- 16 - @ Western Carolina
- 17 - @ Virginia
- 18 - Coastal Carolina Beach Classic
- 19 - Hilton Head Super Smash Tournament
- 20 - @ Marist School
- 21 - Davidson Invitational
- 22 - UC Santa Barbara Invitational
- 23 - Georgia State Invitational
- 24 - @ West Georgia
- 25 - Courtyard by Marriott Classic
- 26 - Hawaiian Airlines Classic
- 27 - Auburn Classic
- 28 - NIVC Tournament
- 29 - Illinois Classic
- 30 - NCAA Tournament
- 31 - Powerbar Colorado Invitational
- 32 - Mizuno USA Cup
- 33 - Kentucky Classic
- 34 - Minnesota Invitational
- 35 - Long Beach State Invitational
- 36 - Pacific-Nike Invitational
- 37 - Jason's Deli/UT Arlington Tournament
- 38 - Crimson Tide Classic
- 39 - Colorado State/Coors Light Classic
- 40 - Utah Classic Tournament
- 41 - George Mason Invitational
- 42 - South Florida Tournament
- 43 - Georgia Tech Invitational
- 44 - Ohio State Buckeye Classic
- 45 - US Bank/Arby's Nebraska Invitational
- 46 - Baden Thanksgiving Tournament
- 47 - NACWAA Classic
- 48 - Badger Challenge
- 49 - Miami University Invitational
- 50 - Four Points University Plaza Wildcat Classic
- 51 - Georgia Tech Renaissance Invitational
- 52 - University of Georgia Invitational
- 53 - Regency Suites/Georgia Tech Invitational
- 54 - University of Kentucky Tournament
- 55 - Regency Suites/Georgia Tech Classic
- 56 - Arkansas Clarion Inn Invitational
- 57 - Michigan/Nike Invitational
- 58 - Magnolia Invitational at Ole Miss
- 59 - Clemson Classic
- 60 - Middle Tennessee Blue Raider Bash
- 61 - GT Courtyard Marriott Classic
- 62 - Pioneer Classic (Denver, Colo.)
- 62 - Varney's Kansas State Invite
- 63 - Bulldog Invitational
- 64 - Georgia Tech Courtyard Classic
- 65 - Rice Tournament