

Quick Facts & Table of Contents



THE INSTITUTE

Official Name	Georgia Institute of Technology
Enrollment	19,393
Location	Atlanta, Ga.
Founded	1885
Nicknames	Rambling Wreck, Yellow Jackets
Mascots	Buzz; 1930 Model "A" Ford
Colors	Old Gold and White
Institute Website	www.gatech.edu
Athletics Website	www.ramblinwreck.com
Facility	O'Keefe Gymnasium (2,000)
Conference	Atlantic Coast
President	Dr. G.P. "Bud" Peterson
Director of Athletics	Dan Radakovich (IU of Pa., 1980)
Senior Women's Administrator	Theresa Wenzel (Marquette, 1991)

SPORTS INFORMATION STAFF

Assistant Director (Volleyball Contact)	
Office Phone	Seth Gerard (404) 894-5445
E-Mail	sgerard@athletics.gatech.edu
Asst. AD for Media Relations	Dean Buchan
Associate Director	Mike Stamus
Assistant Directors	Marcus Dittmer Mike Huff
Graduate Assistant	Betsy Devine
SID Fax	(404) 894-1248

VOLLEYBALL INFORMATION

Head Coach	Tonya Johnson (LSU, 1993)
Phone/Email	(404) 894-5453/tjohnson@athletics.gatech.edu
Year at Tech	Third
Assistant Coach	Craig Bere (Morehead State, 1995)
Phone/Email	(404) 894-9283/cbere@athletics.gatech.edu
Year at Tech	Third
Assistant Coach	Ed Tolentino (Detroit-Mercy, 1997)
Phone/Email	(404) 894-5450/etolentino@athletics.gatech.edu
Year at Tech	Third
Volunteer Assistant Coach	Brian Kues (Ohio State, 2010)
Year at Tech	First
Student Assistant Coach	Mary Ashley Tippins
Year at Tech	First

2010 TEAM INFORMATION

Overall Record	18-14, 11-9 ACC
Home Record:	8-7, 6-5 ACC
Away Record:	6-5, 5-4 ACC
Neutral Record:	4-2, 0-0 ACC
Conference Finish:	T-Fifth
Starters Returning/Lost:	5/2(Libero)
Lettermen Returning/Lost:	11/3(Libero)

TABLE OF CONTENTS

The Institute/Table of Contents	1
O'Keefe Gymnasium	2
Meet the 2011 Team	3
Susan Carlson	4
Kaleigh Colson	5
Annie Czarnecki	6
Quinn Evans	7
Courtney Felinski	8
Ashtaan Horton	9
Bailey Hunter	10
Ivona Kolak	11
Monique Mead	12
Nicki Meyer	13
Zoey Morton	14
Jennifer Percy	15
Ali Santi	16
Asia Stawicka	17
Alexis Woodson	18
Mariah Woodson	19
Georgia Tech Coaching Staff	21
Head Coach Tonya Johnson	22
Assistant Coach Craig Bere	24
Assistant Coach Ed Tolentino	25
Volunteer Assistant Coach Brian Kues	26
Student Assistant Coach Mary Ashley Tippins	26
2010 Season Recap	27
2010 Statistics	28
The Atlantic Coast Conference	29
Postseason History	30
All-Americans	31
ACColades	32
Volleyball Excellence	33
Yellow Jackets and Team USA	34
All-Time Letterwinners	35
Career Records	36
Single Match and Miscellaneous Records	37
Season Records	38
Season Leaders	39
Record vs. Opponents	40
Year-by-Year Results	41
Coaching History	45

O'Keefe Gymnasium



2011 Georgia Tech Volleyball



No.	Name	Position	Ht.	Yr	Hometown (High School)
23	Susan Carlson	Libero/Defensive Specialist	5-11	JR	Pasadena, Calif./Mayfield
6	Kaleigh Colson	Setter	5-10	SO	Austin, Texas/Westwood
13	Annie Czarnecki	Middle Blocker	6-3	JR	Bettendorf, Iowa/Pleasant Valley
4	Quinn Evans	Middle Blocker	6-3	SO	San Antonio, Texas/Alamo Heights
9	Courtney Felinski	Middle Blocker/Outside Hitter	6-1	FR	Magnolia, Texas/Magnolia
3	Ashtaan Horton	Middle Blocker	6-2	FR	Cedar Hill, Texas/Cedar Hill
11	Bailey Hunter	Outside Hitter	6-1	SR	Hendersonville, N.C./Hendersonville
10	Ivona Kolak	Outside Hitter	5-11	SO	Kastel Gomilica, Croatia/Tourist Management and Hospitality School
5	Monique Mead	Rightside Hitter	5-10	JR	Newnan, Ga./Landmark Christian
7	Nicki Meyer	Libero/Defensive Specialist	5-6	JR	Gainesville, Fla./Buchholz
1	Zoey Morton	Defensive Specialist/Libero	5-9	FR	Atlanta, Ga./Woodward Academy
20	Jennifer Percy	Outside Hitter	6-2	SO	Mobile, Ala./St. Paul's Episcopal School
8	Ali Santi	Setter	6-0	FR	Honolulu, Hawaii/Punahou
2	Asia Stawicka	Middle Blocker	6-2	SR	Warsaw, Poland/IX L.O im K Hoffmanowe
14	Alexis Woodson	Middle Blocker	6-1	JR	Atlanta, Ga./Woodward Academy
44	Mariah Woodson	Outside Hitter	6-1	RS SO	Atlanta, Ga./Woodward Academy

Coaching Staff

Head Coach - Tonya Johnson, Third Season (LSU, 1993)

Assistant Coach - Craig Bere, Third Season (Morehead State, 1995)

Assistant Coach - Ed Tolentino, Third Season (Detroit Mercy, 1997)

Volunteer Assistant Coach - Brian Kues, First Season (Ohio State, 2010)

Student Assistant Coach - Mary Ashley Tippins, First Season

#23 Susan Carlson

Junior
Pasadena, Calif.
Mayfield
Libero/Defensive
Specialist



2010: Played in 31 matches on the season, starting 29 of them ... Recorded 50 kills for an average of 0.43 a set and also recorded 31 assists, 29 service aces (third on the team), 222 digs (1.93 a set) and seven total blocks ... Competing for the starting libero position in 2011 ... Netted two sets, two aces and 12 digs in the Jackets final game of the year vs. Clemson (Nov. 26) ... Had two kills, three assists and 20 digs in the weekend series in North Carolina (Nov. 19-21) ... Notched two sets, two aces and 15 digs at Wake Forest (Oct. 29) and Duke (Oct. 30) ... Added four assists, two aces and 11 digs to her total in a weekend series with Boston College and Maryland (Oct. 22-23) ... Tallied two assists and eight digs vs. NC State (Oct. 17) ... Notched 11 digs on "Dig for the Cure" night against North Carolina (Oct. 15) ... Registered two digs in the three-set sweep of #20 Florida State (Oct. 10)...Tallied 13 digs and two service aces against Miami (Oct. 8)...Played in all five sets at Virginia Tech (Oct. 2) notching nine digs, two assists and two service aces... Played in all four sets at Virginia (Oct. 1) registering 12 digs ... Started and played in all three sets against Wake Forest (Sept. 26) making four digs and one service ace ... Saw action in all five sets against Duke (Sept. 24) tallying five kills, two aces and 10 digs ... Played in all 11 sets at the Clemson Classic recording 17 digs, four kills, three assists and two aces ... Played in all 11 sets on the weekend at the Bulldog Invitational recording two kills, two service aces, and 19 digs ... Saw action in all 11 sets on the weekend at the KSU Invitational recording 16 kills, two assists, three service aces, 26 digs and four blocks ... Played in all 11 sets during the Georgia Tech Courtyard Marriott Classic recording 19 kills (1.73/game), two assists, 22 digs and three service aces over the course of the weekend.



2009: Played in 60 sets, while starting eight matches ... Fourth on the team averaging 1.47 digs per set ... Also added 11 kills, 12 assists and 11 aces ... Tallied a career-high six kills and .417 attack percentage at Miami (10/4) ... Recorded double-figure digs in three matches including a career-high 13 at Miami (10/4) ... Had 10 digs vs. Mississippi (9/12) and at Denver (9/18) ... Recorded nine digs vs. Maryland (10/9) and eight against Boston College (10/10), both in three sets ... Had two aces against Boston College (10/10), Miami (10/4) and Northern Illinois (9/5) ... Had career-high four assists at Miami (10/4).

High School/Club: Four-year letterwinner and two-year captain for coach Ernest Banaag at Mayfield Senior School ... Led Mayfield to a pair of CIF Championships and earned Area Player of the Year honors (by the Pasadena Star News) twice ... 2007 and 2008 CIF Player of the Year ... Twice tabbed to the all-state squad after earning first-team CIF all-area honors as a sophomore in 2006 ... Named the Prep League MVP on two occasions (2007, '08) ... Mayfield Senior School Athlete of the Year in 2008 and '09 ... Ranked No. 82 on the 2008 PrepVolleyball.com Senior Aces list ... Helped her SCVC and SGVC club teams to a pair of USA Volleyball National Open Championships (2005, '07) ... Participated on the USA Beach Junior Volleyball 19U training squad ... Became one of the youngest players to receive an AAA beach rating, when she did so at the age of 14 ... A member of the youngest team to receive an AAA beach rating ... Earned the Cal Cup title ... Member of TCA-18 her final club season.

Personal: Susan Maria Carlson is the daughter of Scott and Yvonne Carlson ... Born October 21, 1991 in Pasadena, Calif. ... Has one older brother, Michael ... Played club soccer for five years before switching to volleyball at the age of 13 ... Management major at Georgia Tech ... Four things she wants to do in life are open a restaurant, visit Greece, own a horse and become fluent in another language.

Susan Carlson's Overall Statistics

Season	GP-MP	K	K/G	Pct	A	A/G	SASA/G	DIG	D/G	BS	BA	TB	B/G
2009	60-20	11	0.18	.091	12	0.20	11	0.18	88	1.47	0	1	1
2010	115-31	50	0.43	.116	31	0.27	29	0.25	222	1.93	1	6	7
TOTAL	175-51	61	0.35	.111	43	0.25	40	0.23	310	1.77	1	7	8




#6 Kaleigh Colson

Sophomore
Austin, Texas
Westwood
Setter

2010: Saw action in two matches and three sets her freshman year ... Had one assist on the season and is competing for the starting setter spot in 2011 ... Saw action against Wake Forest (Sept. 26) making one dig ... Saw action in two sets at the Clemson Classic registering one assist.

High School: Four-year letterwinner at Westwood High School ... In 2009, helped lead her team to a district championship and to the state quarterfinals ... Won area championships three times, including a regional quarterfinal appearance in 2008 and regional semi-final in 2007 ... Finalist in 2010 for the Andy Collins Award as National Setter of the Year and was a PrepVolleyball.com All-American in 2009 ... Honorable mention AVCA All-American in 2009, two-time Texas Sports Writer's Association All-State pick, two-time Austin American Statesman All-Central Texas first team and a three-time District 16-5A Outstanding Setter ... Other accolades include Texas Girl's Association All-State (2009), Lonestarvolleyball.com Texas's Most Outstanding Setter (2009), Lonestarvolleyball.com All-Texas (2009), Nike Pearland VB Classic Tournament Most Outstanding Setter (2009) and Prepvolleyball.com Soph 79 (2007) ... Ranked third all-time nationally with 4,958 assists and holds school records for career aces (250), career assists (4,958), single-match assists (56 in 2006) and single-season assists (1,441 in 2009) ... Has qualified for the Junior Olympics the past seven seasons and finished third in 2009 ... Also an Academic All-State in 2009, three-time Academic All-District and member of the National Honors Society. Colson played for the Austin Juniors Club Team.

Personal: Kaleigh Marie Colson is the daughter of Jim and Pam Colson ... Born May 28, 1992 ... Has an older sister, Kristin Colson Thompson, who played volleyball at Liberty ... An undecided major.



Kaleigh Colson's Overall Statistics

Season	GP-MP	K	K/G	Pct	A	A/G	SASA/G	DIG	D/G	BS	BA	TB	B/G
2010	3-2	0	0.00	.000	1	0.33	0	0.00	1	0.33	0	0	0
TOTAL	3-2	0	0.00	.000	1	0.33	0	0.00	1	0.33	0	0	0

#13 Annie Czarnecki

Junior
Bettendorf, Iowa
Pleasant Valley
Middle Blocker



2010: Saw action in five sets and recorded two kills, a dig and two block assists. Saw action in five sets and recorded two kills, a dig and two block assists ... Saw action in two sets against Wake Forest (Sept. 26) tallying one kill on one attempt ... Saw action against Florida Gulf Coast and No. 9 Washington at the Bulldog Invitational notching two blocks on the weekend ... Saw time against UAB in the final set of the weekend at the Georgia Tech Courtyard Marriott Classic recording one kill and one dig.

2009: Made an appearance in six sets on the season ... Recorded one block against Austin Peay (8/29).

High School/Club: Four-year volleyball letterwinner ... Spent three years playing for Debbie Born at Greenbrier High School in Evans, Ga. before moving to Bettendorf, Iowa, her senior year ... Captain of the volleyball team in her one and only year at Pleasant Valley, where she played under Stacey Ruff ... Averaged 3.41 kills, 1.06 blocks and 0.81 service aces per game while earning first-team all-conference and all-district accolades as a senior ... Also named to the Special Mention all-state team and conference all-academic team in 2008 ... Set the Greenbrier single-season record with 181 blocks in 2007 while helping her prep squad to a 45-6-1 record and the region championship ... Pleasant Valley went 26-6 with a region title her senior year ... Three-time (2005-07) all-region ... Three-year National Honor Society member ... Named to the conference All-Academic squad in 2008 ... Member of the Fellowship of Christian Athletes and Beta Club ... A three-year Concert Band for trumpet ... Member of the Platform Elite squad in Bettendorf, Iowa ... Also competed for the Club Performance Assault squad in the AAU National tournament and was a three-year member of CSRA Heat ... Selected as an alternate to the 2007 USA Volleyball Girls Youth National A2 Training Team ... Attended USA Volleyball High Performance A1 Development Camp in 2007 and 2008.

Personal: Anne Theresa Czarnecki is the daughter of Rich and Teri Czarnecki ... Goes by Annie ... Born June 5, 1991 in Brookfield, Wisc. ... In addition to Slinger and Bettendorf, has also lived in Milwaukee, Wisc., and Evans, Ga. ... Majoring in Management ... Father Rich played basketball at UW-Milwaukee from 1981-83 ... Niece of Cindy and Jack Rusher, members of the US Rowing 1988 and 1992 Olympic squads.

Annie Czarnecki's Overall Statistics

Season	GP-MP	K	K/G	Pct	A	A/G	SASA/G	DIG	D/G	BS	BA	TB	B/G
2009	6-6	0	0.00	1.000	0	0.00	0	0.00	0	0	1	1	0.17
2010	5-4	2	0.40	1.000	0	0.00	0	0.00	1	0	2	2	0.40
TOTAL	11-10	2	0.18	.000	0	0.00	0	0.00	1	0	3	3	0.27



#4 Quinn Evans

Sophomore
San Antonio, Texas
Alamo Heights
Middle Blocker

2010: Did not play.

High School: Four-year letter winner and two time MVP and captain at Alamo Heights High School ... On the prepvolleyball.com 2010 list of "Senior Aces" ... In 2006, 2007, 2008 and 2009 led team in both blocks and kill percentage while helping to win a district championship in 2007 and 2008 ... In 2006, became the first freshman in school history to earn a varsity letter ... Went on to be a four-year starter and two-time team captain ... Named to the all-state team in 2008 and 2009, as well as all-state academic team in 2009... Three-time, first-team all-district and all-district academic selection ... Was on the "Soph 79" and "Frosh 59" teams by prepvolleyball.com and has been a three-time San Antonio Express "High School Player to Watch" ... In 2007, had the third highest kills percentage (.431) of any player in the San Antonio area and was invited to the USA Volleyball High Performance Developmental Camp ... Has played with the Alamo Kaepa club team and helped lead her team to 23rd-place finish in 2010 at Junior Nationals in the Open Division ... In 2009 as team captain, she helped her team to a second place finish at AAU Nationals and a 15th place finish at Junior Nationals Open Division ... Also lettered in basketball and track ... Has excelled in the classroom having been on the honor roll all four years and is a two-time member of the National Honor Society.

Personal: Quinn Marie Evans is the daughter of Mark and Jenny Evans ... Born Nov. 5, 1991 ... Has one sibling, Sloan, who is a varsity sophomore OH/RS for Alamo Heights High school ... Is fluent in Spanish and was a member of the first class in the Spanish Immersion Program at Alamo Heights ISD ... From first through fifth grades, all her core classes were taught in Spanish only ... In Junior High and High School, two classes were taught in Spanish ... Interested in majoring in Industrial Engineering or International Management.



#9 Courtney Felinski

Freshman
Magnolia, Texas
Magnolia
Middle Blocker/
Outside Hitter



High School: Four-year letterwinner at Magnolia High School ... In 2008, led team to a Region 3 4A championship and a state final four appearance ... Three-time area and two-time district champions as well as a regional semifinalist in 2010 ... Started every varsity match in her final three seasons and averaged 520 kills her junior and senior year ... 2010 Pearland, Byron Nelson and Duncanville All-Tournament teams ... Three-time academic all-district and first-team all-district ... 2009 and 2010 all-county ... 2010 Under Armour All-American, academic all-state and TSWA All-State and All-Greater Houston team ... 2009 Defensive Player of the Year ... Graduated Distinguished Magna Cum Laude and was Class Secretary from 2007-11 ... Member of the National Honors Society, HOBY Leadership Ambassador, Rotary Youth Leadership Ambassador and four-year member of the honor roll ... Plays for the Texas Elite club team.

Personal: Courtney Reigh Felinski is the daughter of Bill and Coni Felinski ... Born October 4, 1992, in Wichita Falls, Texas ... Father played football at East Texas State University for two seasons ... Hopes to pursue a career in advertising ... Says she chose Georgia Tech because it is a great school academically, the awesome coaching staff and team and everything about the school fits her perfectly ... Lists hobbies as reading, playing the guitar, longboarding and ultimate Frisbee ... Says her most memorable athletic accomplishment thus far was making it to the state final four in 2008 ... Her most memorable non-athletic accomplishment was being selected as a Rotary Youth Leadership Ambassador for her school ... A Science, Technology and Culture major.





#3 Ashtaan Horton

Freshman

Cedar Hill, Texas

Cedar Hill

Middle Blocker

High School: Four-year letterwinner at Cedar Hill High School where she helped lead team to a Texas District 7-5A championship in 2008 ... Also in 2008 set the school record for most blocks in a single season ... Four-time all-district ... District's Most Outstanding Attacker in 2009 and the district Most Outstanding Blocker in 2008 ... As a freshman in 2007, was the recipient of team's "Newcomer of the Year" award ... On the 2010 AVCA Under Armour All-America Watch List and was also named the 2009 Prepvolleyball.com Classic's Outstanding Blocker ... A member of Prepvolleyball.com's Soph 79 high honorable mention list, she was also a bronze medalist at the 2008 Junior Olympics ... Texas Scholar and member of the Student Council, FCA, PTSA and FFA ... Plays club ball with MadFrog.

Personal: Ashton RaVonne Horton is the daughter of Raymond and Janice Horton ... Born Sept. 19, 1992 in Lancaster, Texas ... Sister of Ashaad and Ashlaa ... Sister, Ashlaa, played basketball at Texas A&M from 2005-08 ... Father, Raymond, played basketball at Amarillo Junior College (1979-81) and then Iona (1981-83) ... Career goal is to be a veterinarian ... Chose Georgia Tech because of the outstanding education, volleyball program and loves Atlanta ... Lists her most memorable athletic accomplishment as setting her school record and signing with Tech ... A Biology major.



• 2010 All-ACC

#11 Bailey Hunter

Senior

CAPTAIN

Hendersonville, N.C.

Hendersonville

Outside Hitter



2010: Played in all 32 matches and was second on the team with 3.05 kills a set ... Hit .259 and had 366 total kills ... Was eighth in the league with 0.28 service aces a set ... Added 87 digs and 50 total blocks ... Had double-figure kills in 21 matches and posted a career-high 24 at Virginia Tech (10/2) ... Blasted 12 kills and five service aces in the final game of the season vs. Clemson (Nov. 26) ... Netted 22 kills, four aces, eight digs and two blocks in a week-end series with UNC and NC State (Nov. 19-21) ... Had an outstanding 18 kills against Miami (Nov. 6) ... Tallied 13 kills in back-to-back-to-back nights vs. MTSU (Oct. 26) and at Wake Forest (Oct. 29) and Duke (Oct. 30) also netting nine digs ... Had a team-high 13 kills for a .524 hitting percentage to go along with two digs and two blocks against Middle Tennessee State (Oct. 26) ... Notched 18 kills for a .485 hitting percentage along with two aces, two blocks and two digs against NC State (Oct. 17) ... Tallied 18 kills for a .316 hitting percentage against North Carolina (Oct. 15) to go along with two blocks ... Against #20 Florida State (Oct. 10), tallied eight kills for a .429 hitting percentage, six digs and six blocks...Registered 16 kills for a .282 hitting percentage, five digs, a block and a service ace in five sets against Miami (Oct. 8)...Notched a career-high 24 kills against Virginia Tech (Oct. 2) also tallying a .333 hitting percentage and two blocks ... Tallied 11 kills, five digs and three blocks against Virginia (Oct. 1) ... Saw action in all three sets against Wake Forest (Sept. 26) registering eight kills ... Notched 12 kills and one block against Duke (Sept. 24) in a five-set match ... Named to the Bulldog Invitational All-Tournament Team after playing in each of the 11 sets on the weekend at the Bulldog Invitational recording the second-most kills (42), second-highest hitting percentage (.340), six service aces and one block ... Played in all 11 sets at the KSU Invitational notching 21 kills (1.91/game), two assists, two service aces, six digs and a block on the weekend ... Played in all 11 sets at the Georgia Tech Courtyard Marriott Classic recording 29 kills averaging 2.64 per game, second among Georgia Tech players, while also recording five blocks and three service aces.

2009: Played in all 116 sets on the season and made 19 starts ... Ranked first on the team and sixth in the ACC averaging 3.28 kills a set ... Also added six assists, 16 service aces, 89 digs and 35 total blocks ... Went 19 straight matches at one point with at least 10 kills ... Posted first career double-double with a career-best 20 kills and 11 digs at Clemson (11/27) ... Had double-figure kills in 25 of the 31 matches ... Tallied 19 kills against both Clemson (9/11) and Southeast Missouri State (9/12) ... Recorded 17 kills against Miami (11/13) and another 16 vs. Northern Illinois (9/5) ... Hit a season-best .619 against North Carolina (9/27) with 13 kills and no errors ... Also had no errors to go along with 10 kills and a .500 attack percentage at Maryland (11/8) ... Recorded two aces apiece in matches against Clemson (9/11), Virginia (11/21), Duke (10/24) and Virginia (11/20) ... Tied career-high with four total blocks at Boston College (11/6).

2008: Tallied 100 kills in her 18 matches on the season, averaging 1.82 kills per set while hitting .258 ... Posted double figures in kills in each of her first three match appearances, including posting a season-high 13 while hitting .370 against Georgia State (8/31) in the Yellow Jackets' second match of the Bulldog Invitational ... Hit a season-best .615 with nine kills on 13 swings against Florida A&M (9/19) ... Hit .500 or better in four matches on the season ... Posted a season-high four total blocks against Maryland (11/22) and had three assists and three digs in the season finale vs. Clemson (11/28).

High School/Club: Four-year letterwinner and three-year captain for head volleyball coach Graham McCormick at Hendersonville High ... Also earned three letters in outdoor track, two letters in indoor track and basketball and one in soccer at Hendersonville ... Led Hendersonville to the North Carolina HSAA state title in 2005, 2006 and 2007 ... Three-time NCHSAA State Championship MVP (2005-07) and two-time Conference Female Athlete of the Year (2007 and 2008) ... Received PrepVolleyball.com All-America accolades in 2006 and 2007 ... A PrepVolleyball.com Top-50 Junior in 2006 and listed at No. 72 on PrepVolleyball.com's Senior Aces list ... Three-time Western Highlands Conference Player of the Year ... Four-time member of the all-conference volleyball team ... Set the school record with 1,711 kills in her career ... Became just the fourth player in her school history to have her jersey retired ... 2007 Wendy's High School Heisman Nominee. Helped her Piedmont Triad team to No. 32 national ranking in 2008 ... Piedmont Triad won the club division at the Colorado Crossroads National Qualifier in 2007 and captured the Monument Classic titles in 2007 and 2008 ... Led her team to the AAU Junior National Championship in 2004, 2005, 2006 and 2007.

Personal: Bailey Livingston Hunter is the daughter of Randy and Alice Hunter ... Born November 22, 1989 ... Has two siblings - David and Harrison ... Business management major at Georgia Tech ... Winner of the National Science Fair in high school ... Uncle Rutledge Livingston played football at Clemson from 1975-77 ... Cousin Robert Livingston plays football at William & Mary.



Bailey Hunter's Overall Statistics

Season	GP-MP	K	K/G	Pct	A	A/G	SASA/G	DIG	D/G	BS	BA	TB	B/G	
2008	55-18	100	1.82	.258	9	0.16	0	0.00	16	0.29	3	16	19	0.35
2009	116-31	380	3.28	.237	6	0.05	16	0.14	89	0.77	13	22	35	0.30
2010	120-32	366	3.05	.259	9	0.08	33	0.28	87	0.73	6	44	50	0.42
TOTAL	291-81	846	2.91	.249	24	0.08	49	0.17	192	0.66	22	82	104	0.36



#10 Ivona Kolak

Sophomore
Kastel Comilica, Croatia
Tourist Management
and Hospitality School
Outside Hitter

2010: Saw action in two sets and recorded a pair of kills ... Saw action in one game at the Clemson Classic ... Saw time in one set at the Georgia Tech Courtyard Marriott Classic registering two kills in two attempts.

High School: Played seven seasons on the OK Marina Kastela Club Team while attending the Tourist Management and Hospitality School ... In 2008, helped lead her club to a third-place finish at the Under-18 National Championship and fourth-place in the I.B. League ... In 2010, was part of a second-place finish in the I.B. League ... Recipient of the 2007-2008 Best Student in the Generation Award and also named Best Student in the Class for 2008-09 ... In 2008 and 2009, was invited to the extended Croatian national team ... In 2009, helped lead club to a third place finish at I.B League ... In 2009, received award for young perspective (promising) volleyball player.

Personal: Ivona Kolak is the daughter of Nediljko and Ivanka Kolak ... Born Sept. 30, 1991 ... Has an older sister, Ana ... A Management major.



Ivona Kolak's Overall Statistics

Season	GP-MP	K	K/G	Pct	A	A/G	SASA/G	DIG	D/G	BS	BA	TB	B/G
2010	2-2	2	1.00	1.000	0	0.00	0	0.00	0	0.00	0	0	0.00
TOTAL	2-2	2	1.00	1.000	0	0.00	0	0.00	0	0.00	0	0	0.00

- 2009 AVCA honorable mention All-American
- 2009 AVCA honorable mention All-Region
- 2009 ACC Freshman of the Year
- 2009 All-ACC
- 2010 honorable mention AVCA All-American
- 2010 AVCA All-Region
- 2010 All-ACC

#5 Monique Mead

Junior
CAPTAIN
Newnan, Ga.
Landmark Christian
Rightside Hitter



2010: Led the league and was 18th in the nation with 4.31 kills per set...Was the only player in the ACC to average over four kills per set and her 5.07 points per set ranked first and 13th, respectively ... Also had 1.96 digs per set and was eighth in the league with 0.28 service aces a set ... She had 101 total blocks on the season, an average of 0.88 a set, and was second on the team with six double-double ... On Sept. 24 against Duke, Mead set a career high with 30 kills ... It was Tech's first 30-kill match since Talisa Kellogg had 35 against Virginia on Oct. 22, 2005 and just the 12th 30-kill match by an individual in school history ... She has had at least 20 kills in a match eight times this year ... Netted double figure kills in 29 of the 32 games on the season with a season best 30 kills vs. Duke (Sept. 24) ... Recorded double figure kills in the final eight games of the year ... Notched a double-double on Senior Day with 19 kills and season best 21 digs vs. Clemson (Nov. 26) ... Tallied 27 kills and 22 digs in a weekend series in North Carolina (Nov. 19-21) ... Led the team in kills with 19 while adding six digs, five blocks, an assist and a service ace against Miami (Nov. 6) ... Posted a team-high 14 kills to go along with seven digs, two assists and a block against Florida State (Nov. 5) ... Posted 10 kills to go along with nine digs and a team-leading five blocks against Duke (Oct. 30) ... Notched a game high 23 kills for a .302 hitting percentage, six digs and three blocks against NC State (Oct. 17) ... Notched a double-double with 17 kills and 14 digs against North Carolina (Oct. 15) ... Recorded a .303 hitting percentage off of a game-high 17 kills to go with four service aces, six digs and six blocks at #20 Florida State (Oct. 10)...Led the Jackets with 22 kills against Miami (Oct. 8), while also recording two block assists and a service ace... Notched 14 kills, eight digs and three blocks against Virginia Tech (Oct. 2) ... Tallied 22 kills for a .333 hitting percentage while making five digs and four blocks against Virginia (Oct. 1) ... Recorded 11 kills and six digs against Wake Forest (Sept. 26) ... In a five set game with Duke (Sept. 24) tallied a career-best 30 kills (.339 hitting percentage), two aces 14 digs and four blocks Named to the All-Tournament Team in each of the four tournaments that the Jackets played in this season ... Led the team with 50 kills for a .324 hitting percentage at the Clemson Classic also notching 17 blocks, 30 digs, six assists and two service aces ... Led the team in kills (46), was third on the team in hitting percentage (.317), made four service aces, notched 26 digs and recorded nine blocks on the weekend to earn the honor ... Led the team in kills over the course of the weekend with 49 for 4.45/game and a .255 hitting percentage also notching an assist, three service aces, 16 digs and 13 blocks ...Led all Yellow Jackets with 43 kills at the tournament (3.91/game) in 89 chances for a .270 hitting percentage also notching 15 digs and three service aces.



2009: Started all 31 matches and one of seven Yellow Jackets to play in all 116 sets ... Second on the team and seventh in the ACC averaging 3.07 kills per game ... Posted eight of the team's 14 double-doubles on the season ... Had 22 double-figure kills matches and went over 20 twice ... Third on the team with 56 assists and second in digs at 1.97 a set ... Also added 30 service aces and 90 total blocks, good for third-best on the squad as well ... Began her career in style with a double-double of 20 kills and 10 digs in a five-set win over Georgia (8/28) ... Followed that with a double-double (11 kills, 10 digs) against Austin Peay (8/29) in the very next match ... Had a career-high 21 kills and 11 digs against Miami (11/13) ... Hit a season-best .692 with nine kills and no errors against Virginia (11/20) ... Hit .571 with 15 kills against NC State (9/25) ... Hit .524 with 13 kills against Boston College (10/10) ... Also notched double-doubles against Clemson (12 kills, 11 digs, 9/11), Southeast Missouri State (12 kills, 14 digs, 9/12), Florida State (19 kills, 12 digs, 10/2), Miami (18 kills, 10 digs, 10/4) and Duke (13 kills, 10 assists, 10/24) ... Had a career-high seven assists as well in the season-opening win against Georgia (8/28) and her seven total blocks against Middle Tennessee State (9/4) and Ohio (9/5) were career-bests as well.

High School/Club: A second-team AVCA/Under Armour All-American in 2008 ... Four-year letterwinner for coach Barb Mason at Landmark Christian School ... Helped Landmark to four area championships (2005-08) and participated in the Georgia Senior All-Star Match in 2008 ... Tabled the 2009 Gatorade Player of the Year for Georgia ... Earned first-team all-state accolades and was the Area 3 AA/A Player of the Year in 2008 ... Set the third-best mark in Georgia history with 5.70 kills per game as a senior while her 616 kills were the seventh-most in state history ... Finished her career with 1,380 kills, which is the ninth-most in the state of Georgia ... Also averaged 3.46 digs, 1.23 aces and 0.77 blocks per set as a senior ... Member of the High Honor Roll, Beta Club and National Honor Society as well as a Junior Marshall ... Member of the A5 club team out of Atlanta, Ga. ... Helped her squad to the 16U America division title at the 2007 Junior Olympic Championships, earning MVP honors in the process ... Became the first junior club player in state history to play for two national championship club teams when she led her squad to the 18U National division title at the 2008 Junior Olympic Championships ... Listed at No. 38 on PrepVolleyball.com's Senior Aces List and one of the nation's Top-50 Recruits by the same publication.

Personal: Monique Danielle Mead is the daughter of Al and Rochelle Mead ... Called "Mo" by her teammates ... Born June 15, 1991 in Riverdale, Ga. ... Has one older sister, Ashley ... Father is an associate pastor at New Hope Baptist Church and Paralympic gold and silver medalist that was inducted into the Georgia Sports Hall of Fame in 2006 ... Undecided major at Georgia Tech.

Monique Mead's Overall Statistics

Season	GP-MP	K	K/G	Pct	A	A/G	SASA/G	DIG	D/G	BS	BA	TB	B/G	
2009	116-31	356	3.07	.205	56	0.48	30	0.26	228	1.97	6	84	90	0.78
2010	120-32	515	4.29	.232	38	0.32	33	0.28	246	2.05	10	92	102	0.85
TOTAL	236-63	871	3.69	.221	94	0.40	63	0.27	474	2.01	16	176	192	0.81



#7 Nicki Meyer

Junior
Gainesville, Fla.
Buchholz
Libero/Defensive
Specialist

2010: Appeared in 30 matches and a total of 90 sets in 2010 ... Recorded 94 digs for an average of 1.00 a set and also dished out 11 assists and had an ace ... Competing for the starting libero spot in 2011 ... Recorded 14 digs and two assists during a weekend series in North Carolina (Nov. 19-21) ... Saw time in all four sets against Miami (Nov. 6), registering six digs ... Played in all three sets against Florida State (Nov. 5), registering five digs and an assist ... Registered a career-high eight digs to go along with an assist against Duke (Oct. 30) ... Played in two sets against Middle Tennessee State (Oct. 26), notching four digs ... Notched three digs against Maryland (Oct. 23) ... Registered four digs against Boston College (Oct. 22) ... Tallied four digs and an assist against NC State (Oct. 17) ... Saw action in all three sets against #20 Florida State (Oct. 10) registering four digs...Played in five sets versus Miami (Oct. 8) while recording five digs and two assists... Notched four digs against Virginia (Oct. 1) also tallying one assist ... Saw playing time in all three sets against Wake Forest (Sept. 26) making one assist ... Saw time in all five sets against Duke (Sept. 24) making three digs ... Saw time in eight sets at the Clemson Classic notching five digs ... Played in five sets at the Bulldog Invitational earning the first service ace of her career, while making one dig ... Played in three sets at the KSU Invitational registering one dig ... Saw action in five sets against Alabama A&M and UAB at the Georgia Tech Courtyard Marriott Classic notching six digs and one assist.

2009: Played in four sets and recorded a dig against both Mercer (8/29) and Austin Peay (8/29).

High School/Club: Four-year letterwinner as a libero for coach Jeff Reavis at Buchholz High School in Gainesville, Fla. ... Helped Buchholz to the 6A state title in 2007 and a 22-8 finish in 2008, advancing to the region finals ... A second-team all-state selection as a senior ... Runner-up for The Gainesville Sun's large-school player of the year award in 2008 ... Set the school record for digs in a career at Buchholz ... Honor roll member ... Member of the Gainesville Junior club team ... The first Gainesville Juniors member to attend Georgia Tech ... Named a fifth-team Defensive Dandy by PrepVolleyball.com in 2008 and an honorable mention Defensive Dandy in 2007.

Personal: Nicole Lynn Meyer is the daughter of Shelley and Urban Meyer ... Goes by Nicki ... Born September 20, 1990 in Fort Collins, Colo. ... In addition to Florida and Colorado, has lived in Indiana, Ohio and Utah ... Is the oldest of three ... Sister, Gigi, is a setter for the Buchholz volleyball team ... Interested in majoring in psychology or communications ... Participated in a mission trip to the Dominican Republic during the 2008 summer ... Father was a 13th-round draft pick of the Atlanta Braves in 1982 and played two years of minor league ball ... He's currently the head football coach at Florida ... Lists her mom as her biggest influence in life.



Nicki Meyer's Overall Statistics

Season	GP-MP	K	K/G	Pct	A	A/G	SASA/G	DIG	D/G	BS	BA	TB	B/G
2009	4-4	0	0.00	.000	0	0.00	0	0.00	2	0.50	0	0	0
2010	94-30	0	0.00	.000	11	0.12	1	0.01	94	1.00	0	0	0
TOTAL	98-34	0	0.00	.000	11	0.11	1	0.01	96	0.98	0	0	0

#1 Zoey Morton

Freshman
Atlanta, Ga.
Woodward Academy
Defensive Specialist/
Libero



High School: Four-year letterwinner at Woodward Academy where she helped lead team to AAA state championship in 2008, 2009 and 2010 ... Top 41 finalist for National Player of the Year as a senior ... Three-time first-team all-area and two-time all-state, All-American, All-Area Player of the Year and first-team "Dandy Lions" ... 2010 Georgia AAA Player of the Year ... Recognized on the PrepVolleyball.com Frosh 59 team as well as a top 25 finalist for National Sophomore of the Year and top 35 finalist for National Junior of the Year ... Participated in the 2010 GHSA Senior All-Star game ... Member of the National Honors Society ... Graduated summa cum laude and recipient of the school's President's Award and Tyler Brown Award ... Peer Leader and member of the Honor Council and Discipline Board.

Personal: Zoey Pait Morton is the daughter of Ken and Amanda Morton ... Born Nov. 30, 1992 in Atlanta, Ga. ... Sister of Tyler and Sydney ... Says she chose Georgia Tech because of the quality of academics and volleyball as well as the great personalities of her teammates and coaches ... Enjoys reading and spending time with family and friends in her spare time ... Lists her most memorable athletic moment as recording the game-winning kill in the state championship match her senior year ... Says her most memorable non-athletic achievement was receiving the Woodward Way Award, given to the student who excels in all aspects of school and activities like academics, art, athletics and friendship ... A Mechanical Engineering major.





#20 Jennifer Percy

Sophomore
Mobile, Ala.
St. Paul's Episcopal School
Outside Hitter

- 2010 Academic All-ACC
- 2010 ACC All-Freshmen Team

2010: Averaged 2.15 kills per set in her freshman season ... The Mobile, Ala. native also averaged 0.31 blocks and 0.41 digs while playing in 96 total sets ... She had eight double-figure kill performances, including a career-high 17 at Virginia (10/1) ... Notched 12 kills in the season final vs. Clemson (Nov. 26) adding three digs ... Tallied 19 kills and four digs against North Carolina and NC State (Nov. 19-21) ... Registered 10 kills and a dig against Miami (Nov. 6) ... Notched seven kills and two digs against Duke (Oct. 30) ... Totaled nine kills against Wake Forest (Oct. 29) ... Tallied six kills with two digs against Middle Tennessee State (Oct. 26) ... Recorded seven kills and a dig against Maryland (Oct. 23) ... Registered seven kills, a block, a dig and an assist against Boston College (Oct. 22) ... Tabbed eight kills and two blocks against NC State (Oct. 17) ... Notched an outstanding 11 kills, three blocks and two digs against North Carolina (Oct. 15) ... Recorded six kills, two digs and a block in three sets against #20 Florida State (Oct. 10)...Tallied 16 kills and .394 hitting percentage for the Jackets against Miami (Oct. 8) while also recording five digs... Notched 13 kills for a .345 hitting percentage against Virginia Tech (Oct. 2) also making three digs and a block ... Recorded 17 kills for a .353 hitting percentage, four digs and two blocks against Virginia (Oct. 1) ... Played in four of the five sets against Duke (Sept. 24) recording four kills and one dig ... Named to the Clemson Classic All-Tournament team after tallying 29 kills for a .325 hitting percentage, four blocks and six digs ... Played in all 11 sets at the Bulldog Invitational making her first career start against Georgia while recording 16 kills, four blocks and three digs on the weekend ... Saw time in three sets at the KSU Invitational recording two kills and five blocks... Played in four sets at the Georgia Tech Courtyard Marriott Classic registering one kill and one block.

High School: Four-year letterwinner at St. Paul's Episcopal School ... Ranked 69th on the prepvolleyball.com list of "Senior Aces" ... Led team to three state championships and a trip to the championship game in 2009 where she had 21 kills and 10 digs ... Has been an all-state pick four times, including first-team in each of the last two years ... MVP of the South team in the 2009 Alabama North-South All-Star game and is a four-time state all-tournament, all-county and Area Super 12 teams (three on first-team) ... Also a decorated swimmer and has been a two-time all-state and all-county performer ... Made the 2008 USA Volleyball Junior A1 camp and has played her club ball with Club Bomba ... Has been a member of the Dean's List.


Personal: Jennifer Bailey Percy is the daughter of James and Martha Percy ... Born Oct. 5, 1991 ... Has an older sister, Kristina, who has graduated from Auburn University with a degree in Accountancy. An Industrial Design major.



Jennifer Percy's Overall Statistics

Season	GP-MP	K	K/G	Pct	A	A/G	SASA/G	DIG	D/G	BS	BA	TB	B/G
2010	101-30	218	2.16	.208	3	0.03	0	0.42	0.42	6	27	33	0.33
TOTAL	101-30	218	2.16	.208	3	0.03	0	0.42	0.42	6	27	33	0.33

Ali Santi
Freshman
Honolulu, Hawaii
Punahou
Setter



High School: Three-year letterwinner at Punahou High School where she helped lead team to a state runner-up finish in 2008-10 and two league championships ... 2009 team finished ranked in the ESPN top 20 high school rankings ... 2010 awards include Prep Volleyball All-American, Andi Collins Finalist for best setter, UnderArmour Watch List for the best high school players in the nation, Honolulu Star Advertiser Fab 15 Hawaii Volleyball team (tied for No. 2) and League Co-Player of the Year ... Was Player of the Game in the 2010 Oceanic Time Warner Senior Invitational All-Star game ... Member of the National Honors Society and Key Club ... Graduated with honors ... Also a three-year letterwinner on the basketball team where she led team to an appearance in the state championship game in 2009 and 2010 ... 2008 USA A2 High Performance team selection and a 2009 USA A2 Junior Team pick ... Plays for the Imi Ike club team.

Personal: Alexandra Elizabeth Santi is the daughter of Mark and Lori Santi ... Prefers to go by Ali ... Born Jan. 8, 1993 in Honolulu, Hawaii ... Mother, Lori, played softball and basketball at Pacific (1980-84) ... She participated in the 1983 Women's College World Series and for the last 15 years has been a color commentator for the University of Hawaii and also broadcasts some local high school sports ... Uncle, Daran Santi, played football at Saint Mary's College (1976-80) ... Says she chose Georgia Tech because of the school spirit, great volleyball program, friendly people and strong academic reputation ... Enjoys playing beach volleyball, singing and writing in her spare time ... An Undecided major.





Asia Stawicka

Senior

Warsaw, Poland

IZ L.O. im K Hoffmanowej

Middle Blocker

- 2009, 2010 ACC All-Academic Team
- 2009 ACC Honor Roll
- 2010 Academic All-ACC

2010: Ranked ninth in the ACC hitting .335 and was fourth in blocking at 1.10 a set ... Despite missing half of her freshman season with an injury, has cracked the Georgia Tech top 10 in total blocks and block assist ... In 2010, the middle blocker also averaged 0.50 digs and 0.10 service aces a set ... Had at least five blocks in a match 14 times, including a career-high nine in back-to-back matches against Georgia (9/11) and Clemson (9/17) ... Put down 11 kills and made four blocks in the final game of the season against Clemson (Nov. 26) ... Recorded 15 kills, five blocks and two digs against Virginia Tech and Virginia (Nov. 12-14) ... Tallied a team-high five blocks to go with four kills and three digs against Duke (Oct. 30) ... Tallied six kills for a .455 hitting percentage to go along with four blocks, two digs, an assist and a service ace against Middle Tennessee State (Oct. 26) ... Registered a team-high five blocks to go along with eight kills and three digs against Boston College (Oct. 22) ... Recorded a team-high hitting percentage of .550 after tallying 12 kills against NC State (Oct. 17) ... Recorded nine kills and seven blocks against North Carolina (Oct. 15) ... Recorded a team best hitting percentage of .412 against Virginia Tech (Oct. 2) tallying eight kills while making three blocks ... Had the best hitting percentage on the team (.600) with an 11-for-15 effort against Virginia (Oct. 1) also recording five blocks ... Notched nine kills and five blocks against Duke (Sept. 24) ... Saw action in all 11 sets at the Clemson Classic notching 21 kills for a team-high .385 hitting percentage, a team-best 20 blocks (four solo), two digs and one service ace ... Played in all 11 sets at the Bulldog Invitational leading the team in kill percentage (.393, 27 kills) while also adding two assists, two aces, and a team leading 13 blocks on the weekend ... Led all Yellow Jackets in blocks over the course of the weekend at the KSU Invitational notching 14 while also recording 21 kills (1.91/game) for a .280 hitting percentage, four service aces and five digs ... Led the team in blocks with 11 (2 solo, 9 assisted) at the Georgia Tech Courtyard Marriott Classic also registering 25 kills in 48 chances for a .417 hitting percentage.

2009: Started all 31 matches for the Yellow Jackets and appeared in every set on the season ... First on the team and seventh in the ACC with a .331 hitting percentage ... Was also tops on the team and fifth in the ACC with 1,09 blocks per set ... Fifth on the team with 189 kills and 1.63 a set ... Also added eight assists and 38 digs ... Hit over .400 in 14 matches, including a career-high .692 on nine kills and no errors against Georgia (8/28) ... Hit .667 with eight kills and no errors against Austin Peay (8/29) and also turned in a .625 (11 kills, one error) performance against Maryland (10/9) ... Posted a season-high 12 kills at Virginia (10/17) ... Had at least five total blocks in eight different matches, including a career-high 10 against Mississippi (9/12) ... Added nine total blocks including a career-best three solo ones at North Carolina (10/30) ... Had seven total blocks against both Austin Peay (8/29) and Ohio (9/5) ... Dished out a season-high two assists as well against Austin Peay (8/29).

2008: Started the first 19 matches of the season before suffering a season-ending elbow injury at NC State ... Hit a team-best .390 in her 71 sets ... Was the ACC leader in hitting percentage early in the year after hitting .500 or better in seven matches ... Posted 115 kills while averaging 1.62 kills per set in her first season on the Flats ... Also very effective on the block, averaging 1.08 blocks per set ... Finished second on the team with 77 total blocks despite missing the last 11 matches of the season ... Posted double figures in kills twice and tallied five or more blocks in nine of her 19 matches on the year ... Had 10 kills on 12 swings (.833) while posting four block assists in the Jackets' season-opening victory at Georgia (8/29) ... Tallied nine block assists in the Jackets' final match of the 2009 Bulldog Invitational ... Had eight kills and eight block assists in the Jackets' five-set loss to Michigan (9/7) ... Posted a season-high 12 kills while hitting .556 against Eastern Illinois (9/13) ... Tied her season high with nine block assists in a three-game sweep of Florida A&M at the Clemson Classic (9/19).

High School/Club: Played five years at middle blocker for coach Artur Wojcik with MOS Wola Warszawa ... Member of the UMKS MOS Wola Warszawa that finished in third place at the Polish Championships in 2007 ... The same junior team captured the regional championships in 2005, 2006, 2007 and 2008 ... Her 2006 junior team advanced to the finals of the Polish Championships, while the 2005 and 2008 squads were semifinalists ... Named to the second league as a senior for AZS AWF Warszawa.

Personal: Joanna Marianna Stawicka is the daughter of Wojciech Stawicki and Jolanta Stawicka ... Goes by the nickname Asia (pronounced "Asha") ... Last name is pronounced Stah-veetz-kuh ... Born May 2, 1989 in Warsaw ... Management major at Georgia Tech ... Has an older brother named Wojciech ... Was forced to start playing volleyball in school at the age of 14 and originally hated it.



Asia Stawicka's Overall Statistics

Season	GP-MP	K	K/G	Pct	A	A/G	SASA/G	DIG	D/G	BS	BA	TB	B/G
2008	71-19	115	1.62	.390	18	0.25	0	0.00	13	0.18	2	75	77
2009	116-31	189	1.63	.331	8	0.07	0	0.00	38	0.33	13	113	126
2010	120-32	236	1.97	.337	7	0.06	12	0.10	63	0.52	13	115	131
TOTAL	307-82	540	1.76	.345	33	0.11	12	0.04	114	0.37	31	303	334


Alexis Woodson

Junior

Atlanta, Ga.

Woodward Academy

Middle Blocker



2010: Started all 32 matches and was fifth on the team averaging 1.43 kills a set ... Had 170 total kills and hit .262 ... Also added nine assists, three service aces, 41 digs and was third on the team with 112 total blocks, an average of 0.94 a set ... Had a career-high 10 kills at Miami (10/8) and recorded at least five total blocks on 12 different occasions, including a career-best nine against North Carolina (10/15) ... Nabbed eight kills and one block against Clemson in the season final (Nov. 26) ... Totaled 15 kills and nine blocks against UNC and NC State (Nov. 19-21) ... Notched another 10 kills and five blocks against Virginia Tech and Virginia (Nov. 12-14) ... Posted team-leading seven total blocks to go with four kills and three digs against Miami (Nov. 6) ... Posted five kills with three blocks against Florida State (Nov. 5) ... Posted eight kills for a spectacular .615 hitting percentage against Duke (Oct. 30) ... Registered seven kills along with five blocks and two digs against Wake Forest (Oct. 29) ... Posted seven kills, five blocks and a dig against Middle Tennessee State (Oct. 26) ... Recorded a team-high six blocks against Maryland (Oct. 23) ... Registered nine kills to go along with two blocks against Boston College (Oct. 22) ... Notched eight blocks and six kills against NC State (Oct. 17) ... Tallied a team-high nine blocks to go along with four kills against North Carolina (Oct. 15) ... Recorded 6 kills for a .500 hitting percentage, four digs and five blocks against #20 Florida State (Oct. 10)...Played in five sets against Miami (Oct. 8) registering three digs, four block assists and 10 kills for a .421 hitting percentage...Tallied six kills to go along with four blocks at Virginia Tech (Oct. 2) ... Played in two sets making one kill against Wake Forest (Sept. 26) ... Notches five kills, two blocks and two aces against Duke (Sept. 24) ... Saw time in all 11 games at the Clemson Classic finishing with 15 kills, and 11 blocks ... Played in all 11 sets at the Bulldog Invitational notching 10 kills and five blocks on the weekend ... Saw action in all 11 sets on the weekend registering 12 kills for a .321 hitting percentage, one assist, four digs and 11 blocks at the KSU Invitational ... Played in all 11 sets on the weekend during the Georgia Tech Courtyard Marriott Classic notching 15 kills (1.36/game), two digs and four blocks.

Prior to Georgia Tech: Started 29 of 30 matches at the University of Indiana in 2008 ... Compiled 109 kills, 90 blocks and 17 digs on the year ... Her .80 blocks per set average was second on the team ... Racked up five or more blocks on seven occasions, including a pair of seven-block performances ... Connected on at least one kill in every match but one.

High School: Three-year letterwinner at Woodward Academy after playing her freshman season at Taylor High School in Katy, Texas ... As a sophomore, led team to a state title ... A two-time all-state performer ... Played in the 2007 Georgia All-Star game ... Named All-Area MVP and first team in both 2006 and 2007 ... Played club ball for A5 in 2007-08 and Houston Juniors in '05 ... Led A5 Mizuno to a 2008 USA Volleyball National Championship in Dallas, Texas.

Personal: Alexis Onea Woodson is the daughter of Michael and Terri Woodson ... Born Oct. 16, 1989 ... Has a sister, Mariah, who is a sophomore on the Georgia Tech Volleyball team ... Father played in the NBA for 11 years and is in the University of Indiana Hall of Fame.

Alexis Woodson's Overall Statistics (at Tech)

Season	GP-MP	K	K/G	Pct	A	A/G	SASA/G	DIG	D/G	BS	BA	TB	B/G	
2010	119-32	170	1.43	.262	9	0.08	3	0.03	41	0.34	9	103	112	0.94
TOTAL	119-32	170	1.43	.262	9	0.08	3	0.03	41	0.34	9	103	112	0.94



Mariah Woodson

RS Sophomore

Atlanta, Ga.

Woodward Academy

Outside Hitter

2010: Played in first set of season at home against Florida State (Nov. 5).

Prior to Georgia Tech: Redshirted last season at the University of Florida.

High School: Four-year letterwinner at Woodward Academy ... Ranked No. 76 on PrepVolleyball.com's list of Senior Aces in 2008 ... A two-time first team all-area selection (2007 and 2008) ... Named to the All-State and All-Senior Teams in 2008 ... High school teams won their state championships in 2005 and 2009 ... Led her high school squad in both kills (371) and blocks (40) her senior campaign ... Named to the All-Tournament Team of the Tampa Prep Invitational in 2008.

Personal: Mariah Kayla Woodson is the daughter of Michael and Terri Woodson ... Born May 6, 1991 ... Has a sister, Alexis, who is a sophomore on the Georgia Tech Volleyball team ... Father played in the NBA for 11 years and is in the University of Indiana Hall of Fame.



Mariah Woodson's Overall Statistics

Season	GP-MP	K	K/G	Pct	A	A/G	SASA/G	DIG	D/G	BS	BA	TB	B/G
2010	1-1	0	0.00	-.500	0	0.00	0	0.00	0	0.00	0	0	0
TOTAL	1-1	0	0.00	-.500	0	0.00	0	0.00	0	0.00	0	0	0



2011 Georgia Tech Volleyball Coaching Staff



From L-R: Assistant Coach Ed Tolentino, Head Coach Tonya Johnson, Assistant Coach Craig Bere

Coaching Staff

Head Coach - Tonya Johnson, Third Season (LSU, 1993)

Assistant Coach - Craig Bere, Third Season (Morehead State, 1995)

Assistant Coach - Ed Tolentino, Third Season (Detroit Mercy, 1997)

Volunteer Assistant Coach - Brian Kues, First Season (Ohio State, 2010)

Student Assistant Coach - Mary Ashley Tippins, First Season



Head Coach Tonya Johnson

Third Season
LSU, 1993

Tonya Johnson begins her third season as head coach of the Georgia Tech Yellow Jackets with a 39-24 (.619) career record.

In her first season, Tonya Johnson led the Yellow Jackets to a 21-10 record and their first trip to the NCAA Tournament since 2004. Under Johnson, the Jackets finished third in the ACC after being picked eighth in the preseason poll with a 15-5 conference record. Johnson coached two AVCA honorable mention All-Americans, the ACC Freshman of the Year and three All-ACC picks.

This past season, Tech finished 18-14 and 11-9 in the ACC. Four more players earned all-conference honors, while senior Mary Ashley Tippins and sophomore Monique Mead earned honorable mention All-American accolades. In addition, Mead was named to the U.S. Volleyball Women's National A2 Program roster for the second straight season.

Johnson immediately won over Georgia Tech fans as the Jackets topped rival Georgia in a five-set thriller in her first career match as a head coach. Later in the season, the Yellow Jackets handed ACC champion and NCAA national seed Florida State its only conference loss of the season. The win was Tech's first on the road against a ranked team since 2003. The Yellow Jackets finished in the top of the ACC in nearly every statistical category including second in assists, third in kills and fourth in hitting percentage. Defensively, Tech allowed the second-fewest kills, assists and digs in the league.



Johnson congratulates Jordan McCullers on earning her 3,000th career dig



Johnson (right) with her 2010 coaching staff

Tonya Johnson was named the seventh head volleyball coach in Georgia Tech history on January 9, 2009. She was an assistant coach under Jerritt Elliott at Texas for five years before being promoted to associate head coach in 2008. She helped guide the Longhorns to the 2008 NCAA Final Four following back-to-back Regional Final appearances in 2006 and 2007. The Longhorns concluded last season with a 31-3 record after recording more than 20 victories in each of the four seasons prior. An excellent recruiter on the national level, Johnson helped Elliott land the nation's second-ranked recruiting classes in each of the last three seasons (2006-08). Texas' 2009 recruiting class is also expected to be among the country's best, with the signing of the nation's top- and fifth-ranked prep players. A Longhorn has earned the Big 12's Conference Freshman of the Year

honor each of the last three seasons, one of whom has also been named the National Freshman of the Year.

In addition to serving as the recruiting coordinator, Johnson worked with the Longhorns' outside hitters, three of whom received All-America accolades over her last three seasons at Texas. Juliann Faucette, the National Freshman of the Year in 2007, was tabbed a first-team AVCA All-American in 2007 after receiving first team Big 12 honors as a freshman. Ashley Engle, a right-side hitter that earned Big 12 Freshman of the Year honors in 2006, was named a first-team AVCA All-American in 2008 after being tabbed to the AVCA All-America second team in 2006, and Destinee Hooker received first-team AVCA All-America honors in 2008 after earning second-team accolades in 2007 and honorable mention recognition in 2006.

Prior to her arrival at Texas in 2003, Johnson served as the top volleyball assistant at LSU from 1998-2003 under Fran Flory, where she was responsible for the majority of the Tigers' recruiting efforts. Johnson began her collegiate coaching career as an assistant under Flory at Kentucky in 1995.

Johnson was a four-year letterwinner at LSU from 1987-90, helping the Tigers to Southeastern Conference titles in 1989 and 1990. She led her Tiger team to the NCAA Final Four her senior year after LSU advanced to the NCAA Sweet 16 in 1989. Prior to joining the collegiate coaching ranks, Johnson taught at Wellington Landings Middle School in Boca Raton, Fla., while serving as an assistant coach at Olympic Heights High School and coaching the Florida Gold Coast club team.



Johnson talks with All-American Monique Mead

The Johnson File

Name: Tonya Doral Johnson
Birthdate: September 1, 1968
Hometown: Zachary, La.
College: LSU, 1993

Head Coaching Record

Year	Overall	Pct.	ACC	Pct.
2009	21-10	.677	15-5	.750
2010	18-14	.563	11-9	.550
	39-24	.619	26-14	.650

College Coaching Experience

2009-Present - Head Coach, Georgia Tech
 2003-2008 - Assistant Coach, Texas
 1998-2003 - Assistant Coach, LSU
 1995-97 - Assistant Coach, Kentucky

College Playing Experience

1987-90 Outside Hitter, LSU



Assistant Coach Craig Bere Third Season Morehead State, 1995

Craig Bere is now in his third season as an assistant coach at Georgia Tech. In his first season in Atlanta, the Yellow Jackets compiled a 21-10 record and earned their first trip to the NCAA Tournament since 2004. The Jackets finished third in the ACC after being picked eighth in the preseason poll with a 15-5 conference record. Bere coached two AVCA honorable mention All-Americans, the ACC Freshman of the Year and three All-ACC picks.

This past season, Tech finished 18-14 and 11-9 in the ACC. Four more players earned all-conference honors, while senior Mary Ashley Tippins and sophomore Monique Mead earned honorable mention All-American accolades. In addition, Mead was named to the U.S. Volleyball Women's National A2 Program roster for the second straight season.



Assistant Coach Craig Bere

Prior to arriving at Georgia Tech, Bere spent two seasons on the Louisville staff following a successful stint as an assistant at LSU from 2004-2006. He has been a part of an NCAA Tournament team each of the last five years, including both seasons at Louisville and his first season at Georgia Tech. In his final season at Louisville, the Cardinals received an automatic bid to the NCAA Tournament by capturing the 2008 BIG EAST title, one year after finishing as the runner-up in the 2007 BIG EAST Tournament.

Prior to his appointment at Louisville, Bere was responsible for game strategy, recruiting and practice planning for three years under LSU head coach Fran Flory. He helped guide the Tigers back to the NCAA Tournament in 2005 following a 13-year hiatus, while LSU captured a share of its first Southeastern Conference Western Division title in school history the same season. The following year, LSU repeated as SEC Western Division champions and made a return trip to the NCAA Tournament.

Under his tutelage, setters Daniela Romero and Heather Fierce both ranked in the top 10 in the league in assists per game, while LSU posted the fourth-best hitting percentage in the SEC in 2005.

Bere returned to Division I volleyball at LSU following a successful stint as the head coach at Southern Indiana, where he posted a 47-17 record in two seasons. He guided the Screaming Eagles to their first bid in the NCAA Division II Tournament after capturing the Great Lakes Valley Conference tournament crown in 2002, and came within three points of a repeat GLVC title and tournament berth the following season. His .734 winning percentage at Southern Indiana still ranks as the third-best winning percentage in the school's history.

Southern Indiana setter Kim Boehmer became the first Screaming Eagle to receive All-America honors when she was named to the honorable mention squad in Bere's first season at USI. She also received first-team All-GLVC honors in 2002 and 2003, while Kristi Kavanaugh earned first-team CoSIDA Academic All-America honors under Bere.

Bere began his coaching career at Morehead State, where he served as a student assistant in 1993 before being promoted to full-time assistant coach for the 1994 season. While on staff with the Eagles, Morehead State captured the 1993 Ohio Valley Conference Tournament title and finished as the runner-up in the regular season OVC race in 1994. The Eagles also returned to the title match of the 1995 OVC Tournament, taking runner-up honors.

Following his tenure at Morehead State, Bere joined the Mississippi State staff, where he served as an assistant coach from 1997-2001. There he was responsible for coordinating the Bulldog defense while working closely with Mississippi State's outside hitters. Bere also headed up the team's recruiting efforts while performing additional administrative duties off the court.

A native of Louisville, Kentucky, Bere attended Morehead State, where he was a three-year letterwinner on the Eagle football team and a six-year member of the men's volleyball club team, which led him to a career in college coaching. Bere earned his degree in Health from Morehead State in 1995 and went on to receive his Masters in Health, Physical Education and Recreation in 1997.

A member of the American Volleyball Coaches Association, Bere has served as a camp instructor in summer volleyball camps in Alabama, Indiana, Kentucky, Louisiana and Michigan. He is married to the former Shannon Krebs, and the couple has one son, Blake.



Assistant Coach

Ed Tolentino

Third Season
Detroit Mercy, 1997

Ed Tolentino is now in his third season as an assistant coach at Georgia Tech. In his first season in Atlanta, the Yellow Jackets compiled a 21-10 record and earned their first trip to the NCAA Tournament since 2004. The Jackets finished third in the ACC after being picked eighth in the preseason poll with a 15-5 conference record. Tolentino coached two AVCA honorable mention All-Americans, the ACC Freshman of the Year and three All-ACC picks.

This past season, Tech finished 18-14 and 11-9 in the ACC. Four more players earned all-conference honors, while senior Mary Ashley Tippins and sophomore Monique Mead earned honorable mention All-American accolades. In addition, Mead was named to the U.S. Volleyball Women's National A2 Program roster for the second straight season.

Prior to arriving at Georgia Tech, Tolentino spent three seasons as an assistant volleyball coach at Madonna University in Livonia, Mich., where he helped guide the Crusaders to three Wolverine-Hoosier Athletic Conference tournament and regular season titles as well as a trio of NAIA National Championship appearances. Under his tutelage, three Crusaders earned WHAC Player of the Year honors, one was named the WHAC Libero of the Year and another received WHAC Freshman of the Year accolades. He also coached the runner-up for the 2007 NAIA National Libero of the Year award in addition to six All-America and 14 All-WHAC honorees. Madonna University posted a 108-27 overall record and went 37-3 in conference matches during his three-year stint while finishing all three seasons ranked among the top-25 in the nation, including a final ranking of No. 10 in 2008.

Prior to his stint at Madonna, Tolentino served as an interim assistant volleyball coach at the University of Michigan in 2005, where he assisted in player development and recruiting while coordinating scouting reports.

Tolentino joined the staff of Premier Volleyball and M-Junior Volleyball in January, 2005, serving as head tier trainer for Premier for four years and director of M-Juniors for the last three.

Before joining the staff at Premier Volleyball, Tolentino was an assistant coach at Michigan State University, where he assisted with all aspects of the program, including coordinating travel and scouting reports while assisting in development and recruiting.

His stint in East Lansing came after spending two seasons as an assistant coach at Eastern Michigan, where he helped guide the Eagles to a pair of MAC Tournament appearances and a 27-7 record in 2002.

After spending two years (1997-98) as an assistant coach at Oakland University, Tolentino was promoted to head coach - a position he held for three seasons before joining the Eastern Michigan volleyball staff.



Tolentino (Right) with Head Coach Tonya Johnson

Tolentino began his coaching career at Bishop Foley High School in Madison Heights, Mich., where he served as the head varsity volleyball coach from 1994-96. He was a brief member of the Cranbrook Kingswood volleyball staff in early 1997 before earning his first collegiate coaching role at Oakland later the same year.

Between his assistant and head coaching positions at Oakland, Tolentino spent 10 months as a certified athletic trainer with the Detroit Tigers' Gulf Coast League team. He is currently a member of the American Volleyball Coaches Association (AVCA) and National Athletic Trainers Association (NATA).

Tolentino began his college career as a setter and defensive specialist at Macomb College before transferring to the University of Detroit Mercy, where he earned his degree in sports medicine in 1997.



Volunteer Assistant Coach

Brian Kues

First Season

Ohio State, 2010

Brian Kues, a four-year letterwinner as a libero/serving specialist at The Ohio State University begins his first season as a volunteer assistant coach at Georgia Tech.

Kues helped lead the Buckeyes to three NCAA men's volleyball Final Four's, four MIVA regular season championships and three MIVA tournament titles. He graduated from OSU in June, 2010 Summa cum Laude with a bachelor's degree in Industrial and Systems Engineering. Kues is currently pursuing a PhD in Industrial Engineering at Georgia Tech with a specialization in Economic Decision Analysis.

Kues was a four-time MIVA and Big-Ten All-Academic recipient as well as a two-time Big Ten Distinguished Scholar. He was on the Engineering Dean's List 12 different quarters and was a Ralph G. and Doris A. Woodley Scholar twice.



Student Assistant Coach

Mary Ashley Tippins

First Season

Four-year letterwinner and two-time All-American Mary Ashley Tippins will be a student assistant coach this season while she completes her degree at Georgia Tech.

Tippins was a two-time AVCA honorable mention All-American and All-ACC setter. After leading the ACC and finishing 20th in the nation in assists in 2009, the Atlanta native was fourth in the league in 2010 with 10.87 assists a set. Tippins passed Allie Niekamp for third place all-time in assists at Georgia Tech and finished with 3,646 in her career. Tippins also averaged 2.37 digs, 0.71 kills, 0.51 blocks and 0.16 service aces per set as a senior and had 12 double-doubles while coming within a couple of kills of a triple double two different times.



2010 Season Recap

Honors

AVCA ALL-AMERICA

Monique Mead, RH..... Honorable Mention
Mary Ashley Tippins, S...Honorable Mention

ALL-ATLANTIC COAST CONFERENCE

Monique Mead, RH
Bailey Hunter, OH
Mary Ashley Tippins, S

ALL-ATLANTIC COAST CONFERENCE

FRESHMAN TEAM

Jennifer Percy, OH

AVCA ALL-EAST REGION

Monique Mead, RH.....1st Team
Mary Ashley Tippins, S.....1st Team

ACADEMIC ALL-ACC VOLLEYBALL TEAM

Jordan McCullers, Asia Stawicka and Jennifer Percy

ACC HONOR ROLL

Alison Campbell, Susan Carlson, Kaleigh Colson, Annie Czarnecki, Ivona Kolak, Jordan McCullers, Monique Mead, Nicki Meyer, Asia Stawicka

ACC PLAYER OF THE WEEK

Monique MeadOctober 11

COURTYARD MARIOTT CLASSIC

ALL-TOURNAMENT TEAM

Monique Mead, Mary Ashley Tippins, Jordan McCullers (MVL)

VARNEY'S KANSAS STATE INVITATIONAL

ALL TOURNAMENT TEAM

Monique Mead, Mary Ashley Tippins

CLEMSON CLASSIC ALL-TOURNAMENT TEAM

Monique Mead, Jennifer Percy



18-14 Overall • 11-9 ACC (T-5th)

Home: 8-7 • Away: 6-5 • Neutral: 4-2

Date	Opponent	Score	Score-by-game	Attendance
!Aug 27	INDIANA	L, 2-3	20-25,20-25,25-22,25-20,16-18	1300
!Aug 28	ALABAMA A&M	W, 3-0	25-11,25-15,25-14	677
!Aug 28	UAB	W, 3-0	25-19,25-13,25-14	1037
@Sep 3	vs ORU	W, 3-0	25-11,25-20,25-19	763
@Sep 3	vs LMU	L, 2-3	25-22,25-19,26-28,23-25,9-15	1308
@Sep 4	at Kansas State	L, 0-3	23-25,18-25,23-25	2830
#Sep 10	vs FGCU	W, 3-0	25-14,25-9,25-16	1111
#Sep 11	vs #9 Washington	L, 0-3	15-25,15-25,19-25	479
#Sep 11	at Georgia	W, 3-2	21-25,25-14,28-30,25-22,15-13	2276
\$*Sep 17	at Clemson	L, 2-3	25-21,19-25,25-16,16-25,13-15	1502
\$Sep 18	vs Florida A&M	W, 3-0	25-18,25-18,25-10	-
\$Sep 18	vs Georgia State	W, 3-0	25-19,25-16,25-21	107
*Sep 24	DUKE	L, 2-3	28-26,21-25,25-18,20-25,16-18	1274
*Sep 26	WAKE FOREST	L, 0-3	17-25,16-25,13-25	1007
*Oct 1	at Virginia	W, 3-1	19-25,26-24,25-23,25-17	344
*Oct 2	at Virginia Tech	W, 3-2	21-25,25-17,24-26,25-19,15-9	419
*Oct 8	at Miami	W, 3-2	17-25,25-22,25-21,23-25,15-8	281
*Oct 10	at #20 Florida State	W, 3-0	26-24,25-11,25-17	681
*Oct 15	NORTH CAROLINA	W, 3-1	27-25,24-26,25-22,25-23	1337
*Oct 17	NC STATE	W, 3-1	25-14,25-27,25-20,25-16	1048
*Oct 22	BOSTON COLLEGE	W, 3-0	25-15,25-21,25-15	1087
*Oct 23	MARYLAND	L, 0-3	21-25,18-25,21-25	1051
Oct 26	MTSU	L, 1-3	17-25,15-25,25-13,21-25	635
*Oct 29	at Wake Forest	W, 3-0	25-20,25-21,26-24	529
*Oct 30	at Duke	L, 0-3	19-25,24-26,23-25	407
*Nov 5	FLORIDA STATE	L, 0-3	22-25,23-25,18-25	1013
*Nov 6	MIAMI	W, 3-1	20-25,25-18,25-19,25-23	1067
*Nov 12	VIRGINIA TECH	L, 0-3	26-28,22-25,22-25	1225
*Nov 14	VIRGINIA	W, 3-0	25-16,25-23,25-23	756
*Nov 19	at NC State	L, 1-3	22-25,25-23,15-25,21-25	582
*Nov 21	at North Carolina	L, 2-3	25-20,25-19,23-25,19-25,12-15	718
*Nov 26	CLEMSON	W, 3-2	25-19,18-25,25-12,20-25,17-15	1324

!-Courtyard Marriott Classic, Atlanta, Ga.

@-Varney's Kansas State Invitational, Manhattan, Kan.

#-Georgia Bulldog Invitational, Athens, Ga.

\$-Clemson Classic, Clemson, S.C.

* Indicates Atlantic Coast Conference match

TEAM STATISTICS

	GT	Opp.
ATTACK		
Kills	1652	1442
Errors	635	604
Total Attacks	4068	3975
Attack Pct	.250	.211
Kills/Set	13.8	12.0
SET		
Assists	1553	1348
Assists/Set	12.9	11.2
SERVE		
Aces	142	118
Errors	260	223
Aces/Set	1.2	1.0
SERVE RECEPTIONS		
Errors	118	142
Errors/Set	1.0	1.2
Attempts	2288	2409
Reception Pct	.948	.941
DEFENSE		
Digs	1634	1509
Digs/Set	13.6	12.6
BLOCKING		
Block Solo	52	35
Block Assist	447	388
Total Blocks	275.5	229.0
Blocks/Set	2.3	1.9
Block Errors	66	44
ATTENDANCE		
Total	15838	10569
Dates/Avg Per Date	15/1056	11/961



2010 Statistics

OVERALL

#	Player	G	ATTACK				SET		SERVE			DIG		BLOCKING								
			K	K/Set	E	TA	Pct	A	A/Set	SA	SESA/Set	RE	DD/Set	BS	BA	Total B/Set	BE	BHE				
5	Monique Mead	120	515	4.29	234	1213	.232	38	0.32	33	65	0.28	1	246	2.05	10	92	102	0.85	9	2	
11	Bailey Hunter	120	366	3.05	134	897	.259	9	0.08	33	66	0.28	11	87	0.73	6	44	50	0.42	13	3	
2	Asia Stawicka	120	236	1.97	62	517	.337	7	0.06	12	31	0.10	0	63	0.52	16	115	131	1.09	13	1	
20	Jennifer Percy	101	218	2.16	84	644	.208	3	0.03	0	0	0.00	6	42	0.42	6	27	33	0.33	7	1	
14	Alexis Woodson	119	170	1.43	68	389	.262	9	0.08	3	8	0.03	0	41	0.34	9	103	112	0.94	12	0	
25	Mary Ashley Tippins	120	89	0.74	21	206	.330	1302	10.85	18	36	0.15	0	287	2.39	4	56	60	0.50	9	11	
23	Susan Carlson	115	50	0.43	29	181	.116	31	0.27	29	39	0.25	17	222	1.93	1	6	7	0.06	2	0	
10	Ivona Kolak	2	2	1.00	0	21	.000	0	0.00	0	0	0.00	0	0	0.00	0	0	0	0.00	0	0	
13	Annie Czarnecki	5	2	0.40	0	21	.000	0	0.00	0	0	0.00	0	1	0.20	0	2	2	0.40	1	0	
3	Jordan McCullers	120	2	0.02	1	4	.250	133	1.11	12	12	0.10	35	487	4.06	0	1	1	0.01	0	0	
18	Alison Campbell	54	2	0.04	1	7	.143	9	0.17	1	1	0.02	11	63	1.17	0	0	0	0.00	0	0	
7	Nicki Meyer	94	0	0.00	0	3	.000	11	0.12	1	2	0.01	24	94	1.00	0	1	1	0.01	0	0	
44	Mariah Woodson	1	0	0.00	1	2	-.500	0	0.00	0	0	0.00	0	0	0.00	0	0	0	0.00	0	0	
6	Kaleigh Colson	3	0	0.00	0	1	.000	1	0.33	0	0	0.00	0	1	0.33	0	0	0	0.00	0	0	
TEAM													13									
GEORGIA TECH.....			120	1652	13.77	635	4068	.250	1553	12.94	142	260	1.18	1181	634	13.62	524	472	75.5	2.30	66	18
Opponents.....			120	1442	12.02	604	3975	.211	1348	11.23	118	223	0.98	1421	509	12.57	353	388	229.0	1.91	44	17

ATLANTIC COAST CONFERENCE

##	Player	G	ATTACK				SET		SERVE			DIG		BLOCKING								
			K	K/Set	E	TA	Pct	A	A/Set	SA	SESA/Set	RE	DD/Set	BS	BA	Total B/Set	BE	BHE				
5	Monique Mead	77	335	4.35	166	825	.205	24	0.31	20	44	0.26	1	168	2.18	6	52	58	0.75	5	2	
11	Bailey Hunter	77	244	3.17	89	602	.257	7	0.09	22	48	0.29	10	62	0.81	5	34	39	0.51	7	1	
20	Jennifer Percy	73	177	2.42	68	527	.207	3	0.04	0	0	0.00	5	36	0.49	6	15	21	0.29	4	0	
2	Asia Stawicka	77	144	1.87	41	328	.314	3	0.04	4	16	0.05	0	38	0.49	9	69	78	1.01	6	0	
14	Alexis Woodson	76	117	1.54	43	263	.281	7	0.09	3	8	0.04	0	32	0.42	8	69	77	1.01	7	0	
25	Mary Ashley Tippins	77	52	0.68	11	122	.336	862	11.19	10	18	0.13	0	184	2.39	3	38	41	0.53	8	9	
23	Susan Carlson	72	11	0.15	9	54	.037	24	0.33	21	26	0.29	6	144	2.00	0	1	1	0.01	1	0	
3	Jordan McCullers	77	1	0.01	0	2	.500	78	1.01	4	5	0.05	24	311	4.04	0	0	0	0.00	0	0	
18	Alison Campbell	18	1	0.06	0	2	.500	2	0.11	1	1	0.06	4	24	1.33	0	0	0	0.00	0	0	
13	Annie Czarnecki	2	1	0.50	0	11	.000	0	0.00	0	0	0.00	0	0	0.00	0	0	0	0.00	0	0	
6	Kaleigh Colson	1	0	0.00	0	0	.000	0	0.00	0	0	0.00	0	1	1.00	0	0	0	0.00	0	0	
44	Mariah Woodson	1	0	0.00	1	2	-.500	0	0.00	0	0	0.00	0	0	0.00	0	0	0	0.00	0	0	
7	Nicki Meyer	73	0	0.00	0	3	.000	10	0.14	0	0	0.00	22	77	1.05	0	0	0	0.00	0	0	
TEAM													8									
GEORGIA TECH.....			77	1083	14.06	428	2731	.240	1020	13.25	85	166	1.10	80	1077	13.99	372	78	176.0	2.29	38	12
Opponents.....			77	957	12.43	391	2606	.217	896	11.64	80	114	1.04	85	1026	13.32	282	43	149.5	1.94	25	11

MATCH WINS BY SET						
	1	2	3	4	5	Total
Georgia Tech	0	0	10	4	4	18
Opponents	0	0	7	2	5	14
SETS WON BY SET						
	1	2	3	4	5	Total
Georgia Tech	17	18	20	7	4	66
Opponents	15	14	12	8	5	54
POINTS BY SET						
	1	2	3	4	5	Total
Georgia Tech	731	729	756	338	128	2682
Opponents	692	677	668	340	126	2503



SEASON SUPERLATIVES

	Individual	Team
Kills:	30 (30-11-56) Monique Mead vs. Duke (9/24)	74 (74-19-167) at Miami (10/8)
Kill Attempts:	57 (18-8-57) Monique Mead at UNC (11/21)	182 (68-29-182) vs. Duke (9/24)
Hitting Percentage:	.750 (12-0-16) Bailey Hunter vs. BC (10/22)	.526 (51-1-95) vs. FGCU (9/10)
Assists:	60 - Mary Ashley Tippins at Miami (10/8)	69 - at Georgia (9/11)
Digs:	28 - Jordan McCullers vs. Miami (11/6)	87 - at North Carolina (11/21)
Service Aces:	5 - Bailey Hunter vs. FGCU (9/10)	9 - vs. FGCU (9/10)
Solo Blocks:	2 - Asia Stawicka, at Clemson (9/17), vs. FAMU (9/18)	5 - at Virginia Tech (10/2)
	2 - Bailey Hunter at UNC (11/21)	
Block Assists:	9 - Alexis Woodson vs. UNC (10/15)	30 - vs. UNC (10/15)
Total Blocks:	9 - Asia Stawicka at Clemson (9/17, at UGA (9/11)	17 - vs. UNC (10/15)
	9 - Alexis Woodson vs. UNC (10/15)	



The Atlantic Coast Conference

The Tradition

Consistency. It is the mark of true excellence in any endeavor.

However, in today's intercollegiate athletics, competition has become so balanced and so competitive that it is virtually impossible to maintain a high level of consistency.

Yet the Atlantic Coast Conference has defied the odds. Now in its 59th year of competition, the ACC has long enjoyed the reputation as one of the strongest and most competitive intercollegiate conferences in the nation. And that is not mere conjecture, the numbers support it.

Since its inception in 1953, ACC schools have captured 123 national championships, including 65 in women's competition and 58 in men's. In addition, NCAA individual titles have gone to ACC student-athletes 140 times in men's competition and 99 times in women's action.

Volleyball's inception as an ACC-sponsored sport came in 1980 and conference play began in 1981. Now entering its 32nd season of play, the league has seen its member institutions enjoy great success from both academic and athletic perspectives.

Seven volleyball student-athletes earned ESPN The Magazine Academic honors in 2010. Duke's Sophia Dunworth, Florida State's Taylor Wilson, Miami's Lane Carico, and Wake Forest's Andrea Beck were named first-team Academic All-District III selections, while two student athletes were second team honorees, and one garnered third team recognition.

Duke's Kellie Catanach and Miami's Carico were recognized as third-team All-America selections by the American Volleyball Coaches Association. Eleven additional ACC student-athletes garnered Honorable Mention accolades in addition to All-East Region honors.

Jolene Nagel, in her 12th year as head coach at Duke University, was honored by the AVCA as the East Region Coach of the Year, the third such recognition of her career. Virginia's McKenzie

Adams was named East Region Freshman of the Year.

The 2010-11 season was one of the best in the history of the ACC when the teams combined to finish with a record of 108-39 in out-of-conference play, the best such conference mark in 32 years. The conference has sent a league-record five teams to the NCAA Volleyball Championship for two straight years and has had a representative reach the regional final in both years as well, with Florida State advancing to the Round of 8 in 2009 and Duke repeating the feat in 2010.

The ACC again proved to be the nation's premier athletic conference both academically and athletically.

2010-11 In Review

The 2010-11 academic year concluded with the league pocketing two more national team titles and 18 individual NCAA crowns. In all, the ACC has now won 45 national team titles since the beginning of 2000, and won two or more NCAA titles in 29 of the past 31 years.

The ACC's 2010-11 national champions were Maryland in field hockey and Virginia in men's lacrosse. Overall, 132 ACC teams placed in NCAA championships during the past season. Nine teams competed in football bowl championships, with four teams claiming victories - Florida State (Chick-fil-A Bowl), Maryland (Military/Northrop-Grumman Bowl), North Carolina (Franklin American Mortgage MCB Bowl) and NC State (Champs Sports Bowl).

The ACC placed at least one team in the final top 10 nationally in 19 of the 25 sponsored sports for which polls were available. In all, 40 ACC teams finished their season with a top 10 ranking, including two at the No. 1 spot.

For the 2010-11 campaign, seven of the 12 ACC schools finished in the top 50 of the NACDA Director's Cup, which is awarded annually by the National Association of Collegiate Directors of Athletics (NACDA) and honors the top institution maintaining

a broad-based athletic program and achieves success in many sports.

A total of 306 ACC student-athletes earned first-, second-, or third-team All-America honors this past year. In addition, the ACC produced three national Players of the Year, four national Freshmen of the Year, and four national Coach of the Year honorees.

2010-11 National Championships

Field Hockey - Maryland
Men's Lacrosse - Virginia

The Championships

The conference will conduct championship competition in 25 sports during the 2011-12 academic year - 12 for men and 13 for women.

The first ACC championship was held in swimming on February 25, 1954. The conference did not conduct championships in cross country, wrestling or tennis during the first year.

The 12 sports for men include football, cross country, soccer, basketball, swimming, indoor and outdoor track, wrestling, baseball, tennis, golf and lacrosse. Fencing, which was started in 1971, was discontinued in 1981.

Women's sports were initiated in 1977 with the first championship meet being held in tennis at Wake Forest University.

Championships for women are currently conducted in cross country, field hockey, soccer, basketball, swimming, indoor and outdoor track, tennis, golf, lacrosse, softball and rowing, while volleyball determines its champion in regular season play.

The History

The Atlantic Coast Conference was founded on May 8, 1953, at the Sedgefield Inn near Greensboro, N.C., with seven charter members - Clemson, Duke, Maryland, North Carolina, North Carolina State, South Carolina and Wake Forest - drawing up the conference by-laws.

The withdrawal of seven schools

from the Southern Conference came early on the morning of May 8, 1953, during the Southern Conference's annual spring meeting. On June 14, 1953, the seven members met in Raleigh, N.C., where a set of bylaws was adopted and the name became officially the Atlantic Coast Conference.

Suggestions from fans for the name of the new conference appeared in the region's newspapers prior to the meeting in Raleigh. Some of the names suggested were: Dixie, Mid South, Mid Atlantic, East Coast, Seaboard, Colonial, Tobacco, Blue-Gray, Piedmont, Southern Seven and the Shoreline.

Duke's Eddie Cameron recommended that the name of the conference be the Atlantic Coast Conference, and the motion was passed unanimously. The meeting concluded with each member institution assessed \$200.00 to pay for conference expenses.

On December 4, 1953, conference officials met again at Sedgefield and officially admitted the University of Virginia as the league's eighth member. The first, and only, withdrawal of a school from the ACC came on June 30, 1971, when the University of South Carolina tendered its resignation.

The ACC operated with seven members until April 3, 1978, when the Georgia Institute of Technology was admitted. The Atlanta school had withdrawn from the Southeastern Conference in January of 1964.

The ACC expanded to nine members on July 1, 1991, with the addition of Florida State University.

The conference expanded to 11 members on July 1, 2004, with the addition of the University of Miami and Virginia Polytechnic Institute and State University. On October 17, 2003, Boston College accepted an invitation to become the league's 12th member starting July 1, 2005.

Postseason History

NCAA Tournament

1994 (NCAA Second Round)
Georgia Tech def. George Mason 3-1
No. 3 UCLA def. Georgia Tech 3-0
Overall Results: 1-1

1995 (NCAA Second Round)
Georgia Tech def. Siena 3-0
No. 12 Penn State def. Georgia Tech ... 3-0
Overall Results: 1-1

1996 (NCAA Second Round)
Georgia Tech def. Coastal Carolina 3-0
No. 7 Penn State def. Georgia Tech 3-0
Overall Results: 1-1

2000 (NCAA First Round)
Colorado def. Georgia Tech 3-1
Overall Results: 0-1

2001 (NCAA First Round)
Louisville def. Georgia Tech 3-2
Overall Results: 0-1

2002 (NCAA Second Round)
Georgia Tech def. Florida A&M 3-0
No. 10 Minnesota def. Georgia Tech 3-1
Overall Results: 1-1

2003 (NCAA Elite Eight)
Georgia Tech def. Alabama A&M 3-0
Georgia Tech def. Florida A&M 3-0
Georgia Tech def. No. 8 California 3-1
No. 2 Hawai'i def. Georgia Tech 3-1
Overall Results: 3-1

2004 (NCAA Sweet 16)
Georgia Tech def. Georgia 3-0
Georgia Tech def. No. 16 UC Santa Barbara... 3-0
No. 4 Minnesota def. Georgia Tech 3-2
Overall Results: 2-1

2009 (NCAA First Round)
Baylor def. Georgia Tech 3-0
Overall Results: 0-1


Georgia Tech NCAA Tournament Record:
9-9



The Jackets' last NCAA Tournament match was a five-game thriller in front of a packed house at Minnesota (above). Tech tied the match at 2-2 with a 48-46 victory in the fourth game before falling in game five. The 94 total points scored in the fourth game set a new NCAA record.

Alexandra Preiss (top right) celebrates the Yellow Jackets' 3-0 victory over Florida A&M in the first round of the 2002 NCAA Tournament.

Jayme Gergen (right) celebrates the Yellow Jackets' 3-0 win over Florida A&M in the 2003 NCAA Tournament, which sent Tech to the NCAA Sweet 16 - and Hawai'i - for the first time in history.



ACC Tournament

1983
NC State def. Georgia Tech 3-0
Overall Results: 0-1

1984
Duke def. Georgia Tech 3-0
Overall Results: 0-1

1985
Duke def. Georgia Tech 3-0
Overall Results: 0-1

1986
North Carolina def. Georgia Tech 3-0
Overall Results: 0-1

1987
North Carolina def. Georgia Tech 3-0
Overall Results: 0-1

1988
North Carolina def. Georgia Tech 3-0
Overall Results: 0-1

1989
Duke def. Georgia Tech 3-0
Overall Results: 0-1

1990
Duke def. Georgia Tech 3-0
Overall Results: 0-1

1991
Georgia Tech def. NC State 3-2
Duke def. Georgia Tech 3-0
Overall Results: 1-1

1992
North Carolina def. Georgia Tech ... 3-1
Overall Results: 0-1

1993
Maryland def. Georgia Tech 3-2
Overall Results: 0-1

1994
Georgia Tech def. NC State 3-0
Clemson def. Georgia Tech 3-0
Overall Results: 1-1

1995 (ACC Champions)
Georgia Tech def. Virginia 3-0
Georgia Tech def. North Carolina ... 3-0
Georgia Tech def. Maryland 3-0
Overall Results: 3-0

1996
Duke def. Georgia Tech 3-0
Overall Results: 0-1

1997
Georgia Tech def. North Carolina ... 3-2
Georgia Tech def. Florida State 3-1
Clemson def. Georgia Tech 3-1
Overall Results: 2-1

1998
Clemson def. Georgia Tech 3-2
Overall Results: 0-1

1999
Wake Forest def. Georgia Tech 3-0
Overall Results: 0-1

2000
Georgia Tech def. NC State 3-0
Duke def. Georgia Tech 3-2
Overall Results: 1-1

2001
Maryland def. Georgia Tech 3-2
Overall Results: 0-1

2002 (ACC Champions)
Georgia Tech def. Wake Forest 3-0
Georgia Tech def. Duke 3-1
Georgia Tech def. Florida State 3-1
Overall Results: 3-0

2003
Georgia Tech def. Florida State 3-1
Georgia Tech def. Virginia 3-0
Maryland def. Georgia Tech 3-1
Overall Results: 2-1

2004
Clemson def. Georgia Tech 3-1
Overall Results: 0-1

– Coaches voted to discontinue the ACC Tournament following the 2004 season –

Georgia Tech ACC Tournament Record: 13-20



Lynnette Moster, Jayme Gergen and Lindsey Laband helped the Yellow Jackets punch their ticket to the 2004 NCAA Tournament with a 16-0 regular season record in the ACC.

All-Americans

NATIONAL HONORS

AVCA All-America

Kele Eveland, S	(1st) 2003
Jayme Gergen, MH	(HM) 2004
Talisa Kellogg, OH	(HM) 2007
	(HM) 2008
Lindsey Laband, S	(HM) 2004
	(HM) 2005
Monique Mead, RS	(HM) 2009
	(HM) 2010
Callie Miller, MH	(HM) 2008
Lynnette Muster, OH	(2nd) 2002
	(3rd) 2003
	(3rd) 2004
Alexandra Preiss, MH	(HM) 2003
Lauren Sauer, OH	(HM) 2003
Ulrike Stegemann, RS	(HM) 2006
	(HM) 2007
Mary Ashley Tippins	(HM) 2009
	(HM) 2010

CSTV All-America

Kele Eveland	2003
--------------	------

AVCA Player of the Week

Kerry Annel	Oct. 13, 1995
Kele Eveland	Sep. 15, 2003
Rochelle Komula	Sep. 7, 1996
Lynnette Muster	Sep. 16, 2002
Cris Omiecinski	Nov. 8, 1993

REGION HONORS

AVCA All-District III

Kerry Annel	(2nd) 1994
	(1st) 1995
Kyleen Bell	(1st) 2000
Kele Eveland	(1st) 2000
	(1st) 2002
	(1st) 2003
	(1st) 1997
Carla Gartner	(2nd) 1998
Jayme Gergen	(1st) 2004
Bailey Hunter	(HM) 2010
Talisa Kellogg	(1st) 2007
	(1st), 2008
Rochelle Komula	(1st) 1996
	(1st) 1997
Lindsey Laband	(1st) 2004
	(HM) 2005
Monique Mead	(1st) 2010
Callie Miller	(1st) 2008
Lynnette Muster	(1st) 2002
	(1st) 2003
	(1st) 2004
Andrea Nachtrieb	(1st) 1995
	(1st) 1996
Danielle Olein	(1st) 1997
Maja Pachale	(2nd) 1999
	(1st) 2001
Alexandra Preiss	(1st) 2002
	(1st) 2003
Lauren Sauer	(HM) 2003
Ulrike Stegemann	(1st) 2006
	(1st) 2007
Mary Ashley Tippins	(1st) 2009
	(1st) 2010

AVCA District III Rookie of the Year

Kele Eveland	2000
--------------	------

AVCA Region Coach of the Year

Shelton Collier	(South) 1991
Bond Shymansky	(East) 2004

Tachikara Region Coach of the Year

Shelton Collier	(Southeast) 1995
-----------------	------------------



Kele Eveland
2003 - First Team



Jayme Gergen
2004 - Honorable Mention



Talisa Kellogg
2007, 2008 - Honorable Mention




Lindsey Laband
2004, 2005 - Honorable Mention



Monique Mead
2009, 2010 - Honorable Mention



Callie Miller
2008 - Honorable Mention



Lynnette Muster
2002 - Second Team
2003, 2004 - Third Team



Alexandra Preiss
2003 - Honorable Mention



Lauren Sauer
2003 - Honorable Mention



Ulrike Stegemann
2006, 2007 - Honorable Mention



Mary Ashley Tippins
2009, 2010 - Honorable Mention

ACColades

ACC Player of the Year

Kerry Annel.....	1995
Kele Eveland.....	2003
Lynnette Moster.....	2004
Maja Pachale	2001

Kerry Annel
1995 Player of the Year
1994, 1995 - 1st Team
1992 - All-Freshman

Marisa Aston
2003, 2004 - 2nd Team

Kyleen Bell
2000 - 1st Team
2001 - 2nd Team
1998 - All-Freshman

Aimee Boulet
1998 - 1st Team

Kele Eveland
2003 Player of the Year
2000 Rookie of the Year
2003 - 1st Team
2001, 2002 - 2nd Team
2000 - All-Freshman

Carla Gartner
1998 - 1st Team
1996, 1997 - 2nd Team
1995 - all-Freshman

ACC Rookie of the Year

Kele Eveland.....	2000
Lauren Sauer.....	2001
Monique Mead	2009



Jayme Gergen
2004 - 1st Team



Lindsey Gray
2006 - 2nd Team



Talisa Kellogg
2007, 2008 - 1st Team
2005 - All-Freshman



Lisa Kofskey
1988 - 2nd Team



Rochelle Komula
1996, 1997 - 1st Team
1995 - 2nd Team
1994 - All-Freshman



Lindsey Laband
2004, 2005 - 2nd Team

ACC Coach of the Year

Shelton Collier.....	1995
Bond Shymansky	2004

All-Atlantic Coast Conference

1988	Lisa Kofskey	2nd
1991	Jennifer Wagner	2nd
1992	Cris Omiecinski	2nd
	Angie Propp	2nd
1993	Cris Omiecinski	1st
	Andrea Nachtrieb	2nd
1994	Kerry Annel	1st
	Andrea Nachtrieb	2nd
	Cris Omiecinski	2nd
1995	Kerry Annel	1st
	Andrea Nachtrieb	1st
	Rochelle Komula	2nd
	Cris Omiecinski	2nd
1996	Rochelle Komula	1st
	Andrea Nachtrieb	1st
	Carla Gartner	2nd
1997	Rochelle Komula	1st
	Carla Gartner	2nd
	Danielle Olein	2nd
1998	Aimee Boulet	1st
	Carla Gartner	1st
1999	Maja Pachale	1st
2000	Kyleen Bell	1st
	Maja Pachale	1st
	Eida Mabry	2nd
2001	Maja Pachale	1st
	Kyleen Bell	2nd
	Kele Eveland	2nd
	Lynnette Moster	2nd
2002	Lynnette Moster	1st
	Kele Eveland	2nd
	Alexandra Preiss	2nd
2003	Kele Eveland	1st
	Lynnette Moster	1st
	Alexandra Preiss	1st
	Marisa Aston	2nd
	Lauren Sauer	2nd
2004	Jayme Gergen	1st
	Lynnette Moster	1st
	Marisa Aston	2nd
	Lindsey Laband	2nd
	Lauren Sauer	2nd
2005	Lindsey Laband	2nd
	Ulrike Stegemann	2nd
2006	Ulrike Stegemann	1st
	Lindsey Gray	2nd
2007	Talisa Kellogg	1st
	Ulrike Stegemann	2nd
2008	Talisa Kellogg	1st
	Callie Miller	1st
2009	Chrissy DeMichelis	1st
	Monique Mead	1st
	Mary Ashley Tippins	1st

2010	Bailey Hunter	1st
	Monique Mead	1st
	Mary Ashley Tippins	1st

ACC All-Freshman

Kerry Annel	1992
Kyleen Bell	1998
Kele Eveland	2000
Carla Gartner	1995
Talisa Kellogg	2005
Rochelle Komula	1994
Sara McKee	1996
Monique Mead	2009
Callie Miller	2005
Blair Moon	2002
Lynnette Moster	2001
Andrea Nachtrieb	1993
Cris Omiecinski	1992
Jennifer Orr	1993
Maja Pachale	1998
Jennifer Percy	2010
Angie Propp	1992
Lauren Sauer	2001
Ulrike Stegemann	2004

ACC All-Tournament

Kerry Annel	1994
	1995
Marisa Aston	2003
Carolyn Clevenger	1997
Kele Eveland	2002
Rochelle Komula	1996
	1997
Lynnette Moster (MVP)	2002
Andrea Nachtrieb (MVP)	1995
	1996
Cris Omiecinski	1995
Alexandra Preiss	2002
Lauren Sauer	2003
Teryl Townsend	2000

ACC Tournament

Champions
1995 • 2002

ACC Regular Season

Champions
1994 • 1995 • 2000 •
2003 • 2004



Eida Mabry
2000 - 2nd Team



Sara McKee
1996 - All-Freshman




Callie Miller
2008 - 1st Team
2005 - All-Freshman



Blair Moon
2002 - All-Freshman



Lynnette Moster
2004 Player of the Year
2002-03-04 - 1st Team
2001 - 2nd Team
2001 - all-Freshman



Andrea Nachtrieb
1995, 1996 - 1st Team
1993, 1994 - 2nd Team
1993 - All-Freshman



Danielle Olein
1997 - 2nd Team




Cris Omiecinski
1993 - 1st Team
1992-94-95 - 2nd Team
1992 - All-Freshman



Jennifer Orr
1993 - All-Freshman



Maja Pachale
2001 Player of the Year
1999-2000-01 - 1st Team
1998 - All-Freshman



Alexandra Preiss
2003 - 1st Team
2002 - 2nd Team



Angie Propp
1992 - 2nd Team
1992 - All-Freshman



Lauren Sauer
2001 Rookie of the Year
2003, 2004 - 2nd Team
2001 - All-Freshman



Ulrike Stegemann
2006 - 1st Team
2005, 2007 - 2nd Team
2004 - All-Freshman



Jennifer Wagner
1991 - 2nd Team

Academic Honors

ESPN The Magazine

Academic All-America

(as selected by CoSIDA; formerly GTE/CoSIDA Academic All-America)

Kyleen Bell	2000, 2001
Carolyn Clevenger	1998, 1999
Kele Eveland	(3rd) 2003

ESPN The Magazine

Academic All-District

(as selected by CoSIDA; formerly GTE/CoSIDA Academic All-America)

Lynnette Anderson	(2nd) 1997
Kyleen Bell	(2nd) 1999
	(1st) 2000
	(1st) 2001
Carolyn Clevenger	(1st) 1997
	(1st) 1998
	(1st) 1999
Kele Eveland	(2nd) 2002
	(1st) 2003
Jayme Gergen	(2nd) 2004
Allie Niekamp	(2nd) 2008
Cris Omiecinski	(1st) 1995
Lauren Sauer	(1st) 2003
	(2nd) 2004
Ulrike Stegemann	(3rd) 2005
	(2nd) 2007

Weaver-James-Corrigan

Postgraduate Scholarship

Kyleen Bell	1992
Carolyn Clevenger	2000
Kele Eveland	2004

ACC Honor Roll

The ACC annually recognizes the student-athletes who achieve a grade point average of 3.0 or higher for the academic year.

1984	Heidi Grunwald
1985	Robin Swats
1986	Lisa Kofskey
1987	Margaret Gales, Laura Rullman
1988	Margaret Gales, Elaine Griffith
1989	Jennifer Beemsterboer
1990	Jennifer Beemsterboer
1991	Jaime Keating, Jennifer Wagner
1992	Haley Dorminy, Melissa Jenkins, Jaime Keating, Jennifer Matullo, Jennifer Wagner
1993	Marta Bickert, Jennifer Matullo, Cris Omiecinski, Jennifer Orr, Jennifer Wagner
1994	Lynnette Anderson, Marta Bickert, Cris Omiecinski, Jennifer Orr, Jennifer Wagner
1995	Lynnette Anderson, Kerry Annel, Jennifer Matullo, Cris Omiecinski, Jennifer Orr
1996	Lynnette Anderson, Heather Bradley, Carolyn Clevenger, Amanda Medrow, Sara McKee, Andrea Nachtrieb, Danielle Olein, Jennifer Orr, Amanda Sabo
1997	Heather Bradley, Carolyn Clevenger
1998	Kyleen Bell, Heather Bradley, Carolyn Clevenger, Maja Pachale
1999	Courtney Adler, Kyleen Bell, Maja Pachale
2000	Courtney Adler, Geeska Banck, Kyleen Bell, Jessica Dickerson, Kele Eveland, Amanda Hess, Maja Pachale
2001	Kyleen Bell, Kele Eveland, Jayme Gergen, Amanda Hess, Dori Pap, Lauren Sauer, Keight Vincent
2002	Kele Eveland, Jayme Gergen, Lindsey Laband, Nicole Pierce, Lauren Sauer, Keight Vincent
2003	Kele Eveland, Jayme Gergen, Katie Mohs, Lauren Sauer
2004	Jacqui Beebe, Jayme Gergen, Lindsey Laband, Katie Mohs, Lauren Sauer, Ulrike Stegemann
2005	Nikki Kaminskas, Lindsey Laband, Callie Miller, Katie Mohs, Allie Niekamp, Jennifer Randall, Stephanie Robbins, Abby Showers, Ulrike Stegemann
2006	Erin Birmingham, Chrissy DeMichelis, Laura DeMichelis, Nikki Kaminskas, Allie Niekamp, Stephanie Robbins, Abby Showers, Ulrike Stegemann
2007	Erin Birmingham, Laura DeMichelis, Nikki Kaminskas, Allie Niekamp, Stephanie Robbins, Brittany Roderick, Ulrike Stegemann
2008	Alison Campbell, Michelle Kandell, Jordan McCullers, Allie Niekamp, Stephanie Robbins, Brittany Roderick, Asia Stawicka
2009	Allison Campbell, Susan Carlson, Chrissy DeMichelis, Bailey Hunter, Nicki Meyer, Brittany Roderick, Asia Stawicka
2010	Alison Campbell, Susan Carlson, Kaleigh Colson, Annie Czarnecki, Ivona Kolak, Jordan McCullers, Monique Mead, Nicki Meyer, Asia Stawicka

All-ACC Academic Volleyball Team

Beginning in 2005, the ACC started recognizing student-athletes that excelled both on the court and in the classroom (achieving a 3.0 grade point average or higher for the academic year as well as during her entire academic career.

2005	Lindsey Laband, Ulrike Stegemann
2006	Allie Niekamp, Abby Showers, Ulrike Stegemann
2007	Nikki Kaminskas, Allie Niekamp, Ulrike Stegemann
2008	Allie Niekamp, Asia Stawicka
2009	Jordan McCullers, Brittany Roderick, Asia Stawicka
2010	Jordan McCullers, Jennifer Percy, Asia Stawicka

Miscellaneous

Georgia Collegiate Coach of the Year

Shelton Collier.....	1995
----------------------	------

NIVC All-Tournament Team

Kerry Annel.....	1993
------------------	------

Peach of an Athlete

Jennifer Orr.....	1997
Carolyn Clevenger.....	2000

Total Person Award

Considered Georgia Tech Athletics' highest honor; presented annually to the Institute's male and female senior student-athletes who best exemplify excellence in academics, athletics, leadership and service.

Jennifer Wagner.....	1995
Kerry Annel.....	1996
Carolyn Clevenger.....	2000
Kyleen Bell.....	2002
Kele Eveland.....	2004
Jayme Gergen.....	2005
Allie Niekamp.....	2009

Bobby Dodd Scholarship

Presented annually to the Institute's top returning male and female student-athletes.

Cris Omiecinski.....	1995
Jennifer Orr.....	1996
Carolyn Clevenger.....	1999
Ulrike Stegemann.....	2007

L.W. Chip Roberts Award

Presented annually to one graduating male and one graduating female student-athlete who is considered the top student-athlete academically, athletically, and in campus life.

Jordan McCullers.....	2011
-----------------------	------


GEORGIA TECH ATHLETICS HALL OF FAME



Kerry Annel
Played 1992-95 • Inducted 2005



Cris Omiecinski
Played 1992-95 • Inducted 2006



Andrea Nachtrieb
Played 1993-96 • Inducted 2008

Yellow Jackets and Team USA



Lynnette Moster shows off her USA gear in front of the Olympic Rings



Monique Mead (Second Row, third from left) poses with the other members of the US National Training Team.



As a member of the US Junior National Team Kyleen Bell (5) traveled to Edmonton, Canada, to compete in the 1999 World Volleyball Championships.



Current Yellow Jacket Monique Mead played with the US National Training Team after her sophomore campaign.

Olympic Yellow Jackets

Year	Player/Coach	Squad	Events (Medal)
1999	Kyleen Bell	US Junior National Team	World Volleyball Championships
2002	Laura DeMichelis	US Youth National Team	NORCECA Championships (1st Place)
	Lindsey Gray	US Junior National A2 Training Team	
2003	Laura DeMichelis	US Youth National Team	NORCECA Championships (3rd Place)
	Callie Miller	US Junior National A2 Training Team	
2004	Allie Niekamp	US Junior National A2 Training Team	
	Kele Eveland	US National Training Team	
	Michelle Kandell	US Junior National Training Team	
	Talisa Kellogg	US Junior National A2 Training Team	
	Callie Miller	US Junior National A2 Training Team	
	Allie Niekamp	US Junior National A2 Training Team	
2005	Ben Bodipo-Memba	US National Team (W. Asst. Coach)	Pan American Cup (4th Place)
	Lynnette Moster	US National Training Team	
2006	Lynnette Moster	US National Training Team	
2008	Talisa Kellogg	US National Senior A2	US Open Championships (Bronze)
	Ben Bodipo-Memba	US National Senior A2 (W. Asst. Coach)	US Open Championships (Gold)
2010-11	Monique Mead	US National Training Team	




Talisa Kellogg, a senior in 2008, was a part of the US National A2 Team that earned the bronze medal at the 2008 US Women's Open Championships, while former associate head coach Ben Bodipo-Memba served as an assistant coach of the US National A2 Team that captured gold.

All-Time Letterwinners

A

Abery, Sheila	1984-85-87
Adler, Courtney.....	1999-00
Anderson, Lynnette	1994-95-96-97
Annel, Kerry	1992-93-94-95
Armstrong, Luann.....	1986
Aston, Marisa	2001-02-03-04



Aimee Boulet

B

Banck, Geeske	2000
Beebe, Jacqui	2003-04
Beemsterboer, Jennifer	1987-88-89-90
Bell, Kyleen	1998-99-00-01
Bickert, Marta	1993-94
Birmingham, Erin.....	2006-07
Boulet, Aimee.....	1995-96-97-98
Bradley, Heather	1996-97-98
Brown, Mandy	1983-84
Bruton, Bridget.....	1994

C

Campbell, Alison.....	2008-09-10
Carlson, Susan	2009-10
Carter, Mia	1987
Castillo, Jennifer.....	1991-92
Clevenger, Carolyn.....	1996-97-98-99
Colson, Kaileigh	2010
Coman, Angee.....	1987-88-89-90
Czarnecki, Annie.....	2009-10

D

DeMichelis, Chrissy	2006-07-08
DeMichelis, Laura.....	2005-07
Dickerson, Jessica	2000-01
Dorminy, Haley	1991-92
Drummond, Michelle	1990-91
Duncan, Rachelle	1981-82

E

Evans, Quinn.....	2010
Eveland, Kele.....	2000-01-02-03

F

Felling, Cindy	1981-82
Fitts, Susan	1981-82

G

Gales, Margaret	1986-87-88-89
Gartner, Carla	1995-96-97-98
Gergen, Jayme	2001-02-03-04
Gergesha, Carol	1986
Gillespie, Jennifer	1988-89
Golson, Katie	1999
Gray, Lindsey	2004-05-06-07
Griffith, Elaine	1985-86-87-88
Grubka, Laura	1998-99
Grunwald, Heidi.....	1984

H


Haught, Emily.....	1989
Henson, Linda	1981
Hess, Amanda	2000-01
Hinesley, Kristine	1991-92-93
Holder, Sherri	1984
Hood, Michelle	1984
Hunter, Bailey	2008-09-10

J

Jenkins, Melissa.....	1990-91-92-93
-----------------------	---------------

K

Kaminskas, Nikki.....	2004-05-06-07
Kandell, Michelle	2005-06-07-08
Kearns, Lee Ann.....	1981-82-83



Nikki Kaminskas

Keating, Jaime	1990-91-92
Kellogg, Talisa	2005-06-07-08
Kissman, Jordan	2009
Kofskey, Lisa	1986-87-88-89
Kolak, Ivona	2010
Komula, Rochelle	1994-95-96-97
Kray, Lisa	1981-82
Kuhn, Laura	2001-02-03-04

L

Laband, Lindsey.....	2002-03-04-05
Lindsay, Laura	1982

M

Mabry, Eida	2000
Malins, Wendy.....	1988-89-90-91
Martin, Kim.....	1982-83-84-85
McCullers, Jordan	2007-08-09-10
McKee, Sara	1996-97-98-99

Mead, Monique	2009-10
Medrow, Amanda	1996-97-98-99
Mesquita, Tina.....	2001
Meyer, Nicki	2009-10
Miller, Callie	2005-06-07-08
Miller, Merran	1997-98
Mills, Melinda	1982
Matullo, Jennifer.....	1992-93-94-95
Mohs, Katie.....	2003-04-05
Moon, Blair	2002
Moore, Karla	1991-92
Moran, Alexis.....	1998-99
Moster, Lynnette	2001-02-03-04

N

Nachtrieb, Andrea	1993-94-95-96
Nedderman, Anna	1998-99
Niekamp, Allie.....	2005-06-07-08



Allie Niekamp

O


Olein, Danielle.....	1994-95-96-97
Olzowka, Donna	1984
Omiecinski, Cris	1992-93-94-95
Organ, Erica	1990-91-92-93
Orr, Jennifer	1993-94-95-96

P

Pachale, Maja	1998-99-00-01
Pap, Dori	2000-01
Percy, Jennifer.....	2010
Perrou, Beth	1992-93
Peters, Linda	1988-89-90
Pierce, Nicole	2002-03
Preiss, Alexandra	2000-01-02-03
Prida, Liana	1995
Propp, Angie.....	1992-93-94

R

Randall, Jennifer.....	2002-03-04-05
Robbins, Stephanie	2005-06-07-08
Roderick, Brittany.....	2006-07-08-09
Rullman, Laura	1985-86-87-88



Christine Shelby

S

Sabo, Amanda	1996-97-98
Sartor, Sandra	1984-85-86-87
Sauer, Lauren	2001-02-03-04
Schmid, Sharon	1981-82-83
Schorn, Dena.....	1996-97
Scott, Sara	1985
Shelby, Christine	1997-98-99-00
Shelton, Shannon	1987-88-89-90
Showers, Abby.....	2003-04-05-06
Shuchart, Sylvia	1981-82-83-84
Smith, Carol.....	1981-82
Smith, Jennifer	1991
Smith, Jessica	1986-87-88-89
Smith, Shellee	1989-90-91
Stawicka, Asia.....	2008-09-10
Stegemann, Ulrike.....	2004-05-06-07
Swats, Robin.....	1985-86-88-89

T

Tebelak, Jennifer.....	1991-92-93-94
Tippins, Mary Ashley	2007-08-09-10
Townsend, Teryl.....	1996-98-99-00
Tucci, Hannah.....	2009

V

Vincent, Keight.....	2000-01-02-03
----------------------	---------------


W

Wagner, Jennifer.....	1991-92-93-94
Watson, Lori	1981
Weston, Jaime	1990
Williams, Bessie	1982-83
Woodson, Alexis.....	2010
Woodson, Mariah.....	2010
Wycoff, Wynne	1985-86-87


Z

Zerbi, Mariangeli.....	1982-83
------------------------	---------


Career Records



Lynnette Moster (left) and Maja Pachale (right) hold the top two marks in Tech history in kills and kills per game. Moster is the Yellow Jackets' career kills leader, and Pachale owns the career record for kills per game.



Kerry Annel posted 560 total blocks from 1992-95, a mark that still stands atop the Tech career list today.



Kele Eveland holds the record for career assists at Georgia Tech. She was also the second All-American in school history and the only Tech player to be named to the AVCA All-America first team.

Kill	Years	No.
1. Lynnette Moster	2001-04	1,859
2. Maja Pachale	1998-01	1,836
3. Cris Omiecinski	1992-95	1,749
4. Talisa Kellogg	2005-08	1,736
5. Lauren Sauer	2001-04	1,706
6. Kerry Annel	1992-95	1,603
7. Wendy Malins	1988-91	1,464
8. Carla Gartner	1995-98	1,455
9. Rochelle Komula	1994-97	1,453
10. Kyleen Bell	1998-01	1,398

Kills Per Game	Years	Avg.
1. Maja Pachale	1998-01	4.21
2. Lynnette Moster	2001-04	4.02
3. Cris Omiecinski	1992-95	3.86
4. Talisa Kellogg	2005-08	3.82
5. Monique Mead	2009-Pres.	3.69
6. Lauren Sauer	2001-04	3.60
7. Kerry Annel	1992-95	3.42
8. Rochelle Komula	1994-97	3.18
9. Laura DeMichelis	2005-07	3.12
10. Chrissy DeMichelis	2006-09	3.12

Solo Blocks	Years	No.
1. Lisa Kofskey	1986-89	102
2. Lauren Sauer	2001-04	99
3. Kerry Annel	1992-95	96
4. Laura Rullman	1985-88	77
5. Angee Coman	1987-90	72
6. Talisa Kellogg	2005-08	66
7. Kyleen Bell	1998-01	64
8. Wendy Malins	1988-91	60
9. Rochelle Komula	1994-97	60
10. Erica Organ	1990-93	55

Assists Per Game	Years	Avg.
1. Kele Eveland	2000-03	13.38
2. Andrea Nachtrieb	1993-96	13.04
3. Lindsey Laband	2002-05	12.93
4. Allie Niekamp	2005-08	11.23
5. Jennifer Castillo	1991-92	10.59
6. Mary Ashley Tippins	2007-10	10.48
7. Courtney Adler	1999-00	8.43
8. Amanda Sabo	1996-98	8.12
9. Carolyn Clevenger	1996-99	7.75
10. Margaret Gales	1986-89	7.18


Hitting Percentage	Years	Pct.
1. Alexandra Preiss	2000-03	.364
2. Jayme Gergen	2001-04	.353
3. Kerry Annel	1992-95	.348
4. Asia Stawicka	2008-Pres.	.345
5. Angie Propp	1992-94	.319
6. Callie Miller	2005-08	.314
7. Lynnette Moster	2001-04	.308
8. Rochelle Komula	1994-97	.301
9. Danielle Olein	1994-97	.296
Marta Bickert	1993-94	.291

Total Blocks	Years	No.
1. Kerry Annel	1992-95	560
2. Rochelle Komula	1994-97	531
3. Carla Gartner	1995-98	496
4. Kyleen Bell	1998-01	494
5. Jayme Gergen	2001-04	473
6. Alexandra Preiss	2000-03	441
7. Callie Miller	2005-08	430
8. Lauren Sauer	2001-04	368
9. Nikki Kaminskas	2004-07	362
10. Asia Stawicka	2008-Pres.	334

Block Assists	Years	No.
1. Rochelle Komula	1994-97	471
2. Kerry Annel	1992-95	464
3. Carla Gartner	1995-98	463
4. Kyleen Bell	1998-01	430
5. Jayme Gergen	2001-04	426
6. Alexandra Preiss	2000-03	399
7. Callie Miller	2005-08	384
8. Nikki Kaminskas	2004-07	328
9. Asia Stawicka	2008-Pres.	303
10. Lauren Sauer	2001-04	269

Service Aces	Years	No.
1. Jennifer Wagner	1991-94	250
2. Wendy Malins	1988-91	233
3. Lynnette Moster	2001-04	193
4. Cris Omiecinski	1992-95	190
5. Margaret Gales	1986-89	143
6. Lindsey Gray	2004-07	132
7. Amanda Medrow	1996-99	131
8. Jennifer Beemsterboer	1987-90	128
9. Erica Organ	1990-93	127
10. Rochelle Komula	1994-97	121

Digs	Years	No.
1. Jennifer Beemsterboer	1987-90	1,594
2. Marisa Aston	2001-04	1,583
3. Michelle Kandell	2005-08	1,514
4. Jordan McCullers	2007-10	1,460
5. Lynnette Moster	2001-04	1,456
6. Wendy Malins	1988-91	1,453
7. Jennifer Wagner	1991-94	1,396
8. Jennifer Randall	2002-05	1,392
9. Cris Omiecinski	1992-95	1,330
10. Margaret Gales	1986-89	1,278



Jennifer Beemsterboer notched a school record 1,594 digs from 1987-90 and her career mark of 3.33 digs per game stands second in the Tech annals.

Digs Per Game	Years	Avg.
1. Marisa Aston	2001-04	3.41
2. Michelle Kandell	2005-08	3.38
3. Jennifer Beemsterboer	1987-90	3.33
4. Lynnette Moster	2001-04	3.15
Jordan McCullers	2009-10	3.15
6. Wendy Malins	1988-91	3.07
7. Cris Omiecinski	1992-95	2.94
8. Jennifer Wagner	1991-94	2.88
9. Abby Showers	2003-06	2.86
10. Amanda Hess	2000-01	2.78

Blocks Per Game	Years	Avg.
1. Anna Nedderman	1998-99	1.39
2. Dena Schorn	1996-97	1.28
3. Kerry Annel	1992-95	1.19
4. Jayme Gergen	2001-04	1.18
5. Rochelle Komula	1994-97	1.15
6. Alexandra Preiss	2000-03	1.10
7. Kyleen Bell	1998-01	1.09
Asia Stawicka	2008-Pres.	1.09
9. Nikki Kaminskas	2004-07	1.07
10. Carla Gartner	1995-98	1.01

Service Aces Per Game	Years	Avg.
1. Jennifer Wagner	1991-94	0.52
2. Cris Omiecinski	1992-95	0.42
Lynnette Moster	2001-04	0.42
4. Allie Niekamp	2005-08	0.36
5. Lindsey Gray	2004-07	0.33
Amanda Medrow	1996-99	0.33
7. Wendy Malins	1988-91	0.31
Erica Organ	1990-93	0.31
9. Marta Bickert	1993-94	0.29
10. Jennifer Beemsterboer	1987-90	0.27
Lynnette Anderson	1994-97	0.27

Assists	Years	No.
1. Kele Eveland	2000-03	6,464
2. Andrea Nachtrieb	1993-96	6,102
3. Mary Ashley Tippins	2007-10	3,646
4. Allie Niekamp	2005-08	3,560
5. Margaret Gales	1986-89	3,432
6. Lindsey Laband	2002-05	3,130
7. Carolyn Clevenger	1996-99	2,804
8. Jennifer Castillo	1991-92	2,672
9. Amanda Sabo	1996-98	1,096
10. Courtney Adler	1999-00	970

Single Match & Miscellaneous Records

Kills			
Player	Opponent	Date	No.
Maja Pachale	NC State	10/08/99	38
Kerry Annel	NC State	10/28/95	36
Kerry Annel	Duke	11/03/93	35
Talisa Kellogg	Virginia	10/22/05	35
Maja Pachale	Arkansas	10/14/01	34
Cris Omiecinski	Auburn	9/14/95	34

Attempts			
Player	Opponent	Date	No.
Cris Omiecinski	Auburn	8/19/95	90
Maja Pachale	Wake Forest	10/20/00	81
Talisa Kellogg	Virginia Tech	11/2/07	78
Jennifer Wagner	Georgia	10/15/91	77
Talisa Kellogg	Virginia	10/22/05	74

Attack Percentage			
Player	Opponent	Date	Pct. (K-E-TA)
Alexandra Preiss	Virginia	10/04/03	1.000 (11-0-11)
Cris Omiecinski	W. Georgia	10/10/92	1.000 (10-0-10)
Talisa Kellogg	Stetson	9/16/06	1.000 (10-0-10)
Lauren Sauer	NC State	10/01/02	.944 (17-0-18)
Wendy Malins	Mercer	11/11/91	.909 (10-0-11)

Digs			
Player	Opponent	Date	No.
Jenn. Beemsterboer	North Carolina	11/02/88	43
Marisa Aston	Minnesota	12/10/04	36
Michelle Kandell	Duke	10/10/08	36
Jennifer Wagner	Maryland	10/03/92	35
Heidi Grunwald	Wake Forest	11/04/84	33

Assists			
Player	Opponent	Date	No.
Kele Eveland	North Carolina	11/11/00	93
Amanda Sabo	Clemson	11/20/98	87
Kele Eveland	Wake Forest	10/20/00	84
Andrea Nachtrieb	North Carolina	11/04/94	82
Andrea Nachtrieb	Auburn	9/14/95	82

Service Aces			
Player	Opponent	Date	No.
Jennifer Wagner	Georgia State	10/01/91	10
Cris Omiecinski	Georgia State	9/22/93	10
Cris Omiecinski	Georgia State	10/03/93	8
Jennifer Wagner	USC-Aiken	9/07/91	8
Jennifer Wagner	Morehead St.	9/12/92	7
Wynne Wycoff	Tenn. Temple	10/08/85	7
Elaine Griffith	East Carolina	9/26/87	7
Jennifer Smith	Charlotte	9/27/91	7
Amanda Medrow	Mercer	9/06/97	7

Total Blocks			
Player	Opponent	Date	No.
Rochelle Komula	Maryland	10/04/96	13
Lisa Kofskey	W. Carolina	11/09/87	12
Rochelle Komula	Cincinnati	8/30/96	12
Lisa Kofskey	Tenn. Tech	11/11/87	11
Laura Rullman	Georgia	9/22/88	11
Kerry Annel	North Carolina	10/21/94	11
Rochelle Komula	North Carolina	10/21/94	11
Rochelle Komula	North Carolina	11/05/95	11
Kyleen Bell	Illinois State	9/16/99	11
Alexandra Preiss	Wake Forest	10/19/01	11
Callie Miller	Winthrop	9/03/05	11
Nikki Kaminskas	Michigan	9/15/07	11

Solo Blocks			
Player	Opponent	Date	No.
Chrissy DeMichelis	Virginia Tech	11/2/07	6
Lisa Kofskey	Tenn. Tech	11/15/87	5
Angee Coman	Baptist	9/15/90	5
Lisa Kofskey	Georgia State	11/03/87	4
Kerry Annel	Clemson	10/05/93	4
Lauren Sauer	Wake Forest	10/08/04	4
Lauren Sauer	NC State	10/22/04	4
Chrissy DeMichelis	Miami	11/14/08	4

Block Assists			
Player	Opponent	Date	No.
Rochelle Komula	Maryland	10/04/96	12
Kerry Annel	North Carolina	11/04/94	11
Carla Gartner	North Carolina	11/05/95	11
Alexandra Preiss	Wake Forest	10/19/01	11
Callie Miller	Winthrop	9/03/05	11
Nikki Kaminskas	Michigan	9/15/07	11

Miscellaneous Team Records

Winning Percentage (Season):34-4 (.895), 2003
 Wins (Season):34, 2003
 Consecutive Wins:23, Aug. 29-Oct. 31, 2003
 Consecutive Games Won:23, Aug. 29-Sept. 14, 2003
 100th Win (Division I):vs. Lake Erie, 10/19/91
 200th Win (Division I): vs. Boston College, 9/17/95
 300th Win (Division I):vs. Air Force, 9/17/99
 400th Win (Division I): vs. Georgia State, 10/04/03
 500th Win (Division I):at Virginia, 11/4/07
 Home Win Streak: 27, Oct. 6, 2002-Sept. 12, 2004
 Home Record (Season):18-0, 2003
 ACC Wins (Season):16, 16-0, 2004
 Conference Finish:1st, 1995, 2000, 2003, 2004
 First Postseason Appearance:NIVC, 1993
 First NCAA Appearance: vs. George Mason, 11/30/94
 Last NCAA Appearance:at Minnesota, 12/10/04
 Attendance (O'Keefe): 2,000 vs. Georgia, (two times)
9/1/06; 9/7/07
 Attendance (AMC):3,211 vs. FSU, 10/06/02

Georgia Tech's Elite Performances

Triple Doubles

Kele Eveland.....1	(11k, 52a, 12d) vs. California (12/12/03)
Rochelle Komula.....1	(27k, 12b, 10d) vs. Cincinnati (8/30/96)
Allie Niekamp.....1	(10k, 44a, 10d) vs. Mississippi State (9/1/06)

20/20 Double Doubles

Cris Omiecinski.....4	(21k, 20d) vs. NC State (11/11/95)
	(34k, 20d) vs. Auburn (9/14/95)
	(24k, 21d) vs. Maryland (11/19/93)
	(20k, 25d) vs. Maryland (10/03/92)
Wendy Malins.....3	(21k, 22d) at Furman (10/09/90)
	(24k, 21d) at Georgia State (9/27/89)
	(22k, 20d) vs. Southern Mississippi (9/22/89)
Maja Pachale.....3	(23k, 20d) vs. North Carolina (11/11/00)
	(22k, 29d) vs. Pacific (9/10/00)
	(21k, 27d) vs. Clemson (11/21/98)
Lynnette Moster.....3	(20k, 20d) vs. Michigan State (9/13/02)
	(25k, 22d) at Hawaii (12/13/03)
	(20k, 22d) at Minnesota (12/10/04)
Shelia Aberly.....1	(23k, 28d) vs. Tennessee Tech (11/15/87)
Jennifer Beemsterboer.....1	(20k, 23d) vs. Georgia (9/29/89)

Marta Bickert.....1	(23k, 20d) at NC State (10/23/93)
Lindsey Gray.....1	(25k, 20d) vs. North Carolina (11/12/06)
Heidi Grunwald.....1	(25k, 33d) vs. Wake Forest (11/04/84)
Teryl Townsend.....1	(27k, 24d) vs. Clemson (11/20/98)

30 Kill Club

38.....	Maja Pachale vs. NC State (10/08/99)
36.....	Kerry Annel at NC State (10/25/95)
35.....	Kerry Annel vs. Duke (11/03/94)
35.....	Talisa Kellogg vs. Virginia (10/22/05)
34.....	Maja Pachale vs. Arkansas (10/14/01)
34.....	Cris Omiecinski vs. Auburn (9/14/95)
33.....	Kerry Annel vs. Notre Dame (10/13/95)
31.....	Lynnette Moster at South Florida (9/14/02)
31.....	Cris Omiecinski vs. Florida State (11/05/93)
30.....	Eida Mabry vs. Wake Forest (10/20/00)
30.....	Monique Mead vs. Duke (9/24/10)
30.....	Lauren Sauer vs. Wisconsin (9/19/03)

30 Dig Club

43.....	J. Beemsterboer vs. W. Carolina (11/02/88)
36.....	Marisa Aston at Minnesota (12/10/04)
36.....	Michelle Kandell vs. Duke (10/10/08)
35.....	Jennifer Wagner vs. Maryland (10/03/92)
33.....	Heidi Grunwald vs. Wake Forest (11/04/84)

33.....	Jennifer Randall vs. Duke (9/24/05)
32.....	Michelle Kandell at Virginia (11/4/07)
32.....	Michelle Kandell at Miami (11/14/08)
31.....	Sheila Aberly vs. Furman (10/29/87)
31.....	Margaret Gales vs. Maryland (11/05/88)
31.....	J. Beemsterboer vs. James Madison (10/08/88)
31.....	Cris Omiecinski vs. Clemson (9/29/92)
31.....	Amanda Hess vs. Wake Forest (10/20/00)
31.....	Jennifer Randall vs. NC State (11/12/05)
30.....	Michelle Kandell at Maryland (11/23/07)

11 Block Club

13.....	Rochelle Komula at Maryland (10/04/96)
12.....	Rochelle Komula vs. Cincinnati (8/30/96)
12.....	Lisa Kofskey vs. Western Carolina (11/09/87)
11.....	Alexandra Preiss at Wake Forest (10/19/01)
11.....	Kyleen Bell vs. Illinois State (9/16/99)
11.....	Carla Gartner vs. North Carolina (11/05/95)
11.....	Rochelle Komula at North Carolina (11/05/95)
11.....	Rochelle Komula at North Carolina (10/21/94)
11.....	Kerry Annel at North Carolina (10/21/94)
11.....	Laura Rullman vs. Georgia (9/22/88)
11.....	Lisa Kofskey vs. Tennessee Tech (11/15/87)
11.....	Callie Miller vs. Winthrop (9/03/05)
11.....	Nikki Kaminskas at Michigan (9/15/07)

Season Records

Kills	
1996.....	2551
2002.....	2423
2003.....	2355
2004.....	2125
1992.....	2094
1995.....	2085
2000.....	2034
2007.....	2023
1993.....	2016
1997.....	1948

Block Solos	
1990.....	135
1987.....	115
1989.....	109
1993.....	100
1989.....	99
2002.....	96
2004.....	83
2009.....	81
1995.....	80
2006.....	80

Kill Attempts	
1996.....	6167
2002.....	5747
1992.....	5214
2003.....	5151
2007.....	5139
1995.....	5086
1991.....	5085
1997.....	4947
2000.....	4925
1993.....	4911

Total Blocks	
1996.....	465
2002.....	405.5
1995.....	384
2003.....	346.5
1997.....	339
1994.....	326
1998.....	323
1993.....	313
1999.....	311
1992.....	310

Attack Percentage	
2003.....	.331 (2355-651-5151)
2004.....	.300 (2125-677-4831)
2002.....	.283 (2423-796-5747)
1995.....	.275 (2085-685-5086)
1993.....	.274 (2016-671-4911)
1994.....	.271 (1945-676-4691)
1996.....	.266 (2551-913-6167)
1992.....	.265 (2094-712-5214)
2000.....	.261 (2034-751-4925)
2006.....	.259 (1912-696-4702)

Service Aces	
1991.....	364
1993.....	330
1992.....	329
1990.....	295
1987.....	271
1997.....	251
1996.....	225
1999.....	214
2007.....	210
1995.....	206


Assists	
1996.....	2263
2002.....	2226
2003.....	2199
2004.....	1977
2007.....	1885
1995.....	1883
2000.....	1836
1992.....	1804
1997.....	1770
2006.....	1740

Total Kills	No.	Year
Lynnette Moster	629	2002
Lynnette Moster	585	2004
Rochelle Komula	545	1996
Lynnette Moster	541	2003
Lauren Sauer	541	2003
Maja Pachale	522	1999
Cris Omiecinski	517	1993
Monique Mead	515	2010
Lauren Sauer	506	2004
Talisa Kellogg	499	2007

Digs	
1989.....	2357
1992.....	2340
1996.....	2290
2002.....	2238
1988.....	2211
2003.....	2176
1991.....	2074
2004.....	2074
1995.....	2059
2007.....	2030

Hitting Percentage	Pct.	Year
Alexandra Preiss	.417	2003
Jayne Gergen	.393	2004
Rochelle Komula	.377	1996
Jayne Gergen	.372	2003
Kerry Annel	.372	1994
Callie Miller	.370	2008
Kerry Annel	.368	1995
Alexandra Preiss	.348	2002
Angie Propp	.341	1992
Asia Stawicka	.337	2010

Block Assists	
1996.....	778
2002.....	619
1995.....	607
2003.....	549
1997.....	545
1999.....	538
1998.....	516
1994.....	513
2005.....	471
1992.....	449



Lynnette Moster holds the top two single-season marks in kills.



Jayne Gergen is the single-season record holder in total blocks and block assists.



Jordan McCullers netted top-10 figures for digs in a season in 2009 & 2010.

Assists	No.	Year
Kele Eveland	1,905	2002
Andrea Nachtrieb	1,857	1996
Kele Eveland	1,822	2003
Lindsey Laband	1,663	2004
Andrea Nachtrieb	1,526	1995
Allie Niekamp	1,494	2006
Kele Eveland	1,484	2000
Carolyn Clevenger	1,398	1997
Jennifer Castillo	1,391	1992
Andrea Nachtrieb	1,362	1993



Digs	No.	Year
Michelle Kandell	628	2007
Marisa Aston	522	2004
Jennifer Randall	513	2005
Michelle Kandell	512	2008
Abby Showers	508	2006
Marisa Aston	501	2003
Jordan McCullers	487	2010
Jennifer Beemsterboer	486	1989
Jordan McCullers	481	2009
Cindy Felling	472	1982

Block Assists	No.	Year
Jayne Gergen	157	2002
Dena Schorn	151	1996
Anna Nedderman	147	1999
Rochelle Komula	146	1995
Alexandra Preiss	142	2002
Kyleen Bell	141	1998
Carla Gartner	137	1996
Rochelle Komula	137	1996
Alexandra Preiss	136	2003
Jayne Gergen	134	2004

Solo Blocks	No.	Year
Lisa Kofskey	42	1987
Lauren Sauer	38	2004
Angee Coman	36	1990
Chrissy DeMichelis	35	2009
Lisa Kofskey	34	1988
Lauren Sauer	34	2002
Marta Bickert	32	1993
Jessica Smith	31	1989
Kerry Annel	26	1992
Kerry Annel	25	1995
Jennifer Wagner	25	1991

Total Blocks	No.	Year
Jayne Gergen	169	2002
Rochelle Komula	165	1995
Kyleen Bell	163	1998
Alexandra Preiss	162	2002
Carol Smith	158	1982
Anna Nedderman	156	1999
Jayne Gergen	148	2004
Jayne Gergen	148	2003
Kerry Annel	148	1992
Alexandra Preiss	147	2003

Service Aces	No.	Year
Jennifer Wagner	91	1991
Cris Omiecinski	85	1992
Andrea Nachtrieb	77	1993
Wendy Malins	71	1990
Wendy Malins	58	1988
Lindsey Gray	53	2006
Lynnette Moster	51	2004
Allie Niekamp	51	2006
Lynnette Moster	49	2003
Eida Mabry	47	2000
Lynnette Moster	47	2002




The 1996 Georgia Tech Volleyball Team, which was captained by Rochelle Komula (far left) and Jennifer Orr (center) and included second-team All-ACC middle Carla Gartner (left), re-wrote the single-season record book and still holds the top marks for kills, kill attempts, assists, total blocks and block assists in a season.

Season Leaders

Kills

1985	Sheila Abery.....	217
1986	Robin Swats.....	106
1987	Sheila Abery.....	305
1988	Wendy Malins.....	348
1989	Wendy Malins.....	364
1990	Wendy Malins.....	375



Wendy Malins led Tech in kills in 1988, 1989 and 1990.

1991	Jennifer Wagner.....	487
1992	Cris Omiecinski.....	409
1993	Cris Omiecinski.....	517
1994	Cris Omiecinski.....	405
1995	Kerry Annel.....	491
1996	Rochelle Komula.....	545
1997	Rochelle Komula.....	385
1998	Carla Gartner.....	421
1999	Maja Pachale.....	522
2000	Eida Mabry.....	455
2001	Maja Pachale.....	461
2002	Lynnette Moster.....	629
2003	Lynnette Moster.....	541
	Lauren Sauer.....	541
2004	Lynnette Moster.....	585
2005	Talisa Kellogg.....	457
2006	Talisa Kellogg.....	440
2007	Talisa Kellogg.....	499
2008	Talisa Kellogg.....	340
2009	Bailey Hunter.....	380
2010	Monique Mead.....	515

Hitting Percentage

1985	Sheila Abery.....	208
1986	Lisa Kofskey.....	172
1987	Lisa Kofskey.....	244
1988	Lisa Kofskey.....	328
1989	Angee Coman.....	211
1990	Wendy Malins.....	210
1991	Erica Organ.....	250
1992	Angie Propp.....	341
1993	Kerry Annel.....	319
1994	Kerry Annel.....	372
1995	Kerry Annel.....	368
1996	Rochelle Komula.....	377
1997	Danielle Olein.....	323
1998	Carla Gartner.....	283
1999	Maja Pachale.....	251
2000	Kyleen Bell.....	337
2001	Alexandra Preiss.....	323
2002	Alexandra Preiss.....	348
2003	Alexandra Preiss.....	417
2004	Jayme Gergen.....	393
2005	Callie Miller.....	280
2006	Callie Miller.....	319
2007	Nikki Kaminskas.....	296


2008	Callie Miller.....	370
2009	Asia Stawicka.....	331
2010	Asia Stawicka.....	337

Kill Attempts

1985	Wynne Wycoff.....	630
1986	Elaine Griffith.....	435
1987	Jennifer Beemsterboer.....	970
1988	Wendy Malins.....	985
1989	Wendy Malins.....	1,071
1990	Wendy Malins.....	1,039
1991	Jennifer Wagner.....	1,336
1992	Jennifer Wagner.....	1,154
1993	Cris Omiecinski.....	1,215
1994	Cris Omiecinski.....	1,033
1995	Cris Omiecinski.....	1,146
1996	Carla Gartner.....	1,002
1997	Rochelle Komula.....	975
1998	Maja Pachale.....	1,060
1999	Maja Pachale.....	1,277
2000	Maja Pachale.....	1,091
2001	Maja Pachale.....	1,083
2002	Lynnette Moster.....	1,412
2003	Lynnette Moster.....	1,226
2004	Lynnette Moster.....	1,350
2005	Talisa Kellogg.....	1,242
2006	Talisa Kellogg.....	1,083
2007	Talisa Kellogg.....	1,356
2008	Talisa Kellogg.....	1,017
2009	Bailey Hunter.....	941
2010	Monique Mead.....	1,213

Aces

1985	Wynne Wycoff.....	45
1986	Margaret Gales.....	25
1987	Jennifer Beemsterboer.....	45
1988	Wendy Malins.....	58
1989	Wendy Malins.....	40
1990	Wendy Malins.....	71
1991	Jennifer Wagner.....	91



Jennifer Wagner notched a school record 91 service aces in 1991.

1992	Cris Omiecinski.....	85
1993	Andrea Nachtrieb.....	77
1994	Marta Bickert.....	31
1995	Lynnette Anderson.....	35
1996	Carla Gartner.....	29
1997	Carla Gartner.....	42
1998	Aimee Boulet.....	46
1999	Maja Pachale.....	44
2000	Eida Mabry.....	47
2001	Lynnette Moster.....	46
2002	Lynnette Moster.....	47
2003	Lynnette Moster.....	49
2004	Lynnette Moster.....	51

2005	Lindsey Gray.....	35
2006	Lindsey Gray.....	53
2007	Lindsey Gray.....	39
2008	Michelle Kandell.....	33
2009	Mary Ashley Tippins.....	36
2010	Monique Mead.....	33
	Bailey Hunter.....	33

Digs

1985	Robin Swats.....	241
1986	Margaret Gales.....	181
1987	Margaret Gales.....	347
1988	Jennifer Beemsterboer.....	425
1989	Jennifer Beemsterboer.....	486
1990	Wendy Malins.....	401
1991	Jennifer Wagner.....	350
1992	Jennifer Wagner.....	408
1993	Marta Bickert.....	325
1994	Cris Omiecinski.....	289
1995	Cris Omiecinski.....	345
1996	Andrea Nachtrieb.....	238
1997	Carla Gartner.....	299
1998	Carla Gartner.....	285
1999	Maja Pachale.....	317
2000	Maja Pachale.....	341
2001	Amanda Hess.....	284
2002	Marisa Aston.....	444
2003	Marisa Aston.....	501
2004	Marisa Aston.....	522
2005	Jennifer Randall.....	513
2006	Abby Showers.....	508
2007	Michelle Kandell.....	628



Michelle Kandell shattered Georgia Tech's single-season digs record with 628 in 2007.

2008	Michelle Kandell.....	512
2009	Jordan McCullers.....	481
2010	Jordan McCullers.....	487

Assists

1985	Robin Swats.....	327
1986	Margaret Gales.....	437
1987	Margaret Gales.....	913
1988	Margaret Gales.....	906
1989	Margaret Gales.....	1,175
1990	Jaime Keating.....	661
1991	Jennifer Castillo.....	1,281
1992	Jennifer Castillo.....	1,391
1993	Andrea Nachtrieb.....	1,362
1994	Andrea Nachtrieb.....	1,357
1995	Andrea Nachtrieb.....	1,526
1996	Andrea Nachtrieb.....	1,857
1997	Carolyn Clevenger.....	1,398
1998	Amanda Sabo.....	819
1999	Courtney Adler.....	798

2000	Kele Eveland.....	1,484
2001	Kele Eveland.....	1,253
2002	Kele Eveland.....	1,905
2003	Kele Eveland.....	1,822
2004	Lindsey Laband.....	1,663
2005	Lindsey Laband.....	1,358
2006	Allie Niekamp.....	1,494
2007	Allie Niekamp.....	1,117
2008	Allie Niekamp.....	860
2009	Mary Ashley Tippins.....	1,307
2010	Mary Ashley Tippins.....	1,302

Total Blocks

1985	Wynne Wycoff.....	44
1986	Laura Rullman.....	69
1987	Lisa Kofskey.....	128
1988	Lisa Kofskey.....	99
1989	Angee Coman.....	107
1990	Angee Coman.....	119
1991	Jennifer Smith.....	101
1992	Kerry Annel.....	148
1993	Kerry Annel.....	132
1994	Kerry Annel.....	137
1995	Rochelle Komula.....	165
1996	Dena Schorn.....	109
1997	Danielle Olein.....	124
1998	Kyleen Bell.....	163
1999	Anna Nedderman.....	156
2000	Kyleen Bell.....	123
2001	Alexandra Preiss.....	118
2002	Jayme Gergen.....	169
2003	Jayme Gergen.....	148
2004	Jayme Gergen.....	134
2005	Nikki Kaminskas.....	122
2006	Callie Miller.....	98
2007	Nikki Kaminskas.....	119
2008	Callie Miller.....	125
2009	Asia Stawicka.....	126
2010	Asia Stawicka.....	131

Block Assists

1985	Wynne Wycoff.....	32
1986	Laura Rullman.....	46
1987	Lisa Kofskey.....	86
1988	Laura Rullman.....	66
1989	Angee Coman.....	81
1990	Angee Coman.....	83
1991	Jennifer Smith.....	89
1992	Kerry Annel.....	122
1993	Kerry Annel.....	104
1994	Kerry Annel.....	120
1995	Rochelle Komula.....	146
1996	Dena Schorn.....	151
1997	Carla Gartner.....	115



<<< Andrea Nachtrieb averaged more than 1,500 assists per season at Georgia Tech.

1998	Kyleen Bell.....	141
1999	Anna Nedderman.....	147
2000	Kyleen Bell.....	110
2001	Alexandra Preiss.....	107
2002	Jayme Gergen.....	157
2003	Alexandra Preiss.....	136
2004	Jayme Gergen.....	148
2005	Callie Miller.....	111
2006	Callie Miller.....	81
2007	Nikki Kaminskas.....	108
2008	Callie Miller.....	111
2009	Asia Stawicka.....	113
2010	Asia Stawicka.....	115

Block Solos

1985	Sheila Abery.....	13
1986	Laura Rullman.....	23
1987	Lisa Kofskey.....	42
1988	Lisa Kofskey.....	34
1989	Jessica Smith.....	31
1990	Angee Coman.....	36
1991	Jennifer Wagner.....	25
1992	Kerry Annel.....	26
1993	Marta Bickert.....	32
1994	Kerry Annel.....	17
1995	Kerry Annel.....	25
1996	Rochelle Komula.....	19
1997	Danielle Olein.....	19
1998	Kyleen Bell.....	22
1999	Kyleen Bell.....	14
2000	Kyleen Bell.....	13
2001	Kyleen Bell.....	15



Kyleen Bell led Georgia Tech in solo blocks in each of her four seasons on the Flats.

2002	Lauren Sauer.....	34
2003	Lauren Sauer.....	22
2004	Lauren Sauer.....	38
2005	Talisa Kellogg.....	20
2006	Talisa Kellogg.....	20
2007	Chrissy DeMichelis.....	22
2008	Callie Miller.....	14
2009	Chrissy DeMichelis.....	35
2010	Asia Stawicka.....	16

Record vs. Opponents

Opponent	Matches	Games	Last Meeting
Air Force	1-0	3-0	W, 1999
Alabama	5-0	15-6	W, 2003
Alabama A&M	2-0	6-0	W, 2010
Alabama-Birmingham	3-16	16-47	W, 2010
Alabama-Huntsville	1-0	3-0	W, 1987
Alabama State	0-2	0-4	L, 1982
Appalachian State	1-2	4-6	W, 1992
Arkansas	4-0	12-2	W, 2008
Arkansas-Little Rock	1-0	3-0	W, 1999
Arizona	0-2	0-6	L, 2007
Arizona State	0-2	1-6	L, 1999
Auburn	4-7	14-27	L, 1996
Augusta	10-0	25-1	W, 1989
Austin Peay	1-0	3-0	W, 2009
Baptist	1-1	4-2	W, 1990
Baylor	0-1	0-3	L, 2009
Belmont	1-0	3-0	W, 1999
Bethune-Cookman	1-0	3-0	W, 1997
Boston College	11-2	35-9	W, 2010
Bowling Green	1-0	3-0	W, 1993
Bryan	0-2	1-4	L, 1982
California-Berkley	1-0	3-1	W, 2003
California-Los Angeles	0-2	1-6	L, 1994
California-San Diego	0-1	0-3	L, 1992
Cal-Santa Barbara	1-2	3-6	W, 2004
Cal. State-Fullerton	1-0	3-2	W, 1997
Cal. State-Northridge	0-1	0-3	L, 1992
Campbell	3-0	9-1	W, 1996
Central Florida	3-2	6-6	W, 2004
Charleston Southern	3-0	9-0	W, 1996
Chattanooga	8-5	25-17	W, 2002
Chicago State	1-0	3-0	W, 1995
Cincinnati	1-1	6-2	W, 1996
Clemson	23-29	90-107	W, 2010
Coastal Carolina	8-1	24-4	W, 2003
College of Charleston	3-0	9-0	W, 1998
Colorado	1-1	4-5	L, 2000
Colorado State	0-3	2-9	L, 2004
Columbus	6-3	13-6	W, 1982
Cornell	1-0	3-0	W, 2002
Creighton	1-0	3-0	W, 1998
Davidson	7-0	21-1	W, 2000
Denver	0-1	1-3	L, 2009
DePaul	1-0	3-0	W, 1995
Duke	19-37	82-123	L, 2010
East Carolina	4-1	13-4	W, 1993
East Tennessee State	3-1	10-4	W, 1994
Eastern Illinois	1-0	3-0	W, 2008
Erskine	0-2	0-4	L, 1983
Evansville	0-1	0-3	L, 1990
Flagler	1-0	2-1	W, 1982
Florida A&M	11-0	30-4	W, 2010
Florida Atlantic	1-0	3-0	W, 1994
Florida Gulf Coast	1-0	3-0	W, 2010
Florida International	1-0	3-0	W, 2002
Florida State	29-12	100-59	L, 2010
Fontebonne	0-1	0-3	L, 1984
Furman	8-7	29-23	W, 2008
George Mason	3-0	9-1	W, 2002
Georgetown	1-1	5-3	W, 2001
George Washington	1-0	3-1	W, 2005
Georgia	12-21	43-68	W, 2010
Georgia Southern	6-0	18-2	W, 1992
Georgia State	34-3	108-15	W, 2010
Hawaii	0-2	1-6	L, 2003
Huntington	3-0	6-1	W, 1982
Illinois	0-4	1-12	L, 1997
Illinois State	1-1	5-4	W, 1999
Indiana	0-1	2-3	L, 2010
IPFW	1-0	3-0	W, 2004
Jacksonville	1-2	3-5	W, 1992
Jacksonville State	2-1	6-2	W, 1996
James Madison	1-2	3-7	L, 1990

Opponent	Matches	Games	Last Meeting
Kansas	1-0	3-0	W, 1993
Kansas State	1-1	3-4	L, 2010
Kentucky	2-3	7-11	L, 2007
Lake City	0-3	1-6	L, 1981
Lake Erie	1-0	3-2	W, 1991
Liberty	0-1	1-3	L, 1988
Long Beach State	0-2	2-6	L, 2003
Long Island University	1-0	3-1	W, 2005
Louisiana State	1-1	4-3	W, 2001
Louisville	1-1	5-3	W, 2002
Loyola-Chicago	1-0	3-0	W, 2000
Loyola-Maryland	0-1	2-3	L, 2010
Marshall	1-0	3-2	W, 1996
Maryland	25-26	100-97	L, 2010
Massachusetts	1-0	3-0	W, 2000
Mercer	19-1	52-7	W, 2009
Miami	7-6	29-27	W, 2010
Miami-Ohio	3-0	9-2	W, 2004
Michigan	0-3	4-9	L, 2008
Michigan State	2-0	6-1	W, 2003
Middle Tennessee State	2-2	8-6	L, 2010
Minnesota	1-5	8-17	L, 2009
Mississippi	2-1	7-6	W, 2009
Mississippi State	0-5	2-15	L, 2006
Montana	0-1	0-3	L, 1992
Montevallo	0-2	0-4	L, 1981
Morehead State	1-2	3-6	W, 1992
Nebraska	1-0	3-2	W, 2003
New Orleans	0-3	0-9	L, 1990
Nicholls State	2-0	6-4	W, 1991
North Alabama	1-1	2-2	L, 1982
North Carolina	24-29	87-108	L, 2010
NC State	37-13	110-53	L, 2010
NC-Wilmington	3-0	9-1	W, 2000
North Carolina A&T	1-0	0-3	W, 1993
Northeastern Illinois	1-0	3-0	W, 1995
Northeastern Louisiana	1-0	3-0	W, 1992
Northern Illinois	1-0	3-0	W, 2009
Northern Iowa	1-1	4-5	W, 2006
North Florida	1-0	3-0	W, 1997
North Georgia	10-0	21-2	W, 1982
Northwestern	1-1	3-3	L, 2005
Notre Dame	1-1	3-5	W, 1995
Oglethorpe	5-0	10-1	W, 1982
Ohio	0-1	2-3	L, 2009
Ohio State	0-2	0-6	L, 2004
Oral Roberts	1-0	3-0	W, 2010
Pacific	0-2	2-6	L, 2000
Pennsylvania	0-1	1-3	L, 1987
Penn State	0-3	0-9	L, 1996
Pepperdine	0-3	2-9	L, 2007
Pittsburgh	1-0	3-1	W, 2007
Providence	2-0	6-0	W, 1995
Purdue	0-1	1-3	L, 2004
Radford	0-1	0-3	L, 1986
Rhode Island	1-0	3-0	W, 2001
Rice	1-0	3-0	W, 2002
Rollins	0-1	0-3	L, 1984
St. Mary's	0-1	1-3	L, 1998
Samford	5-1	15-4	W, 1993
Sam Houston State	1-2	3-6	W, 2006
San Jose State	1-0	3-0	W, 2003
Santa Clara	1-0	3-0	W, 2003
Siena College	2-0	6-0	W, 1995
South Alabama	2-2	7-6	W, 1998
South Carolina	1-3	6-10	L, 1999
South Carolina State	5-0	15-1	W, 1998
South Florida	2-2	8-6	W, 2006
Southeast Missouri	1-0	3-1	W, 2009
Southern California	0-1	0-3	L, 2004
Southern Mississippi	1-2	7-7	L, 2008
Southern Methodist	1-0	3-0	W, 1997
Southwest Texas State	1-0	3-0	W, 1992

Opponent	Matches	Games	Last Meeting
Spelman	3-0	6-0	W, 1981
Stanford	0-2	2-5	L, 1995
Stetson	2-2	8-6	W, 2006
Syracuse	0-1	0-3	L, 1989
Temple	2-0	6-0	W, 2007
Tennessee	0-2	4-6	L, 1993
Tennessee Nazarene	1-0	2-0	W, 1984
Tennessee Tech	4-6	15-24	W, 2004
Tennessee Temple	3-1	10-3	W, 1985
Texas	0-1	0-3	L, 1995
Texas A&M	0-1	1-3	L, 1998
Texas-Arlington	1-0	3-0	W, 1999
Texas-El Paso	2-0	6-1	W, 1999
Texas Tech	1-0	3-0	W, 2001
Toledo	2-0	6-1	W, 2006
Troy State	0-2	0-4	L, 1983
Tuskegee	1-3	2-7	W, 1982
UNC Asheville	9-0	24-3	W, 1996
UNC Charlotte	5-5	17-16	W, 1992
UNC Greensboro	2-0	6-1	W, 1992
USC-Aiken	1-1	3-2	W, 1991
Utah	0-1	0-3	L, 2001
Utah Valley State	1-0	3-0	W, 2007
Valdosta	4-0	8-1	W, 1981
Villanova	2-0	5-1	W, 2006
Virginia	31-17	108-65	W, 2009
Virginia Commonwealth	1-0	3-2	W, 1992
Virginia Tech	9-6	29-25	L, 2010
Wake Forest	26-9	80-41	W, 2010
Washington	0-1	0-3	L, 2010
Wesleyan	3-0	6-0	W, 1982
Western Carolina	11-9	39-32	W, 2007
Western Kentucky	0-1	0-3	L, 2005
West Georgia	5-11	23-28	W, 1992
Western Michigan	1-0	3-0	W, 2003
William and Mary	3-0	9-1	W, 1998
Winthrop	10-1	30-10	W, 2005
Wisconsin	1-1	5-5	L, 2004
Wisc-Milwaukee	2-1	6-4	L, 1997
Xavier	2-0	6-0	W, 2008
Yale	1-0	3-0	W, 1992



Marisa Aston participated in four NCAA Tournaments from 2001-2004, helping the Yellow Jackets to the NCAA first round as a freshman, the NCAA second round as a sophomore, the NCAA region final as a junior and the NCAA region semifinals as a senior.

Year-by-Year Results



Georgia Tech's first volleyball team in 1980.

Neutral Site Guide located on page 63
- Shading indicates NCAA Participant -

David Houser

43-36 • .544
1980-81 • 2 years

1980 (23-16)

GAIW Division III

Erskine	L	0-2
Georgia	L	0-2
Valdosta State	W	2-0
Mercer (Atlanta)	W	2-0
Oglethorpe	W	2-0
North Georgia	W	2-0
Columbus	L	1-2
Mercer (Atlanta)	W	3-0
Jacksonville State	L	0-2
Florida Junior	L	0-2
Columbus	W	2-1
Valdosta State	W	2-1
Mercer (Atlanta)	W	2-0
North Georgia	W	2-0
Oglethorpe	W	2-0
Daytona Junior	L	0-2
Valdosta State	W	2-0
Tennessee Temple	L	1-2
Mercer (Atlanta)	W	2-0
Wesleyan	W	3-2
Wesleyan	W	3-0
Clemson	L	0-2
Duke	L	0-2
N.C. State	L	0-2
Oglethorpe	W	2-0
Mercer (Atlanta)	W	2-0
North Alabama	L	0-2
UT-Chattanooga	L	0-2
Montgomery	L	0-2
North Georgia	W	2-0
West Georgia	L	1-2
Judson	W	2-0
Mercer (Atlanta)	W	3-0
North Georgia	W	3-1
Rawlins	L	0-3
Florida Tech	W	2-0
North Georgia	W	2-0
North Georgia	W	2-0
Rollins	L	0-2

1981 (20-20)

GAIW Division III

S. 26 Flagler	W	2-1
S. 26 Valdosta State	W	2-1
S. 26 Lake City	L	0-2
S. 30 Mercer (Atlanta)	W	3-1
O. 1 North Georgia	W	2-0
O. 1 West Georgia	L	1-2
O. 5 West Georgia	L	1-2
O. 5 Georgia	L	0-2
O. 8 Oglethorpe	W	2-1
O. 8 Spelman	W	2-0
O. 9 West Georgia	L	0-2
O. 10 Valdosta State	W	2-0
O. 10 Montevallo	L	0-2

O. 10 Tuskegee	L	1-2
O. 10 Troy State	L	0-2
O. 14 North Georgia	W	2-1
O. 16 Valdosta State	W	2-0
O. 16 Columbus	L	1-2
O. 16 West Georgia	L	0-2
O. 20 Spelman	W	2-0
O. 20 Wesleyan	W	2-0
O. 22 Augusta	W	2-1
O. 24 UT-Chattanooga	L	0-2
O. 24 UNC Asheville	L	0-2
O. 24 Bryan	L	0-2
O. 27 West Georgia	L	1-2
O. 27 Mercer	W	2-1
O. 30 North Carolina	L	0-2
O. 30 Maryland	L	0-2
O. 30 Duke	L	0-2
N. 3 Augusta	W	2-0
N. 3 North Georgia	W	2-0
N. 3 Georgia	L	0-2
N. 5 Valdosta State	W	2-0
N. 5 Mercer	W	2-0
N. 6 Lake City	L	1-2
N. 6 North Alabama	W	2-0
N. 6 Alabama State	L	1-2
N. 9 Columbus	W	2-1
N. 9 Huntington	W	2-1

Mary Ann Ingram

25-40 • .385
1982-83 • 2 years

1982 (22-16)

GAIW Division II

S. 28 at UT-Chattanooga	L	0-2
S. 28 at Tennessee Temple	W	2-0
S. 30 West Georgia	L	1-2
S. 30 North Georgia	W	2-0
O. 1 Augusta	W	2-0
O. 1 Tuskegee	L	0-2
O. 4 at Georgia	L	0-2
O. 4 at West Georgia	W	2-0
O. 7 Mercer	W	3-1
O. 8 vs. Augusta ¹	W	2-0
O. 8 vs. Lake City CC ¹	L	0-2
O. 8 vs. Huntington ¹	W	2-0
O. 9 vs. Jacksonville State ¹	L	0-2
O. 9 at Columbus ¹	W	2-0
O. 12 Oglethorpe	W	2-0
O. 12 Mercer (Atlanta) ²	W	2-0
O. 13 at West Georgia	L	1-2
O. 13 at Columbus	W	2-0
O. 13 at Wesleyan	W	2-0
O. 22 vs. Jacksonville ³	L	0-2
O. 22 vs. Georgia ³	L	0-2
O. 22 vs. Bryan ³	L	0-3
O. 22 vs. North Alabama ³	L	0-2
O. 26 at Huntington	W	2-0
O. 26 at Columbus	L	1-2
O. 27 Spelman	W	2-0
O. 27 Mercer	W	2-1
O. 29 at Tuskegee ⁴	L	0-2
O. 29 vs. Alabama State ⁴	L	0-2
O. 30 vs. Florida A&M ⁴	W	2-1

O. 30 vs. Florida A&M ⁴	W	1-0
O. 30 vs. Columbus ⁴	W	2-1
O. 30 vs. Alabama State ⁴	L	0-2
O. 30 at Tuskegee ⁴	W	1-0
N. 3 at Mercer	L	1-2
N. 3 at Augusta	W	0-0
N. 11 Columbus	W	2-1
N. 11 Wesleyan	W	2-0

1983 (3-24, 0-7 ACC)

NCAA Division I

S. 21 at Furman	L	0-2
S. 21 at USC-Aiken	L	0-2
S. 23 UNC Charlotte	L	0-2
S. 23 Troy State	L	0-2
S. 24 Erskine	L	0-2
S. 30 at Morehead State	L	0-3
S. 30 at NC State	L	0-3
S. 30 at Mississippi State	L	0-3
O. 3 West Georgia	L	1-3
O. 6 Tennessee Temple	L	1-2
O. 6 Mercer	W	2-0
O. 7 UAB	L	1-3
O. 14 New Orleans	L	0-3
O. 16 at Duke	L	0-3
O. 16 at North Carolina	L	0-3
O. 20 at UT-Chattanooga	L	1-3
O. 21 Georgia	L	0-3
O. 28 Wake Forest	L	1-3
O. 29 Clemson	L	0-3
O. 31 UAB	L	0-3
N. 2 Mercer	W	2-0
N. 2 North Carolina	W	2-0
N. 4 at Maryland	L	0-3
N. 5 at Virginia	L	0-3
N. 5 at Clemson	L	0-3
N. 8 West Georgia	L	1-3
N. 11 vs. NC State ⁵	L	0-3

Terry Chambers

4-22 • .154
1984 • 1 year

1984 (4-22, 0-7 ACC)

S. 28 Duke	L	0-3
S. 29 Central Florida	L	0-3
O. 4 at Tennessee Temple	W	2-0
O. 4 at Tennessee Nazarene	W	2-0
O. 5 Georgia	L	0-3
O. 9 Furman	L	0-3
O. 9 UAB	L	0-3
O. 11 UT-Chattanooga	W	3-2
O. 13 North Carolina	L	0-3
O. 16 at Clemson	L	1-3
O. 19 vs. Samford ³	W	2-0
O. 19 vs. Montevallo ³	L	0-2
O. 20 vs. Mississippi State ³	L	1-2
O. 20 vs. UAB ³	L	0-2
O. 20 vs. Rollins ³	L	0-2
O. 23 West Georgia	L	2-3
O. 25 at Georgia	L	0-3
O. 26 at Furman ⁶	L	0-3
O. 26 vs. Stetson ⁶	L	2-3
O. 27 vs. Fontbonne ⁶	L	0-3
N. 1 Maryland	L	0-3
N. 2 at NC State	L	0-3
N. 3 at Virginia	L	1-3
N. 4 at Wake Forest	L	2-3
N. 8 UAB	L	0-3
N. 8 vs. Duke ⁵	L	0-3

Judy Sackfield

75-132 • .362
1985-90 • 6 years

1985 (4-26, 0-7 ACC)

S. 20 at UAB ⁷	L	0-3
S. 20 vs. Mississippi State ⁷	L	0-3
S. 21 vs. Tennessee Tech ⁷	L	0-3
S. 21 vs. South Alabama ⁷	L	0-3
S. 26 at Georgia State	W	3-0

S. 28 Tennessee Tech	L	0-3
O. 1 at UT-Chattanooga	L	0-3
O. 3 at Georgia	L	0-3
O. 5 Wake Forest	L	1-3
O. 8 Tennessee Temple	W	3-1
O. 8 West Georgia	W	2-0
O. 11 at Central Florida ⁸	L	0-3
O. 11 vs. South Alabama ⁸	L	1-3
O. 12 vs. UAB ⁸	L	0-3
O. 12 vs. Stetson ⁸	L	0-3
O. 15 at Georgia State	W	2-1
O. 19 Virginia	L	0-3
O. 21 Western Carolina	L	0-3
O. 22 Clemson	L	0-3
O. 25 South Florida	L	0-3
O. 25 UT-Chattanooga	L	0-3
O. 26 NC State	L	0-3
O. 29 Georgia	L	0-3
N. 2 at Maryland	L	0-3
N. 5 UAB	L	0-3
N. 7 at Duke	L	0-3
N. 8 at North Carolina	L	0-3
N. 15 Morehead State	L	0-3
N. 19 at West Georgia	L	1-3
N. 22 vs. Duke ⁵	L	0-3

1986 (8-20, 0-7 ACC)

S. 23 at UNC-Asheville	W	3-1
S. 24 at Furman	W	3-1
S. 30 Western Carolina	L	0-3
O. 1 at Georgia State	W	3-1
O. 3 at Wake Forest	L	0-3
O. 4 at NC State	L	0-3
O. 7 at UAB	L	0-3
O. 10 Winthrop	W	3-1
O. 14 at Georgia	L	1-3
O. 16 Georgia State	W	3-0
O. 18 North Carolina	L	0-3
O. 19 Mississippi State	L	0-3
O. 22 at Clemson	L	0-3
O. 24 vs. Coastal Carolina ⁹	L	0-2
O. 24 vs. Appalachian State ⁹	L	0-2
O. 24 vs. Baptist ⁹	L	1-2
O. 25 vs. West Georgia ⁹	W	2-0
O. 25 vs. Campbell ⁹	W	3-1
O. 27 UAB	L	1-3
O. 28 at Western Carolina	L	0-3
N. 1 Duke	L	0-3
N. 3 UNC-Asheville	W	3-0
N. 4 Georgia	L	0-3
N. 7 Maryland	L	0-3
N. 11 at Tennessee Tech	L	0-3
N. 14 at Virginia	L	0-3
N. 15 at Radford	L	0-3
N. 21 vs. North Carolina ⁵	L	0-3

1987 (18-20, 0-6 ACC)

S. 19 vs. Furman ¹⁰	W	3-1
S. 19 at Jacksonville ¹⁰	L	0-3
S. 20 vs. Georgia State ¹⁰	W	3-0
S. 20 vs. Winthrop ¹⁰	W	3-2
S. 20 vs. Coastal Carolina ¹⁰	W	3-1
S. 22 at UNC Asheville	W	3-0
S. 23 at Western Carolina	L	2-3
S. 25 vs. Furman ¹¹	L	1-3
S. 25 vs. Western Carolina ¹¹	L	1-3
S. 26 vs. East Carolina ¹¹	W	3-1
S. 29 Georgia State	W	3-0
S. 30 at Auburn	L	0-3
O. 3 at Maryland	L	1-3
O. 5 Mercer	W	3-0
O. 7 at Alabama-Huntsville	W	3-0
O. 10 Virginia	L	0-3
O. 12 at UNC-Charlotte	L	0-3
O. 13 at Augusta	W	3-1
O. 13 at South Carolina State	W	3-0
O. 15 UAB	L	1-3
O. 18 Penn	L	1-3
O. 21 Clemson	L	1-3
O. 23 Georgia Southern	W	3-0
O. 23 Winthrop	W	3-2
O. 24 East Tennessee State	L	1-3

O. 27 Georgia	L	1-3
O. 29 Furman	L	2-3
O. 30 Augusta	W	3-0
N. 2 at Mercer	W	3-0
N. 3 at Georgia State	W	3-1
N. 4 Auburn	L	0-3
N. 6 NC State	L	0-3
N. 9 Western Carolina	W	3-1
N. 10 UAB	L	0-3
N. 12 at Duke	L	0-3
N. 13 at North Carolina	L	0-3
N. 15 Tennessee Tech	W	3-2
N. 20 vs. North Carolina ⁵	L	0-3

1988 (20-16, 0-6 ACC)

S. 13 at Coastal Carolina	W	3-0
S. 13 at South Carolina State	W	3-0
S. 14 at Furman	W	3-0
S. 17 at Davidson	W	3-0
S. 17 at East Carolina	W	3-0
S. 20 at Winthrop	W	3-1
S. 22 vs. Georgia ¹²	L	1-3
S. 23 vs. Georgia State ¹²	W	3-0
S. 23 vs. Mercer ¹²	W	3-0
S. 24 vs. Augusta ¹²	W	3-0
S. 27 at UNC Asheville	W	3-0
S. 28 at Samford	W	3-0
O. 2 Duke	L	1-3
O. 5 at Augusta	W	3-0
O. 7 at Virginia	L	0-3
O. 8 at Liberty	L	1-3
O. 8 at James Madison	W	3-1
O. 11 Georgia State	W	3-0
O. 12 UAB	L	2-3
O. 15 at Tennessee Tech	W	3-1
O. 18 at Clemson	L	2-3
O. 19 Samford	W	3-0
O. 21 at East Tennessee State	W	3-0
O. 24 UAB	L	1-3
O. 25 Western Carolina	W	3-1
O. 27 at Mercer	W	3-0
O. 29 North Carolina	L	0-3
O. 30 Cincinnati	L	1-3
N. 2 at Western Carolina	L	2-3
N. 5 Maryland	L	1-3
N. 8 at Georgia	L	0-3
N. 9 at Georgia Southern	W	3-0
N. 11 NC State	L	0-3
N. 12 at UNC Charlotte	L	2-3
N. 14 Auburn	L	0-3
N. 19 vs. North Carolina ⁵	L	0-3

1989 (17-20, 0-6 ACC)

S. 13 at UNC Asheville	W	3-0
S. 15 Winthrop	W	3-0
S. 15 South Carolina State	W	3-0
S. 19 at Mercer	W	3-0
S. 22 vs. Alabama ¹³	W	3-1
S. 22 vs. So. Mississippi ¹³	L	2-3
S. 23 vs. Sam Houston State ¹³	L	0-3
S. 23 at New Orleans ¹³	L	0-3
S. 29 Georgia State	W	3-1
S. 29 NC State	L	0-3
S. 30 UNC Asheville	W	3-0
S. 30 Samford	W	3-1
O. 3 Clemson	L	0-3
O. 4 Augusta	W	3-0
O. 6 James Madison	L	0-3
O. 7 UAB	L	1-3
O. 7 Furman	W	3-0
O. 8 Georgia Southern	W	3-0
O. 10 at Western Carolina	W	3-2
O. 13 at Maryland	L	0-3
O. 13 at Syracuse	L	0-3
O. 14 at Southern Mississippi	W	3-1
O. 14 at South Carolina	L	0-3
O. 16 at Georgia State	W	3-2
O. 18 Georgia	L	1-3
O. 20 Virginia	L	1-3
O. 26 Western Carolina	L	1-3

Year-by-Year Results

O. 27 Tennessee Tech	W	3-2	O. 18 vs. UNC Greensboro ²²	W	3-0
O. 27 East Carolina	L	1-3	O. 19 vs. Lake Erie ²¹	W	3-2
O. 31 at Auburn	L	1-3	O. 19 at Davidson ²¹	W	3-0
N. 3 at Duke	L	0-3	O. 19 vs. Winthrop ²¹	W	3-0
N. 4 at North Carolina	L	0-3	O. 23 UT-Chattanooga	W	3-1
N. 7 Auburn	L	0-3	O. 26 NC State	W	3-0
N. 11 Mercer	W	3-0	O. 27 Virginia	W	3-1
N. 11 UNC-Charlotte	W	3-1	N. 1 at Duke	L	0-3
N. 13 at Samford	L	1-3	N. 2 at North Carolina	L	0-3
N. 18 vs. Duke ⁵	L	0-3	N. 5 Georgia State	W	3-0

1990 (8-30, 0-6 ACC)

S. 12 at UNC Asheville	W	3-0	N. 22 vs. NC State ⁵	W	3-2
S. 15 Baptist ¹²	W	3-1	N. 23 vs. Duke ⁵	L	0-3
S. 16 Tennessee Tech ¹²	L	0-3			

1992 (30-10, 4-3 ACC)

S. 2 at UT-Chattanooga	W	3-0	S. 18 vs. Western Carolina ²³	W	3-0
S. 4 vs. Campbell ¹⁸	W	3-0	S. 18 vs. Stetson ²³	W	3-0
S. 4 vs. Appalachian State ¹⁸	W	3-1	S. 18 at Georgia State ²³	W	3-0
S. 5 vs. UNC Greensboro ¹⁸	W	3-1	S. 19 vs. Mercer ²³	W	3-0
S. 5 vs. VCU ¹⁸	W	3-2	S. 20 vs. Jacksonville ²³	W	3-0
S. 5 at Coastal Carolina	W	3-0	S. 23 Auburn	W	3-1
S. 9 at #20 Pepperdine	L	1-3	S. 26 Georgia State	W	3-0
S. 11 vs. Montana ²²	L	0-3	S. 26 Yale	W	3-0
S. 11 vs. Cal St. Northridge ²²	L	0-3	S. 29 Clemson	L	2-3
S. 12 vs. UC-San Diego ²²	L	0-3	O. 2 Virginia	W	3-0
S. 12 vs. Morehead State ²²	W	3-0	O. 3 Maryland	W	3-2
S. 17 Northeastern Louisiana	W	3-0	O. 7 at #19 Georgia	L	0-3
S. 18 vs. Western Carolina ²³	W	3-0	O. 10 at West Georgia	W	3-2
S. 18 vs. Stetson ²³	W	3-0	O. 10 vs. Jacksonville State ²⁴	W	3-0
S. 18 at Georgia State ²³	W	3-0	O. 10 UNC Wilmington	W	3-0
S. 19 vs. Mercer ²³	W	3-0	O. 10 Georgia Southern	W	3-2
S. 20 vs. Jacksonville ²³	W	3-0	O. 11 at UT-Chattanooga	W	3-1
S. 23 Auburn	W	3-1	O. 17 at Florida State	L	2-3
S. 26 Georgia State	W	3-0	O. 18 at Mercer	W	3-0
S. 26 Yale	W	3-0	O. 20 Georgia State	W	3-0
S. 29 Clemson	L	2-3	O. 30 at Duke	L	0-3
O. 2 Virginia	W	3-0	O. 31 at North Carolina	L	2-3
O. 3 Maryland	W	3-2	N. 7 NC State	W	3-2
O. 7 at #19 Georgia	L	0-3	N. 10 at Clemson	W	3-1
O. 10 at West Georgia	W	3-2	N. 13 SW Texas ²⁵	W	3-0
O. 10 vs. Jacksonville State ²⁴	W	3-0	N. 14 George Mason ²⁵	W	3-0
O. 10 UNC Wilmington	W	3-0	N. 14 UNC-Charlotte ²⁵	W	3-0
O. 10 Georgia Southern	W	3-2	N. 20 vs. North Carolina ⁵	L	1-3
O. 11 at UT-Chattanooga	W	3-1			
O. 17 at Florida State	L	2-3			
O. 18 at Mercer	W	3-0			
O. 20 Georgia State	W	3-0			
O. 30 at Duke	L	0-3			
O. 31 at North Carolina	L	2-3			
N. 7 NC State	W	3-2			
N. 10 at Clemson	W	3-1			
N. 13 SW Texas ²⁵	W	3-0			
N. 14 George Mason ²⁵	W	3-0			
N. 14 UNC-Charlotte ²⁵	W	3-0			
N. 20 vs. North Carolina ⁵	L	1-3			

Shelton Collier
271-114 • 704
1991-2001 • 11 years

1991 (27-9, 3-4 ACC)

A. 31 at UT-Chattanooga	W	3-0	S. 1 UT-Chattanooga	W	3-0
S. 6 vs. Charleston ¹⁸	W	3-0	S. 1 at Georgia State	W	3-0
S. 6 vs. South Carolina ¹⁸	W	3-1	S. 4 East Carolina ²⁵	W	3-0
S. 7 at Coastal Carolina ¹⁸	W	3-0	S. 4 Davidson ²⁵	W	3-0
S. 7 vs. USC-Aiken ¹⁸	W	3-0	S. 4 Coastal Carolina ²⁵	W	3-0
S. 13 vs. Tennessee ¹⁹	L	2-3	S. 5 East Carolina ²⁵	W	3-0
S. 14 vs. Mississippi ¹⁹	L	1-3	S. 9 at #14 Hawaii ²⁶	L	0-3
S. 17 Georgia Southern	W	3-0	S. 10 vs. #4 UCLA ²⁶	L	1-3
S. 20 at Western Carolina	W	3-0	S. 11 vs. #12 Penn State ²⁶	L	0-3
S. 21 Winthrop ²⁰	W	3-0	S. 17 vs. Western Carolina ²⁷	W	3-0
S. 25 West Georgia	W	3-0	S. 17 vs. South Alabama ²⁷	W	3-0
S. 27 vs. Coastal Carolina ¹⁴	W	3-1	S. 18 at Auburn ²⁷	W	3-1
S. 27 at UNC Charlotte ¹⁴	W	3-1	S. 22 Georgia State	W	3-0
S. 28 vs. UNC Wilmington ¹⁴	W	3-1	S. 25 at #25 Florida State	L	0-3
S. 28 vs. Nicholls State ¹⁴	W	3-2	S. 28 Clemson	L	0-3
O. 1 at Georgia State	W	3-1	O. 1 at Georgia State ²³	W	3-0
O. 4 at Georgetown	L	2-3	O. 2 vs. Samford ²³	W	3-0
O. 5 at Maryland	L	1-3	O. 2 vs. Florida Atlantic ²³	W	3-1
O. 10 Clemson	L	2-3	O. 3 Kentucky	L	2-3
O. 12 Western Carolina	W	3-0	O. 5 at Clemson	L	0-3
O. 15 Georgia	L	2-3	O. 8 Virginia	W	3-0
O. 18 vs. Charleston ²¹	W	3-0	O. 9 Maryland	W	3-1

1993 (25-13, 8-6 ACC)

S. 1 UT-Chattanooga	W	3-0	S. 1 at Georgia State	W	3-0
S. 1 at Georgia State	W	3-0	S. 4 East Carolina ²⁵	W	3-0
S. 4 East Carolina ²⁵	W	3-0	S. 4 Davidson ²⁵	W	3-0
S. 4 Davidson ²⁵	W	3-0	S. 4 Coastal Carolina ²⁵	W	3-0
S. 4 Coastal Carolina ²⁵	W	3-0	S. 5 East Carolina ²⁵	W	3-0
S. 9 at #14 Hawaii ²⁶	L	0-3	S. 9 at #14 Hawaii ²⁶	L	0-3
S. 10 vs. #4 UCLA ²⁶	L	1-3	S. 10 vs. #4 UCLA ²⁶	L	1-3
S. 11 vs. #12 Penn State ²⁶	L	0-3	S. 11 vs. #12 Penn State ²⁶	L	0-3
S. 17 vs. Western Carolina ²⁷	W	3-0	S. 17 vs. Western Carolina ²⁷	W	3-0
S. 17 vs. South Alabama ²⁷	W	3-0	S. 17 vs. South Alabama ²⁷	W	3-0
S. 18 at Auburn ²⁷	W	3-1	S. 18 at Auburn ²⁷	W	3-1
S. 22 Georgia State	W	3-0	S. 22 Georgia State	W	3-0
S. 25 at #25 Florida State	L	0-3	S. 25 at #25 Florida State	L	0-3
S. 28 Clemson	L	0-3	S. 28 Clemson	L	0-3
O. 1 at Georgia State ²³	W	3-0	O. 1 at Georgia State ²³	W	3-0
O. 2 vs. Samford ²³	W	3-0	O. 2 vs. Samford ²³	W	3-0
O. 2 vs. Florida Atlantic ²³	W	3-1	O. 2 vs. Florida Atlantic ²³	W	3-1
O. 3 Kentucky	L	2-3	O. 3 Kentucky	L	2-3
O. 5 at Clemson	L	0-3	O. 5 at Clemson	L	0-3
O. 8 Virginia	W	3-0	O. 8 Virginia	W	3-0
O. 9 Maryland	W	3-1	O. 9 Maryland	W	3-1



1994 ACC regular season champions

O. 15 at North Carolina	L	2-3	O. 21 at North Carolina	W	3-1	O. 31 Georgia State	W	3-0
O. 16 at Duke	L	0-3	O. 22 at #18 Duke	L	0-3	N. 5 at North Carolina	W	3-0
O. 20 Tennessee	L	2-3	O. 26 Georgia State	W	3-0	N. 10 Duke	W	3-0
O. 23 at NC State	W	3-1	O. 28 at NC State	W	3-0	N. 11 NC State	W	3-1
O. 29 North Carolina	W	3-0	N. 3 #22 Duke	W	3-2	N. 16 vs. Virginia ⁵	W	3-0
O. 30 #22 Duke	L	2-3	N. 4 North Carolina	W	3-0	N. 17 vs. North Carolina ⁵	W	3-0
O. 31 NC A&T	W	3-0	N. 7 at Georgia State	W	3-0	N. 18 vs. Maryland ⁵	W	3-0
N. 5 #23 Florida State	W	3-1	N. 11 NC State	W	3-1	N. 29 Siena ³⁰	W	3-0
N. 6 NC State	W	3-0	N. 12 Florida State	W	3-0	D. 3 vs. #12 Penn St. ³⁰	L	0-3
N. 12 at Maryland	W	3-0	N. 18 vs. NC State ⁵	W	3-0			
N. 13 at Virginia	W	3-1	N. 19 vs. Clemson ⁵	L	0-3			
N. 19 vs. Maryland ⁵	L	2-3	N. 30 George Mason ³⁰	W	3-1			
D. 3 vs. Kansas ²⁸	W	3-0	D. 3 #3 UCLA ³⁰	L	0-3			
D. 3 vs. Louisiana State ²⁸	L	1-3						
D. 4 vs. Siena ²⁸	W	3-0						
D. 4 vs. Bowling Green ²⁸	W	3-0						

1995 (29-7, 12-2 ACC)

ACC Regular Season Champions			ACC Regular Season Champions		
NCAA Second Round			NCAA Second Round		
S. 1 vs. Charleston Southern ¹¹	W	3-0	S. 1 vs. Kentucky ³¹	W	3-1
S. 1 at UNC Charlotte ¹¹	W	3-0	S. 2 vs. #10 Ohio State ³¹	L	0-3
S. 2 vs. Tennessee Tech ²¹	W	3-1	S. 3 at #12 Colorado ³¹	W	3-2
S. 2 at Davidson ²¹	W	3-0	S. 7 at NE Illinois	W	3-0
S. 2 vs. William & Mary ²¹	W	3-0	S. 8 at #22 Illinois ³²	L	0-3
S. 3 vs. East Tennessee St. ²¹	W	3-0	S. 9 vs. #5 Stanford ³²	L	2-3
S. 3 at Davidson	W	3-0	S. 10 at DePaul	W	3-0
S. 7 at #16 Notre Dame	L	0-3	S. 10 at Chicago State	W	3-0
S. 9 vs. #1 Stanford ²⁹	L	0-3	S. 14 Auburn	W	3-2
S. 10 at #21 Illinois ²⁹	L	0-3	S. 16 vs. Boston College ²⁵	W	3-0
S. 11 at #21 Illinois	L	1-3	S. 16 vs. Providence ²⁵	W	3-0
S. 17 Alabama ²⁵	W	3-1	S. 17 Providence ²⁵	W	3-0
S. 18 Auburn ²⁵	W	3-2	S. 17 Boston College ²⁵	W	3-0
S. 23 at Virginia	W	3-0	S. 22 Florida State	W	3-1
S. 24 at Maryland	L	1-3	S. 23 North Carolina	W	3-1
S. 28 Clemson	W	3-0	S. 26 at Clemson	L	2-3
O. 1 at Florida State	W	3-0	S. 29 at Maryland	L	1-3
O. 6 Central Florida	W	3-0	S. 30 at Virginia	W	3-0
O. 9 Florida Atlantic	W	3-0	O. 6 at Florida State	W	3-0
O. 11 at Clemson	L	0-3	O. 10 Clemson	W	3-0
O. 14 Virginia	W	3-1	O. 13 #8 Notre Dame	W	3-2
O. 15 Maryland	W	3-0	O. 15 #11 Texas	L	0-3
			O. 17 at Georgia State	W	3-0
			O. 20 Maryland	W	3-0
			O. 21 Virginia	W	3-0
			O. 27 at Duke	W	3-2
			O. 28 at NC State	W	3-1



1995 ACC regular season and tournament champions

1996 (32-8, 11-5 ACC)

NCAA Second Round		
A. 30 vs. Cincinnati ³³	W	3-1
A. 31 at Kentucky ³³	W	3-1
S. 5 at Furman ⁶	W	3-0
S. 5 vs. Western Carolina ⁶	W	3-0
S. 6 vs. UNC Asheville ⁶	W	3-0
S. 6 vs. Jacksonville State ⁶	W	3-0
S. 6 vs. Coll. of Charleston ⁶	W	3-0
S. 7 vs. Coll. of Charleston ⁶	W	3-0
S. 7 vs. Campbell ⁶	W	3-0
S. 7 vs. UNC Asheville ⁶	W	3-0
S. 13 at Minnesota ³⁴	W	3-2
S. 14 vs. Arkansas ³⁴	W	3-0
S. 14 vs. Marshall ³⁴	W	3-2
S. 20 Wisc.-Milwaukee ²⁵	W	3-0
S. 21 Auburn ²⁵	L	1-3
S. 25 at Clemson	W	3-0
S. 29 at Florida State	W	3-1
O. 4 at Maryland	L	1-3
O. 5 at Virginia	L	1-3
O. 9 North Carolina	W	3-1
O. 12 NC State	W	3-1
O. 13 Florida State	W	3-1
O. 18 at Wake Forest	W	3-0
O. 19 at Duke	L	0-3
O. 23 Clemson	W	3-0
O. 25 Central Florida	W	3-0
N. 1 Virginia	W	3-1
N. 2 Maryland	L	1-3
N. 4 at Georgia State	W	3-0
N. 8 at NC State	W	3-2
N. 9 at North Carolina	L	1-3
N. 15 Duke	W	3-0
N. 16 Wake Forest	W	3-0
N. 22 Florida State ⁵	W	3-0
N. 23 Duke ⁵	W	3-0
N. 24 #22 Maryland ⁵	L	0-3
D. 4 Coastal Carolina ³⁰	W	3-0
D. 8 vs. #7 Penn St. ³⁰	L	0-3

1997 (19-15, 10-6 ACC)

A. 29 at #5 Long Beach St. ⁵	L	0-3
A. 30 vs. #9 UC-Santa Barbara ³³	L	1-3
S. 1 at Pepperdine	L	0-3
S. 2 at Cal. State Fullerton	W	3-2
S. 5 Bethune Cookman	W	3-0
S. 5 Furman ²⁵	W	3-0
S. 6 Mercer ²⁵	W	3-1
S. 6 Minnesota ²⁵	L	0-3
S. 10 at Illinois State	L	2-3
S. 12 vs. Illinois ³²	L	0-3
S. 13 vs. Duke ³²	L	0-3

Year-by-Year Results

S. 14 at Wisc.-Milwaukee	L	0-3
S. 19 North Florida	W	3-0
S. 20 Georgia State	W	3-0
S. 20 SMU	W	3-0
S. 26 Duke	L	1-3
S. 27 Wake Forest	W	3-1
S. 30 at Clemson	L	1-3
O. 5 at Florida State	L	1-3
O. 10 at NC State	W	3-0
O. 11 at North Carolina	W	3-2
O. 17 Maryland	L	2-3
O. 18 Virginia	L	2-3
O. 24 North Carolina	W	3-2
O. 25 Florida State	W	3-1
O. 26 NC State	W	3-0
O. 31 at Virginia	W	3-0
N. 1 at Maryland	L	2-3
N. 6 Clemson	W	3-1
N. 14 at Wake Forest	W	3-0
N. 15 at Duke	W	3-0
N. 21 vs. North Carolina ⁵	W	3-2
N. 22 vs. Florida State ⁵	W	3-1
N. 23 vs. Clemson ⁵	L	1-3

1998 (22-13, 10-6 ACC)

S. 2 at Arizona State	L	1-3
S. 3 at Saint Mary's	L	1-3
S. 5 at #11 Pacific ³⁶	L	0-3
S. 6 vs. #19 Texas A&M ³⁶	L	1-3
S. 6 vs. Creighton ³⁶	W	3-0
S. 9 at Georgia State	L	1-3
S. 11 Texas-El Paso ²⁵	W	3-1
S. 12 South Alabama ²⁵	W	3-0
S. 12 Toledo ²⁵	W	3-0
S. 17 at Furman	W	3-0
S. 18 vs. South Carolina St. ^W	3-0	
S. 18 vs. UAB ⁶	W	3-0
S. 18 vs. William and Mary ^{6W}	3-1	
S. 19 vs. Coll. of Charleston ^{FW}	3-0	
S. 19 vs. UAB ⁶	W	3-0
S. 19 vs. William and Mary ^{6W}	3-0	
S. 25 North Carolina	L	1-3
S. 27 Florida State	W	3-1
S. 29 NC State	W	3-0
O. 2 at Maryland	W	3-2
O. 3 at Virginia	L	1-3
O. 9 Wake Forest	W	3-0
O. 10 Duke	W	3-2
O. 14 at Clemson	L	0-3
O. 20 at Wake Forest	W	3-2
O. 25 at Duke	W	3-0
O. 27 Clemson	W	3-1
O. 30 at Florida State	L	0-3
N. 3 Mercer	W	3-0
N. 6 Virginia	L	2-3
N. 7 Maryland	W	3-1
N. 12 at NC State	W	3-0
N. 13 at North Carolina	L	0-3
N. 21 vs. Clemson ⁵	L	2-3
N. 27 at Georgia	L	1-3

1999 (17-14, 6-10 ACC)

S. 3 vs. Texas-El Paso ³⁷	W	3-0
S. 4 vs. Ark.-Little Rock ³⁷	W	3-0
S. 4 at Texas-Arlington ³⁷	W	3-0
S. 10 South Carolina ²⁵	L	2-3



2002 ACC Tournament champions

S. 10 #9 UC-Santa Barbara ²⁵	L	0-3
S. 11 Virginia Tech ²⁵	W	3-0
S. 11 Arizona State ²⁵	L	0-3
S. 14 Georgia State	W	3-0
S. 16 Illinois State	W	3-1
S. 17 vs. Winthrop ³⁸	W	3-0
S. 17 vs. Air Force ³⁸	W	3-0
S. 18 vs. Belmont ³⁸	W	3-0
S. 18 at Alabama ³⁸	W	3-1
S. 24 at Wake Forest	W	3-1
S. 28 at Duke	W	3-1
O. 1 #13 Clemson	L	1-3
O. 5 North Carolina	L	1-3
O. 8 NC State	L	2-3
O. 9 Florida State	W	3-0
O. 15 at Virginia	L	1-3
O. 16 at Maryland	L	2-3
O. 22 at NC State	L	2-3
O. 23 at #25 North Carolina	L	1-3
O. 29 Maryland	W	3-0
O. 30 Virginia	W	3-1
N. 2 at #14 Clemson	L	0-3
N. 7 at Florida State	W	3-1
N. 12 Duke	L	1-3
N. 13 Wake Forest	L	0-3
N. 19 vs. Wake Forest ⁵	L	0-3
N. 26 Georgia	W	3-1

2000 (25-8, 13-3 ACC)

ACC Regular Season Co-Champions		
NCAA First Round		
S. 1 at Davidson	W	3-0
S. 1 vs. UNC-Wilmington ²¹	W	3-0
S. 2 vs. Georgia State ²¹	W	3-0
S. 2 at Davidson ²¹	W	3-1
S. 8 #10 Minnesota ²⁵	L	1-3
S. 9 Coastal Carolina ²⁵	W	3-0
S. 10 #9 Pacific ²⁵	L	2-3
S. 12 at Georgia State	W	3-0
S. 12 at UT-Chattanooga	W	3-0
S. 15 vs. Loyola-Chicago ³⁹	W	3-0
S. 16 vs. Massachusetts ³⁹	W	3-0
S. 16 at #3 Colorado State ³⁹	L	0-3
S. 22 at North Carolina	L	2-3
S. 23 at NC State	W	3-1
S. 29 Virginia	W	3-1

S. 30 Maryland	W	3-1
O. 4 at Wake Forest	W	3-0
O. 6 at Duke	W	3-0
O. 10 Clemson	W	3-0
O. 13 at Florida State	W	3-2
O. 15 at Florida A&M	W	3-0
O. 20 Wake Forest	W	3-1
O. 21 Duke	W	3-2
O. 27 at Clemson	W	3-0
N. 3 at Maryland	W	3-0
N. 4 at Virginia	L	2-3
N. 7 NC State	W	3-0
N. 10 Florida State	L	1-3
N. 11 North Carolina	W	3-2
N. 16 vs. NC State ⁵	W	3-0
N. 17 vs. Duke ³⁵	L	2-3
N. 24 at Georgia	W	3-0
D. 1 vs. Colorado ³⁰	L	1-3

2001 (19-8, 12-4 ACC)

NCAA First Round		
A. 31 vs. Texas Tech ⁴⁰	W	3-0
A. 31 at #21 Utah ⁴⁰	L	0-3
S. 1 vs. Rhode Island ⁴⁰	W	3-0
S. 7 #12 Colorado State ²⁵	L	1-3
S. 8 LSU ²⁵	W	3-0
S. 9 Georgetown ²⁵	W	3-0
S. 18 Duke	L	2-3
S. 22 Florida State	W	3-0
S. 23 Wake Forest	W	3-1
S. 28 Clemson	W	3-0
O. 2 at NC State	W	3-1
O. 7 at North Carolina	L	0-3
O. 12 Maryland	W	3-2
O. 13 Virginia	W	3-0
O. 14 Arkansas	W	3-1
O. 19 at Wake Forest	W	3-2
O. 20 at Duke	L	1-3
O. 23 at Clemson	W	3-1
O. 27 at Florida A&M	W	3-1
O. 28 at Florida State	L	2-3
N. 2 North Carolina	W	3-2

Bond Shymansky
172-64 • 729
2002-09 • 7 years

2002 (33-6, 13-3 ACC)

ACC Tournament Champions		
NCAA Second Round		
A. 30 vs. Villanova ⁴¹	W	3-0
A. 30 vs. Rice ⁴¹	W	3-0
A. 31 vs. #14 Northern Iowa ⁴¹	L	1-3
A. 31 at George Mason ⁴¹	W	3-0
S. 6 Florida A&M ²⁵	W	3-1
S. 6 #22 Louisville ²⁵	W	3-0
S. 7 Miami (Ohio) ²⁵	W	3-1
S. 10 at Georgia	W	3-1
S. 13 vs. #19 Michigan St. ^{42W}	3-1	
S. 14 at South Florida ⁴²	L	2-3
S. 14 vs. #24 Kansas State ^{42W}	3-1	
S. 17 at Georgia State	W	3-0
S. 17 at Chattanooga	W	3-0
S. 20 Alabama ⁴³	W	3-2
S. 21 Florida International ^{43W}	3-0	
S. 21 Cornell ⁴³	W	3-0
S. 27 at Maryland	W	3-1
S. 28 at Virginia	W	3-0
O. 1 NC State	W	3-0
O. 5 #11 North Carolina	L	2-3
O. 6 Florida State	W	3-2
O. 11 at Clemson	W	3-2
O. 15 at Duke	L	2-3
O. 19 at Wake Forest	W	3-1
O. 25 Virginia	W	3-0
O. 26 Maryland	W	3-1
N. 1 at #13 North Carolina	L	2-3
N. 2 at NC State	W	3-0
N. 5 Clemson	W	3-1
N. 8 at Florida State	W	3-0
N. 10 at Florida A&M	W	3-0
N. 15 Wake Forest	W	3-0
N. 16 Duke	W	3-1
N. 22 Wake Forest ⁵	W	3-0
N. 23 Duke ⁵	W	3-1
N. 24 Florida State ⁵	W	3-1
N. 29 Florida A&M	W	3-0
D. 5 vs. Florida A&M ³⁰	W	3-0
D. 6 at #10 Minnesota ³⁰	L	1-3

2003 (34-4, 15-1 ACC)

ACC Regular Season Champions		
NCAA Region Final		
A. 29 Northwestern ²⁵	W	3-0
A. 30 Coastal Carolina ²⁵	W	3-0
A. 30 Alabama ²⁵	W	3-0
S. 5 vs. Temple ⁴⁴	W	3-0

S. 7 vs. Western Michigan ^{44W}	3-0	
S. 12 vs. #17 Michigan St. ^{45W}	3-0	
S. 13 vs. #13 Santa Clara ^{45W}	3-0	
S. 14 at #5 Nebraska ⁴⁵	W	3-2
S. 19 #24 Wisconsin ⁴³	W	3-2
S. 20 Western Carolina ⁴³	W	3-0
S. 20 South Florida ⁴³	W	3-0
S. 23 at NC State	W	3-0
S. 28 at North Carolina	W	3-0
O. 3 Maryland	W	3-1
O. 4 Georgia State	W	3-0
O. 4 Virginia	W	3-0
O. 10 at Wake Forest	W	3-0
O. 11 at Duke	W	3-0
O. 14 at Clemson	W	3-0
O. 18 at Florida State	W	3-0
O. 24 North Carolina	W	3-1
O. 25 NC State	W	3-1
O. 31 at Virginia	W	3-0
N. 1 at Maryland	L	2-3
N. 4 Duke	W	3-0
N. 8 Florida State	W	3-0
N. 9 Wake Forest	W	3-0
N. 12 Georgia	W	3-0
N. 15 Clemson	W	3-1
N. 21 vs. Florida State ⁵	W	3-1
N. 22 vs. Virginia ⁵	W	3-0
N. 23 vs. Maryland ⁵	L	1-3
N. 28 vs. Long Beach St. ⁴⁶	L	2-3
N. 29 vs. San Jose State ⁴⁶	W	3-0
D. 4 Alabama A&M ³⁰	W	3-0
D. 5 Florida A&M ³⁰	W	3-0
D. 12 vs. #8 California ³⁰	W	3-1
D. 13 at #2 Hawaii ³⁰	L	1-3

2004 (27-7, 16-0 ACC)

ACC Regular Season Champions		
NCAA Region Semifinals		
A. 27 vs. #1 USC ⁴⁷	L	0-3
A. 28 vs. #11 Colorado State ⁴⁷	L	1-3
S. 3 vs. Purdue ⁴⁸	L	1-3
S. 4 at #23 Wisconsin ⁴⁸	L	2-3
S. 10 Xavier ⁴³	W	3-0
S. 11 Tennessee Tech ⁴³	W	3-0
S. 12 Ohio State ⁴³	L	0-3
S. 17 at Miami (Ohio) ⁴⁹	W	3-0
S. 18 vs. Middle Tenn. State ⁴⁹	W	3-0
S. 19 vs. IPFW ⁴⁹	W	3-0
S. 24 North Carolina	W	3-0
S. 25 NC State	W	3-0
S. 28 at Clemson	W	3-1
O. 3 at Virginia Tech	W	3-0
O. 8 at Wake Forest	W	3-0
O. 9 at Duke	W	3-0
O. 15 Virginia	W	3-1
O. 16 Maryland	W	3-0
O. 19 at Georgia State	W	3-1
O. 22 at NC State	W	3-0
O. 23 at North Carolina	W	3-1
O. 29 Florida State	W	3-1
O. 30 Miami	W	3-0



2000 ACC regular season co-champions



2003 ACC regular season champions

Year-by-Year Results



2004 ACC regular season champions

N. 1 UCF	W 3-0	20 at Virginia Tech	W 3-0
N. 5 Duke	W 3-0	O. 21 at Virginia	L 2-3
N. 7 Wake Forest	W 3-0	O. 27 #25 Duke	W 3-2
N. 12 at Maryland	W 3-0	O. 28 Wake Forest	W 3-1
N. 13 at Virginia	W 3-0	N. 3 at Miami	W 3-2
N. 19 vs. Clemson ⁵	L 1-3	N. 5 at Florida State	W 3-1
N. 23 at Georgia	W 3-0	N. 10 at NC State	W 3-0
N. 26 Winthrop	W 3-0	N. 12 at North Carolina	W 3-2
D. 3 Georgia ³⁰	W 3-0	N. 14 Clemson	W 3-2
D. 4 #16 UCSB ³⁰	W 3-0	N. 17 Boston College	W 3-1
D. 10 at #4 Minnesota ³⁰	L 2-3	N. 18 Maryland	W 3-2
		N. 24 Virginia Tech	L 1-3
		N. 25 Virginia	L 0-3

O. 11 Wake Forest	W 3-0
O. 17 at Maryland	W 3-0
O. 19 at Boston College	W 3-0
O. 24 at NC State	W 3-0
O. 26 at North Carolina	L 1-3
O. 31 Virginia Tech	W 3-0
N. 1 Virginia	W 3-0
N. 7 at Wake Forest	W 3-2
N. 8 Duke	L 2-3
N. 14 at Miami	L 2-3
N. 16 at Florida State	L 1-3
N. 21 Boston College	W 3-0
N. 22 Maryland	W 3-0
N. 28 Clemson	L 2-3

Tonya Johnson
39-24 • .619
2009- Pres. • 2 years

2009 (22-10, 16-6 ACC)

A. 28 GEORGIA ⁵³	W 3-2
A. 29 AUSTIN PEAY ⁵³	W 3-0
A. 29 MERCER ⁵³	W 3-0
S. 4 at MTSU ⁶⁰	L 1-3
S. 5 vs OHIO ⁶⁰	L 2-3
S. 5 vs Northern Illinois ⁶⁰	W 3-0
S. 11 CLEMSON ⁶¹	W 3-2
S. 12 S.E. MISSOURI ⁶¹	W 3-1
S. 12 MISSISSIPPI ⁶¹	W 3-1
S. 18 at Denver ⁶²	L 1-3
S. 19 vs #9 Minnesota ⁶²	L 1-3
S. 25 NC STATE	W 3-0
S. 27 NORTH CAROLINA	W 3-0
O. 2 at #17 Florida State	W 3-2
O. 4 at Miami	L 2-3
O. 9 MARYLAND	W 3-0
O. 10 BOSTON COLLEGE	W 3-0
O. 16 at Virginia Tech	L 0-3
O. 17 at Virginia	W 3-1
O. 23 WAKE FOREST	W 3-0
O. 24 DUKE	L 2-3
O. 30 at North Carolina	W 3-1
O. 31 at NC State	W 3-0
N. 6 at Boston College	W 3-0
N. 8 at Maryland	W 3-0
N. 13 MIAMI	L 2-3
N. 14 #15 FLORIDA STATE	L 0-3
N. 20 VIRGINIA	W 3-0
N. 21 VIRGINIA TECH	W 3-0
N. 27 at Clemson	W 3-2
D. 4 vs Baylor	L 0-3

2010 (22-10, 16-6 ACC)

A. 27 Indiana ⁶⁰	L 2-3
A. 28 Alabama A&M ⁶⁰	W 3-0
A. 28 UAB ⁶⁰	W 3-0
S. 3 vs. ORU ⁶²	W 3-0
S. 3 vs. LMU ⁶²	L 2-3
S. 4 at Kansas State ⁶²	L 0-3
S. 10 vs. FGCU ⁶³	W 3-0
S. 11 vs. #9 Washington ⁶³	L 0-3
S. 11 at Georgia ⁶³	W 3-2
S. 17 at Clemson ⁵⁹	L 2-3
S. 18 vs. Florida A&M ⁵⁹	W 3-0
S. 18 vs. Georgia State ⁵⁹	W 3-0
S. 24 Duke	L 2-3
S. 26 Wake Forest	L 0-3
O. 1 at Virginia	W 3-1
O. 2 at Virginia Tech	W 3-2
O. 8 at Miami	W 3-2
O. 10 at #20 Florida State	W 3-0
O. 15 North Carolina	W 3-1
O. 17 NC State	W 3-1
O. 22 Boston College	W 3-0
O. 23 Maryland	L 0-3
O. 26 MTSU	L 1-3
O. 29 at Wake Forest	W 3-0
O. 30 at Duke	L 0-3
N. 5 Florida State	L 0-3
N. 6 Miami	W 3-1
N. 12 Virginia Tech	L 0-3
N. 14 Virginia	W 3-0
N. 19 at NC State	L 1-3
N. 21 at North Carolina	L 2-3
N. 26 Clemson	W 3-2

2005 (16-15, 12-10 ACC)

S. 2 at Northwestern ⁵⁰	L 0-3
S. 2 vs. #17 Arizona ⁵⁰	L 0-3
S. 3 vs. Winthrop ⁵⁰	W 3-1
S. 9 George Washington ^{51W}	W 3-1
S. 10 Long Island ⁵¹	W 3-1
S. 11 Western Kentucky ⁵¹	L 0-3
S. 17 vs. Michigan ⁵²	L 0-3
S. 18 at Georgia ⁵²	L 0-3
S. 23 Wake Forest	W 3-1
S. 24 Duke	L 1-3
S. 30 at Florida State	W 3-2
O. 2 at Miami	W 3-2
O. 7 #25 Maryland	W 3-2
O. 8 Georgia State	W 3-0
O. 8 Boston College	W 3-0
O. 14 at North Carolina	L 0-3
O. 15 at NC State	W 3-1
O. 18 Clemson	W 3-0
O. 21 Virginia Tech	W 3-2
O. 22 Virginia	W 3-2
O. 28 at Duke	L 0-3
O. 29 at Wake Forest	L 1-3
N. 4 Miami	L 0-3
N. 5 Florida State	L 0-3
N. 11 NC State	W 3-1
N. 12 North Carolina	L 1-3
N. 15 at Clemson	W 3-2
N. 18 at Boston College	L 1-3
N. 19 at Maryland	L 1-3
N. 25 at Virginia Tech	L 1-3
N. 26 at Virginia	W 3-1

2006 (20-12, 12-10 ACC)

S. 1 Mississippi State ⁵³	L 1-3
S. 1 Georgia ⁵³	W 3-2
S. 2 Georgia State ⁵³	W 3-0
S. 2 Northern Iowa ⁵³	W 3-2
S. 8 vs. Villanova ⁵⁴	W 3-1
S. 8 vs. Toledo ⁵⁴	W 3-1
S. 9 at Kentucky ⁵⁴	L 1-3
S. 15 South Florida ⁵⁵	W 3-0
S. 16 Stetson ⁵⁵	W 3-0
S. 16 Sam Houston State ^{55W}	W 3-0
S. 22 at Wake Forest	L 0-3
S. 23 at Duke	L 1-3
S. 29 Florida State	L 2-3
S. 30 Miami	L 1-3
O. 6 at Maryland	L 2-3
O. 8 at Boston College	L 1-3
O. 13 North Carolina	W 3-0
O. 14 NC State	W 3-0
O. 14 at Clemson	L 0-3

Overall Record: 629-432 (.593)

30 Years

Division I Record: 564-380 (.597)

26 Years

Neutral Sites Key

- 1 - Columbus Tournament
- 2 - @ Oglethorpe University
- 3 - West Georgia Invitational
- 4 - Tuskegee Tournament
- 5 - ACC Tournament
- 6 - Furman Invitational
- 7 - UAB Tournament
- 8 - Central Florida Tournament
- 9 - Winthrop Tournament
- 10 - Jacksonville Tournament
- 11 - UNC Charlotte Tournament
- 12 - Peach State Tournament
- 13 - New Orleans/Days Inn Classic
- 14 - UNC Charlotte/Tachikara Invitational
- 15 - Tennessee Tech Invitational
- 16 - @ Western Carolina
- 17 - @ Virginia
- 18 - Coastal Carolina Beach Classic
- 19 - Hilton Head Super Smash Tournament
- 20 - @ Marist School
- 21 - Davidson Invitational
- 22 - UC Santa Barbara Invitational
- 23 - Georgia State Invitational
- 24 - @ West Georgia
- 25 - Courtyard by Marriott Classic
- 26 - Hawaiian Airlines Classic
- 27 - Auburn Classic
- 28 - NIVC Tournament
- 29 - Illinois Classic
- 30 - NCAA Tournament
- 31 - Powerbar Colorado Invitational
- 32 - Mizuno USA Cup
- 33 - Kentucky Classic
- 34 - Minnesota Invitational
- 35 - Long Beach State Invitational
- 36 - Pacific-Nike Invitational
- 37 - Jason's Deli/UT Arlington Tournament
- 38 - Crimson Tide Classic
- 39 - Colorado State/Coors Light Classic
- 40 - Utah Classic Tournament
- 41 - George Mason Invitational
- 42 - South Florida Tournament
- 43 - Georgia Tech Invitational
- 44 - Ohio State Buckeye Classic
- 45 - US Bank/Arby's Nebraska Invitational
- 46 - Baden Thanksgiving Tournament
- 47 - NACWAA Classic
- 48 - Badger Challenge
- 49 - Miami University Invitational
- 50 - Four Points University Plaza Wildcat Classic
- 51 - Georgia Tech Renaissance Invitational
- 52 - University of Georgia Invitational
- 53 - Regency Suites/Georgia Tech Invitational
- 54 - University of Kentucky Tournament
- 55 - Regency Suites/Georgia Tech Classic
- 56 - Arkansas Clarion Inn Invitational
- 57 - Michigan/Nike Invitational
- 58 - Magnolia Invitational at Ole Miss
- 59 - Clemson Classic
- 60 - Middle Tennessee Blue Raider Bash
- 61 - GT Courtyard Marriott Classic
- 62 - Pioneer Classic (Denver, Colo.)
- 62 - Varney's Kansas State Invite
- 63-Bulldog Invitational



David Houser (1980-81)

Year Overall	Pct.	ACC	Pct.
1980 23-16	.590		
1981 20-20	.500		
<hr/>			
43-36	(.544)		



Mary Ann Ingram (1982-83)

Year Overall	Pct.	ACC	Pct.
1982 22-16	.579		
1983 3-24	.111	0-7	.000
<hr/>			
25-40	(.385)	0-7	(.000)



Terry Chambers (1984)

Year Overall	Pct.	ACC	Pct.
1984 4-22	.154	0-7	.000
<hr/>			
4-22	(.154)	0-7	(.000)



Judy Sackfield (1985-90)

Year Overall	Pct.	ACC	Pct.
1985 4-26	.133	0-7	.000
1986 8-20	.286	0-7	.000
1987 18-20	.474	0-6	.000
1988 20-16	.556	0-6	.000
1989 17-20	.459	0-6	.000
1990 8-30	.211	0-6	.000
<hr/>			
75-132	(.362)	0-38	(.000)



Shelton Collier (1991-2001)

Year Overall	Pct.	ACC	Pct.
1991 27-9	.750	3-4	.429
1992 30-10	.750	4-3	.571
1993 25-13	.658	8-6	.571
1994 26-9 ¹	.743	*11-3	.786
1995 29-7 ¹	.806	*^12-2	.857
1996 32-8 ¹	.800	11-5	.688
1997 19-15	.559	10-6	.625
1998 22-13	.629	10-6	.625
1999 17-14	.548	6-10	.375
2000 25-8 ¹	.758	*13-3	.813
2001 19-8 ¹	.704	12-4	.750
<hr/>			
271-114	(.704)	100-52	(.658)



Bond Shymansky (2002-08)

Year Overall	Pct.	ACC	Pct.
2002 33-6 ¹	.846	^13-3	.813
2003 34-4 ¹	.895	*15-1	.938
2004 27-7 ¹	.794	*16-0	1.000
2005 16-15	.516	12-10	.545
2006 20-12	.625	12-10	.545
2007 22-10	.688	16-6	.727
2008 20-10	.667	12-8	.600
<hr/>			
172-64	(.729)	96-38	(.716)



Tonya Johnson (2009-Pres.)

Year Overall	Pct.	ACC	Pct.
2009 21-10	.677	15-5	.750
2010 18-14	.563	11-9	.550
<hr/>			
39-24	.619	26-14	.650

Coaching History