

A dynamic action shot of three Georgia Tech women's basketball players. In the foreground, Aaliyah Whiteside (Guard, jersey number 2) is dribbling the ball with a determined expression. Behind her, Zaire O'Neil (Forward) is also dribbling. To the right, Roddreka Rogers (Forward, jersey number 4) is shown in a powerful stance. The background is a blurred, high-speed shot of the court floor, creating a sense of intense movement. The Georgia Tech logo is visible in the upper right corner.

ZAIRE O'NEIL
Forward

AALIYAH WHITESIDE
Guard

RODDREKA ROGERS
Forward

GEORGIA TECH

2015-16 WOMEN'S BASKETBALL



GEORGIA TECH ATHLETIC ASSOCIATION

150 Bobby Dodd Way NW
Atlanta, GA 30332
404-894-5400
www.RamblinWreck.com
Twitter: @GTathletics
Facebook: GTathletics
Instagram: @GTathletics
YouTube: RamblinWreckTube

CREDITS

EDITORS

Brittany McCormick, Lauren Rupert, Jack Shields

COMPILATION

Brittany McCormick

PHOTOGRAPHY

Danny Karnik
Mollie McClure

© 2015, Georgia Tech Athletic Association



2015-16 GEORGIA TECH WOMEN'S BASKETBALL QUICK FACTS

GENERAL

Full Name:	Georgia Institute of Technology
Location:	Atlanta, Ga.
Founded:	1885
Enrollment:	21,000
Nicknames:	Ramblin' Wreck, Yellow Jackets
Colors:	Old Gold and White
Arena (Cap.):	McCamish Pavilion (8,600)
President:	Dr. G. P. "Bud" Peterson
Athletics Director:	Mike Bobinski
Faculty Ath. Representative:	Dr. Reginald DesRoches
SWA:	Theresa Wenzel

COACHING STAFF

Head Coach:	MaChelle Joseph
Years at Tech:	13th
Twitter:	@GT_Coach_Jo
Career Record:	232-149 (.609)
Record at Tech:	Same
Alma Mater:	Purdue, 1992
Assistant Coaches:	Kevin Morrison, Rob Norris, M.L. Willis
Director of WBB Ops:	Catherine Greene

TEAM INFORMATION

2014-15 Overall Record:	19-15
2014-15 ACC Record:	7-9
2014-15 Home Record:	11-6
2014-15 Road Record:	6-6
2014-15 Neutral Record:	2-3
Letterwinners R/L:	8/4
Starters R/L:	4/1
Newcomers	7

HISTORY

First Year:	1974-75 (42nd season)
Overall Record:	607-576 (.513)
ACC Record:	187-336 (.358)
ACC Tournament Record:	15-36
Postseason Record:	13-21 (NCAA, WNIT & AIAW)
NCAA Appearances/Last:	9, 2014
NCAA Tournament Record:	5-9
WNIT Record:	6-4
All-Time Home Record:	315-196
All-Time Road Record:	154-251
All-Time Neutral Record:	69-71

TABLE OF CONTENTS

INFORMATION

Quick Facts	1FC
Communications & PR	2
McCamish Pavilion	3
2015-16 Preview	4
INFOGRAPHIC: MaChelle Joseph	5
INFOGRAPHICS: Roddreka Rogers & Aaliyah Whitside	6-7
Tech in the Community	8

MEET THE TEAM

2015-16 Team Picture and Roster	10
Student-Athlete Profiles	11-25
Coaches Profiles	26-31
Administration	32-33

SEASON IN REVIEW

2014-15 Season In Review	35
2014-15 Results	36
Game-by-Game Stats	37
Individual Stats	38
Superlatives	39
Box Scores	40-48

HISTORY

Year-by-Year Records	50
Year-by-Year Results	51-56
All-time Letterwinners and Coaches	57-58
All-time Series History	59-60
GT vs. the Conferences	61-62
Joseph vs. Opponents	63
Series History	64-73
Rankings History	74-75
ACC Tournament Results	76
Post-season Results	77
Honors and Awards	78-80
#ProJackets	81

THE ATLANTIC COAST CONFERENCE

2013-14 ACC Stat Leaders	55-56
Tech in the ACC Tournament	57-58
The ACC Tournament	59
Georgia Tech's ACC Honors	60

RECORDS

Tech Records	83-86
Individual Records	86-88
Opponent Records	88-89
Career Leaders	90
Records By Class	91
Annual Leaders	92-93
Year-by-Year Stats	94-95
The Last Time	96
1,000 Point Scorers	97
NCAA Tournament Record Book	98-103

MEDIA INFORMATION

Georgia Tech's practices are closed to the public and the media, but the Yellow Jackets' players and coaches are available to the media by request before or after practices. The weekly practice schedule varies once the season begins.

- TV stations occasionally will be able to shoot B-roll during practices and all requests should go through Brittany McCormick in the Georgia Tech Athletic Communications Office.

- All interview requests should be made through McCormick at least 24 hours in advance. Media are asked not to contact players directly either by phone or email. Players are not available on gamedays until after the game.

RELEASES/PHOTOS BY EMAIL

All Georgia Tech women's basketball releases, statistics, game notes and media advisories are distributed via email to a list maintained by the athletic communications office. Media wishing to be added to this list should send a request to Brittany McCormick (bmccormick@athletics.gatech.edu). Photographs are available upon request.

RAMBLINWRECK.COM / SOCIAL MEDIA

- RamblinWreck.com - Georgia Tech's official website is continuously updated with all of Tech's releases, statistics, game notes, biographies and other information. Game notes and bio updates are generally posted at least 24 hours prior to each game, while updated statistics and box scores are posted following each game.

- Twitter (@GTWBB), Instagram (@GTWBB), Facebook - Georgia Tech women's basketball information and updates will also be posted to the team's Twitter, Instagram and Facebook pages, along with photos and behind-the-scenes activities.

- The Good Word (formerly Sting Daily) - Feature stories and other news on Yellow Jacket women's basketball, along with all other Georgia Tech sports, can also be found in Tech's newsletter that is distributed four times a week. Subscriptions are free.

MEDIA CREDENTIALS FOR HOME GAMES

- Media credentials are issued to accredited members of the working media only. Working space is limited, and children, spouses and other non-workers will not be granted credentials or access to media areas.

- Media seating and workspace at McCamish Pavilion is in the upper level, section 211, and the media entrance to the arena is through the west entrance off of Fowler Street. Media will call is located at the ticket booth by the west entrance.

- Requests for credentials should be made in writing via email at least 24 hours in advance of each game to Brittany McCormick. Credentials will not be mailed. They can be picked up the night of the game at the media entrance.

- Photo credentials are granted to still photographers and videographers on assignment for a media agency only. Admission to courtside is by FLOOR or PHOTO pass only, and photographer positions are at the discretion of the basketball game officials and the media relations staff.

DIRECTIONS TO MCCAMISH PAVILION AND THE ZELNAK CENTER

- Going South on I-75: Take exit 250 (16th/14th/10th Streets) and follow through light at 14th Street. Stay to the right and follow to 10th Street, where McCamish Pavilion is straight ahead. Turn right to access the parking areas other than the main lot.

- Going South on I-85: Take exit 84 (17th/14th/10th Streets). You will stay to the left immediately upon exiting the interstate, but will need to move to the right after 16th Street. Follow until you reach 10th Street where McCamish Pavilion will be in front of you. Take a right on 10th Street and an immediate left on Fowler Street and access the main arena parking lot off of 8th Street.

- Going North on I-75/85: Take the 10th Street exit (250). Turn left on 10th Street and after you cross the bridge, McCamish Pavilion will be on your left. Just past the arena, turn left at Fowler Street (first traffic light). Take first left at 8th Street and follow to main arena parking lot.

NCAA INFRACTIONS

In July of 2011, the National Collegiate Athletic Association (NCAA) Division I Committee on Infractions found the Georgia Institute of Technology men's basketball and football programs responsible for committing violations of NCAA legislation.

The Institute was cited for a lack of cooperation during the investigation, a failure to meet the conditions and obligations of membership, and preferential treatment violations. Also cited were additional violations in the men's basketball program related to the conduct of a nonscholastic men's basketball tournament on campus. The NCAA public report further details all of the findings.

Penalties Included:

- Public reprimand and censure.
- Four years of probation from July 14, 2011 through July 13, 2015.
- A \$100,000 financial penalty.
- A reduction of two men's basketball recruiting days during the 2011 summer evaluation period (self-imposed by the Institute).
- A limit of 10 official visits for the men's basketball program for the 2011-12 and 2012-13 academic years, respectively.
- Vacation of contests won by the football team during the 2009 season after November 24, which is when the university was alerted to potential eligibility issues.

Additionally, in September of 2014 the NCAA Division I Committee on Infractions cited the Institute for a failure to monitor recruiting activities, and the football, men's basketball, and women's basketball programs were cited for recruiting violations surrounding impermissible telephone calls and text messages sent to prospective student-athletes. The NCAA accepted the Institute's self-imposed penalties. The NCAA public report further details all of the findings.

Penalties Included:

- Public reprimand and censure.
- Two additional years of probation, extending through July 13, 2017.
- Recruiting restrictions during the 2012-13 academic year, including telephone call restrictions and a reduction in off-campus recruiting opportunities (self-imposed by the Institute).

As a result of the exhaustive investigation and review process and because of Georgia Tech's steadfast commitment to compliance, the Institute completely revamped and enhanced its athletics compliance operation and staffing. A robust monitoring system was implemented and a more frequent and meaningful rules education program was established across all sports. The Institute remains committed to operating all of its athletics programs within the letter and spirit of NCAA, ACC, and Institute rules and regulations.

COMMUNICATIONS & PUBLIC RELATIONS



CHRIS YANDLE

Assistant AD
Communications & Public Relations



MIKE STAMUS

Associate Director
Communications & Public Relations



MIKE DeGEORGE

Assistant Director
Communications & Public Relations



BRITTANY McCORMICK

Assistant Director
Communications & Public Relations



LAUREN RUPERT

Assistant Director
Communications & Public Relations



BRAD MALONE

Director of Digital Media



AARON DeWALL

Graphic Designer



SIMIT SHAH

Social Media

GEORGIA TECH COMMUNICATIONS & PUBLIC RELATIONS

Arthur B. Edge Jr. Intercollegiate Athletics Center

150 Bobby Dodd Way NW, Atlanta, GA 30332

Phone: 404-894-5445 | www.RamblinWreck.com

COMMUNICATIONS & PUBLIC RELATIONS

CHRIS YANDLE Assistant AD / Communications & Public Relations

Alma Mater: Louisiana-Lafayette, 2004 | **Joined GTAA:** August 2014

Office: 404-894-6283 | **Cell:** 404-702-7886 | **Email:** cyandle@athletics.gatech.edu | [@ChrisYandle](https://twitter.com/ChrisYandle)

MIKE STAMUS Associate Director

Responsibilities: Men's Basketball, Golf, Men's Tennis, Football Credentials

Alma Mater: Virginia Tech, 1983 | **Joined GTAA:** August 1983

Office: 404-894-5445 | **Cell:** 404-218-9723 | **Email:** mstamus@athletics.gatech.edu | [@BusterStamus](https://twitter.com/BusterStamus)

MIKE DeGEORGE Assistant Director

Responsibilities: Football¹, Baseball

Alma Mater: Dayton, 2005 | **Joined GTAA:** August 2012

Office: 404-894-5445 | **Cell:** 404-263-9478 | **Email:** mdegeorge@athletics.gatech.edu | [@MikeDeGeorge](https://twitter.com/MikeDeGeorge)

BRITTANY McCORMICK Assistant Director

Responsibilities: Football², Women's Basketball, Women's Tennis

Alma Mater: Michigan State, 2012 | **Joined GTAA:** July 2013

Office: 404-894-5445 | **Cell:** 908-839-7274 | **Email:** bmccormick@athletics.gatech.edu | [@britt_mccormick](https://twitter.com/britt_mccormick)

LAUREN RUPERT Assistant Director

Responsibilities: Volleyball, Softball

Alma Mater: Pittsburgh, 2011 | **Joined GTAA:** July 2012

Office: 404-894-5445 | **Cell:** 724-516-4577 | **Email:** lrupert@athletics.gatech.edu | [@Lauren_Rupert](https://twitter.com/Lauren_Rupert)

JOHN SHIELDS Intern

Responsibilities: Track & Field / Cross Country, Swimming & Diving

Alma Mater: Oklahoma, 2012 | **Joined GTAA:** July 2015

Office: 404-894-5445 | **Cell:** 405-620-7109 | **Email:** xxx | [xxx](https://twitter.com/xxx)

DIGITAL MEDIA

BRAD MALONE Director of New Media

Alma Mater: Georgia Tech, 2009

Office: 404-894-4461 | **Email:** bmalone@athletics.gatech.edu | [@GT_Brad](https://twitter.com/GT_Brad)

AARON DeWALL Graphic Designer

Alma Mater: Fresno State, 2001

Office: 404-894-0539 | **Email:** adewall@athletics.gatech.edu | [@adewall](https://twitter.com/adewall)

SIMIT SHAH Social Media

Alma Mater: Georgia Tech, 1999 | **Email:** sshah@athletics.gatech.edu | [@simit_shah](https://twitter.com/simit_shah)

MCCAMISH PAVILION



McCamish Pavilion (8,600)

MCCAMISH PAVILION HIGHLIGHTS

- Groundbreaking: May 5, 2011
- Opening: October, 2012
- Capacity: 8,600
- Club seating
- Center-hung scoreboard
- Primarily chairback seating
- Grand entrance (10th & Fowler)
- Alexander Memorial Courtyard (on Fowler Street)
- Theatrical lighting
- 2,500 cubic yards of concrete removed
- 3,000 cubic yards of concrete installed
- 500 tons of new steel installed
- Over 1 mile of new railing installed
- 20,000 gallons of paint
- 2,000 feet of new mechanical piping
- 2,500 feet of new ductwork
- \$4M in new audio-visual and scoreboards
- 50 TV's throughout the concourse and Callaway Club
- Farthest distance material has traveled to get on site: 4,835 miles
- Shortest distance material has traveled to get on site: 1 mile
- Number of Tech alumni involved in the project: Over 100
- Number of days construction took: 520
- Number of 1950's old style Coke bottles found while installing the underground foundations: 11
- Number of new staircases: 13
- Number of new sports lights for the competition floor: Over 300
- 270-degree court view from concourse

WOMEN'S BASKETBALL IN MCCAMISH

HISTORY

Record in McCamish Pavilion (3 seasons): 29-18 (.617)

First Game in McCamish Pavilion: L, 54-71 vs. #20/16 Tennessee, Nov. 11, 2012

Most Points Scored in McCamish Pavilion: 105 vs. Morgan State, Nov. 16, 2014

Largest Home Crowd in McCamish Pavilion: 5,517 vs. #20/16 Tennessee, Nov. 11, 2012

LARGEST HOME CROWDS

Includes both Alexander Memorial Coliseum and McCamish Pavilion

1.	11/21/10	#1/1 UConn	L, 71-51	7,325
2.	2/8/95	#11/11 UNC	L, 84-62	6,621
3.	12/5/08	Georgia	W, 57-42	6,212
4.	2/7/99	#9/11 Duke	L, 74-73	6,058
5.	11/11/12	#20/16 Tenn.	L, 54-71	5,517
6.	1/23/93	#10 Virginia	L, 107-81	4,158
7.	2/21/93	Wake Forest	W, 85-72	4,136
8.	2/16/03	Virginia	L, 56-54	4,044
9.	1/26/02	Clemson	W, 83-78	3,965
10.	12/13/09	MVSU	W, 89-41	3,864
11.	1/20/96	#7/7 Virginia	L, 79-58	3,849
12.	1/8/04	#1/2 Duke	L, 45-77	3,833
13.	2/11/96	Wake Forest	W, 75-65	3,827
14.	2/18/99	#17/17 Virginia	L, 73-86	3,812
15.	1/13/03	#1/1 Duke	L, 59-79	3,592
16.	1/9/00	#14/10 Duke	L, 45-64	3,512
17.	2/27/94	Duke	W, 64-56	3,385
18.	2/10/08	#3/3 UNC	L, 61-75	3,257

Bold = McCamish Pavilion



Located right on campus in the heart of Midtown Atlanta

2015-16 PREVIEW

THE 2015-16 SEASON

The 2015-16 season marks the 13th under the direction of head coach MaChelle Joseph and the 42nd season of Georgia Tech women's basketball. The Yellow Jackets return eight letterwinners and four starters from last year's squad that went 19-15 overall, 7-9 in the ACC and made it to the second round of the WNIT. Coach Joseph welcomes five freshmen and two transfers to this year's team.

Joseph became the all-time winningest coach in Georgia Tech women's basketball history last year and has a career record of 232-149 and the highest winning percentage in Yellow Jacket history at 60.9 percent.

APPROACHING MILESTONES

Senior Aaliyah Whiteside is set up to become the 29th Yellow Jacket to score 1,000 career points. The Memphis, Tenn., native currently has 936 career points. Fellow senior Roddreka Rogers is on pace to crack into the top 10 of Georgia Tech's all-time leading rebounder. Rogers has accumulated 709 boards in her three seasons so far. She needs just 52 rebounds to surpass Sasha Goodlett for 10th place on Georgia Tech's career list. In order to become GT's all-time leading rebounder, Rogers needs 331 boards this season. She tallied 335 in her junior year.

ALL OVER THE WORLD

Georgia Tech's roster boasts players from seven different states and six different countries. Junior Katarina Vuckovic (Smederevo, Serbia), junior Elo Edeferioka (Warri, Nigeria), sophomore Simina Avram (Brasov, Romania), freshman Chelsea Guimaraes (Almada, Portugal), graduate student Irene Gari (Oliva, Spain) and sophomore Antonia Peresson (Pordenone, Italy) are Georgia Tech's six international student-athletes.

This past summer, Peresson represented her home country at the U20 European Championship in Lanzarote, Spain. Edeferioka competed with the Nigerian National Team during the end of September, beginning of October in the Afrobasket for a chance to qualify for the Olympics. The Nigerian national team took third place which secured them a spot in the Olympic Qualifying tournament next year. Vuckovic, Avram, Guimaraes, Gari and Peresson all have had previous playing experience representing their home countries in FIBA European Championships.

2015-16 SCHEDULE HIGHLIGHTS

Seventeen home games and 10 games against NCAA Tournament teams from last season highlight the 2015-16 Georgia Tech women's basketball schedule. The Yellow Jackets will play a total of 29 regular season games and one exhibition game during head coach MaChelle Joseph's 13th season on the Flats. The ACC portion of the Yellow Jackets' schedule includes home-and-home series with national champion runners up Notre Dame and Clemson. Georgia Tech will also host conference foes Louisville, North Carolina, Virginia, Boston College, Miami and Wake Forest this season.

Louisville, along with Notre Dame, Florida State, North Carolina, Syracuse, Miami, Duke, Pittsburgh and non-conference opponents St. Francis Brooklyn and Alabama State, are the Yellow Jackets' 10 opponents that all made the NCAA Tournament last season.

The Yellow Jackets start the 2015-16 season off by hosting West Georgia in an exhibition game on Monday, Nov. 2 at 7 p.m.

RETURNING TO THE FLATS

Joseph, who is the all-time winningest coach in Georgia Tech women's basketball history, is at the helm of the Yellow Jackets for her 13th season. Georgia Tech will be led this season by rising seniors Roddreka Rogers and Aaliyah Whiteside who both had outstanding junior campaigns. Rogers was a force on the boards last season, leading the Jackets with a 9.9 rebounds per game average and tallying 12 double-doubles. Whiteside moved into a starting role her third season for the Jackets, averaging 13.4 points per game and 6.4 rebounds per game.

Junior Katarina Vuckovic and sophomore Antonia Peresson have the Jackets' 3-point shooting needs covered while sophomore Zaire O'Neil adds strength in the paint. During her rookie season, O'Neil averaged 11.3 points per game and 5.8 rebounds per game. Erin Garner and Simina Avram will add to Tech's depth in the front court while Imani Tilford is back to run Tech's offense at the point.

NEWCOMERS

Georgia Tech welcomes seven new faces to this year's roster -- point guard Ciani Cryor (Philadelphia, Pa.), forward Elo Edeferioka (Hofstra/Warri, Nigeria), forward Martine Fortune (Philadelphia, Pa.), guard/forward Irene Gari (UTEP/Oliva, Spain), forward Chelsea Guimaraes (Almada, Portugal) and guard/forward Dejoria Howard (Orangeburg, S.C.) and walk-on Lillann Andrews (Tallahassee, Fla.). Cryor, Fortune and Howard were ranked as the number #14 recruiting class in the nation by Blue Star Basketball.

MORE NEW FACES

Coach Joseph welcomed new staff members this season bringing on Rob Norris and Kevin Morrison as assistant coaches. Norris, a 14-year veteran of Division I college basketball, joined the staff after serving as an assistant coach at VCU for the 2014-15 season. Morrison, who has coached out west for eight seasons, joined the Jackets after spending four seasons at Washington as both the associate head coach and assistant coach.

Walhour, who is not a new face to the Georgia Tech women's basketball team after playing four years (2008-12) under Joseph and serving as the graduate manager for two (2013-15) has been elevated to the assistant director of operations. Brock Berenato, a graduate of Bradley University, joins the staff as the director of video and player personnel after being the graduate manager at VCU last season.

Jonneshia Pineda, a former Yellow Jacket video intern is this year's graduate manager. Pineda played collegiately at Pear River Community college and Georgia Southwestern.

2015-16 ROSTER BREAKDOWN

BY CLASS:

Graduate Student (1): Irene Gari
Seniors (2): Roddreka Rogers, Aaliyah Whiteside
Juniors (2): Elo Edeferioka, Katarina Vuckovic
Sophomores (4): Simina Avram, Zaire O'Neil, Antonia Peresson, Imani Tilford
Freshman: Lillann Andrews, Ciani Cryor, Martine Fortune, Erin Garner (R), Chelsea Guimaraes, Dejoria Howard

BY STATE/COUNTRY:

Florida: Lillann Andrews
Italy: Antonia Peresson
Nigeria: Elo Edeferioka
New Jersey: Zaire O'Neil
New York: Imani Tilford
North Carolina: Roddreka Rogers
Pennsylvania: Ciani Cryor, Martine Fortune, Erin Garner
Portugal: Chelsea Guimaraes
Romania: Simina Avram
Serbia: Katarina Vuckovic
South Carolina: Dejoria Howard
Spain: Irene Gari
Tennessee: Aaliyah Whiteside

BY POSITION:

Guards: Antonia Peresson, Imani Tilford, Lillann Andrews, Ciani Cryor
Forwards: Martine Fortune, Elo Edeferioka, Chelsea Guimaraes, Roddreka Rogers, Katarina Vuckovic, De'Ashia Jones, Zaire O'Neil, Erin Garner
Guards/Forwards: Aaliyah Whiteside, Dejoria Howard, Irene Gari
Centers: Simina Avram

BY HEIGHT:

5'4": Lillann Andrews
5'5": Imani Tilford, Ciani Cryor
5'9": Antonia Peresson
5'11": Zaire O'Neil
6'0": Roddreka Rogers, Aaliyah Whiteside, Dejoria Howard
6'1": Irene Gari
6'2": Elo Edeferioka
6'3": Katarina Vuckovic, Simina Avram, Erin Garner, Martine Fortune, Chelsea Guimaraes

HEAD COACH MACHELLE JOSEPH

232-149 career record

The all-time winningest coach in Georgia Tech History

61% career winning percentage

Highest in Georgia Tech history

18 All-ACC selections

3 All-ACC First Team members

13 wins against top-25 teams

4 wins against top-10 teams

8 postseason appearances

2007, 2008, 2009, 2010, 2011, 2012, 2014, 2015

7 seasons with 20+ wins

2006-07, 2007-08, 2008-09, 2009-10, 2010-11, 2011-12, 2013-14

7 NCAA appearances

2007, 2008, 2009, 2010, 2011, 2012, 2014

6 WNBA draft picks

2 first round picks

6 All-ACC academic selections

6 Georgia College Players of the Year

2 Georgia College Coach of the Year

"We have a very competitive conference schedule. I am very excited for my young team to have the opportunity to compete early against a few of the top teams in the ACC."

- head coach MaChelle Joseph



Tiyaunna Marshall became GT's all-time leading scorer under Joseph



Joseph led the Jackets to its first ever Sweet 16 in 2012



Joseph was inducted into the Indiana Basketball Hall of Fame on April 25, 2014

RODDREKA ROGERS

BY THE NUMBERS

- **10.2** points per game against ACC opponents last season
- **12** double-doubles in 2014-15
- **17** career double-doubles ranked sixth among active players in the ACC in 2014-15
- **19** rebounds - her career high (vs. Clemson, 3/4/15)
- **20** points - her career high (vs. Clemson, 3/4/15)
- **22** games leading the Jackets in rebounding
- **331** rebounds away from becoming Georgia Tech's all-time leading rebounder
- **335** rebounds last season which is second on Georgia Tech's single-season list behind Bonnie Tate's 420 (1976-77)
- **709** total rebounds, putting her just 52 rebounds away from cracking the top 10 all-time rebounding list in Georgia Tech history

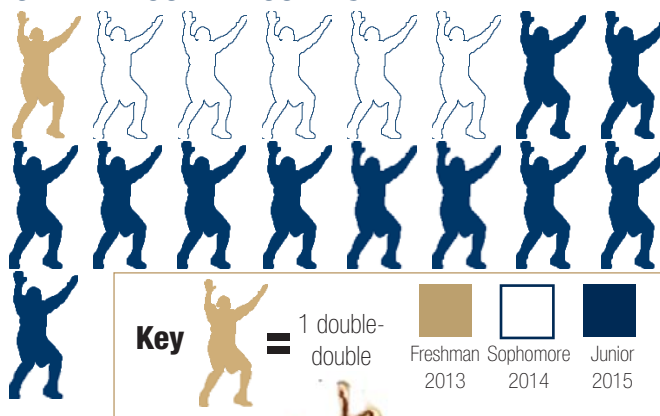
BY THE BOOKS

2014 ACC Academic Honor Roll
2015 All-ACC Academic Team
Literature, Media and Culture Major

THE ROGERS FILE

- 6'0" Senior Forward from Charlotte, N.C.
- Born Dec. 1, 1993 in Denver, Colo
- Parents are Tisa Rogers and Rodney Rogers
- Is left handed
- Father Rodney played basketball at Wake Forest from 1990-93 and in the NBA for 10 years
- Has two younger siblings: Rydeiah and Tripple
- Sister Rydeiah (DD) is a freshman on the NC State women's basketball team
- Chose Georgia Tech because she loved the location, it had the best academics and she wanted to improve her basketball skills.

CAREER DOUBLE-DOUBLES



QUICK HITS ON REBOUNDS

- Junior Roddreka Rogers pulled down a team-high 335 rebounds in 2014-15, which is first on Georgia Tech's list for most rebounds by a junior.
- Her 335 rebounds is second on Georgia Tech's single-season list behind Bonnie Tate's 420 rebounds (1976-77).
- Rogers averaged 9.9 rebounds per game, 3.8 offensive rebounds per game and 6.0 defensive rebounds per game, which all led the Jackets.
- During conference play, Rogers averaged a double-double with 10.4 points per game and 10.2 rebounds per game. She was fifth in the ACC in rebounds per game in conference play.
- Rogers had 12 double-doubles last season, with eight coming against conference opponents - Clemson (three times), North Carolina (twice), Pittsburgh, NC State and Notre Dame.
- Her 18 career double-doubles ranked sixth among active players in the ACC last season.
- She has led the Jackets in rebounding in 22 games and had 17 games in double-figure rebounding. She has grabbed at least 13 boards in four out of the last eight games.




AALIYAH WHITESIDE

BY THE NUMBERS

- **.788** career free throw percentage which ranks fourth on Georgia Tech's all-time career list
- **5** career double-doubles
- **7** career games with 20+ points
- **12** rebounds - her career high (vs. Lipscomb, 12/29/14)
- **13.3** points per game in 2014-15 which was second on the Jackets
- **26** points - her career high (vs. Morgan State, 11/16/14)
- **44** career double figure scoring games
- **64** points away from becoming the 29th Yellow Jacket to score 1,000 career points
- **286** career free throws made which ranks 10th on Georgia Tech's all-time career list
- **936** career points

2014-15 STATS



Summary

13.4 ppg overall
14.4 ppg in ACC games

6.4 rpg overall
6.5 rpg in ACC games

1.4 spg overall
1.3 spg in ACC games

2.3 apg overall
201 apg in ACC games

THE WHITESIDE FILE

- 6'0" Senior Guard/Forward from Memphis, Tenn.
- Born March 25, 1994 in Greenville, S.C.
- Mother is Natarcha Pearson
- Left handed
- Has three siblings: Nazier Pearson, Lonso Whiteside and Jacari Whiteside
- Chose Georgia Tech because of the location, the academics and the basketball program
- Began playing basketball at age seven living in Greenville, S.C

FROM THE STRIPE



- Led the Jackets with an 83.2 (139-167) percent free throw shooting percentage in 2014-15
- 139 free throws made are 4th on GT's single season list for most free throws made
- Career free throw percentage of 78.8 percent (286-363) is fourth in GT history
- Is 10th on GT's career list for free throws made with 286



YELLOW JACKETS IN THE COMMUNITY



YELLOW JACKETS GIVE BACK

The Yellow Jackets have a strong presence in the Atlanta community. Over the past several years, Georgia Tech has been very active in volunteering with Girls on the Run. Girls on the Run is a development program for girls in 3rd through 8th grade that combines training for a 5k with healthy living education. The Jackets volunteer at events which happen throughout the year.

The Georgia Tech women's basketball team also runs the Jacket to Jacket program. The Jackets visit elementary schools to promote reading and read to children. Participants are then honored during a home basketball game during the season.

This past summer, the Jackets took time to go and volunteer with Urban Perform, a local nonprofit, and help build a basketball court. The Yellow Jackets also went to local schools to read to the Jacket 2 Jacket winners. Junior Katarina Vuckovic went on a service trip in May to the Dominican Republic with fellow student-athletes. The Jackets also cheered on participants at the Alzheimer's walk and volunteered at a local soup kitchen.





STUDENT-ATHLETE PROFILES

2015-16 Alphabetical & Team Picture	10
Student-Athlete Profiles	11-25
Coaches Profiles	26-31
Administration	32-33

2015-16 ROSTER



2015-16 Yellow Jackets Back Row (L-R) - Athletic Trainer Felicia Tucker, Assistant Director of Ops Metra Walthour, Director of Ops Catherine Greene, Manager Will Li, Manager Mitch Chow, Assistant Coach Rob Norris, Assistant Coach Malikah Willis, Erin Garner, Chelsea Guimaraes, Simina Avram, Martine Fortune, Katarina Vuckovic, Elo Edeferioka, Assistant Coach Kevin Morrison, Mike Harkness, Office Manager Karen Sugrue, Manager Alyx Paisner, Graduate Manager Jonneshia Pineda, Director of Olympic Sports Player Development Scott McDonald

Front Row (L-R): Dejoria Howard, Ciani Cryor, Antonia Peresson, Roddreka Rogers, Head Coach MaChelle Joseph, Aaliyah Whiteside, Irene Gari, Imani Tilford, Zaire O'Neil

Not Pictured: Director of Video and Player Personnel Brock Berenato

Pictured but no longer on staff: Mike Harkness

No.	Name	YR	HT	POS	Hometown	High School
0	Imani Tilford	So.	5-5	PG	Greenburgh, N.Y.	Woodlands HS
2	Aaliyah Whiteside	Sr.	6-0	G/F	Memphis, Tenn.	Memphis Central
5	Ciani Cryor	Fr.	5-5	PG	Philadelphia, Pa.	Neumann-Goretti HS
10	Katarina Vuckovic	Jr.	6-3	F	Smederevo, Serbia	Crvena Zvezda
11	Elo Edeferioka*	Jr.	6-2	F	Warri, Nigeria	Life Center Academy/Hofstra
13	Erin Garner	R-Fr.	6-3	F	Philadelphia, Pa.	Trenton Catholic Academy
14	Simina Avram	So.	6-3	C	Brasov, Romania	Andre Saguna
15	Chelsea Guimaraes	Fr.	6-3	F	Almada, Portugal	Professor Jose Augusto Lucas
20	Irene Gari	GS	6-1	G/F	Oliva, Spain	UTEP
21	Zaire O'Neil	So.	5-11	F	Newark, N.J.	Malcolm X Shabazz
23	Dejoria Howard	Fr.	6-0	G	Orangeburg, S.C.	Orangeburg-Wilkinson HS
25	Lilliann Andrews	Fr.	5-4	G	Tallahassee, Fla.	Amos P Godby High School
44	Martine Fortune	Fr.	6-3	F	Philadelphia, Pa.	The Shipley School
54	Roddreka Rogers	Sr.	6-0	F	Charlotte, N.C.	Myers Park
55	Antonia Peresson	Fr.	5-9	G	Pordenone, Italy	Liceo Stefanini Yenezia

* - Will sit out this season due to NCAA transfer rules

Head Coach: MaChelle Joseph (Purdue, 1992), 13th season

Assistant Coach: M.L. Willis (Iowa, 1998), 3rd season

Assistant Coach: Kevin Morrison (California State Polytechnic University, 1994), 1st season

Assistant Coach: Rob Norris (Indiana University of Pennsylvania, 1999), 1st season

Director of Operations: Catherine Greene (North Carolina, 2008)

Assistant Director of Operations: Metra Walthour (Georgia Tech, 2012)

Director of Video and Player Personnel: Brock Berenato

Athletic Trainer: Felicia Tucker

Director of Olympic Sports Player Development: Scott McDonald

STUDENT-ATHLETE PROFILES



IRENE GARI

#20

GS. • 6'1"

Guard/Forward

Oliva, Spain

UTEP

Personal: The daughter of Ana Juila and Vincente Gari and has two brothers ... Started playing basketball at the age of 12 and enjoys going to the movies and hanging out with her family in her spare time.

BIO

2012-15 (UTEP): Played three seasons for the UTEP Miners and averaged 5.3 points per game, 3.1 rebounds per game and 1.0 assists per game over three seasons ... Saw action in 95 games for the Miners, starting 47 ... In her final season for the Miners, averaged 6.9 points per contest, 4.4 rebounds per game and 1.1 assists per game ... Scored a career-high 25 points against Houston Baptist and grabbed a career-best 12 rebounds twice, against UTSA and Florida Atlantic ... Played in 28 games, starting 24, and shot 36.3 percent from the floor (77-for-212) ... Recorded two double-doubles on the season and had five games in double-digit scoring figures ... Grabbed at least 11 rebounds on three separate occasions ... As a sophomore, played in 35 games, averaging 3.8 points per game ... Shot 41.8 percent from the floor and 31.4 percent from behind the arc ... Totaled a season-best 18 points against Marshall and grabbed a season-high seven rebounds against Texas Southern ... Recorded six games in double-figures and handed out 60 assists during her sophomore campaign ... Started 23 of 32 games as a freshman, playing an average of 23.8 minutes per game ... Averaged 5.5 points per game and 3.0 rebounds per game during her rookie season ... Recorded seven double-digit scoring games ... Followed up a 19 point outing against NM State with 14 points against ENMU on her way to Conference USA Freshman of the Week honors on Dec. 10, 2012 ... Was third on the team in three pointers made (20) and her 20 made 3-pointers were the 10th most in a single season by a UTEP freshman ... Recorded 50 assists on the season ... Also excelled off the court, being honored on the C-USA Commissioner's Honor Roll in 2013 and 2014 and was honored as a C-USA Commissioner's Academic Medalist in 2013.

Prep: Was a member of Spain's national team at the U18 Eurobasket in the summer of 2012 ... Aided Spain to a fifth-place finish in their section of the event in Romania, which automatically qualified them for the 2013 World U19 Championships ... Has also competed for Spain in various tournaments all over Europe, including the 2010 FIBA U16 European Championship.



CAREER STATS (AT UTEP)

Year	GP	GS	Min	Avg	Total			3-Point			FT	F-Throw		Rebounds				PF	FO	Ast	TO	Blk	Stl	Pts	Avg
					FG	FGA	Pct	FG	FGA	Pct		FTA	Pct	Tot	Avg										
2012-13	32	23	760	23.8	68	217	.313	20	80	.250	21	30	.700	21	75	96	3.0	41	1	50	56	4	18	177	5.5
2013-14	35	0	358	10.2	46	110	.418	11	35	.314	29	39	.744	26	48	74	2.1	30	0	17	27	1	15	132	3.8
2014-15	28	24	614	21.9	77	212	.363	15	60	.250	24	32	.750	42	80	122	4.4	34	0	32	39	5	17	193	6.9
TOTAL	95	47	1732	18.2	191	539	.354	46	175	.263	74	101	.733	89	203	292	3.1	105	1	99	122	10	50	502	5.3

STUDENT-ATHLETE PROFILES



RODDREKA ROGERS #54

Sr. • 6'0"
Forward
Charlotte, N.C.
Myers Park

AWARDS

- >> 2014 ACC Academic Honor Roll
- >> 2015 All-ACC Academic Team

IN THE RECORD BOOK

- >> 1st – Most Rebounds for a Georgia Tech Junior (335 in 2014-15)
- >> 2nd – Most Rebounds in a Single Season (335 in 2014-15)
- >> 2nd – Career Field Goal Percentage (.570, 245-430)
- >> T-4th – Most Double-doubles in a single season (12 in 2014-15)
- >> 4th – Highest Field Goal Percentage in a Single Season (.596, 130-218 in 2014-15)
- >> T-7th – Most Rebounds for a Georgia Tech Sophomore (212 in 2013-14)
- >> 7th – Most Blocks for a Georgia Tech Junior (25 in 2014-15)
- >> 8th – Career Rebounding Average (7.5 rpg)
- >> 10th – Most Rebounds for a Georgia Tech Freshman (162 in 2012-13)

BIO

Overall: Has 17 career double-doubles ... Has recorded double-figure rebounds in 28 games in her career and led the Yellow Jackets in rebounding in 33 games ... Has led the Yellow Jackets in three-straight seasons in shooting percentage ... Her career shooting percentage (.570) ranks 2nd on Georgia Tech's career list ... Grabbed 335 rebounds as a junior, which is second on Tech's individual season records and is the most ever by a junior at Georgia Tech ... As a sophomore, her 212 rebounds are tied for seventh most by a sophomore all-time ... As a freshman, her 162 rebounds are the eighth most by a Tech freshman all-time ... Named to the 2015 All-ACC Academic Team.

2014-15 (Junior): Started in all 34 games ... Averaged 9.7 points per game and 9.9 rebounds per game ... Led the Jackets with 335 rebounds ... Her 335 rebounds rank first on Georgia Tech's single season list for a junior and second on Tech's individual season list ... Her 9.9 rebounds per game ranked fourth in the ACC ... Finished the season at fifth in the ACC in offensive rebounds (3.8 per game) and defensive rebounds (6.0 per game) ... In ACC play, averaged a double-double with 10.4 points per game and 10.2 rebounds per game ... Her 10.2 rebounds per game were fifth in the ACC ... Led the Jackets with 12 double-doubles ... Had a team-best .596 shooting percentage (130-218) which ranked second in the ACC ... Recorded 11 games with at least 12 rebounds ... Had back-to-back double-doubles four times

... Recorded back-to-back double-doubles to open up the season, scoring 10 points and 13 rebounds at Loyola (11/14) and scored 17 points along with 17 rebounds vs. Morgan State (11/16) ... Had her third double-double of the season with 10 points and 15 rebounds while setting a career-high for assists with five vs. Grambling State (11/25) ... Tallied fourth double-double of the season vs. Clemson (1/4) with 18 rebounds and 16 points ... Had back-to-back double-doubles at UNC (13 pts., 11 reb.) and vs. Pitt (14 pts., 13 reb.) ... Tallied a double-double vs. NC State (12 pts., 12 reb.) ... Had 12 points and a team-high 14 rebounds vs. #4 Notre Dame (2/19) and then had a monster game vs. Clemson (2/22), scoring 14 points and grabbing a career-high 19 rebounds ... In the ACC Tournament, recorded back-to-back double-doubles, scoring a career-high 20 points and grabbing 14 rebounds vs. Clemson (3/4) and scored 10 points and recorded 11 rebounds vs. North Carolina (3/5) ... Had a double-double vs. Ole Miss (3/22) in the WNIT with 14 points and 11 rebounds.

2013-14 (Sophomore): Played in 32 games and started 30 ... Averaged 6.0 points and 6.6 rebounds per game ... Her 6.6 rebounds per game were second on the Tech roster ... Her 212 rebounds are tied for seventh most by a sophomore all-time at Georgia Tech ... Led the Jackets with her 56.2 shooting percentage (73-for-130) ... Recorded her second career double-double against Western Carolina, leading the team in rebounding (11) and scoring 10 points ... Led the team in rebounding against McNeese State with 13 boards ... Notched her second double-double of the season, leading the team in rebounding, 13, and scoring 10 points against Illinois ... Recorded double-doubles in both games against Clemson - scoring a career-high 17 points at Clemson (1/8/14) and scoring 11 at home vs. the Tigers (1/30/14), while grabbing 14 rebounds in both games.

2012-13 (Freshman): Played in 29 games and started 12 ... Averaged 3.6 points and 5.6 rebounds per game ... Her 5.6 rebounds per game were second on the Tech roster ... Her 162 rebounds are the eighth most by a Tech freshman all-time ... Averaged 7.0 rebounds per game in ACC play, which was the most by a conference freshman ... Recorded her first career double-double against Wake Forest (1/31) with 13 points and 10 rebounds ... Had two games with double digit points: 11 at FIU (12/30) and 13 vs. Wake Forest (1/31) ... Had six games with double digit rebounds, including five straight to end the regular season ... Made huge impact off the bench in win at FIU, by scoring 11 points, including Tech's first seven of the second half ... Had nine boards in just 15 minutes against Kennesaw State (11/13) ... Made her first career start against No. 10/10 Maryland (1/20) ... Had career-high 16 rebounds at NC State (2/17).

Prep: Played two years of high school basketball at Xavier College Prep in Phoenix, Ariz., and one year at Myers Park in Charlotte, N.C. ... Was captain her senior year at Myers Park and led team to a 31-1 record ... Named 2012 Southwestern 4A Player of the Year by the Charlotte Observer ... Selected to Southwestern 4A First Team by the Charlotte Observer and Prep Insiders ... Selected to 2012 First Team All-State by North Carolina Basketball Coaches Association ... Named 2012 NCBCA District 9 Player of the Year and First Team All-District ... Also played a year of volleyball at Xavier College Prep and was on the track team for two years.



STUDENT-ATHLETE PROFILES

Personal: Born Dec. 1, 1993 in Denver, Colo ... Parents are Tisa Rogers and Rodney Rogers ... Is left handed ... Father Rodney played basketball at Wake Forest from 1990-93 and in the NBA for 10 years ... Has two younger siblings: Rydeiah and Tripple ... Sister Rydeiah (DD) is a freshman on the NC State women's basketball team ... Chose Georgia Tech because she loved the location, it had the best academics and she wanted to improve her basketball skills.

CAREER STATS

Year	GP	GS	Min	Avg	Total			3-Point			F-Throw			Off	Def	Rebounds		PF	FO	Ast	TO	Blk	Stl	Pts	Avg
					FG	FGA	Pct	FG	FGA	Pct	FT	FTA	Pct			Tot	Avg								
2012-13	29	12	600	20.7	42	82	.512	0	1	.000	19	42	.452	63	99	162	5.6	59	3	18	58	12	17	103	3.6
2013-14	32	30	699	21.8	73	130	.562	0	0	.000	45	73	.616	88	124	212	6.6	81	6	21	60	12	24	191	6.0
2014-15	34	34	1064	31.3	130	218	.596	0	1	.000	69	101	.683	130	205	335	9.9	87	3	42	89	25	33	329	9.7
TOTAL	95	76	2363	24.9	245	430	.570	0	2	.000	133	216	.616	281	428	709	7.5	227	12	81	207	49	74	623	6.6

ACC STATS

Year	GP	GS	Min	Avg	Total			3-Point			F-Throw			Off	Def	Rebounds		PF	FO	Ast	TO	Blk	Stl	Pts	Avg
					FG	FGA	Pct	FG	FGA	Pct	FT	FTA	Pct			Tot	Avg								
2012-13	18	11	462	25.7	31	59	.525	0	0	.000	18	38	.474	50	76	126	7.0	41	3	14	45	11	14	80	4.4
2013-14	16	14	356	22.3	37	57	.649	0	0	.000	22	36	.611	40	64	104	6.5	52	5	8	34	7	16	96	6.0
2014-15	16	16	562	35.1	66	113	.584	0	0	.000	35	53	.660	71	92	163	10.2	40	1	18	51	16	19	167	10.4
TOTAL	50	41	1380	27.6	134	229	.585	0	0	.000	75	127	.591	161	232	393	7.9	133	9	40	130	34	49	343	6.9

NCAA TOURNAMENT STATS

Year	GP	GS	Min	Avg	Total			3-Point			F-Throw			Off	Def	Rebounds		PF	FO	Ast	TO	Blk	Stl	Pts	Avg
					FG	FGA	Pct	FG	FGA	Pct	FT	FTA	Pct			Tot	Avg								
2013-14	1	1	15	15.0	2	6	.333	0	0	.000	0	0	.000	3	1	4	4.0	0	0	2	0	0	0	4	4.0

STUDENT-ATHLETE PROFILES



AALIYAH WHITESIDE #2

Sr. • 6'0"

Guard/Forward

Memphis, Tenn.

Memphis Central

IN THE RECORD BOOK

- >> 4th – Individual Season Record for Most Free Throws Made (139 in 2014-15)
- >> 4th – Career Free Throw Percentage (.788, 286-for-363)
- >> 5th – Most Points by a Georgia Tech Junior (456 in 2014-15)
- >> 7th – Most Rebounds by a Georgia Tech Junior (216 in 2014-15)
- >> 10th – Career Record for Most Free Throws Made (286)

BIO

Overall: Has 936 career points ... Has 44 career double-figure scoring games ... Led team in scoring 11 times and 11 times in rebounds ... Has five career double-doubles, with four coming during her junior season ... As a junior, led the Jackets with an average of 2.3 assists per game and in free throw percentage (.832) ... Scored a career-high 26 points vs. Morgan State as a junior (11/16) ... Grabbed a career-best 12 rebounds vs. Lipscomb as a junior (11/16) ... Started 58 career games ... Transitioned during her sophomore season to the forward position.

2014-15 (Junior): Played in 34 games, starting 30 ... Averaged 13.4 points per game, 6.4 rebounds per game and a team best 2.3 assists per game ... Her 13.4 points per game ranked 19th in the ACC and her 6.4 rebounds per game were 16th ... Averaged 14.4 points per game and 6.5 rebounds per game in ACC play ... Led the Yellow Jackets in free throw shooting with a 83.2 percent free throw percentage (139-167) ... Scored in double-figures in 23 games this season and led the Jackets in scoring in eight games ... Recorded four double-doubles ... Had five 20+ point games ... Tallied second career double-double and first of the season leading the team with 11 rebounds and scoring 14 points vs. Kennesaw State (11/19) ... Scored a career-high 26 points while grabbing eight rebounds, recording three assists and four steals vs. Morgan State (11/16) ... Grabbed a career-high 12 rebounds vs. Lipscomb (11/16) ... Led the Jackets with her second double-double of the season, scoring 17 points and grabbing 10 rebounds at #7 Louisville (1/2) ... Scored 17 points vs. Clemson (1/4) and handed out a career-high seven assists ... Scored 20 points at Boston College (1/8) ... Led the team with 22 pts at UNC (1/11) ... Led Tech with a double-double (16 pts., 10 reb.) vs. FSU ... Led the Jackets to a second-half comeback at Wake Forest (2/28) with 18 points in the second half and 11 rebounds ... At the ACC Tournament, led Tech with 23 points and went 7-for-7 from the foul line in a first round win vs. Clemson (3/4) and scored 13 points with four assists and six rebounds vs. UNC (3/5) ... Scored 23 points vs. Elon (3/19) and 16 points at Ole Miss (3/22) in WNIT.

2013-14 (Sophomore): Played in 32 games, starting five ... Averaged 7.8 points per game and 5.3 rebounds per game ... Transitioned into the forward position ... Scored in double-figures during the first three games of the season and had 11 games overall in double-figures ... Recorded two 20 point games ... Scored a career-high 21 points twice against #2 Notre Dame (2/17) and Boston College (3/2) ... Emerged during conference and post season play, averaging 8.1 ppg and 5.7 rpg ... Went 16-for-63 behind the 3-point arc for a .254 3-point shooting percentage ... Scored 16 points at Tennessee (11/17) while shooting 7-for-9 from the foul line ... Tallied 18 points at Pittsburgh (2/3), shooting 6-for-8 from the line and was perfect from the foul line (6-for-6) ... Recorded the first double-double of her career against North Carolina (2/6), leading the team in rebounding with 11 boards and scoring 10 points ... Her 11 rebounds against UNC set a new career high ... Scored a career-high 21 points, leading the Jackets at Notre Dame and grabbed nine rebounds ... Tied her career-high of 21 points against Boston College at home, scoring two 3-pointers ... Completed a three point play at the end of the game against Virginia (3/6) that secured Tech's 77-76 win in the second round of the ACC Tournament.

2012-13 (Freshman): Scored in double-digits 10 times ... Netted a then career-best 19 points in win over Washington (12/21) ... ACC Rookie of the Week after 19 points in win over Washington ... Made her first career start at No. 8 Georgia ... Scored then-career-high 14 points on 5-of-8 shooting at UGA, including 3-of-5 from 3-point range ... Made two threes and had an assist in a late Tech rally against Lady Bulldogs ... Made two key 3-pointers against Quinnipiac, sparking Yellow Jacket offense ... Scored 18 points in just 24 minutes in win at Wake Forest ... Scored 14 points, including Tech's final nine points, at Boston College.

Prep: Played for four years at Central High School in Memphis, Tenn., for Niki Bray ... Was team-captain for two years ... Led Central to 2011 TSSAA AAA State Championship and 39-9 record ... Selected to 2009 and 2011 Tennessee Sports Writers Association (TSWA) Class AAA All-State teams ... Named MVP of TSSAA Regional Tournament in 2011 ... Earned all-district accolades in 2010, 2011 and 2012 ... Lists winning 2011 state championship as her most memorable athletic accomplishment ... WBCA honorable mention high school All-America in 2012 ... Ranked No. 24 nationally in class of 2012 by ESPN HoopGuriz and rated as the fourth-best wing player in the class ... Played AAU for Team Memphis Elite.

Personal: Born March 25, 1994 in Greenville, S.C. ... Mother is Natarcha Pearson ... Left handed ... Has three siblings: Nazier Pearson, Lonso Whiteside and Jacari Whiteside ... Chose Georgia Tech because of the location, the academics and the basketball program ... Began playing basketball at age seven living in Greenville, S.C. ... Undecided major.



STUDENT-ATHLETE PROFILES

CAREER STATS

Year	GP	GS	Min	Avg	Total			3-Point			FT	F-Throw		Off	Def	Rebounds		PF	FO	Ast	TO	Blk	Stl	Pts	Avg
					FG	FGA	Pct	FG	FGA	Pct		FTA	Pct			Tot	Avg								
2012-13	28	23	572	20.4	74	204	.363	29	91	.319	54	75	.720	48	31	79	2.8	27	0	22	39	2	23	231	8.3
2013-14	32	5	715	22.3	70	194	.361	16	63	.254	93	121	.769	57	113	170	5.3	42	0	40	42	5	28	249	7.8
2014-15	34	30	1173	34.5	142	355	.400	33	96	.344	139	167	.832	102	114	216	6.4	57	0	77	58	14	46	456	13.4
TOTAL	94	58	2460	26.2	286	753	.380	78	250	.312	286	363	.788	207	258	465	4.9	126	0	139	139	21	97	936	10.0

ACC STATS

Year	GP	GS	Min	Avg	Total			3-Point			FT	F-Throw		Off	Def	Rebounds		PF	FO	Ast	TO	Blk	Stl	Pts	Avg
					FG	FGA	Pct	FG	FGA	Pct		FTA	Pct			Tot	Avg								
2012-13	18	17	355	19.7	40	114	.351	17	52	.327	37	50	.740	24	15	39	2.2	17	0	11	28	1	17	134	7.4
2013-14	16	1	377	23.6	40	94	.426	6	17	.353	54	71	.761	27	67	94	5.9	22	0	22	21	4	13	140	8.8
2014-15	16	16	600	37.5	70	178	.393	15	52	.288	75	87	.862	49	55	104	6.5	31	0	33	28	7	21	230	14.4
TOTAL	50	34	1332	26.6	150	386	.389	31	121	.314	166	208	.798	100	137	237	4.7	70	0	66	77	12	51	504	10.1

NCAA TOURNAMENT STATS

Year	GP	GS	Min	Avg	Total			3-Point			FT	F-Throw		Off	Def	Rebounds		PF	FO	Ast	TO	Blk	Stl	Pts	Avg
					FG	FGA	Pct	FG	FGA	Pct		FTA	Pct			Tot	Avg								
2013-14	1	0	22	22.0	2	6	.333	0	1	.000	1	2	.500	1	2	3	3.0	3	0	1	1	0	2	5	5.0

STUDENT-ATHLETE PROFILES



ELO EDEFERIOKA #11

Jr. • 6'2"

Forward

Warri, Nigeria

Life Center Academy/Hofstra

BIO

Will sit out the 2015-16 season due to NCAA transfer rules

2013-15 (Hofstra): Played both her freshman and sophomore seasons at Hofstra ... As a sophomore, Edeferioka started 32 out of 33 games, averaging 9.2 points per game, 8.7 rebounds per game and 25.6 minutes per game ... Averaged 1.0 blocks per game and led the Pride with 32 total blocks ... Had 13 double-figure scoring games last season, including a 22-point outing against Central Connecticut ... Also against Central Connecticut, grabbed 13 rebounds for her first of eight double-doubles of the season ... Aided Hofstra to a 20-13 overall record, an 11-7 CAA record and an appearance in the first round of the WNIT in 2014-15 ... As a freshman, averaged 6.3 points and 7.4 rebounds and played in all 29 games, making 22 starts ... Named to the All-Colonial Athletic Association Rookie Team in 2014 and garnered CAA Rookie of the Week honors on March 3 ... Finished fourth in the CAA for offensive rebounds with an average of three per game and eighth in blocks with a 0.9 per-game average ... Her total rebounds put her at eighth in the conference ... Recorded three double-doubles during her freshman campaign and shot 44.1 percent from the field ... Also brings international experience to the Jackets, having played for the Nigerian national team in the 2011 FIBA U19 World Championship

Prep: Attended the Life Center Academy in Burlington, New Jersey for high school ... As a senior, averaged 9.0 points per game, 11.1 rebounds per game and 3.0 blocks per game ... Was named the MVP of the 2013 ISAA Tournament while leading the Life Center Academy to a 28-3 record overall and a No. 1 ranking for prep schools in the state by the Star-Ledger ... Won the NACA national championship after defeating New Hope Christian ... Was named to the Star-Ledger's third-team all-prep team as a senior.

Personal: Played with the Nigerian national team in the 2015 Afrobasket, finishing in third place which secured Nigeria a spot in the Olympic Qualifying Tournament in 2016.



CAREER STATS (AT HOFSTRA)

Year	GP	GS	Min	Avg	Total			3-Point			F-Throw			Off	Def	Rebounds		PF	FO	Ast	TO	Blk	Stl	Pts	Avg
					FG	FGA	Pct	FG	FGA	Pct	FT	FTA	Pct			Tot	Avg								
2012-13	29	22	578	19.9	64	145	.441	-	-	-	54	85	.635	-	-	214	7.4	67	1	27	54	25	9	182	6.3
2013-14	33	32	844	25.6	120	253	.474	-	-	-	62	100	.620	-	-	286	8.7	76	0	32	87	32	15	302	9.2
TOTAL	62	54	1422	22.9	184	398	.462	0	0	.000	116	185	.627	-	-	500	8.1	143	1	59	141	57	24	484	7.8

STUDENT-ATHLETE PROFILES



KATARINA VUCKOVIC #10

Jr. • 6'3"

Forward

Smederevo, Serbia

Crvena Zvezda

BIO

2014-15 (Sophomore): Played in all 34 games, starting in five ... Averaged 6.3 points per game, 4.7 rebounds per game and 1.3 assists per game ... Her 161 total rebounds were fifth on the Yellow Jackets ... Scored in double figures in six games ... Led the Jackets in rebounding in four games and had two games with rebounds in double-figures ... Has five games with at least three made 3-pointers ... Made at least one 3-pointer in 24 games ... Scored a career-high 17 points while making three 3-pointers at Loyola (11/14) ... Tallied eight points and led the team with seven rebounds vs. Minnesota (11/30) ... Grabbed a career-high 13 rebounds vs. LA Tech (12/30) while scoring eight points ... Scored 12 points on a career-best made four 3-pointers at Notre Dame (1/22) ... Recorded her first double-double of her career, scoring 11 points and leading Tech with 12 rebounds vs. NC State (2/12) ... Hit a 3-pointer in the final seconds of the first half vs. #4 Notre Dame (2/19) to give Tech the halftime lead ... Led the Jackets in blocks with a career-high three and scored seven points at Clemson (2/22) ... Scored 11 points and had four rebounds in upset of #16 Duke (2/26) ... Had eight points and eight rebounds vs. Clemson (3/4) in the first round of the ACC Tournament.

2013-14 (Freshman): Played in 27 games, averaging 3.5 points, 2.4 rebounds and 1.2 assists per game ... Missed five games in the beginning of the season due to a knee injury ... Made nine 3-pointers ... Had five games with three assists ... Scored in double figures three times ... Against Alabama State (12/29/13), scored 11 points

and grabbed a season-high eight rebounds ... Scored 10 points and grabbed four rebounds against Wake Forest (1/16) ... Scored a career-high 14 points against Virginia (2/14), including two 3-pointers ... Played in the 2014 U20 European Championship in Udine, Italy in July, aiding Serbia to a fourth place finish ... Averaged 8.7 points per game while grabbing an average of 3.9 rebounds per game in the European Championship ... Scored in double-figures in five games during the U20 European Championship ... Led Serbia in 3-point field goal percentage (57.9 percent), making 11 out of her 19 3-point attempts in the tournament.

Prep: Played for the Serbian youth national team and her club team was Crvena Zvezda ... Averaged 9.8 ppg and 4.8 rbg while helping the U19 Serbian team to an eighth place finish at the 2013 FIBA U19 World Championship ... Was third on the team in points (78) and fourth in rebounds (38) during the tournament ... In 2012, finished in third place in the U18 European Championship with the Serbian U18 team ... Averaged 7.0 points and 4.6 rebounds while making over 58 percent of her field goal attempt during the European Championship ... Also participated on the Serbian U16 team that played in the European Championships in 2010 ... Was the starting power forward for her club team, Crvena Zvezda, which finished first in the league with a record of 22-3 ... Averaged 11.2 ppg, which was second best on the team, and 5.9 rbg, which was third on the team during the 2012-13 season for Crvena Zvezda.

Personal: Born June 30, 1994 ... Parents are Aleksandar and Vera Vuckovic ... Her father played professional volleyball for Crvena Zvezda ... Inspired to play basketball at age 11 ... Lists playing volleyball as a hobby ... Lists her most memorable athletic achievement as winning the bronze medal in the U18 European Championship with the Serbian U18 team ... Intends to major international affairs and modern language.



CAREER STATS

					Total			3-Point			F-Throw			Rebounds											
Year	GP	GS	Min	Avg	FG	FGA	Pct	FG	FGA	Pct	FT	FTA	Pct	Off	Def	Tot	Avg	PF	F0	Ast	TO	Blk	Stl	Pts	Avg
2013-14	27	0	373	13.8	41	111	.369	9	36	.250	3	6	.500	30	36	66	2.4	34	0	33	27	9	13	94	3.5
2014-15	34	5	804	23.6	80	220	.364	41	128	.320	14	22	.636	44	117	161	4.7	51	2	43	29	20	25	215	6.3
TOTAL	61	5	1177	19.3	121	331	.366	50	164	.305	17	28	.607	74	153	227	3.7	85	2	76	56	29	38	309	5.1

ACC STATS

Year	GP	GS	Min	Avg	Total			3-Point			FT	F-Throw		Rebounds				PF	FO	Ast	TO	Blk	Stl	Pts	Avg
					FG	FGA	Pct	FG	FGA	Pct		FTA	Pct	Off	Def	Tot	Avg								
2013-14	16	0	208	13.0	26	59	.441	6	19	.316	0	3	.000	14	19	33	2.1	19	0	18	18	6	9	58	3.6
2014-15	16	1	395	24.7	37	104	.356	20	68	.294	9	14	.643	21	51	72	4.5	23	0	21	16	11	10	103	6.4
TOTAL	32	1	603	18.8	63	163	.387	26	87	.299	9	17	.529	35	70	105	3.3	42	0	39	34	17	19	161	5.0

NCAA TOURNAMENT STATS

Year	GP	GS	Min	Avg	Total			3-Point			FT	F-Throw			Rebounds		PF	FO	Ast	TO	Blk	Stl	Pts	Avg
					FG	FGA	Pct	FG	FGA	Pct		FTA	Pct	Tot	Avg									
2013-14	1	0	2	2.0	0	1	.000	0	0	.000	0	0	.000	0	0	0	0	0	0	0	0	0	0.0	

STUDENT-ATHLETE PROFILES



SIMINA AVRAM #14

So. • 6'3"

Center

Brasov, Romania

Andre Saguna

Personal: Born March 31, 1995 in Brasov, Romania ... Parents are Aurelian Florin and Sorina Avram ... Her brother, Horia-Tudor, is an amateur handball player for Team Dinamo Brasov ... Her aunt, Risan Fidelia Margareta was a professional volleyball player from 1980-89 and played for the National Team of Romania.

BIO

2014-15 (Freshman): Played in 18 games ... Scored four points and had one steal against Grambling State (11/25) while playing a season-high 11 minutes ... Had two blocks at Wake Forest (2/28) ... Scored two points vs. Clemson (3/4) in the ACC Tournament while recording one block ... Scored two points while playing 10 minutes vs. Elon (3/19) in the WNIT.

Prep: Played for CSS Brasovia and Olimpia SCU Brasov ... Placed second in the national championship while a part of the Brasov U23 team ... Also on Romania's junior National Team ... Played for Romania in the Division B U20 European Championship in Sofia, Bulgaria ... Averaged 2.5 points per game while grabbing 2.8 rebounds per game at the European Championship ... Opened up the European Championship against Lithuania scoring five points and grabbing five rebounds ... During the 2013-14 season on team Olimpia SCU Brasov, the center saw action in 27 games averaging 2.4 points per game, 2.8 rebounds per game this and 12.7 minutes per game ... Played for Romania in the U18 European Championship ... In six games averaged 1.5 points and 2.7 rebounds per game ... Played a tournament-high 21 minutes against Poland and scored a tournament-high four points against Greece ... During the 2013 U20 European Championship averaged 4.2 points per game while grabbing an average of 2.8 rebounds per game ... Against Israel, shot 55 percent from the field, scoring 10 points ... Grabbed a tournament-high six rebounds against Bulgaria.



CAREER STATS

Year	GP	GS	Min	Avg	Total FG	FGA	Pct	3-Point FG	FGA	Pct	FT	F-Throw FTA	Pct	Off	Def	Rebounds Tot	Avg	PF	FO	Ast	TO	Blk	Stl	Pts	Avg
2014-15	18	0	54	3.0	5	8	.625	0	0	.000	2	2	1.000	2	1	3	0.2	13	0	0	7	4	2	12	0.7

ACC STATS

Year	GP	GS	Min	Avg	Total FG	FGA	Pct	3-Point FG	FGA	Pct	FT	F-Throw FTA	Pct	Off	Def	Rebounds Tot	Avg	PF	FO	Ast	TO	Blk	Stl	Pts	Avg
2014-15	8	0	16	2.0	0	1	.000	0	0	.000	0	0	.000	0	1	1	0.1	3	0	0	0	2	0	0	0.0

STUDENT-ATHLETE PROFILES



ZAIRE O'NEIL #21

So. • 5'11"

Forward

Newark, N.J.

Malcolm X Shabazz

AWARDS

>> Georgia Tech Holiday Tournament All-Tournament Team (2014)

IN THE RECORD BOOK

>> 4th – Most Blocks by a Georgia Tech Freshman (36 in 2014-15)
 >> 1-5th – Most Rebounds by a Georgia Tech Freshman (180 in 2014-15)
 >> 7th – Most Points by a Georgia Tech Freshman (350 in 2014-15)

BIO

2014-15 (Freshman): Played in 31 games, starting 21 ... Averaged 11.3 points per game, 5.8 rebounds per game and 1.6 assists per game ... Led the team with 36 blocks, averaging 1.2 blocks per game, which was 12th in the ACC ... Her 11.3 points per game finished 29th in the league ... Averaged 3.2 offensive rebounds per game, which was eighth in the ACC ... Averaged 10.9 points per game and 6.1 rebounds per game during conference games ... Missed the two WNIT games because of a torn ACL ... Scored in double figures in 22 games ... Recorded five double-doubles ... Scored in double figures in 11 conference games ... Scored at least 20 points in three games ... Had a double figure scoring streak that spanned from at Notre Dame (1/22) to vs. Notre Dame (2/19) and included eight games ... Had 10 games with at least three assists ... Recorded her first career double-double, leading the Yellow Jackets in both points, 24, and rebounds, 13, vs. Central Arkansas (12/14) ... Scored 20 points vs. LA Tech (12/30) ... Scored 15 points, had two blocks at Boston College (1/8) and scored the game-winning layup with 1:08 left ... Recorded her second career double-double with 16 points and 11 rebounds at Virginia (1/25) ... Had a double-double vs. Virginia Tech (2/1) with 15 points and 10 rebounds ... Had five blocks vs. Syracuse (2/8) while scoring 10 points ... Notched fourth double-double (17 pts., 11 reb.) while recording a career-high six blocks vs. NC State (2/12) ... Led Tech at Miami (2/15) with 13 points and had five blocks ... Led Tech with 20 points and six rebounds vs. #4 Notre Dame (2/19) ... At the ACC Tournament, scored 10 points vs. Clemson (3/4) and recorded a

double-double vs. North Carolina (3/5) with a team-high 14 points and 10 rebounds.

Prep: Was ranked as the #12 recruit in ELITE Prospect's top 100 players for the class of 2014 and the #5 forward in the country ... Tabbed as the 10th best forward in the nation by ESPN Hoopgurlz and has been ranked as the 39th overall ... Earned five-stars and a scout's grade of 97 from the web site as well ... Checked in at #49 by the Blue Star Basketball Report ... Helped Shabazz win its second consecutive NJSIAA/ShopRite Tournament of Champions title by scoring a team-high 28 points, grabbing 11 rebounds and recording four blocked shots in 2014 ... Was ranked #1 in New Jersey in the Star-Ledger Top 20 and #4 team in the nation by the USA Today Super 25 rankings ... Had 19 points and eight rebounds in the NJSIAA/ShopRite Group 1 tournament final, helping Shabazz win its seventh straight group title ... Won the Essex County Title, SEC Conference and state title all four years of high school with Shabazz ... As a senior, named the MVP of the Mecca Tournament and was honored on the All-Tournament team of the West Coast Jamboree and the Essex County tournament ... Finished her career at Shabazz with more than 1,600 career points, 1,000 career rebounds, 250 blocks and 200 assists ... As a junior, averaged 14.6 points, 9.5 rebounds and 2.2 blocks per game as a junior for the Bulldogs and led them to a 33-1 record ... Had a large part in helping Shabazz win the NJSIAA Group Two State Title and aided the squad to a Tournament of Champions title ... Shabazz finished the 2012-13 season at No. 1 in the Top 15 power rankings and ranked as the preseason #2 team ... As a junior, named a First Team- All-MSG Varsity New Jersey selection and was honored as the Essex City Player of the Year for 2013 ... As a sophomore and a junior, was an All-State selection ... Also named All-County in 2012 and the Freshman of the Year in 2011 ... As a sophomore, she was a Second Team All-MSG Varsity New Jersey selection.

Personal: Born December 13, 1995 in Newark, N.J. ... Daughter of Toinette and the late Joseph O'Neil ... Mother, Toinette O'Neil, played basketball at Montclair State and Norfolk State (1985-86) ... Father, Joseph O'Neil, played basketball at St. Francis (1983-87) and played overseas in Barcelona ... Her brother, Calvin O'Neil, played basketball at MTSU (2006-10) and in Iceland ... Her brother Zakee Boyd played for Wright State (2005-09) and in Puerto Rico and her brother Carl "CJ" O'Neil played at the Berkley College (NJ) from 2010-14 ... Also played tennis and threw the shot put and discus on the track and field team at Shabazz for all four years ... Won the City Tennis Championship in 2012 and was a Group Two State Finalist in the Discus in 2012 ... The president of her senior class, a member of the National Honor Society and was on the Honor Roll every year ... Chose Georgia Tech because of academics, athletics, and the family atmosphere ... Lists her most memorable athletic accomplishment as winning back-to-back Tournament of Champions titles.



CAREER STATS

Year	GP	GS	Min	Avg	Total FG	FGA	Pct	3-Point FG	FGA	Pct	FT	F-Throw FTA	Pct	Off	Def	Rebounds Tot	Avg	PF	F0	Ast	TO	Blk	Stl	Pts	Avg
2014-15	31	21	721	23.3	141	289	.488	0	2	.000	68	116	.586	99	81	180	5.8	106	6	49	100	36	23	350	11.3

ACC STATS

Year	GP	GS	Min	Avg	Total FG	FGA	Pct	3-Point FG	FGA	Pct	FT	F-Throw FTA	Pct	Off	Def	Rebounds Tot	Avg	PF	F0	Ast	TO	Blk	Stl	Pts	Avg
2014-15	16	15	415	25.9	69	160	.431	0	0	.000	37	62	.597	53	45	98	6.1	58	2	29	53	30	12	175	10.9

STUDENT-ATHLETE PROFILES



ANTONIA PERESSON #55

So. • 5'9"

Guard

Pordenone, Italy

Liceo Stefanini Yenezia

AWARDS

>> Top 10 Play on ESPN's Sportscenter – Half court shot buzzer beater vs. North Carolina

BIO

2014-15 (Freshman): Played in 32 games, starting 22 ... Averaged 3.9 points per game, 1.9 rebounds per game and 2.0 assists per game ... Shot 30.2 percent from behind the 3-point line (32-for-106) ... Her 50-foot halfcourt buzzer beater at halftime against UNC at the ACC Tournament made the top five play on Sports Center's Top 10 Plays ... Handed out at least three assists on 10 different occasions ... Dished out eight assists while scoring eight points, including two three-pointers, in her first collegiate game at Loyola (11/14) ... Scored five points, handed out five assists and had three steals vs. Grambling State (11/25) ... Scored eight points, including two 3-pointers, and had three assists vs. Central Arkansas (12/14) ... Scored eight points, including two 3-pointers, and handed out six assists at North Carolina (1/11) ... Scored a career-high 17 points and made five 3-pointers vs. Virginia Tech (2/1) ... Scored six points and grabbed four rebounds at Clemson (2/22) ... Scored six points and had three assists in the upset of No. 16 Duke (2/26) ... Scored eight points and two assists at Wake Forest (2/28) ... Scored nine points off of three 3-pointers and dished out five assists vs. Clemson (3/4) at the ACC Tournament.

Prep: Checked in as the #15 point guard in the Collegiate Girls Basketball Report and the #81 overall recruit ... Won a bronze medal during the 2014 U20 European Championship with Italy ... Averaged 3.0 points per game and 0.5 rebounds per game for Italy in eight games helping the team to a 6-3 record and a bronze medal ... During the 2013 U18 European Championship, averaged 7.4 points per game and 3.6 rebounds per game for Italy ... Averaged 1.3 steals per game and shot 37.5 percent from the field ... Against Spain, scored a tournament-high 12 points ... Won the Italian U19 Championships in 2013 with Reyer Venezia and took second place in the

championships in 2011, 2012 and 2014 ... A member of Team Italy during the FIBA U17 World Championship in 2012 ... Averaged 6.2 points per game, 2.4 rebounds per game and 1.4 assists per game during the championships ... Against Canada in the championships, scored 18 points, including two 3-pointers, while recording three rebounds ... Against Mail, scored 12 points, had seven assists and three rebounds ... Named All-Italy Best Quintett in 2009, 2010 and 2012 ... Finished in sixth place in the world championships in China in both 2010-11 ... In 2009, won the Italian championships with Liceo Leopardi Majorana and took second place in the U15 Italian Championships with Sisterna Rosa Pordenone.

Personal: Born September 8, 1995 in Pordenone, Italy ... Parents are Giovanni Batista Peresson and Caterina Piccinato ... Has an older brother, Nicolo ... Is right handed ... Chose Georgia Tech because of its prestigious academics, to have an opportunity to get an international degree and to improve her basketball skills in one of the most competitive conferences in the world ... Lists her most memorable athletic accomplishment as winning the U19 Italian championships in 2013 with Reyer Venezia Team ... Has diplomas in the piano and cello from the Academy of Music ... Was a regional tennis champion from 2007-09.



CAREER STATS

Year	GP	GS	Min	Avg	Total			3-Point			FT	F-Throw		Off	Def	Rebounds				PF	FO	Ast	TO	Blk	Stl	Pts	Avg
					FG	FGA	Pct	FG	FGA	Pct		FTA	Pct			Tot	Avg										
2014-15	32	22	734	22.9	37	127	.291	32	106	.302	19	24	.792	5	57	62	1.9	49	0	63	48	0	28	125	3.9		

ACC STATS

Year	GP	GS	Min	Avg	Total			3-Point			FT	F-Throw			Off	Def	Rebounds			PF	FO	Ast	TO	Blk	Stl	Pts	Avg
					FG	FGA	Pct	FG	FGA	Pct		FTA	Pct	Tot			Avg										
2014-15	16	10	316	19.8	18	64	.281	15	55	.273	12	13	.923	0	23	23	1.4	21	0	24	22	0	8	63	3.9		

STUDENT-ATHLETE PROFILES



IMANI TILFORD #0

So. • 5'5"
Point Guard
Greenburgh, N.Y.
Woodlands High School

14 points, grabbing 10 rebounds and dishing out 11 assists ... Named the New Year's Resolution MVP, the Rose Classic Super Jam MVP, the Tina Thompson Showcase MVP and the Dapper McDonald Classic MVP during the 2013-14 season ... During the 2012-13 season, averaged 25.3 points, 3.8 assists and 5.0 rebounds per game for the Falcons of Woodlands High School ... As a junior, named to the Class B All-State Girls Basketball Fifth Team by the New York State Sportswriters Association ... As a sophomore, led her high school team to the sectional semifinals at the Westchester County Center.

AWARDS

>> Georgia Tech Holiday Tournament All-Tournament Team (2014)

BIO

2014-15 (Freshman): Played in 28 games, starting 12 ... Averaged 1.7 points per game, 1.5 assists per game, 2.2 rebounds per game and 1.5 steals per game ... Dished out 43 assists which is tied for fifth best on the Yellow Jackets ... Grabbed 42 steals which was third on the Yellow Jackets ... Started for the first time in her career vs. LA Tech (12/30) ... Played 31 min. vs. LA Tech, scoring six points, grabbing five rebounds and recording a team-best five steals ... Dished out season-best six assists vs. Lipscomb ... Had five steals in three games, vs. LA Tech, Boston College (1/8) and Clemson (2/22) ... Scored a season-best seven points vs. Florida State (1/30) ... Led the team in rebounding with a career-high eight rebounds at Miami (2/15) ... Had a team-high four assists and three steals vs. #4 Notre Dame (2/19) ... Grabbed five rebounds and dished out three assists at Wake Forest ... Had seven rebounds and three points vs. Clemson in the ACC Tournament ... Played a season-high 36 minutes at Ole Miss in the second round of the WNIT.

Prep: Ranked at number 67 in ELITE Prospect's top 100 players for the class of 2014 and 17th at the point position by Prospects Nation ... Ranked as the 24th highest point guard recruit in the class of 2014 by ESPN Hoopgurlz, also earning a scouts grade of 90 and three stars ... Won two national tournaments in the summer of 2013 with her AAU team, the New Jersey Sparks - Atlanta SummerJam and the Adidas Nationals ... Ranked as the #125 recruit by Blue Stars Basketball ... Graduated as the all-time leading scorer of her high school (both girls and boys) breaking the record of 1,789 points ... Also broke the Woodlands High School single game scoring record, after scoring 45 points against Irvington ... Named the league MVP and the Journal News' Player of the Year in 2014 ... Was honored with the Con-Edison Award in 2014 ... Recorded the school's first ever triple double against Eastchester, scoring



CAREER STATS

Year	GP	GS	Min	Avg	Total FG	FGA	Pct	3-Point FG	FGA	Pct	FT	F-Throw FTA	Pct	Off	Def	Rebounds Tot	Avg	PF	FO	Ast	TO	Blk	Stl	Pts	Avg
2014-15	28	12	501	17.9	14	51	.275	0	1	.000	19	29	.655	21	40	61	2.2	56	5	43	44	2	42	47	1.7

ACC STATS

Year	GP	GS	Min	Avg	Total FG	FGA	Pct	3-Point FG	FGA	Pct	FT	F-Throw FTA	Pct	Off	Def	Rebounds Tot	Avg	PF	FO	Ast	TO	Blk	Stl	Pts	Avg
2014-15	16	7	302	18.9	7	29	.241	0	1	.000	11	16	.688	13	22	35	2.2	42	4	22	29	2	29	25	1.6

STUDENT-ATHLETE PROFILES



ERIN GARNER

#13

R-Fr. • 6'3"

Forward

Philadelphia, Pa.

Trenton Catholic Academy

Personal: Born February 12, 1996 in Philadelphia, Pa. ... Daughter of Urian Garner and Narissia Williams ... Brother, Malik, is a junior at the University of Maryland-Baltimore County where he is the captain of the basketball team ... Chose Georgia Tech because it is a top school for academics, the city of Atlanta and to play for and get better under Coach Joseph ... Lists her most memorable athletic accomplishment as playing her last basketball game with her AAU team.

BIO

2014-15 (Freshman): Played in two games before suffering a season-ending back injury ... Saw her first collegiate action against Central Arkansas ... Scored three points and had three rebounds in 10 minutes against Lipscomb.

Prep: Was ranked at number 68 in ELITE Prospect's top 100 players for the class of 2014 and the 10th best forward in the recruiting class ... Was listed as the #127 recruit by the Blue Star Basketball Report and the #149 recruit by the ASGR ... Earned three-stars and a scout's grade of 90 by ESPN Hoopgurlz ... As a senior, broke Trenton Catholic's record for most blocks in a season ... Averaged a double-double her senior season ... Recorded three triple-doubles her senior season ... Set a career-high in blocks, registering 17 in one game ... Was named the MVP of the ESCIT Tournament as well as the MVP of the MLK Showcase and the Sparks New Year's Resolution ... Played a critical part in Trenton Catholic's run to the Non-Public B championship during the 2012-13 season ... During the run to the state title, Garner averaged 10.8 ppg, was second on the team in rebounding and led the team in blocks ... She scored 22 points, a season-high, and grabbed 14 rebounds in the South Jersey, Non-Public B final ... Following the championship, anchored the team to a semifinal appearance at the NJ Tournament of Champions ... As a junior, Trenton Catholic finished the season, 23-7 ... Was named The Times of Trenton's Hamilton Plus Female Athlete of the Week after her impressive postseason run ... Trenton Catholic also won the 2013 NJ District Championship ... During both ninth and 10th grade, was named an ELITE Basketball Academy All-American ... In 2012, was named an ELITE Basketball Academy Super 64 Camper and an ELITE Basketball Academy Fab Five Camper ... Played AAU basketball for the Philly Freedom Stars.



CAREER STATS

Year	GP	GS	Min	Avg	Total			3-Point			FT	F-Throw		Off	Def	Rebounds		PF	FO	Ast	TO	Blk	Stl	Pts	Avg
					FG	FGA	Pct	FG	FGA	Pct		FTA	Pct			Tot	Avg								
2014-15	2	0	12	6.0	1	1	1.000	0	0	.000	1	2	.500	0	3	3	1.5	1	0	0	3	1	0	3	1.5

STUDENT-ATHLETE PROFILES

**LILLIANN ANDREWS #25****Fr. • 5'4"****Guard****Tallahassee, Fla.****Amos P. Godby High School****BIO**

Prep: Walked on the team prior to the 2015-16 season ... Played four years of basketball at Godby High School for Chelsea Johnson ... Was named a captain for two seasons ... In 2015, was named to the All-Big Bend Basketball Team ... Averaged 17 points per game and 4.5 steals per game her senior season ... As a senior, recorded a triple double against North Bay Haven on 12/15/14 ... Honored as the team MVP in

2014 and 2015 for both basketball and track ... Ran track for three years, participating in sprints, hurdles, the high jump and relays ... Won the 2013 State Championship in the 4x100m relay ... In 2013, set school records in the 4x100m relay, the 4x400m relay and the 300m hurdles ... In 2014, was honored with the Wendy's Heisman Award Godby High School, the Best and Brightest Athletics Award Godby H.S. ... Earned the Highest Academic Awards in Track in Basketball in both 2014 and 2015 ... Also played volleyball and ran cross country.

Personal: Born January 18, 1997 in Tallahassee, Fla. ... Parents are Dennis and Marcella Andrews ... Has two brothers, Dennis and Daniel ... Brother, Dennis, was a member of the Georgia Tech football team from 2012-14 ... Father, Dennis, played football at Florida State from 1994-96 ... Is right-handed ... Graduated high school with an associates of arts degree from Tallahassee Community College ... Was on the 2014 Tallahassee Youth Leadership Team and in the National Honors Society ... Graduated third in her high school class ... Is majoring in biomedical engineering.

**CIANI CRYOR****#5****Fr. • 5'5"****Point Guard****Philadelphia, Pa.****Neumann-Goretti High School****BIO**

Prep: Ranked as the #65 recruit by Blue Star Basketball, the #68 player by Prospect Nation and the 17th best point guard ... The All Star Girls Report tabbed her as the #94 recruit while JumpOffPlus ranks her at #95 ... The Collegiate Girls Basketball Report named her the 33rd best point guard and the #121 prospect ... Played for Neumann-Goretti High School for coach Letty Santarelli ... Was named to the 2014 AP Pennsylvania Girls' Class AA All-State First Team ... As a junior, averaged 12.5 points per game ... Cryor aided Neumann-Goretti High School to a 29-1 overall record and an undefeated conference season at 12-0 ... In 2014, was named the PIAA District

12 AA MVP and the MVP of the Rose Classic Super Jam ... Neumann-Goretti High School finished the 2013-14 season ranked as the number 1 school in Pennsylvania and the number 17th school in the nation by MaxPreps after winning the PIAA District 12 (AA) Catholic League championship and city championship ... Led the West Philadelphia Flash to The Magazine Showcase Championship ... Averaged 20.3 points per game ... Won the scoring title and was named the MVP for the Magazine Showcase League ... Played for the Prep Charter Lady Huskies as a freshman and sophomore ... Assisted her team in winning two-straight PIAA 12 (AAA) Public League championships and city championships ... During the league championships, scored 20 points on 7-for-15 shooting, dished out five assists and recorded 12 steals ... In 2013, Cryor was named the PIAA District 12 AAA MVP and the District VII Philadelphia Public League MVP ... Played AAU for the Philly Belles for Coach Mike Flynn.

Personal: Born on May 5, 1997 and is the daughter of Tauhedah Cryor ... Her cousin, Shamyra Hammond, was a point guard at West Chester University ... Chose Georgia Tech because it provides an opportunity for personal growth, to obtain a degree from a prestigious institution and to compete in the best women's basketball conference in the country ... Intends to major in business administration.



STUDENT-ATHLETE PROFILES



MARTINE FORTUNE #44

Fr. • 6'3"

Forward

Philadelphia, Pa.

The Shipley School

BIO

Prep: Ranked as one of the top-60 recruits in the 2015 recruiting class by the All Star Girls Report, #56, and BlueStar Basketball, #59 ... JumpOffPlus tabbed her as the #66 player in the country ... Prospects Nation ranked her as the #12 post player and the #68 player overall in the class of 2015 with a four star rating ... ESPNW marked her as the #17 post player and gave her three stars ... The Collegiate Girls Basketball Report tabbed her as the number #239 player in the class of 2015 and the 36th post player ... Started at center and played in all 27 games in 2013-14 at the Shipley School ... As a junior, averaged 8.6 points per game, 8.4 rebounds per game and 2.3 blocks per game ... Led her team in rebounding and in blocks while recording a 55 percent shooting percentage ... Recorded six double-doubles as a junior and

had 11 games where she pulled down at least 10 rebounds ... Named to the all-league first team and honored on the All-Mainline second team ... The Shipley School was ranked as the number 11 girls' basketball program in Pennsylvania by Max Preps ... Aided the Shipley School in going 22-5 overall and recording an undefeated record, 8-0, in conference play ... Named to the All-Mainline team ... As a freshman, aided the Shipley School in winning the 2011-12 Independent State Basketball Tournament ... Named to the Friends School All-League First Team, Second Team and Honorable Mention throughout her high school career ... Had a part in the Shipley School winning the Friends League championship three-straight seasons and back-to-back Pennsylvania Independent School State Championships ... Played for both Kevin Costello and Alex Lennon at the Shipley School ... Played club ball for the NYC Gauchos from 2010-12 ... During the 2013 season, played for the ISAA, an AAU travel team based in Philadelphia and coached by Yolanda Laney and played AAU for Exodus NYC for coach Thomas Davis ... Helped the Philly Belles take third place in Nike Nationals and was named the defensive player of the game in the All-City Classic in 2013 ... Was also appointed the MVP of the Make-A-Wish game against Archbishop Carroll.

Personal: Born on Nov. 26, 1996 and is the daughter of Thierry and Karen Fortune ... Chose Georgia Tech because of the academic reputation, to play in the ACC and the caliber of players on the team ... Intends to major in history, technology and society at Georgia Tech.



CHELSEA GUIMARAES #15

Fr. • 6'3"

Forward

Almada, Portugal

Professor Jose Augusto Lucas

BIO

Prep: Represented Portugal in both the 2013 and 2014 U18 European Championships ... Checks in as the #12 international ranked player by ProspectsNation.com in the class of 2015 ... ProspectsNation.com gives her a four star rating among forwards ... Played for Portugal, helping her team to a ninth place in the U18 European Championship in Matosinhos, Portugal ... During the tournament, averaged 6.4 points per game and 4.8 rebounds per game ... Shot an impressive 91.7 percent from the foul line (22-for-24) during the tournament ... Traveled to Sofia, Bulgaria to play for the U20 Portugal team in the Division B European Championship ... During nine

appearances, Guimaraes averaged 6.8 points per game, 6.9 rebounds per game and 1.0 assists per game as the Portugal took third in the tournament ... Also played in the 2013 U18 European Championship with her home country ... In 2013, Guimaraes competed with the U16 national team in the Division B European Championship where her team finished as runners up in Matosinhos, Portugal ... Guimaraes also competed for Portugal in 2012 in both the Division B U18 European Championship and the Division B U16 European Championship ... Attended Escola Secundária Professor José Augusto Lucas (Linda-a-Velha) and played basketball for three seasons for Alges e Dafundo ... During the 2012-13, Alges won the Regional U16 Title and both the U16 and U19 National Titles ... In 2013-14, Alges was the Regional U19 champion and the U19 National Champions ... Agles captured the 2014-15 U19 Regional Title ... Was named the MVP center during both the 2012-13 U16 Regional and National games and during the 2013-14 U19 Regional National games.

Personal: Was born on April 11, 1997 and is the daughter of Emanuel Guimaraes and Carla Carvalho ... Full name is Chelsea Mauke de Carvalho Tibeiro Guimaraes ... Chose to attend Georgia Tech because of the academics, Georgia Tech's ranking in the United States and of course, the basketball team ... Intends on majoring in architecture ... In her free time, enjoys going to the movies, drawing, reading or listening to music.



STUDENT-ATHLETE PROFILES



DEJORIA HOWARD #23

Fr. • 6'0"

Guard/Forward

Orangeburg, S.C.

Orangeburg-Wilkinson High School

BIO

Prep: Was named the number one player in the top-five players for the class of 2015 by Southernhoops.net ... Was also ranked at #42 in the Blue Star class of 2015 rankings ... JumpOffPlus and the All Star Girls Report tabbed her as the #149 recruit and she was ranked as the #38 forward and the #191 overall player by the Collegiate Girls Basketball Report ... Was the captain for Orangeburg-Wilkinson for three seasons ... As a junior, Howard assisted the Orangeburg-Wilkinson Bruinettes to a 26-3 overall record and an undefeated record, 10-0, in conference play ... The Bruins were ranked as the fourth best program in the state of South Carolina ... She played for Cedrick Simpson at Orangeburg-Wilkinson ... Following her junior season, was selected as the Times and Democrat Girls Basketball Player of the Year ... Was honored on the South Carolina Elite team after helping her team win three-straight region titles ... Named to

the Class 3-A All-State Team ... Played in three consecutive Lower State championships and two state championship games ... Won two Lower State Championships and four conference championships ... Played in the North/South All-Star game ... Scored over 1,000 career points and led the Bruinettes in scoring the past three seasons ... Nominated for both the Gatorade Player of the Year and Miss South Carolina basketball of the Year ... Named all-state, all-region and all-area ... Has been named the Conference Player of the Year three times and the All-Area Player of the Year twice ... Named the MVP of the Christmas Tournament ... Averaged 13.5 points, 6.5 rebounds, 1.8 assists and 1.8 steals in 28 games as a junior ... Prior to her junior season, was honored as an SCBCA Elite Team member and played AAU for the Carolina Flames under head coach Arne Morris.

Personal: Was born on August 27, 1997 and is the daughter of Henry and Brenda Howard ... Her father, Henry, played basketball at Claflin University while her brother, Dominique, plays at Morris College ... Intends to pick a major in the college of sciences ... Chose Georgia Tech because the academic environment is second to none, it provides an opportunity for personal growth and the basketball program.



HEAD COACH MACHELLE JOSEPH



MACHELLE JOSEPH

HEAD COACH

PURDUE, 1992

13TH SEASON AT GEORGIA TECH

MaChelle Joseph has taken the Georgia Tech women's basketball program to new heights after compiling a 232-149 overall record. Joseph is the winningest coach in Georgia Tech women's basketball history and has the highest overall and ACC winning percentage of any Tech coach in program history. She completed her 12th season at the helm of the Yellow Jackets in 2014-15.

When she was named head coach on May 19, 2003, Joseph said that it was her goal to make the Yellow Jackets a national power in women's basketball.

The 2014-15 season saw the Yellow Jackets make their eighth trip to the postseason in the past nine years after receiving a bid to the WNIT. Georgia Tech finished the season at 19-15 with a 7-9 record in the ACC which tied them for ninth in the final conference standings.

Following a victory against Clemson on January 4, 2015, Joseph hit another career milestone, capturing her 224th career win and becoming the all-time winningest coach in Georgia Tech history. The Jackets also hit another huge milestone during the season, breaking a 37-game losing streak to Duke by upsetting the No. 16 Blue Devils, 71-62, on February 26, 2015.

Sophomore Kaela Davis was named All-ACC First Team and the Georgia College Player of the Year during the 2015 season. She became the fastest player in Georgia Tech history to score 1,000 career points and broke the single-season scoring record with 652 points. Davis was also named to the 2015 Preseason All-ACC team.

On April 25, 2015, Joseph was inducted into her home state of Indiana's Basketball Hall of Fame.

During the 2013-14 season, the Yellow Jackets completed their seventh 20-win season in the past eight years under Coach Joseph. The Jackets also received their seventh at-large bid to the NCAA Tournament under Coach Joseph. Tech finished the season at 20-12 and seventh in the ACC with a 9-7 conference record.

Prior to the 2013-14 season, Joseph signed high school All-American and the number one recruit in the country, Kaela Davis. Davis, along with senior Tyaunna Marshall, helped the Jackets average 79.7 points per game in 2013-14 - the highest scoring average for a team under Coach Joseph. Marshall became the all-time leading scorer in school history and the first Jacket to score 2,000 points. She finished her career with 2,109 points and was named to the All-ACC First Team, ACC All-Defensive Team and the Georgia College Women's Player of the Year by the Atlanta Tipoff Club for the second consecutive year.

Davis was honored on the All-ACC Second Team and ACC All-Freshman Team. Davis was the fourth-straight All-ACC Freshman Team honoree and sixth overall under Coach Joseph.

The 2012-13 season had some growing pains as Tech finished 14-16, but a number of the young Jackets earned valuable experience that will significantly help in the coming seasons.

Tyaunna Marshall was the brightest star on the Yellow Jackets all season as the junior earned All-ACC First Team, ACC All-Defensive Team, Associated Press honorable mention All-America and WBCA honorable mention All-America honors. Sophomore Sydney Wallace continued to show flashes of scoring brilliance, while freshmen Roddreka Rogers and Aaliyah Whiteside stepped into the starting lineup and were significant contributors in their first year on the Flats.

The 2011-12 season was just the latest step in taking the Jackets to new heights as Tech won a school-record 26 games, played in just the second ACC Championship Game in school history and advanced to the program's first NCAA Sweet 16.

The 2011-12 season marked Tech's sixth consecutive season and ninth overall with at least 20 wins. The 2012 season culminated in the Jackets' sixth straight NCAA Tournament berth, the eighth in program history.

The 2012 senior class not only finished their careers with the most wins of any class, 95, and with the most ACC wins of any class, 37, but all five graduated in four years from Georgia Tech.

THE JOSEPH FILE

PERSONAL

Education Purdue, 1992 (B.A., Movement and Sports Science)

COLLEGE COACHING EXPERIENCE

1992-93 Assistant Coach, Illinois
1993-96 Assistant Coach, Purdue
1996-01 Assistant Coach, Auburn
2001-03 Assistant Coach, Georgia Tech
2003- pres Head Coach, Georgia Tech

COLLEGE COACHING RECORD

SEASON	SCHOOL	RECORD	ACC FINISH	POSTSEASON
1992-93	Illinois	12-15	--	--
1993-94	Purdue	29-5	--	Final Four
1994-95	Purdue	24-8	--	NCAA Elite Eight
1995-96	Purdue	20-11	--	NCAA 1st Rd.
1996-97	Auburn	22-10	--	NCAA 2nd Rd.
1997-98	Auburn	16-11	--	--
1998-99	Auburn	20-9	--	NCAA 2nd Rd.
1999-00	Auburn	22-8	--	NCAA 2nd Rd.
2000-01	Auburn	17-12	--	--
2001-02	Georgia Tech	15-14	7-9/t-5th	WNIT 1st Rd.
2002-03	Georgia Tech	20-11	8-8/t-4th	NCAA 1st Rd.
2003-04	Georgia Tech	14-15	5-11/8th	--
2004-05	Georgia Tech	13-14	4-10/8th	--
2005-06	Georgia Tech	14-15	2-12/11th	--
2006-07	Georgia Tech	21-12	9-5/6th	NCAA 2nd Rd.
2007-08	Georgia Tech	22-10	7-7/5th	NCAA 1st Rd.
2008-09	Georgia Tech	22-10	8-6/5th	NCAA 2nd Rd.
2009-10	Georgia Tech	23-10	8-6/4th	NCAA 1st Rd.
2010-11	Georgia Tech	24-11	9-5/t-4th	NCAA 2nd Rd.
2011-12	Georgia Tech	26-9	12-4/t-3rd	NCAA Sweet 16
2012-13	Georgia Tech	14-16	7-11/t-7th	--
2013-14	Georgia Tech	20-12	9-7/t-7th	NCAA 1st Rd.
2014-15	Georgia Tech	19-15	7-9/t-9th	WNIT 2nd Rd.

Bold = Head Coach

HEAD COACH (12 SEASONS) 232-149 (.609)
ASSISTANT COACH (11 SEASONS) 217-114 (.656)
23 OVERALL SEASONS 449-263 (.631)

Illinois (1 season) 12-15 (.444)
 Purdue (3 seasons) 73-24 (.753)
 Auburn (5 seasons) 97-50 (.660)
 Georgia Tech (14 seasons) 267-174 (.605)

Sasha Goodlett became the second WNBA First Round draft pick and seventh overall draftee Joseph has coached when she was selected by the Indiana Fever with the 11th overall pick of the 2012 WNBA Draft.

The 2010-11 season saw the Yellow Jackets top a number of school records. Georgia Tech won a program-best 24 games and Joseph led her squad to a school-record 13-game winning streak, including a 71-70 win over No. 8 North Carolina in Atlanta in which the Jackets rallied from down seven with 1:06 to play. Tech again returned to the NCAA Tournament, earning a No. 5 seed, the school's highest ever. The Jackets defeated Bowling Green in the first round, only the third NCAA Tournament win ever, before falling to Ohio State in a second round game played in Columbus.

Alex Montgomery earned Second Team All-ACC and ACC All-Defensive accolades, while Tyaunna Marshall was named Third Team All-ACC, ACC All-Freshman Team and Third Team Freshman All-America by the Full Court Press.

Joseph earned her 150th career victory on Feb. 24, 2011 with a 64-57 win at No. 13 North Carolina, marking the first time Georgia Tech swept the Tar Heels since the 1990-91 season, and becoming the fastest coach in school history to win 150 games.

Following the season, Montgomery was selected No. 10 overall by the New York Liberty in the 2011 WNBA Draft, the first ACC player drafted in 2011 and became Tech's highest drafted player and first first round draft pick. Montgomery is the fifth Yellow Jacket to be selected in the WNBA draft. During her eight seasons on the Flats, Joseph has coached

HEAD COACH MACHELLE JOSEPH

INDIVIDUAL ACCOLADES UNDER JOSEPH

WNBA DRAFT PICKS (6)

Year	Player	Rd (overall)	Team
2006	Kasha Terry	2nd (26)	Indiana
2008	Chioma Nnamaka	2nd (21)	San Antonio
2010	Brigitte Ardossi	2nd (21)	Atlanta
2011	Alex Montgomery	1st (10)	New York
2012	Sasha Goodlett	1st (11)	Indiana
2014	Tyaunna Marshall	2nd (11)	New York

ACC ACADEMIC SELECTIONS (6)

Year	Player
2005	Jessica Williams
2008	Alex Montgomery
2010	Deja Foster
2013	Danielle Hamilton-Carter
2014	Shayla Bivins
2015	Roddreka Rogers

ALL-ACC SELECTIONS (18)

Year	Player	Team
2004	Fallon Stokes	2nd Team
2004	Alex Stewart	Honorable Mention
2005	Stephanie Higgs	Honorable Mention
2007	Stephanie Higgs	3rd Team
2007	Janie Mitchell	Honorable Mention
2008	Janie Mitchell	3rd Team
2008	Chioma Nnamaka	Honorable Mention
2009	Alex Montgomery	3rd Team
2010	Brigitte Ardossi	2nd Team
2010	Alex Montgomery	3rd Team
2011	Alex Montgomery	2nd Team
2011	Tyaunna Marshall	3rd Team
2012	Sasha Goodlett	2nd Team
2012	Tyaunna Marshall	2nd Team
2013	Tyaunna Marshall	1st Team
2014	Tyaunna Marshall	1st Team
2014	Kaela Davis	2nd Team
2015	Kaela Davis	1st Team

18 All-ACC honorees, three ACC All-Freshman team members, five ACC All-Defensive team selections, three ACC All-Academic team members and the 2010 ACC Sixth Player of the Year.

Joseph helped her 2009-10 team to a record-setting season in her seventh on the Flats. She led her squad to a 23-10 mark, tying the most wins in program history and most since joining the ACC prior to the 1979-80 season. Her team reached its fourth straight NCAA Tournament. The year was marked by the development of Brigitte Ardossi, who registered one of the best senior seasons in program history. She earned All-ACC second team honors and become just the fifth Yellow Jacket to be drafted when the Atlanta Dream selected her in the second round. Montgomery earned her second straight All-ACC third team nod and was selected the ACC Sixth Player of the Year.

In her sixth season, Joseph once again led her team to a 22-10 record and led it to the program's third straight NCAA Tournament appearance despite listing 10 freshmen and sophomores on the roster. Tech found itself in the national rankings for five consecutive weeks during the season. The team registered wins over three ranked opponents during the regular season, including a 66-62 win over No. 2/3 North Carolina, the highest ranked opponent ever defeated by a Yellow Jacket team. The Jackets also earned the program's second NCAA Tournament victory when they defeated Iowa in the first round of the tournament, 76-62.

The 2007-08 campaign was another successful season with Joseph at the helm. The Jackets finished with a 22-10 record, registering the most wins in program history since joining the ACC before the 1979-80 season. Tech also made its second straight NCAA Tournament appearance, another first for the Yellow Jacket program. The Jackets' play earned them a national ranking of No. 23 in both the AP and ESPN/Coaches Polls during the week of Jan. 21, 2008, the team's first national ranking in 14 years. Two Jackets earned All-ACC honors and senior Chioma Nnamaka became the highest-ever Yellow

Jacket taken in the WNBA draft, when she was selected 21st overall.

In her fourth year at Tech, Joseph again took the program to new heights. She coached the Jackets to a 21-12 finish, the best in school history, and the program's first NCAA Tournament win, a 55-54 thriller over DePaul. The Jackets also earned their first-ever winning record in ACC play, including wins over defending national champions and fourth-ranked Maryland and Sweet 16 participant NC State. Tech's 9-5 ACC record was seven wins better than the previous season and was the second-best turnaround in conference history.

Once again, Joseph proved to be one of the best recruiting coaches in the nation when she

brought in the eighth-ranked recruiting class, featuring forwards Alex Montgomery and lasia Hemingway, guards Deja Foster, Shaday Woolcock and Simone Trice. Montgomery became the then-highest-ranked recruit to ever sign a letter of intent when the 15th-ranked player chose Tech during the early signing period.

Joseph's third season at the helm of the program proved to be one of her most successful, both on and off the court. While the Jackets again finished just one game shy of postseason qualification, Georgia Tech earned its first ACC Tournament victory under Joseph and came within five points of recording a quarterfinal victory in the conference tournament against the eventual national champion Maryland. Joseph had two players earn their degrees the following May, and another to be selected in the WNBA draft.

In 2005, Joseph guided a young Yellow Jacket team to a 13-14 record, with the top victory of the season coming against Georgia Tech's arch rival, Georgia, by a score of 55-49 at Alexander Memorial Coliseum. It marked the first time since the 1998-99 season that the Yellow Jackets had defeated a team ranked in the top-10, and the highest ranked team Tech had recorded a victory against since the 1991-92 season, as the Bulldogs were ranked sixth in the nation entering the contest.

Joseph's first recruiting class as the head coach at the Institute, the 2004-05 freshman class, was ranked the No. 5 recruiting class in the nation by the All Star Girls Report in USA Today in November, 2003. Included in that group were high school All-Americans Jill Ingram, Daphne Mitchell and Janie Mitchell, with Giuliett Ancora, Shantrell Moss and Chioma Nnamaka rounding out her first recruiting class.

Joseph acquired a program that she helped take to the NCAA Tournament for the first time in a decade and just the second time in school history when she was named the Yellow Jackets' head coach prior to the 2003-04 season. During her first season, Joseph tied the records for most overall and conference victories by a first-year head coach, tying her predecessor, Agnus Berenato, who left the Flats to become head coach at Pittsburgh after 15 seasons in the same post at Georgia Tech.

Joseph's skill as a recruiter translated into immediate results at Georgia Tech, where she assembled the then highest-rated freshman class in school history. Tech's 2002 recruiting class, which included McDonald's and WBCA prep All-American Kasha Terry, as well as Ashley Guerrant, Megan Harpring, April Johnson, Jessica Williams and Mallorie Winn, was rated among the top-15 in the nation by a number of recruiting services and media outlets, including No. 11 by the All-Star Girls Report as the second-highest in the Atlantic Coast Conference.

Following two years as an assistant coach under Berenato, during which the Yellow

JOSEPH IN THE POST SEASON

2007: #7 Seed | NCAA 2nd Round

M17	vs. #10 DePaul	W, 55-54
M19	vs. #2 Purdue	L, 63-76

2008: #10 Seed | NCAA 1st Round

M22	vs. #7 Iowa State	L, 55-58
-----	-------------------	----------

2009: #9 Seed | NCAA 2nd Round

M22	at #8 Iowa	W, 76-62
M24	vs. #1 Oklahoma	L, 50-69

2010: #6 Seed | NCAA 1st Round

M21	vs. #11 Arkansas-Little Rock	L, 53-63
-----	------------------------------	----------

2011: #5 Seed | NCAA 2nd Round

M19	vs. #12 Bowling Green	W, 69-58
M21	at #4 Ohio State	L, 60-67

2012: #4 Seed | NCAA Sweet 16

M18	vs. #13 Sacred Heart	W, 76-50
M20	vs. #5 Georgetown	W, 76-64
M24	vs. #1 Baylor	L, 68-83

2014: #10 Seed | NCAA 1st Round

M23	vs. #7 LSU	L, 78-98
-----	------------	----------

2015: At-Large Bid | WNIT 2nd Round

M19	vs. Elon	W, 69-47
M22	at Ole Miss	L, 48-63

HEAD COACH MACHELLE JOSEPH



Joseph averaged 18 wins a season, Joseph was named the fifth head coach in the history of the Georgia Tech program by former Institute President Dr. G. Wayne Clough and then-Director of Athletics Dave Braine.

"I felt like I won the lottery when I took this job," said Joseph. "This is one of the best jobs in the country and there is no reason why we can't challenge for an ACC and national championship in the years to come. We have all of the resources, the support of our administration and everything that it takes to be a top-10 program, and that is my goal for Georgia Tech."

Braine said that rewarding Joseph with her first head coaching position was a logical choice.

"MaChelle has proven herself to be an outstanding coach and recruiter in her 11 years as an assistant coach, and in particular in her two years at Georgia Tech," Braine said at the time of her promotion.

Tech's former athletic director, Dan Radakovich, showed support in Joseph's vision and awarded her with a contract extension that will keep her at Georgia Tech through the 2014-15 season.

"MaChelle has certainly ratcheted up the program in a number of ways," Radakovich said. "She and her staff have worked extremely hard in recruiting, coaching and in gaining awareness in the city of Atlanta. This is definitely a program on the rise."

Prior to her hiring as an assistant before the 2001-02 season, the Yellow Jackets hadn't won 20 games in the same season since the 1992 WNIT Championship season, and hadn't finished at .500 or above in conference play since 1993.

In her two years as Tech's top assistant coach, Joseph applied her skills as an instructor

and recruiter along with her all-star playing credentials to help the program enjoy two of the best seasons in its history.

Joseph arrived on the Flats after serving as an assistant coach and the recruiting coordinator on Joe Ciampi's staff at Auburn from 1997-2001. She helped guide the Tigers to a combined 97-50 record in five seasons and the second round of the NCAA Tournament on three occasions. Each of the last four recruiting classes she helped attract to Auburn were ranked in the top-10 nationally by the All Star Girls Report, including the Tigers' 2001 class that was ranked the nation's second-best.

Before joining the Auburn staff, Joseph coached at her alma mater, Purdue, from 1994-96 under Lin Dunn and helped the Boilermakers post a sterling 73-24 (.753) record in three seasons. Purdue advanced to the Final Four in 1994 and followed that performance with a trip to the NCAA Elite Eight in 1995. Joseph also served one year (1993) as an assistant at Illinois.

Overall, Joseph's career as an assistant coach spanned 11 years in three of the nation's top women's basketball conferences, with successful stops at Auburn of the Southeastern Conference, as well as Purdue and Illinois of the Big Ten preceding her Atlantic Coast Conference stint. In 15 seasons as a collegiate player and assistant coach, Joseph was a part of programs that produced winning records in every year but one, and reached the NCAA Tournament 11 times.

A four-year starter for the Boilermakers from 1989-1992, Joseph is one of the most decorated players in Purdue and Big Ten Conference history as she garnered numerous conference and national accolades. After earning Big Ten Freshman of the Year honors as well as second-team all-conference accolades in 1989, Joseph was a first-team All-Big Ten selection in 1990, 1991 and 1992 and was named the Big Ten Player of the Year as a senior. She also earned Kodak All-America honors in 1992, when she was tabbed the Women's Basketball News' College Player of the Year.

JOSEPH YEAR-BY-YEAR AT GEORGIA TECH

Year	Overall	ACC/Finish*	ACC Tourn.	Home	Away	Neutral	Postseason
2003-04	14-15	5-11/8th	0-1	8-4	4-8	2-3	--
2004-05	13-14	4-10/8th	0-1	10-6	3-6	0-2	--
2005-06	14-15	2-12/11th	1-1	11-5	2-8	1-2	--
2006-07	21-12	9-5/6th	1-1	13-3	6-6	2-3	1-1 (NCAA 2nd Rd.)
2007-08	22-10	7-7/5th	1-1	14-2	7-6	1-2	0-1 (NCAA 1st Rd.)
2008-09	22-10	8-6/5th	0-1	13-2	5-5	4-3	1-1 (NCAA 2nd Rd.)
2009-10	23-10	8-6/4th	1-1	12-2	8-6	3-2	0-1 (NCAA 1st Rd.)
2010-11	24-11	9-5/t4th	2-1	14-3	6-4	4-4	1-1 (NCAA 2nd Rd.)
2011-12	26-9	12-4/t3rd	2-1	10-3	10-2	6-4	2-1 (NCAA Sweet 16)
2012-13	14-16	7-11/t7th	0-1	7-8	5-6	2-2	--
2013-14	20-12	9-7/7th	1-1	11-4	5-6	4-2	0-1 (NCAA 1st Rd.)
2014-15	19-15	7-9/t9th	1-1	11-6	6-6	2-3	1-1 (WNIT 1st Rd.)
Totals (12 years)	232-149 (.609)	87-93 (.483)	10-12 (.455)	134-48 (.736)	67-72 (.482)	31-32 (.475)	6-8 (.429)

ASSISTANT COACHES & STAFF



KEVIN MORRISON

ASSISTANT COACH

CALIFORNIA STATE POLYTECHNIC UNIVERSITY, 1994
FIRST SEASON AT GEORGIA TECH

Georgia Tech women's basketball head coach MaChelle Joseph has announced the addition of Kevin Morrison, an eight-year division one coaching veteran and well known recruiter, to the staff as an assistant coach, on May 22, 2015.

"Kevin Morrison is a huge addition to a great staff," Joseph said. "He has had tremendous experiences at two very successful programs. His ability to recruit and coach at the highest level is proven. I am very excited about the future of our program and Kevin will be an integral part of our success."

Morrison brings a west-coast flavor to the Yellow Jackets after coaching at both Washington and California for the past eight years.

"I want to first off thank Coach Joseph for this opportunity," Morrison said. "I am extremely excited to join the Georgia Tech women's basketball staff and to have the chance to work with these student-athletes. Georgia Tech and the city of Atlanta are very special and I'm looking forward to joining the Yellow Jacket family."

Morrison spent the past four seasons at Washington, starting off as an assistant coach prior to the 2011-12 season and then being promoted to associate head coach in April of 2013. As the associate head coach, Morrison worked with on-court coaching, skill development and advancing scouting and recruiting for the Huskies.

Morrison aided Washington to a 23-10 record in 2015 which was the most wins in a season since 2002-03. The Huskies were selected to the NCAA Tournament in 2015 for the first time since 2007. He was instrumental in the development of the post players, including Talia Walton who was named to the Pac-12 All-Freshman Team and Aminah Williams who finished second all-time at UW for single-season rebounding and as the school's all-time rebounding leader. A notable recruiter, Washington signed three McDonald's All-Americans over his four seasons and signed three top 25 recruiting classes, including a top-10 class in 2013.

Morrison got his start in collegiate women's basketball at California. For four years, the La Verne, Calif., native served as an assistant coach at California under coach Joanne Boyle, where he assisted with recruiting and contributed in the Golden Bears ability to continually bring in highly ranked classes.

While at California, Morrison was a part of a successful Golden Bears program that reached the postseason in each of his four seasons, including advancing to the Sweet Sixteen in 2009 and won the WNIT Championship in 2010. During the 2007-08, and then later in 2008-09, the Golden Bears set a school record for wins with 27. Overall, Cal signed three recruiting classes that were ranked in the Top-10 by ESPN Hoopgurlz, Blue Star, and All-Star Girls Report (#1 in 2009, #9 in 2010, #7 in 2011)

Prior to joining the college ranks, Morrison was the president and head coach of the West Coast Elite AAU program, where he helped 74 players sign with Division I teams, including 19 McDonald's All-Americans and six Gatorade State Players of the Year and one Gatorade National Player of the Year.

Morrison is a 1994 graduate of Cal Poly Pomona with a degree in social work. He spent over nine years as a social worker and high school guidance counselor as well as a varsity girls' basketball coach. Kevin and his wife Heather have four children: sons Jayce, Jaylen, Myles and daughter Mya.



ROB NORRIS

ASSISTANT COACH

INDIANA UNIVERSITY OF PENNSYLVANIA, 1999
FIRST SEASON AT GEORGIA TECH

A fourteen-year veteran of Division I college basketball, Rob Norris joined the Georgia Tech women's basketball staff as an assistant coach on April 15, 2015.

"I am very excited to add someone to our Georgia Tech women's basketball staff with Rob's level of experience," head coach MaChelle Joseph said. "He has been in college basketball for over 14 years on both the men's and women's side. He will oversee our scouting and will be in charge of player development. I look forward to working with Rob and welcome him and his family to Atlanta."

Norris comes to the Flats after serving as an assistant coach for the VCU women's basketball team for the 2014-15 season. He was also an assistant coach at Eastern Michigan and coached for nine years in men's college basketball.

"I am very grateful to be joining Coach Joseph's staff," Norris said. "It's an exciting time for Georgia Tech women's basketball and I am excited to be a part of it."

Norris was the lead assistant for the VCU women's basketball team for the 2014-15 season. At VCU, he worked with the guards and wings and helped guide the Rams to a 16-14 overall record.

Before coaching at VCU, Norris was an assistant coach at Eastern Michigan, serving as the team's defensive coordinator and focusing on the guards. In 2012-13, Eastern Michigan limited its opponents to 63.8 points per game and in 2013-14, improved its record by 10 wins to 18-14

Prior to Eastern Michigan, Norris worked in men's basketball for 11 years. From 2006-09, Norris was the assistant coach at Canisius College and in 2009, he was promoted to the associate head coach where he served in that capacity until 2012. While at Canisius, Norris was mainly responsible for the team's scheduling and worked closely with the head coach in game-planning, opponent scouting and daily practice planning. He recruited former MAAC Co-Rookie of the Year, Frank Turner. Turner finished out his career ranked among the school's top-10 in 12 different statistical categories.

Norris spent two years at Towson University as an assistant coach (2004-06) where he worked under head coach Pat Kennedy. At Towson, Norris worked closely with future NBA standout Gary Neal who currently plays for the Minnesota Timberwolves. Norris also had worked with Kennedy, serving as his director of men's basketball operations from 2002-04 at the University of Montana and as his film coordinator at DePaul from 2001-02.

A native of Rochester, N.Y., Norris attended Fairleigh Dickinson University for two years before transferring to Indiana University of Pennsylvania for his junior and senior years. A four-year starter at guard, Norris earned a spot on the Northeast Conference's 1995-96 All-Newcomers Team after averaging 11.0 points per game for FDU as a freshman.

In his senior year, he was named captain at IUP and helped direct the Indians to a 22-5 record, the third-best in school history. He closed out his collegiate career with over 1,000 points, 300 assists and 300 rebounds.

A graduate of Rochester's McQuaid Jesuit High School, Norris was a four-year varsity player and a McDonald's All-American nominee. A two-time all-state and All-City Catholic League selection and a first-team All-Greater Rochester choice in his senior year, he led McQuaid to a pair of Section V championships.

Norris and his wife Ann Marie have three children, two daughters, Haden (9), Keely (5) and a son, Holt (1).

ASSISTANT COACHES & STAFF



ML WILLIS

ASSISTANT COACH

IOWA, 1998
THIRD SEASON AT GEORGIA TECH

Georgia Tech head women's basketball coach MaChelle Joseph announced the hiring of M.L. Willis as the newest assistant coach for the Yellow Jackets May 2, 2013.

Willis comes to Georgia Tech after four years at West Virginia and brings 13 years of coaching experience to the Yellow Jacket staff. She completed her third season as the assistant coach of the Jackets in 2014-15.

"I am extremely excited to join the Georgia Tech program," Willis said. "I'm looking forward to coaching and competing in the Atlantic Coast Conference, which is arguably the best women's basketball conference in the country. With the facilities Georgia Tech has, the prestige of the Institute and the fantastic home that is Atlanta, the program has every opportunity to be successful and I want to help build on what Coach Joseph has already achieved here."

During her time with the Mountaineers, Willis helped lead WVU to four NCAA Tournament appearances. West Virginia won at least 20 games in three of her four years, including a program-best 29 victories in 2009-10. In only her second year, Willis and the Mountaineers posted the best start ever for a WVU team as the Mountaineers began the 2010-11 season 19-0 and had the No. 1 ranked scoring defense nationally for five weeks. WVU won three straight games over top-25 opponents for the first time in school history during the 2011-12 season.

Willis drew on her expertise with posts and forwards at West Virginia to help develop Asya Bussie into a 2009-10 All-Big East Freshman Team unanimous selection. Bussie went on to earn first team All-Big East as a junior in 2011-12. Willis also coached All-Big East selections Liz Repella, Sarah Miles and Korrine Campbell while at WVU. In 2012-13, forward Jess Harlee was selected to the Big 12 All-Defensive Team.

"I am very excited to add someone of Malika's caliber to our coaching staff," Joseph said. "She has tremendous experience as both a player and a coach, which will be a great asset to our players. Malika is one of the top up-and-coming post coaches and recruiting coordinators in the game, and I am looking forward to the opportunity to work with her."

Willis arrived in Morgantown after two years as an assistant coach at Norfolk State. During her three previous seasons at Elizabeth City State, Willis coached post player Celeste Trahan, who became the first player in Division II history to score 2,000 points and grab 1,500 rebounds in a career. Willis also held assistant coach positions at the University of Illinois-Chicago, Chicago State and Cheyney University.

A native of Queens, N.Y., Willis played at Christ the King High for three years and spent her senior season at Trinity High in Cleveland, Ohio. Christ the King was the No. 1 nationally ranked prep squad and won the national title in 1993. During her senior season, Willis helped Trinity High gain similar recognition as her team was ranked No. 2 after winning the national title and she was named a Parade All-American.

Willis was recruited to the University of Iowa by Hall of Fame head coach C. Vivian Stringer where she was a part of the No. 1 ranked recruiting class. The Hawkeyes won the 1995 Big Ten regular season title and consecutive Big Ten Tournament titles in 1995 and 1996.

A four-year letterwinner at Iowa, Willis earned bachelor's degrees in media studies and African-American studies in 1998. She played professionally for Color Cap Tybrik of Poland and Tapiola Honka of Finland in 1999, and Brazil's Santa Maria Club in 2000.

In 2011, Willis was inducted into the Ohio Basketball Hall of Fame and Museum. In addition, she was selected to attend the prestigious Villa 7 Consortium in 2013, which brings together university athletic directors and elite assistant basketball coaches in an effort to prepare the next generation of college basketball leaders.



CATHERINE GREENE

DIRECTOR OF OPERATIONS

NORTH CAROLINA, 2008
FOURTH SEASON AT GEORGIA TECH

Catherine Greene begins her fourth season as a member of the Georgia Tech women's basketball staff in 2015-16 and her third as Director of Basketball Operations.

Greene works closely with Joseph in overseeing all aspects of the program's day-to-day operations. Greene oversees the Yellow Jackets' team travel, promotional and fundraising efforts, community service initiatives and community relations. Greene also serves as the director of the MaChelle Joseph Basketball Camps and the liaison for academics and the Total Person Program.

She joined the Tech staff for the 2012-13 season as the associate director of basketball operations after spending the previous two and a half years working full-time in event operations at the University of North Carolina.

During her time at UNC, Greene served as director or co-director of more than 10 NCAA or ACC postseason championship events. She also worked as the gameday manager for the Tar Heels' men's and women's soccer, field hockey, women's basketball, men's and women's lacrosse and baseball teams.

Greene graduated from North Carolina in 2008 with Bachelor of Arts degrees in sociology and from the School of Journalism and Mass Communication with a public relations concentration. She earned a Masters of Arts in exercise and sport science with a sport administration specialization in 2010.

During her undergraduate career, Greene served as a manager for the Tar Heels' women's basketball team and was the head manager for three years. While she was with UNC, the Tar Heels won four ACC championships and advanced to the 2006 and 2007 Final Fours. As a graduate student, Greene was a graduate student assistant for the women's team for one season before serving as the graduate intern for the Dean E. Smith Center. Greene helped start and run several youth basketball clinics in North Carolina.

Greene was born in Gastonia, N.C., and played high school basketball with former Yellow Jacket Tiffany Blackmon.



BROCK BERENATO

DIRECTOR OF VIDEO AND PLAYER PERSONNEL

BRADLEY, 2014
FOURTH SEASON AT GEORGIA TECH

Brock Berenato joined the Yellow Jackets' staff as the director of video and player personnel prior to the 2015 season. Berenato, who is distantly related to former head coach Agnus Berenato, comes to the Flats from VCU where he was hired as the video coordinator for women's basketball in June 2015.

He was no stranger to the Rams after serving as the graduate manager from during the 2014-15 season, where he assisted with film. Berenato received a M. Ed. Degree in sport leadership in 2015 from VCU. He was awarded the Center for Sport Leadership at VCU "Student of the Year" which honors one full-time student who demonstrated enthusiastic commitment, leadership qualities, and academic excellence.

Berenato attended Bradley University in Peoria, Ill., and graduated with a B.A. in sports communication in 2014. Berenato was also involved with women's basketball as an undergrad, assisting the team as an undergraduate manager from 2012-14. He was a seven time Dean's list member at Bradley.

ASSISTANT COACHES & STAFF



METRA WALTHOUR

ASSISTANT DIRECTOR OF OPERATIONS

GEORGIA TECH, 2012
THIRD SEASON AT GEORGIA TECH

Georgia Tech's former standout point guard Metra Walthour was named the assistant director of women's basketball operations on May 29, 2015.

Walthour is no stranger to the Georgia Tech program, having played for Georgia Tech from 2008-2012 and she was Tech's graduate student manager from 2013-15.

Walthour finished her Georgia Tech career in 2012 after helping the Jackets to four 20-win seasons and four NCAA Tournament appearances, including Georgia Tech's first Sweet 16 trip in 2012. The Hinesville, Ga., native finished her illustrious career as part of the winningest class in Tech history as she was a part of 95 Yellow Jacket victories.

Walthour finished her career ranked in the top 10 of several Georgia Tech career lists. She ranked fifth in career assists (398), third in games played (128), seventh in 3-point field goals made (125), seventh in 3-point field goals attempted (389), 10th in assist average (3.0) and fifth in minutes played (3,532).

As a senior, Walthour played an integral role as Tech broke several records. The Yellow Jackets finished the 2012 season with a school-record 26 wins, a program-best 12 ACC victories, a school-high tie for third place in the ACC regular season and a school-record 10 road wins. Tech reached only the second ACC championship game in program history, earned its highest seed in the NCAA Tournament, 4, advanced to the Sweet 16 for the first time and finished ranked No. 10 in the coaches' poll.

Following her stellar career for the Jackets, Walthour graduated with a degree in Science, Technology and Culture in May of 2012 and went on to be the WBCA's "So You Want to be a Coach" intern for the 2013-14 year.

In 2014, Walthour returned to the Flats as a graduate manager for the Jackets. As a graduate manager, Walthour had a variety of responsibilities including coordinating team meals, helping to organize the team's student managers, overseeing the recruiting mailing system, assisting with live game breakdown of film and aiding in community service initiatives.



AMANDA BROWN

Academic Coach



MITCH CHOW

Undergraduate Manager



WILL LI

Undergraduate Manager



BRITTANY MCCORMICK

Asst. Dir. of Communications



SCOTT McDONALD

Dir., Strength & Conditioning



ALYX PAISNER

Undergraduate Manager



JONNESHIA PINEDA

Graduate Manager



SUNSEA SHAW-WILLIAMS

Academic Coach



KAREN SUGRUE

Office Manager



FELICIA TUCKER

Athletic Trainer

ADMINISTRATION



MIKE BOBINSKI

ATHLETICS DIRECTOR

NOTRE DAME, 1979
THIRD YEAR AT GEORGIA TECH

Mike Bobinski, who has successfully directed athletic departments at Akron and Xavier for a combined 20 years and has worked as a collegiate athletics administrator for 30 years, embarks on his third year as director of athletics at the Georgia Institute of Technology.

Bobinski will oversee an athletic department that includes 17 NCAA Division I varsity sports and is rich with athletic tradition and success.

Just the eighth Georgia Tech director of athletics over the past 110 years, Bobinski joins the likes of John Heisman, William Alexander, Bobby Dodd and Homer Rice who have served in the role previously.

Bobinski, whose tenure officially began April 1, 2013, served as chair of the NCAA Division I Men's Basketball Committee for the 2012-13 season. That successful role concluded with the 2013 Final Four, which coincidentally was held in Atlanta.

Bobinski came to Georgia Tech after serving 12 years as director of athletics at Cincinnati's Xavier University, where he also served as associate vice president. He was hired as the Musketeers' director of athletics in 1998 and remained in the role until 2004, when he was named associate vice president for development and oversaw all of the university's fundraising efforts, including major gifts, grant services and annual and planned giving. He returned as athletic director in 2006.

At Xavier, Bobinski headed an athletic program that strived to excel in the classroom as well as on the playing fields and courts. In 2012, Xavier ranked 11th nationally in Division I Graduation Success Rates at 97 percent. In June of 2012, the National Association of Collegiate Directors of Athletics named Bobinski the Under Armour Division I Northeast Athletic Director of the Year.

During his tenure, nine of Xavier's teams and numerous individuals competed in NCAA championship competitions. That includes men's basketball, which reached at least the NCAA Tournament Sweet 16 in four of the last six years. In the same time span, 25 Xavier teams captured Atlantic 10 Conference championships.

In men's basketball, Xavier averaged 25 wins over Bobinski's 12 years, and earned a spot in the NCAA Tournament 10 times. The Musketeers advanced to the Elite Eight in 2004 and 2008. In addition, men's basketball extended its streak to 88 straight seniors that graduated. Women's basketball made runs to the NCAA Elite Eight in 2001 and again in 2010 and in 2011 achieved its highest national ranking in program history at No. 4.

In 2009, Bobinski hired Chris Mack as men's basketball head coach. He also hired Thad Matta as head men's basketball coach in 2001 and Sean Miller as Xavier's first associate head coach. Matta is now head coach at Ohio State and Miller has since taken over as head coach at Arizona. Bobinski also hired former women's basketball coach Kevin McGuff, who spent nine years at Xavier and is now head coach at Ohio State. He also oversaw the opening of The Cintas Center and other significant facility projects, including upgrades to soccer and baseball venues and the development of a golf practice facility.

Prior to joining Xavier, Bobinski served as the University of Akron's athletic director from 1994 to 1998. From 1989 to 1994, he was the associate director of athletics at the U.S. Naval Academy. Prior to that, Bobinski served as the associate and assistant business manager at the University of Notre Dame from 1984 to 1989.

As a licensed certified public accountant, he first went into accounting with Deloitte, Haskins and Sell and Arthur Young & Company from 1979-82. He also worked for the Walt Disney Company in Orlando from 1982-84 before moving into college athletics at UND in 1984.

Bobinski was hired at Georgia Tech following a three-month, nationwide search. A seven-member committee led by Stephen P. Zelnak Jr. advised Peterson and identified candidates. Bobinski took over for Dan Radakovich, who resigned in November (2012).

A native of Yaphank on Long Island, N.Y., Bobinski received his bachelor of business administration from Notre Dame in 1979, graduating magna cum laude, while playing four years for the Fighting Irish baseball team.

Bobinski has two children, Melissa, a 2009 Xavier graduate, and Brian, a 2012 Ohio State graduate.



THERESA WENZEL

ASSOCIATE ATHLETIC DIRECTOR/SENIOR WOMEN'S ADMINISTRATOR

MARQUETTE UNIVERSITY, 1991
11TH SEASON AT GEORGIA TECH

Theresa Wenzel enters her ninth season as the Senior Woman Administrator at Georgia Tech and also holds the title of Associate Director of Athletics. She oversees women's basketball, volleyball, softball, golf, men's and women's tennis, and the men's and women's swimming & diving teams in her role.

Wenzel is the athletic department non-academic liaison to the Office of Student Affairs. She is also a member of various committees including the Georgia Tech Women's Resource Center Advisory Board, the Title IX Compliance Committee, the GTAA Compliance and Equity Committee and the NCAA Athletic Certification Steering Committee. Wenzel also serves on the ACC Equity Committee, the ACC Women's Basketball Committee, ACC Softball Committee and the ACC Women's Tennis Committee.

In 2011, Wenzel earned the prestigious Administrator of the Year award from the Women's Basketball Coaches Association (WBCA) for her excellence in athletic administration. The WBCA Administrator of the Year Award is awarded annually to an administrator, athletic director, associate or assistant athletic director, or senior woman administrator who has promoted women's basketball in a positive manner through clinics, speaking engagements, books, articles, research and/or special promotions at the local, regional and/or national levels, and who has served as a professional role-model for student athletes.

Wenzel possesses a wide range of experience in athletic administration and coaching. She joined the Georgia Tech Athletic Association staff in October of 2005 after an eight-year stint at Siena College (N.Y.), where she served as Assistant and then Associate Athletics Director of business operations while also coaching the women's golf team.

While at Siena, Wenzel served one year as the school's intramural director and assistant facilities director before being named Assistant Athletic Director for business operations and head women's golf coach in 1998. In seven seasons as head golf coach, Wenzel led the Saints to five consecutive Metro Atlantic Athletic Conference titles from 2001-2005. She relinquished her coaching duties following the 2005 season when she was promoted to Associate Athletics Director.

Prior to her time at Siena, Wenzel spent three years (1994-97) as an assistant women's basketball coach at Canisius College in Buffalo, N.Y., and she also served an internship with the National Invitational Tournament.

A basketball letterwinner at Marquette University, Wenzel earned a Bachelor of Science degree in business administration from Marquette in 1991. She added a master's degree in sport administration from Canisius in 2000.

PRESIDENT DR. G.P. BUD PETERSON



DR. G.P. BUD PETERSON

INSTITUTE PRESIDENT

Since assuming the role as Georgia Tech's 11th president in 2009, Dr. G. P. "Bud" Peterson has engaged the Georgia Tech community in developing and implementing a 25-year strategic plan. He has realigned Tech's administrative units for greater effectiveness, championed efforts to strengthen the Institute's leadership in innovation, expanded strategic partnerships, and worked to maximize Tech's impact in the state, region, nation, and the world.

Launched in conjunction with Tech's strategic plan, "Designing the Future," Campaign Georgia Tech has raised more than \$1.25 billion towards its goal of \$1.5 billion. This generosity of Tech's many supporters will help the Institute realize its goals outlined in the strategic plan, add endowed chairs and professorships, scholarships and fellowships, and both renovate existing and build new facilities.

Georgia Tech continues to benefit from the generous philanthropic support and its many partnerships. In the past four years, renovations and new facilities on campus include the McCamish Pavilion, the Ken Byers Tennis Complex, the John and Mary Brock Football Practice Facility, the Zelnak Basketball Practice Facility, the Clough Undergraduate Learning Commons, and the Carbon Neutral Energy Solutions Lab. Now under construction is the Engineered Biosystems Building, which will extend Tech's vision for interdisciplinary research, addressing many of today's grand challenges in biomedical science and human health.

Under Peterson's leadership Georgia Tech is taking a leading role in creating an "Innovation Zone" in Midtown Atlanta that has attracted companies such as Panasonic, Penguin Computing and AT&T Mobility's Foundry. Technology Square is a high-energy hub, creating an exciting environment for innovation to flourish.

Tech's research strategy focuses on creating transformative opportunities, strengthening collaboration, and maximizing economic and societal impact. Georgia Tech remains among the top 10 in research expenditures among universities without a medical school, with \$689 million in research expenditures in 2012.

Peterson is a champion of the G. Wayne Clough Georgia Tech Promise program, working to increase corporate and individual support. Tech Promise offers a debt-free Georgia Tech education to academically qualified Georgia residents from low-income families. More than 200 students were enrolled in the program this past year with an average family income of less than \$21,000/year, and almost 600 students have participated to date.

Peterson came to Georgia Tech from the University of Colorado at Boulder, where he served as chancellor. Prior to that, he served as provost at Rensselaer Polytechnic Institute in New York; on the faculty and in leadership positions at Texas A&M University for 19 years; and he has worked at both NASA and the National Science Foundation (NSF).

Throughout his career, Peterson has played an active role in helping to establish the national education and research agendas, serving on numerous industry, government and academic task forces and committees. A distinguished scientist, he was appointed in 2008 by President

George W. Bush to serve as a member of the National Science Board, which oversees the National Science Foundation and advises the President and Congress on national policy related to science and engineering research and education. In 2011, President Barack Obama appointed him to the Advanced Manufacturing Partnership steering committee.

Under his leadership, Georgia Tech was invited to become a member of the Association of American Universities (AAU), the first university to be invited to membership in ten years.

Peterson is a fellow of both the American Society of Mechanical Engineers (ASME) and the American Institute of Aeronautics and Astronautics (AIAA), and received the AIAA Distinguished Service Award in 2011. His research has focused on phase change heat transfer in both the cooling of electronic devices and spacecraft thermal control. He is widely published, authoring or co-authoring 15 books or book chapters, 210 refereed journal articles, and more than 160 conference publications. He also holds nine patents with two others pending.

Peterson earned a bachelor's degree in mechanical engineering, a second bachelor's degree in mathematics, and a master's degree in engineering, all from Kansas State

University. While an undergraduate at Kansas State, Peterson lettered three years as a tight end/wide receiver for the Wildcats football team. He earned a PhD in mechanical engineering from Texas A&M University.

President Peterson is a tireless ambassador for Georgia Tech. He and his wife of 39 years, Val, represent Georgia Tech globally, nationally, and locally, speaking to government, business and industry, and community leaders, as well as to civic and community groups, faculty, staff, students, and alumni. He and Val have four adult children, two of which are Tech alumni.





2014-15 SEASON REVIEW

2014-15 Notebook	35
2014-15 Results	36
Game-by-Game	37
Individual Stats	38
Superlatives	39
Box Scores	40-48

2014-15 NOTEBOOK

2014-15 HIGHLIGHTS

- In the 12th season under head coach MacChelle Joseph, the Georgia Tech women's basketball team went 19-15 overall and 7-9 in ACC play, finishing in a three way tie for 9th place in the conference.
- Joseph became GT's all-time winningest coach after the Jackets defeated Clemson on Jan. 4. She has a career record of 232-148.
- Georgia Tech made its eighth appearance in the last nine seasons to the post season, receiving an at-large bid to the WNIT Tournament.
- The Yellow Jackets advanced to the second round of the WNIT Tournament before falling at Ole Miss. Georgia Tech is now 6-4 overall in the Women's National Invitation Tournament.
- It was Joseph's eighth trip to the post season and first to the WNIT. She is 7-8 in the post season.
- Sophomore Kaela Davis was named First Team All-ACC and the Georgia College Player of the Year by the Atlanta Tipoff Club.

HISTORIC WIN

- The Yellow Jackets upset #16/17 Duke, 71-62, at home on Feb. 26, 2015.
- The win broke a 37-game losing streak to Duke for Tech's last win against Duke was at home on February 27, 1994, 61-56.
- It was the Yellow Jackets' first win against a top-25 opponent since the Jackets defeated No. 13/11 North Carolina on Feb. 6, 2014 last season.
- Joseph has now won 12 games against ranked opponents in her career.
- The Yellow Jackets held Duke to a season-low 19 points in the first half and held them to a 20.6 shooting percentage.



The Yellow Jackets snapped a 37-game losing streak to Duke last season with a victory on Sydney Wallace's senior night at home.

ACC LEADERS

- Sophomore Kaela Davis finished the 2015 ACC season as the leading scorer in conference games, averaging 19.2 ppg.
- The Yellow Jackets had two players in the top 20 of scoring in conference games. Davis checked in at number one, while junior Aaliyah Whiteside was 17th with her 14.4 points per game average.
- In rebounding, junior Roddreka Rogers averaged 10.2 boards per game against conference opponents, which was fifth.
- The Yellow Jackets ranked fourth in scoring offense in ACC games, averaging 68.3 points per game.
- Tech hit the offensive boards hard, averaging 16.8 offensive rebounds a game, which was third in conference games.
- They ranked third in offensive rebound percentage with 41.5 percent.

DAVIS SETS SEASON SCORING RECORD

- Sophomore Kaela Davis broke the Georgia Tech record for most points scored in a single season after scoring 14 points against UNC in the ACC Tournament.
- Davis entered the game needing just three points to break former Jacket's Tyaunna Marshall record of 609 points which she scored as a senior during the 2014-15

season.

- Davis finished the season 652 points and she is just the second Yellow Jacket to score at least 600 points in a single season, joining Marshall on that list.
- Davis finished 2014-15 with 1,246 career points which sits at 17th in the Georgia Tech record books.

RODDREKA ROGER'S REBOUNDS

- Junior Roddreka Rogers pulled down a team-high 335 rebounds in 2014-15, which is first on Georgia Tech's list for most rebounds by a junior.
- Her 335 rebounds is second on Georgia Tech's single-season list behind Bonnie Tate's 420 rebounds (1976-77).
- Rogers averaged 9.9 rebounds per game, 3.8 offensive rebounds per game and 6.0 defensive rebounds per game, which all led the Jackets.
- During conference play, Rogers averaged a double-double with 10.4 points per game and 10.2 rebounds per game. She was fifth in the ACC in rebounds per game in conference play.
- Rogers had 12 double-doubles last season, with eight coming against conference opponents - Clemson (three times), North Carolina (twice), Pittsburgh, NC State and Notre Dame.
- Her 17 career double-doubles ranked sixth among active players in the ACC last season.
- She has led the Jackets in rebounding in 22 games and had 17 games in double-figure rebounding. She has grabbed at least 13 boards in four out of the last eight games.

STEPPING UP BIG

- After losing senior Sydney Wallace for the season because of a torn ACL, junior Aaliyah Whiteside has stepped up in a bigger scoring role. Before getting injured during the Lipscomb game, Wallace was the second leading scorer on the Yellow Jackets, averaging 13.1 points per game. Since the Lipscomb game, Whiteside has scored at least 12 points in every game besides four, averaging 15.3 points per game the final 21 games.
- Whiteside has scored at least 20 points in four of those 21 games, scoring 20 at Boston College, leading Tech with 22 points at #8 North Carolina and 23 vs. Clemson and notching 23 vs. Elon.
- She scored 18 points in the second half at Wake Forest during her fourth double-double of the season (she had 11 rebounds).
- Whiteside averaged 14.4 points per game in ACC play and 6.5 boards per game, which were both second on the Jackets.
- She is also led the Jackets in assists per game with 2.2 per game. Her 13.3 points per game were second on the Jackets.
- She scored in double-figures in 16 of the past 24 games and 24 games this season. She had four double-doubles last season.
- Whiteside led the Yellow Jackets in free throw percentage last season, going 83.2 percent (139-167) from the charity stripe.
- Her 139 made free throws last season ranks fourth on the individual season record for most free throws made in Georgia Tech history and her 78.8 career free throw percentage is fourth in GT's record book.

WALLACE NETS 1,000TH CAREER POINT

- Senior Sydney Wallace became the 27th Yellow Jacket to score 1,000 career points after scoring 10 against Lipscomb on Dec. 29, 2014.
- Wallace entered into the game needing just nine points to join the 1,000 point club.
- In her career, Wallace made 167 3-pointers in her career which is sixth all-time in the Georgia Tech record books.
- Her 1,001th career point was a bittersweet moment - on the jump up to take the shot that gave her 1,000 career points, Wallace injured her knee and her career as a Yellow Jacket was cut short.

#SCTop10

- The Georgia Tech Yellow Jackets were featured on ESPN's SportsCenter Top 10 plays on March 6 as the number five play. Freshman Antonia Peresson sank a half-court 50 foot buzzer beater at halftime against North Carolina to bring the Jackets within 10 points of UNC's lead at the half at the ACC Tournament.
- It was Tech's first appearance on the popular show this season.

2014-15 SEASON RESULTS

2014-15 Overall Record: 19-15, ACC 7-9

Home: 11-6 Away: 6-6 Neutral: 2-3

Yellow Jackets By The Numbers	DATE	OPPONENT	SCORE	ATTEND	HIGH POINTS	HIGH REBOUNDS
Games leading GT in...	11/14/14	at Loyola Chicago	W, 92-57		(17)Kaela Davis, Katarina Vuckovic	(13)Roddreka Rogers
Scoring:	11/16/14	MORGAN STATE	W, 105-76	875	(26)Aaliyah Whiteside	(17)Roddreka Rogers
Davis21	11/19/14	KENNESAW STATE	W, 77-48	593	(15)Kaela Davis	(11)Aaliyah Whiteside
Whiteside8	11/23/14	#24/RV GEORGIA	L, 57-64	2468	(20)Kaela Davis	(8)Roddreka Rogers, Kaela Davis
O'Neil4	11/25/14	GRAMBLING STATE	W, 97-64	522	(20)Kaela Davis	(15)Roddreka Rogers
Wallace2	11/28/14	vs RV/RV Green Bay	L, 50-71		(13)Kaela Davis (4)Kaela Davis, Roddreka Rogers, Aaliyah Whiteside	(10)Roddreka Rogers
Vuckovic1	11/29/14	vs Villanova	W, 71-63		(24)Kaela Davis	(10)Roddreka Rogers
Rebounding:	11/30/14	vs RV/RV Minnesota	L, 69-72		(16)Sydney Wallace	(7)Katarina Vuckovic
Rogers20	12/04/14	at #16/16 Michigan State	L, 73-79 (OT)	6636	(22)Sydney Wallace	(12)Roddreka Rogers
Whiteside7	12/14/14	CENTRAL ARKANSAS	W, 88-50		(24)Zaire O'Neil	(13)Zaire O'Neil
Davis6	12/17/14	ALABAMA STATE	W, 77-53	432	(33)Kaela Davis	(8)Kaela Davis, Zaire O'Neil, Roddreka Rogers
O'Neil4	12/20/14	at St. Francis Brooklyn	W, 65-59	415	(19)Kaela Davis	(11)Roddreka Rogers
Vuckovic4	12/29/14	LIPSCOMB	W, 71-53	767	(28)Kaela Davis	(12)Aaliyah Whiteside
Tilford1	12/30/14	LA TECH	W, 96-81	656	(35)Kaela Davis	(13)Katarina Vuckovic
Assists:	1/2/15	at #7/6 Louisville*	L, 48-75	9049	(17)Aaliyah Whiteside	(10)Aaliyah Whiteside
Whiteside9	1/4/15	CLEMSON*	W, 74-66	1267	(17)Aaliyah Whiteside, Kaela Davis	(18)Roddreka Rogers
Peresson9	1/8/15	at Boston College*	W, 80-77	479	(27)Kaela Davis	(7)Roddreka Rogers, Aaliyah Whiteside
O'Neil8	01/11/15	at #8/6 North Carolina*	L, 81-96	3129	(22)Aaliyah Whiteside	(11)Roddreka Rogers
Tilford6	1/18/15	PITTSBURGH*	L, 72-75 (OT)	1548	(31)Kaela Davis	(13)Roddreka Rogers
Davis6	01/22/15	at #6/5 Notre Dame*	L, 76-89	8865	(24)Kaela Davis	(7)Kaela Davis
Wallace4	01/25/15	at Virginia*	W, 68-62	3975	(31)Kaela Davis	(11)Roddreka Rogers, Zaire O'Neil
Vuckovic3	1/30/15	#9/9 FLORIDA STATE*	L, 62-82	1166	(16)Aaliyah Whiteside	(10)Aaliyah Whiteside
Rogers2	2/1/15	VIRGINIA TECH*	W, 79-71	1072	(19)Aaliyah Whiteside	(10)Zaire O'Neil
Taylor1	2/8/15	#25/25 SYRACUSE*	L, 60-65	1622	(18)Kaela Davis	(9)Kaela Davis, Roddreka Rogers
Jones1	2/12/15	NC STATE*	L, 64-65	613	(17)Kaela Davis, Zaire O'Neil	(12)Roddreka Rogers, Katarina Vuckovic
Games in Double Figure Scoring:	02/15/15	at MIAMI*	L, 59-64	1442	(13)Zaire O'Neil, Kaela Davis	(8)Imani Tilford
Davis30	2/19/15	#4/4 NOTRE DAME*	L, 61-71	2303	(20)Zaire O'Neil	(14)Roddreka Rogers
O'Neil21	02/22/15	at Clemson*	W, 71-59	739	(24)Kaela Davis	(19)Roddreka Rogers
Whiteside21	2/26/15	#16/17 DUKE*	W, 71-62	1153	(24)Kaela Davis	(13)Roddreka Rogers
Rogers15	02/28/15	at Wake Forest*	W, 67-60	1085	(18)Aaliyah Whiteside	(11)Aaliyah Whiteside
Wallace11	03/04/15	vs Clemson	W, 80-53	3573	(23)Aaliyah Whiteside	(14)Roddreka Rogers
Vuckovic6	03/05/15	vs #15/12 North Carolina	L, 64-84	5359	(14)Zaire O'Neil, Kaela Davis	(11)Roddreka Rogers
Peresson1	3/19/15	ELON	W, 69-47	421	(24)Kaela Davis	(7)Kaela Davis
Taylor1	3/22/15	at Ole Miss	L, 48-63	1075	(16)Aaliyah Whiteside	(11)Roddreka Rogers
Games with 20+ points:	* - Conference game					
Davis15						
Whiteside5						
O'Neil3						
Wallace1						
Rogers1						
Games with 5+ assists:						
Peresson4						
Davis2						
Whiteside2						
Rogers1						
O'Neil1						
Games with 3+ steals:						
Whiteside9						
Tilford7						
Davis5						
Vuckovic4						
Wallace3						
Peresson2						
Rogers1						
O'Neil1						

Georgia Tech's 2014-15 Record

	W	L	PCT	ACC	W	L	PCT
Overall	19	15	.559	All Games	7	9	.438
All Games	11	6	.647	Home	3	5	.375
Home	6	6	.500	Away	4	4	.500
Away	2	3	.400	Neutral	-	-	-
Neutral							

Last five games:	3-2
Last 10 games:	5-5
Largest margin of victory:	38 (88-50) vs. Central Arkansas
Largest margin of defeat:	27 at #7/6 Louisville (82-52)

Margins of Victory/Defeat

	1	2	3	4	5	6	7	8	9	10	11-19	20-29	30-39	40+
Won By		1				2	1	3	1		3	5	3	
Lost By	1	2	2			1	1			1	3	4		

Score By Halves:

	1st (Avg.)	2nd (Avg.)	OT (Avg.)	Total (Avg.)
Georgia Tech	35.8	36.5	7.5	71.8
Opponents	31.4	34.9	12.0	66.9

Attendance Summary

	Games	Totals	Average Per Game
Home	17	17,478	1,028
Away	12	36,889	3,074
Neutral	5	8,932	1,786
Total	34	63,299	1,862

Record By Month

Month	W-L	(ACC W-L)
November	8-3	0-0
December	5-1	0-0
January	3-5	3-5
February	4-4	4-4
March	2-2	0-0

Record By Day Of Week

Day	W-L	(ACC W-L)
Sunday	6-7	4-4
Monday	1-0	0-0
Tuesday	2-0	0-0
Wednesday	3-0	0-0
Thursday	3-5	2-3
Friday	1-3	0-2
Saturday	3-0	1-0

Record When...

Record When...	W-L
Leading at halftime	16-3
Trailing at halftime	3-10
Tied at halftime	0-1
In overtime games	0-2

2014-15 GAME-BY-GAME RESULTS

		TOTAL		3-PTRS		REBS								
Date	Opponent	FG-A	Pct	3FG-A	Pct	FT-A	Pct	Tot	PF	A	TO	Blk	Stl	Pts
N14	Georgia Tech	31-66	.470	11-25	.440	19-28	.678	50	32	18	16	7	9	92
	Loyola Chicago	15-50	.300	3-7	.429	24-39	.615	36	20	7	16	6	11	57
N16	Georgia Tech	36-67	.537	9-23	.391	24-28	.857	50	16	17	17	2	7	105
	Morgan State	28-65	.431	6-14	.429	14-18	.778	22	24	11	12	0	9	76
N19	Georgia Tech	32-69	.464	6-15	.400	7-13	.538	48	16	13	14	1	7	77
	Kennesaw State	19-56	.339	5-17	.294	5-6	.833	30	15	9	20	2	7	48
N23	Georgia Tech	21-62	.339	3-19	.158	12-19	.632	35	19	10	12	6	6	57
	#24 Georgia	20-56	.357	5-19	.263	19-21	.905	45	16	14	17	1	3	64
N25	Georgia Tech	39-73	.534	10-16	.625	9-12	.750	45	12	25	20	5	14	97
	Grambling State	23-53	.434	9-22	.409	9-11	.818	18	13	11	25	6	10	64
N28	Georgia Tech	17-53	.321	3-18	.167	13-15	.867	30	22	8	16	2	5	50
	Green Bay	24-44	.545	10-19	.526	13-19	.684	30	15	16	16	2	8	71
N29	Georgia Tech	22-48	.458	3-13	.231	24-27	.889	45	15	9	14	4	3	71
	Villanova	22-68	.324	14-42	.333	5-7	.714	28	18	16	5	1	4	63
N30	Georgia Tech	28-64	.438	10-26	.385	3-5	.600	34	19	14	11	1	6	69
	Minnesota	25-45	.556	8-18	.444	14-20	.700	26	12	12	15	2	4	72
D4	Georgia Tech	26-67	.388	9-28	.321	12-20	.600	35	26	11	14	1	12	73
	#16 Michigan State	28-64	.438	5-20	.250	18-25	.720	52	16	20	18	4	5	79
D14	Georgia Tech	37-69	.536	7-19	.368	7-10	.700	39	7	19	13	1	10	88
	Central Arkansas	20-54	.370	9-26	.346	1-1	1.000	26	10	12	25	3	4	50
D17	Georgia Tech	28-74	.378	10-30	.333	11-22	.500	55	18	15	10	6	13	77
	Alabama State	17-49	.347	7-15	.467	12-28	.429	42	17	13	19	11	4	53
D20	Georgia Tech	25-69	.362	4-23	.174	11-14	.786	44	14	10	14	1	14	65
	St. Francis Brooklyn	24-59	.407	8-27	.296	3-5	.600	37	13	16	19	0	8	59
D29	Georgia Tech	27-63	.429	11-26	.423	6-11	.545	41	11	19	16	2	13	71
	Lipscomb	21-58	.362	10-33	.303	1-1	1.000	33	12	16	21	1	10	53
D30	Georgia Tech	34-78	.436	5-15	.333	23-27	.852	56	17	10	17	3	10	96
	Louisiana Tech	29-72	.403	9-24	.375	14-20	.700	35	19	15	15	3	8	81
J2	Georgia Tech	18-62	.290	3-16	.188	9-16	.563	41	20	6	24	3	14	48
	#7 Louisville	30-60	.500	3-6	.500	12-19	.632	42	16	22	21	5	10	75
J4	Georgia Tech	27-61	.443	5-14	.357	15-24	.625	49	19	17	13	2	4	74
	Clemson	25-70	.357	4-23	.174	12-17	.706	36	21	8	8	4	8	66
J8	Georgia Tech	27-54	.500	4-15	.267	22-27	.815	32	17	9	17	3	10	80
	Boston College	28-58	.483	7-19	.368	14-16	.875	30	18	13	17	2	9	77
J11	Georgia Tech	28-64	.438	5-14	.357	20-25	.800	38	24	18	20	5	8	81
	#8 North Carolina	38-82	.463	7-21	.333	13-21	.619	49	21	22	16	3	10	96
J18	Georgia Tech	24-72	.333	3-15	.200	21-24	.875	48	17	5	18	3	12	72
	Pittsburgh	26-68	.382	11-27	.407	12-15	.800	44	22	17	20	11	10	75
J22	Georgia Tech	32-64	.500	5-17	.294	7-11	.636	30	19	13	17	4	7	76
	#6 Notre Dame	35-62	.565	3-14	.214	16-20	.800	34	15	27	14	1	11	89
J25	Georgia Tech	26-65	.400	2-15	.133	14-14	1.000	40	13	9	13	5	7	68
	Virginia	28-63	.444	3-15	.200	3-7	.429	35	15	13	13	2	6	62
J30	Georgia Tech	20-61	.328	4-18	.222	18-28	.643	36	19	7	22	5	9	62
	#9 Florida State	33-67	.493	9-16	.563	7-15	.467	48	24	23	23	4	12	82
F1	Georgia Tech	25-53	.472	10-19	.526	19-28	.679	39	11	15	10	4	4	79
	Virginia Tech	29-67	.433	7-23	.304	6-7	.857	34	23	16	6	4	2	71
F8	Georgia Tech	19-57	.333	6-19	.316	16-21	.762	41	16	5	21	9	5	60
	#25 Syracuse	22-61	.361	7-25	.280	14-21	.667	40	14	13	16	3	14	65
F12	Georgia Tech	21-59	.356	5-27	.185	17-20	.850	53	17	10	17	9	4	64
	North Carolina State	23-66	.348	12-26	.462	7-16	.438	36	16	19	8	3	9	65
F15	Georgia Tech	24-57	.421	4-13	.308	7-12	.583	45	27	9	23	8	7	59
	Miami	19-63	.302	7-18	.389	19-23	.826	37	16	10	14	3	11	64
F19	Georgia Tech	24-65	.369	2-11	.182	11-17	.647	35	13	12	13	4	13	61
	#4 Notre Dame	28-63	.444	3-9	.333	12-15	.800	44	15	14	16	7	5	71
F22	Georgia Tech	23-63	.365	6-23	.261	19-29	.655	49	21	10	16	7	10	71
	Clemson	19-52	.365	5-12	.417	16-19	.842	33	21	10	20	5	10	59
F26	Georgia Tech	25-63	.397	8-21	.381	13-17	.765	41	11	14	13	2	5	71
	#16 Duke	26-73	.356	3-18	.167	7-10	.700	48	16	10	12	11	8	62
F28	Georgia Tech	21-62	.339	4-20	.200	21-26	.808	40	23	11	12	5	7	67
	Wake Forest	20-49	.408	1-10	.100	19-28	.679	38	23	10	20	4	4	60
M4	Georgia Tech	28-55	.509	8-14	.571	16-21	.762	47	16	15	17	6	4	80
	Clemson	18-62	.290	6-21	.286	11-15	.733	31	21	8	12	2	7	53
M5	Georgia Tech	26-74	.351	7-24	.292	5-11	.455	46	15	10	18	2	4	64
	#15 North Carolina	31-62	.500	7-17	.412	15-22	.682	40	14	15	10	12	7	84
M19	Georgia Tech	23-56	.411	7-22	.318	16-20	.800	39	15	11	13	1	9	69
	Elon	19-59	.322	4-21	.190	5-6	.833	32	19	11	18	4	6	47
M22	Georgia Tech	16-47	.340	3-18	.167	13-16	.813	35	16	14	23	0	6	48
	Ole Miss	21-61	.344	5-20	.250	16-18	.889	38	12	14	13	1	14	63
	Georgia Tech	880-2136	.412	202-651	.310	480-658	.729	1431	593	418	544	129	278	2442
	Opponents	833-2061	.404	222-664	.334	388-551	.704	1229	582	483	540	133	268	2276

2014-15 INDIVIDUAL STATS

OVERALL/CONFERENCE STATS

##	Player	GP-GS	Min	Avg	TOTAL		3-PTS		Pct	FT-A		Pct	REBOUNDS			Avg	PF	FO	A	TO	Blk	Stl	Pts	Avg
					FG-A	Pct	3FG-A	Pct		FT-A	Pct		Off	Def	Tot									
03	Kaela Davis	34-33	1141	33.6	235-645	.364	68-235	.289		114-150	.760		59	124	183	5.4	107	5	53	105	8	51	652	19.2
	Conference Only...	16-15	545	34.1	109-318	.343	24-98	.245		65-85	.765		26	60	86	5.4	53	3	18	53	3	26	307	19.2
02	Aaliyah Whiteside	34-30	1173	34.5	142-355	.400	33-96	.344		139-167	.832		102	114	216	6.4	57	0	77	58	14	46	456	13.4
	Conference Only...	16-16	600	37.5	70-178	.393	15-52	.288		75-87	.862		49	55	104	6.5	31	0	33	28	7	21	230	14.4
23	Sydney Wallace	13-13	402	30.9	64-149	.430	25-69	.362		17-21	.810		7	27	34	2.6	23	0	32	21	0	24	170	13.1
	Conference Only...	--	--	--	--	--	--	--		--	--		--	--	--	--	--	--	--	--	--	--	--	--
21	Zaire O'Neil	31-21	721	23.3	141-289	.488	0-2	.000		68-116	.586		99	81	180	5.8	106	6	49	100	36	23	350	11.3
	Conference Only...	16-15	415	25.9	69-160	.431	0-0	.000		37-62	.597		53	45	98	6.1	58	2	29	53	30	12	175	10.9
54	Rodreka Rogers	34-34	1064	31.3	130-218	.596	0-1	.000		69-101	.683		130	205	335	9.9	87	3	42	89	25	33	329	9.7
	Conference Only...	16-16	562	35.1	66-113	.584	0-0	.000		35-53	.660		71	92	163	10.2	40	1	18	51	16	19	167	10.4
10	Katarina Vuckovic	34-5	804	23.6	80-220	.364	41-128	.320		14-22	.636		44	117	161	4.7	51	2	43	29	20	25	215	6.3
	Conference Only...	16-1	395	24.7	37-104	.356	20-68	.294		9-14	.643		21	51	72	4.5	23	0	21	16	11	10	103	6.4
55	Antonia Peresson	32-22	734	22.9	37-127	.291	32-106	.302		19-24	.792		5	57	62	1.9	49	0	63	48	0	28	125	3.9
	Conference Only...	16-10	316	19.8	18-64	.281	15-55	.273		12-13	.923		0	23	23	1.4	21	0	24	22	0	8	63	3.9
11	Nariah Taylor	22-0	173	7.9	23-47	.489	0-0	.000		13-17	.765		15	28	43	2.0	32	0	13	23	17	4	59	2.7
	Conference Only...	8-0	62	7.8	6-12	.500	0-0	.000		5-8	.625		3	7	10	1.3	12	0	3	11	6	1	17	2.1
00	Imani Tilford	28-12	501	17.9	14-51	.275	0-1	.000		19-29	.655		21	40	61	2.2	56	5	43	44	2	42	47	1.7
	Conference Only...	16-7	302	18.9	7-29	.241	0-1	.000		11-16	.688		13	22	35	2.2	42	4	22	29	2	29	25	1.6
13	Erin Garner	2-0	12	6.0	1-1	1.000	0-0	.000		1-2	.500		0	3	3	1.5	1	0	0	3	1	0	3	1.5
	Conference Only...	--	--	--	--	--	--	--		--	--		--	--	--	--	--	--	--	--	--	--	--	--
24	De'Asia Jones	18-0	71	3.9	8-26	.308	3-13	.231		5-7	.714		6	9	15	0.8	11	0	3	10	2	0	24	1.3
	Conference Only...	6-0	12	2.0	2-3	.667	2-3	.667		0-1	.000		0	2	2	0.3	4	0	2	3	1	0	6	1.0
14	Simina Avram	18-0	54	3.0	5-8	.625	0-0	.000		2-2	1.000		2	1	3	0.2	13	0	0	7	4	2	12	0.7
	Conference Only...	8-0	16	2.0	0-1	.000	0-0	.000		0-0	.000		0	1	1	0.1	3	0	0	0	2	0	0	0.0
TM	TEAM.....												72	63	135					7				
	Conference Only...												32	31	63					3				
	Total.....	34	6850		880-2136	.412	202-651	.310		480-658	.729		562	869	1431	42.1	593	21	418	544	129	278	2442	71.8
	Conference Only...	16	3225		384-982	.391	76-277	.274		249-339	.735		268	389	657	41.1	287	10	170	269	78	126	1093	68.3
	Opponents.....	34	6850		833-2061	.404	222-664	.334		388-551	.704		444	785	1229	36.1	582	-	483	540	133	268	2276	66.9
	Conference Only...	16	3226		429-1024	.419	92-282	.326		189-269	.703		250	378	628	39.2	296	-	247	244	72	139	1139	71.2

POINTS - REBOUNDS - ASSISTS

Opponent	Date	Score	WL	00 TILFORD	02 WHITESIDE	03 DAVIS	10 VUCKOVIC	11 TAYLOR	13 GARNER	14 AVRAM	21 O'NEIL	23 WALLACE	24 JONES	54 ROGERS	55 PERESSON
at Loyola Chicago	11-14-14	92-57	W	0-0-0	9-9-1	17-4-1	17-2-3	7-9-0	DNP	0-0-0	10-5-1	14-2-4	0-0-0	10-13-0	8-2-8
MORGAN STATE	11/16/14	105-76	W	0-0-1	26-8-3	22-9-5	6-0-1	4-5-0	DNP	DNP	13-6-1	14-1-1	DNP	17-17-1	3-2-4
KENNESAW STATE	11/19/14	77-48	W	4-2-2	14-11-4	15-8-0	4-5-1	2-1-1	DNP	2-1-0	14-5-0	12-3-4	4-1-0	6-8-1	0-2-0
#24/RV GEORGIA	11/23/14	57-64	L	DNP	12-4-2	20-8-1	2-5-1	0-0-0	DNP	DNP	2-1-0	7-7-3	DNP	13-8-1	1-2-2
GRAMBLING STATE	11/25/14	97-64	W	0-0-1	11-4-1	20-4-4	9-3-1	6-1-1	DNP	4-1-0	13-4-4	18-2-3	1-2-0	10-15-5	5-2-5
vs RV/RV Green Bay	11/28/14	50-71	L	DNP	8-4-0	13-4-2	0-3-1	2-3-2	DNP	0-0-0	11-3-2	12-2-1	0-0-0	4-4-0	0-2-0
vs Villanova	11/29/14	71-63	W	DNP	13-6-2	24-6-1	7-6-0	6-4-0	DNP	DNP	4-3-0	12-2-1	DNP	4-10-2	1-9-3
vs RV/RV Minnesota	11/30/14	69-72	L	DNP	2-0-1	15-5-1	8-7-0	4-2-1	DNP	DNP	12-2-4	16-4-2	DNP	6-6-2	6-5-3
at #16/16 Michigan State	12/04/14	73-79	LOT	DNP	6-2-2	20-5-5	5-6-0	0-0-0	DNP	DNP	9-1-0	22-2-1	DNP	8-12-2	3-3-1
CENTRAL ARKANSAS	12/14/14	88-50	W	0-1-0	6-5-4	16-1-1	6-4-4	5-2-2	0-0-0	0-0-0	24-13-3	15-4-2	2-1-0	6-5-0	8-3-3
ALABAMA STATE	12/17/14	77-53	W	0-1-1	10-6-4	33-8-1	6-8-0	4-5-2	DNP	2-0-0	10-8-0	4-3-4	0-0-0	5-8-2	3-1-1
at St. Francis Brooklyn	12/20/14	65-59	W	DNP	9-8-2	19-6-1	7-2-1	0-0-0	DNP	DNP	9-7-1	14-0-3	DNP	7-11-2	0-1-0
LIPSCOMB	12/29/14	71-53	W	0-3-6	8-12-4	28-8-4	10-6-2	0-0-0	3-3-0	DNP	DNP	10-2-3	2-0-0	10-4-0	DNP
LA TECH	12/30/14	96-81	W	6-5-2	17-9-1	35-5-1	8-13-2	2-1-1	DNP	DNP	20-8-3	DNP	0-1-0	8-9-0	DNP
at #7/6 Louisville	1/2/15	48-75	L	2-3-1	17-10-3	11-5-1	3-7-1	2-1-0	DNP	0-0-0	0-7-0	DNP	0-0-0	11-5-0	2-3-0
CLEMSON	1/4/15	74-66	W	0-2-2	17-4-7	17-7-1	5-3-1	2-1-0	DNP	DNP	14-9-4	DNP	DNP	16-18-1	3-3-1
at Boston College	1-8-15	80-77	W	0-1-2	20-7-2	27-3-1	7-4-0	0-0-0	DNP	0-1-0	15-4-2	DNP	DNP	8-7-0	3-0-2
at #8/6 North Carolina	01/11/15	81-96	L	4-3-3	22-6-2	6-1-1	7-2-0	10-4-2	DNP	0-0-0	8-3-2	DNP	3-0-0	13-11-2	8-1-6
PITTSBURGH	1/18/15	72-75	LOT	2-1-0	14-9-2	31-6-0	2-4-0	0-3-0	DNP	0-0-0	9-8-2	DNP	DNP	14-13-1	0-0-0
at #6/5 Notre Dame	01/22/15	76-89	L	0-0-0	16-2-2	24-7-2	12-3-1	2-1-1	DNP	DNP	10-6-4	DNP	DNP	8-6-2	4-1-1
at Virginia	01/25/15	68-62	W	0-2-0	7-2-1	31-3-1	5-6-1	0-0-0	DNP	DNP	16-11-0	DNP	DNP	9-11-2	0-2-4
#9/9 FLORIDA STATE	1/30/15	62-82	L	7-2-0	16-10-0	15-5-2	5-7-3	1-0-0	DNP	0-0-0	10-3-0	DNP	DNP	8-6-0	0-0-2
VIRGINIA TECH	2/1/15	79-71	W	0-2-0	19-5-5	17-8-0	2-2-3	DNP	DNP	0-0-0	15-10-4	DNP	DNP	9-7-3	17-2-0
#25/25 SYRACUSE	2/8/15	60-65	L	0-1-1	17-6-2	18-9-1	6-3-1	DNP	DNP	DNP	10-6-0	DNP	DNP	6-9-0	3-1-0
NC STATE	2/12/15	64-65	L	0-0-2	7-7-0	17-4-0	11-12-1	DNP	DNP	DNP	17-11-3	DNP	0-0-0	12-12-3	0-1-1
at MIAMI	02/15/15	59-64	L	2-8-0	8-6-1	13-5-2	7-5-2	DNP	DNP	DNP	13-5-1	DNP	3-2-2	10-7-0	3-1-1
#4/4 NOTRE DAME	2/19/15	61-71	L	2-2-4	5-4-2	19-5-1	3-3-2	DNP	DNP	DNP	20-6-0	DNP	0-0-0	12-14-2	0-0-1
at Clemson	02/22/15	71-59	W	3-3-1	15-9-1	24-5-2	7-3-2	DNP	DNP	DNP	2-2-4	DNP	0-0-0	14-19-0	6-4-0
#16/17 DUKE	2/26/15	71-62	W	0-0-3	12-6-1	24-7-0	11-4-2	DNP	DNP	0-0-0	12-4-3	DNP	DNP	6-13-2	6-1-3
at Wake Forest	02/28/15	67-60	W	3-5-3	18-11-2	13-6-3	10-4-1	DNP	DNP	0-0-0	4-3-0	DNP	DNP	11-5-0	8-3-2
vs Clemson	03/04/15	80-53	W	3-7-0	23-5-3	3-1-1	8-8-2	DNP	DNP	2-0-0	10-6-1	DNP	2-2-1	20-14-2	9-2-5
vs #15/12 North Carolina	03/05/15	64-84	L	4-1-2	13-6-4	14-6-2	3-3-0	DNP	DNP	0-0-0	14-10-0	DNP	0-0-0	10-11-1	6-2-1
ELON	3/19/15	69-47	W	2-3-3	23-5-1	24-7-3	4-4-0	DNP	DNP	2-0-0	DNP	DNP	7-6-0	4-6-2	3-3-2
at Ole Miss	3/22/15	48-63	L	3-3-3	16-8-5	7-2-1	2-4-3	DNP	DNP	0-0-0	DNP	DNP	0-0-0	14-11-1	6-1-1

2014-15 SUPERLATIVES

		Georgia Tech	Opponent
Points 1st Half	High	60, vs. Morgan State (11/16)	50, North Carolina (11/11)
	Low	20, at Louisville (1/2)	19, Duke (2/26)
Points 2nd Half	High	50, vs. Grambling State (11/25)	47, North Carolina (3/5)
	Low	21, vs. Green Bay (11/28)	25, Kennesaw State (11/19)
Total Points	High	105 vs. Morgan State (11/16)	96, North Carolina (11/11)
	Low	48, at Louisville (1/2), at Ole Miss (3/22)	47, Elon (3/19)
Field Goals Made	High	39, at Grambling State (11/25)	38, North Carolina (11/11)
	Low	16, at Ole Miss (3/22)	15, Loyola Chicago (11/14)
Field Goals Attempted	High	78, vs. Louisiana Tech (12/30)	82, North Carolina (11/11)
	Low	47, at Ole Miss (3/22)	44, Green Bay (11/28)
3-Point FGM	High	11, vs. Lipscomb (12/29), at Loyola Chicago (11/14)	14, Villanova (11/29)
	Low	2, at Virginia (1/25), vs. Notre Dame (2/19)	1, Wake Forest (2/28)
3-Point FGA	High	30, Alabama State (12/17)	42, Villanova (11/29)
	Low	11, vs. Notre Dame (2/19)	6, Louisville (1/2)
Free Throws Made	High	24, vs. Villanova (11/29), vs. Morgan State (11/16)	24, Loyola Chicago (11/14)
	Low	3, vs. Minnesota (11/30)	1, Central Arkansas (12/14), Lipscomb (12/29)
Free Throws Att.	High	29, at Clemson (2/22)	39, Loyola Chicago (11/14)
	Low	5, vs. Minnesota (11/30)	1, Central Arkansas (12/14), Lipscomb (12/29)
Free Throw Pct.	High	1.00, at Virginia (1/25)	1.00, Central Arkansas (12/14), Lipscomb (12/29)
	Low	45.5, North Carolina (3/5)	42.9, Virginia (1/25), Alabama State (12/17)
Offensive Rebounds	High	25, vs. Alabama State (12/17), North Carolina (3/5)	24, North Carolina (11/11), Duke (2/26)
	Low	7, vs. Elon (3/19)	2, Minnesota (11/30)
Defensive Rebounds	High	38, NC State (2/12)	34, Michigan State (12/4)
	Low	15, Florida State (1/30)	10, Grambling State (11/25)
Total Rebounds	High	56, vs. Louisiana Tech (12/30)	52, Michigan State (12/4)
	Low	30, vs. Green Bay (11/28), Notre Dame (1/22)	18, Grambling State (11/25)
Assists	High	25, Grambling State (11/25)	27, Notre Dame (1/22)
	Low	5, Pitt (1/18), Syracuse (2/8)	7, Loyola Chicago (11/14)
Blocked Shots	High	9, vs. NC State (2/12), Syracuse (2/8)	12, North Carolina (3/5)
	Low	0, at Ole Miss (3/22)	0, Morgan State (11/16), St. Francis Brooklyn (12/20)
Steals	High	14, at Louisville (1/2), St. Francis Brooklyn (12/20), Grambling State (11/25)	14, at Ole Miss (3/22), Syracuse (2/8)
	Low	3, Villanova (11/29)	2, Virginia Tech (2/1)
Turnovers	High	24, at Louisville (1/2)	25, Central Arkansas (12/14), Grambling State (11/25)
	Low	10, Alabama State (12/17), Virginia Tech (2/1)	5, Villanova (11/29)
Personal Fouls	High	32, at Loyola Chicago (11/14)	24, Florida State (1/30), Morgan State (11/16)
	Low	7, vs. Central Arkansas (12/14)	10, vs. Central Arkansas (12/14)

2014-15 BOX SCORES

1 Georgia Tech

Loyola Chicago
Nov. 14, 2014 | Gentile Arena (Chicago, Ill.)

92
57

Official Basketball Box Score -- Game Totals -- Final Statistics
Georgia Tech vs Loyola Chicago
11-14-14 5 p.m. ET at Gentile Arena - Chicago, Ill.

Georgia Tech 92 • 1-0

#	Player	Total		3-Ptr		Rebounds			PF	TP	A TO Blk Stl				Min
		FG-FGA	FG-FGA	FT-FTA	FT-FTA	Off	Def	Tot			A	TO	Blk	Stl	
02	Aaliyah Whiteside	f	3-8	0-2	3-3	4	5	9	1	9	1	0	0	1	29
54	Rodreka Rogers	f	3-6	0-0	4-6	2	11	13	4	10	0	4	0	1	22
03	Kaela Davis	g	6-16	4-7	1-2	2	2	4	4	17	1	1	2	0	39
23	Sydney Wallace	g	5-11	2-6	2-4	1	1	2	3	14	4	1	0	4	26
55	Antonia Peresson	g	2-5	2-5	2-2	0	2	2	2	8	3	0	0	2	27
00	Imani Tifford	g	0-1	0-0	0-0	0	0	0	1	0	0	0	0	0	3
10	Katarina Vuckovic	g	7-9	3-5	0-0	0	2	2	5	17	3	0	1	1	20
11	Nariah Taylor	g	2-5	0-0	3-4	5	4	9	3	7	0	3	2	0	16
14	Simina Avram	g	0-0	0-0	0-0	0	0	0	3	0	0	2	0	0	3
21	Zaire O'Neil	g	3-4	0-0	4-7	1	4	5	5	10	1	1	1	0	10
24	DeAshia Jones	g	0-1	0-0	0-0	0	0	0	1	0	0	1	1	0	5
Team															
Totals		31-66		11-25		19-28		18 32 50		32 92		18 16 7 9		200	

FG % 1st Half: 19-35 54.3% 2nd half: 12-31 38.7% Game: 31-66 47.0%
3FG % 1st Half: 7-13 53.8% 2nd half: 4-12 33.3% Game: 11-25 44.0%
FT % 1st Half: 6-9 66.7% 2nd half: 13-19 68.4% Game: 19-28 67.9%

Deadball
Rebounds
3

Loyola Chicago 57 • 0-1

#	Player	Total		3-Ptr		Rebounds			PF	TP	A TO Blk Stl				Min
		FG-FGA	FG-FGA	FT-FTA	FT-FTA	Off	Def	Tot			A	TO	Blk	Stl	
04	Law, Simone	f	5-12	0-0	6-13	3	4	7	3	16	0	2	2	2	33
15	Crosby, Molly	f	0-0	0-0	0-0	0	0	0	2	0	0	0	0	1	5
20	Lindfors, Courtney	c	0-0	0-0	4-6	1	0	1	5	4	0	2	2	0	10
25	Johnson, Taylor	g	2-12	1-1	4-7	1	4	5	0	9	4	5	1	1	34
33	Karopulos, Tiana	g	2-6	1-1	1-2	1	2	3	1	6	0	2	0	0	25
05	Farley, Bailey	g	0-2	0-2	0-0	0	4	4	1	0	0	0	0	1	14
13	Salmon, Katie	g	0-2	0-1	0-0	0	0	0	0	0	0	0	0	0	4
21	Johnson, Ryaen	g	1-3	0-0	4-5	2	4	6	3	6	1	1	1	0	29
22	Washington, Destiny	g	2-5	1-2	0-0	2	2	4	0	5	0	0	0	0	14
23	Smith, Becca	g	3-6	0-0	4-4	1	1	2	4	10	2	4	0	5	22
35	Williams, Courtney	g	0-0	0-0	1-2	0	0	0	1	1	0	0	0	1	10
Team															
Totals		15-50		3-7		24-39		13 23 36		20 57		7 16 6 11		200	

FG % 1st Half: 9-23 39.1% 2nd half: 6-27 22.2% Game: 15-50 30.0%
3FG % 1st Half: 2-3 66.7% 2nd half: 1-4 25.0% Game: 3-7 42.9%
FT % 1st Half: 9-16 56.3% 2nd half: 15-23 65.2% Game: 24-39 61.5%

Deadball
Rebounds
5

Officials: Brad Maxey, Steve Matuszewski, Jamie Broderick
Technical fouls: Georgia Tech-None. Loyola Chicago-TEAM.
Attendance: 875

Score by periods		1st	2nd	Total
Georgia Tech		51	41	92
Loyola Chicago		29	28	57

Points		In	Off	2nd	Fast	Bench
GT		28	28	18	10	34
LUC		18	13	9	16	22

2 Georgia Tech

Morgan State
Nov. 16, 2014 | IMcCamish Pavilion (Atlanta, Ga.)

105
76

Official Basketball Box Score -- Game Totals -- Final Statistics
Morgan State vs Georgia Tech
11/16/14 2 p.m. ET at McCamish Pavilion (Atlanta, Ga.)

Morgan State 76 • 0-2

#	Player	Total		3-Ptr		Rebounds			PF	TP	A TO Blk Stl				Min
		FG-FGA	FG-FGA	FT-FTA	FT-FTA	Off	Def	Tot			A	TO	Blk	Stl	
14	DUNCAN, Jayde	f	0-1	0-0	0-0	0	0	0	4	0	0	0	0	1	11
33	SPEARS, Lexus	f	1-2	0-0	0-0	2	0	2	2	2	0	0	0	0	5
10	CARRINGTON, Tracey	g	5-18	2-3	8-10	2	1	3	1	20	4	0	0	3	35
15	MYERS, Eva	g	3-9	1-4	0-0	0	0	0	3	7	1	1	0	0	21
23	ROBINSON, Danielle	g	1-3	1-3	0-0	0	0	0	1	3	0	3	0	0	18
03	WILLIAMS, Tykyrah	g	5-11	1-2	2-2	0	5	5	3	13	3	1	0	3	23
05	FARRAR, Braennan	g	2-7	1-2	2-2	0	0	0	1	7	3	0	0	2	16
11	WHITE, Zuri	g	0-2	0-0	0-0	1	1	2	3	0	0	1	0	0	13
20	CHESTNUT, Torri	g	1-1	0-0	0-0	0	1	1	0	2	0	0	0	0	8
07	HARRINGTON, Ivy	g	9-9	0-0	2-2	2	2	4	2	20	0	2	0	0	23
22	SAMPSON, Simone	g	1-2	0-0	0-2	0	0	0	3	2	0	1	0	0	20
32	POSTELL, Lauren	g	0-0	0-0	0-0	0	2	2	1	0	0	2	0	0	7
Team															
Totals		28-65		6-14		14-18		9 13 22		24 76		11 12 0 9		200	

FG % 1st Half: 13-38 34.2% 2nd half: 15-27 55.6% Game: 28-65 43.1%
3FG % 1st Half: 4-9 44.4% 2nd half: 2-5 40.0% Game: 6-14 42.9%
FT % 1st Half: 12-14 85.7% 2nd half: 2-4 50.0% Game: 14-18 77.8%

Deadball
Rebounds
2.1

Georgia Tech 105 • 2-0

#	Player	Total		3-Ptr		Rebounds			PF	TP	A TO Blk Stl				Min
		FG-FGA	FG-FGA	FT-FTA	FT-FTA	Off	Def	Tot			A	TO	Blk	Stl	
02	Aaliyah Whiteside	f	8-12	2-3	8-10	4	4	8	2	26	3	1	0	4	31
54	Rodreka Rogers	f	7-9	0-0	3-4	7	10	17	2	17	1	1	1	0	34
55	Antonia Peresson	f	1-2	1-2	0-0	0	2	2	2	3	4	3	0	0	26
03	Kaela Davis	g	8-20	0-8	6-7	3	6	9	2	22	5	4	1	1	37
23	Sydney Wallace	g	5-8	4-5	0-0	1	0	1	3	14	1	2	0	1	23
00	Imani Tifford	g	0-0	0-0	0-0	0	0	0	0	0	1	0	0	0	3
10	Katarina Vuckovic	g	2-6	2-4	0-0	0	0	0	3	6	1	0	0	0	16
11	Nariah Taylor	g	0-1	0-0	4-4	1	4	5	1	4	0	2	0	0	7
21	Zaire O'Neil	g	5-9	0-1	3-3	4	2	6	1	13	1	4	0	1	23
Team															
Totals		36-67		9-23		24-28		20 30 50		16 105		17 17 2 7		200	

FG % 1st Half: 21-32 65.6% 2nd half: 15-35 42.9% Game: 36-67 53.7%
3FG % 1st Half: 6-15 40.0% 2nd half: 3-8 37.5% Game: 9-23 39.1%
FT % 1st Half: 12-13 92.3% 2nd half: 12-15 80.0% Game: 24-28 85.7%

Deadball
Rebounds
1

Officials: Bryan Brunette, Fatou Cissoko-Stephens, Zachary Klein
Technical fouls: Morgan State-None. Georgia Tech-None.
Attendance: 875

Score by periods		1st	2nd	Total
Morgan State		42	34	76
Georgia Tech		60	45	105

Points		In	Off	2nd	Fast	Bench
MSUW		30	18	6	10	44
GT		42	16	24	7	23

Last FG - MSUW 2nd-02:11, GT 2nd-00:33.
Largest lead - MSUW None, GT by 31 2nd-07:36.

Score tied - 1 time.
Lead changed - 0 times.

3 rv-- Georgia Tech

Kennesaw State
Nov. 19, 2014 | IMcCamish Pavilion (Atlanta, Ga.)

77
48

Official Basketball Box Score -- Game Totals -- Final Statistics
Kennesaw State vs Georgia Tech
11/19/14 7:05 PM at McCamish Pavilion (Atlanta, Ga.)

Kennesaw State 48 • 2-1

#	Player		Total		3-Ptr		Rebounds			PF	TP	A	TO	Blk	Stl	Min.
			FG-FGA	FG-FGA	FT-FTA	Off	Def	Tot								
20	MOSELY, Breonna	f	0-1	0-0	0-0	1	1	2	1	0	2	0	1	18		
42	SAWYERS, Deandrea	f	7-18	3-9	1-1	4	4	8	3	18	4	4	0	0	37	
05	MCALLISTER, Jasmine	c	3-12	0-0	0-0	6	7	13	3	6	1	4	0	0	25	
42	FRYE, Karly	g	2-10	0-3	0-0	0	0	0	1	4	1	3	0	1	35	
10	WELLS, Kristina	g	4-9	0-1	3-3	2	2	4	3	11	2	1	1	3	34	
04	DULKOSKI, Kelly		2-2	2-2	0-0	0	0	0	0	6	0	1	0	0	6	
12	DIXON, Valescia		0-0	0-0	0-0	0	0	0	0	0	0	0	0	0	2	
13	LOCKLEY, Neffie		1-2	0-0	1-2	0	0	0	1	3	0	1	0	1	17	
25	POLINSKY, Katie		0-0	0-0	0-0	0	1	1	1	0	0	1	1	1	12	
30	SMITH, Aaron		0-2	0-2	0-0	0	0	0	2	0	1	0	0	0	14	
	Team					0	2	2				3				
Totals			19-56	5-17	5-6	13	17	30	15	48	9	20	2	7	200	

2014-15 BOX SCORES

5

Georgia Tech
Grambling State

Nov. 25, 2014 | McCamish Pavilion (Atlanta, Ga.)

97
64Official Basketball Box Score -- Game Totals -- Final Statistics
Grambling State vs Georgia Tech
11/25/14 7:05 p.m. ET at McCamish Pavilion (Atlanta, Ga.)

Grambling State 64 • 2-4

#	Player	Total		3-Ptr	FT-FTA	Rebounds			PF	TP	A	TO	Blk	Stl	Min
		FG-FGA	FG-FGA			Off	Def	Tot							
22	Martin, Klintisha	f	2-3	0-0	2-2	0	1	1	1	6	0	2	2	0	23
24	Watson, Yosha	f	7-16	2-4	2-2	0	1	1	2	18	2	8	1	3	38
03	Poole, Chanta	g	0-7	0-4	0-0	0	4	4	3	0	2	2	2	1	36
04	Neal, Monisha	g	1-4	0-0	2-3	0	1	1	2	4	2	2	0	1	15
05	McClendon, Shakiera	g	5-6	1-1	3-4	2	0	2	1	14	5	3	0	3	36
13	Andrews, Bre'Nae		4-8	3-7	0-0	0	0	0	1	11	0	2	0	0	21
23	Gilliam, Mariah		4-9	3-6	0-0	0	0	0	1	11	0	2	1	0	18
25	Johnson, Chelsea		0-0	0-0	0-0	1	2	3	2	0	0	3	0	2	13
Team						5	1	6			1				
Totals			23-53	9-22	9-11	8	10	18	13	64	11	25	6	10	200

FG % 1st Half: 11-25 44.0% 2nd half: 12-28 42.9% Game: 23-53 43.4%
 3FG % 1st Half: 4-9 44.4% 2nd half: 5-13 38.5% Game: 9-22 40.9%
 FT % 1st Half: 0-0 0.0% 2nd half: 9-11 81.8% Game: 9-11 81.8%

Deadball
Rebounds
2

Georgia Tech 97 • 4-1

#	Player	Total		3-Ptr	FT-FTA	Rebounds			PF	TP	A	TO	Blk	Stl	Min
		FG-FGA	FG-FGA			Off	Def	Tot							
02	Aaliyah Whiteside	f	4-10	1-1	2-2	4	0	4	1	11	1	3	0	1	23
54	Roddreka Rogers	f	5-8	0-0	0-0	7	8	15	2	10	5	2	0	0	24
03	Kaela Davis	g	8-16	4-8	0-0	1	3	4	1	20	4	1	0	3	31
23	Sydney Wallace	g	8-12	1-2	1-2	0	2	2	0	18	3	5	0	2	26
55	Antonia Peresson	g	1-3	1-1	2-2	1	1	2	1	5	5	1	0	3	28
00	Imani Tilford		0-2	0-0	0-0	0	0	0	2	0	1	2	0	2	8
10	Katarina Vuckovic		3-6	3-4	0-0	1	2	3	2	9	1	2	2	0	14
11	Nariah Taylor		3-3	0-0	0-0	0	1	1	0	6	1	2	2	0	10
14	Simina Avram		2-2	0-0	0-0	1	0	1	0	4	0	1	2	0	11
21	Zaire O'Neil		5-10	0-0	3-4	4	0	4	2	13	4	1	0	2	21
24	De'Ashia Jones		0-1	0-0	1-2	2	0	2	1	0	0	0	0	0	4
Team						3	4	7							
Totals			39-73	10-16	9-12	24	21	45	12	97	25	20	5	14	200

FG % 1st Half: 18-39 46.2% 2nd half: 21-34 61.8% Game: 39-73 53.4%
 3FG % 1st Half: 4-7 57.1% 2nd half: 6-9 66.7% Game: 10-16 62.5%
 FT % 1st Half: 7-8 87.5% 2nd half: 2-4 50.0% Game: 9-12 75.0%

Deadball
Rebounds
3.1

Officials: Maj Forsberg, Pualani Spurlock, Shawn Goode
 Technical fouls: Grambling State-None. Georgia Tech-None.
 Attendance: 522

Score by periods	1st	2nd	Total
Grambling State	26	38	64
Georgia Tech	47	50	97

Points	In	Off	2nd	Fast	Bench
GSU	22	17	5	6	22
GT	50	30	27	15	33

Last FG - GSU 2nd-00:36, GT 2nd-00:24.
 Largest lead - GSU None, GT by 41 2nd-03:13.

Score tied - 0 times.
 Lead changed - 0 times.

7

Georgia Tech
Villanova

Nov. 29, 2014 | Germain Arena (Naples, Fla.)

71
63Official Basketball Box Score -- Game Totals -- Final Statistics
Villanova vs Georgia Tech
11/29/14 12:00 PM at Germain Arena

Villanova 63 • 1-4

#	Player	Total		3-Ptr	FT-FTA	Rebounds			PF	TP	A	TO	Blk	Stl	Min
		FG-FGA	FG-FGA			Off	Def	Tot							
01	HOLEMAN, Taylor	*	2-8	0-0	0-0	1	1	2	4	4	1	1	0	0	22
05	COYER, Caroline	*	7-14	4-8	3-3	0	3	3	1	21	3	0	0	1	39
21	BURFORD, Lauren	*	5-12	5-11	1-2	0	5	5	2	16	4	0	0	1	37
22	BURTON, Kendall	*	2-9	1-7	0-0	0	0	0	4	5	0	0	0	0	25
25	TEAGUE, Brandi	*	0-5	0-2	0-0	0	1	1	0	0	3	0	0	0	16
02	LOUIN, Alex		1-3	0-2	1-2	0	0	0	2	3	4	1	0	0	20
11	DILLARD, Jordan		1-5	0-1	0-0	0	2	2	2	2	0	0	0	0	17
20	BRUNORI, Kate		0-0	0-0	0-0	1	0	1	0	0	0	1	0	0	0+
35	EDWARDS, Kavunaa		4-12	4-11	0-0	3	2	5	3	12	1	2	0	1	24
Team						5	4	9							
Totals			22-68	14-42	5-7	10	18	28	18	63	16	5	1	4	200

FG % 1st Half: 9-32 28.1% 2nd half: 13-36 36.1% Game: 22-68 32.4%
 3FG % 1st Half: 7-19 36.8% 2nd half: 7-23 30.4% Game: 14-42 33.3%
 FT % 1st Half: 0-0 0.0% 2nd half: 5-7 71.4% Game: 5-7 71.4%

Deadball
Rebounds
1

Georgia Tech 71 • 5-2

#	Player	Total		3-Ptr	FT-FTA	Rebounds			PF	TP	A	TO	Blk	Stl	Min
		FG-FGA	FG-FGA			Off	Def	Tot							
02	Aaliyah Whiteside	*	2-4	1-1	8-9	1	5	6	3	13	2	2	0	0	32
03	Kaela Davis	*	8-16	1-4	7-8	0	6	6	2	24	1	4	2	1	38
23	Sydney Wallace	*	4-10	0-3	4-4	0	2	2	2	12	1	0	1	0	32
54	Roddreka Rogers	*	2-4	0-0	0-0	1	9	10	4	4	2	2	2	0	26
55	Antonia Peresson	*	0-4	0-2	1-2	0	6	6	3	1	3	3	0	1	32
10	Katarina Vuckovic		2-5	1-3	2-2	3	3	6	0	7	0	1	0	0	14
11	Nariah Taylor		3-3	0-0	0-0	0	4	4	1	6	0	1	0	0	11
21	Zaire O'Neil		1-2	0-0	2-2	1	2	3	0	4	0	1	0	0	15
Team						2	0	2							
Totals			22-48	3-13	24-27	8	37	45	15	71	9	14	4	3	200

FG % 1st Half: 15-26 57.7% 2nd half: 7-22 31.8% Game: 22-48 45.8%
 3FG % 1st Half: 3-8 37.5% 2nd half: 0-5 0.0% Game: 3-13 23.1%
 FT % 1st Half: 7-8 87.5% 2nd half: 17-19 89.5% Game: 24-27 88.9%

Deadball
Rebounds
3

Officials: Sue Blauch, Kevin Pethel, Britton Sherry
 Technical fouls: Villanova-None. Georgia Tech-None.
 Attendance:

Score by periods	1st	2nd	Total
Villanova	25	38	63
Georgia Tech	40	31	71

Points	In	Off	2nd	Fast	Bench
VU	6	16	6	2	17
GT	26	6	7	6	17

Last FG - VU 2nd-00:36, GT 2nd-02:56.
 Largest lead - VU None, GT by 18 2nd-16:15.

Score tied - 0 times.
 Lead changed - 0 times.

6

Green Bay
Georgia Tech

Nov. 28, 2014 | Germain Arena (Naples, Fla.)

71
50Official Basketball Box Score -- Game Totals -- Final Statistics
Green Bay vs Georgia Tech
11/28/14 12:00 PM at Germain Arena

Green Bay 71 • 4-1

#	Player	Total		3-Ptr	FT-FTA	Rebounds			PF	TP	A	TO	Blk	Stl	Min
		FG-FGA	FG-FGA			Off	Def	Tot							
02	BUCK, Tesha	*	4-6	4-6	0-0	0	1	1	4	12	1	2	1	1	17
04	LUKAN, Kali	*	4-6	0-1	0-1	0	1	1	3	8	4	2	0	5	32
10	KRAKER, Mehryn	*	7-8	3-4	3-4	2	4	6	1	20	2	2	0	1	37
14	LUKAN, Megan	*	3-5	0-1	3-6	2	6	8	3	9	3	2	0	0	35
44	MONKE, Mariah	*	0-2	0-0	2-2	0	1	1	1	2	1	1	0	0	14
20	LINDSTROM, Jessica		1-4	1-2	0-0	0	0	0	0	3	0	0	0	0	5
21	EDISON, Ellen		0-1	0-1	0-0	0	0	0	0	0	0	2	0	0	4
24	LECLAIRE, Allie		3-7	2-3	3-4	0	2	2	0	11	4	2	0	0	26
33	WEITZER, Lexi		1-2	0-0	2-2	0	3	3	1	4	1	1	1	1	18
55	TERRY, Sam		1-3	0-1	0-0	1	0	1	2	2	0	1	0	0	12
Team						2	5	7			1				
Totals			24-44	10-19	13-19	7	23	30	15	71	16	16	2	8	200

FG % 1st Half: 12-25 48.0% 2nd half: 12-19 63.2% Game: 24-44 54.5%
 3FG % 1st Half: 7-13 53.8% 2nd half: 3-5 60.0% Game: 10-19 52.6%
 FT % 1st Half: 3-5 60.0% 2nd half: 10-14 71.4% Game: 13-19 68.4%

Deadball
Rebounds
3

Georgia Tech 50 • 4-2

#	Player		Total		3-Ptr	Rebounds					PF	TP	A	TO	Blk	Stl	Min
			FG-FGA	FG-FGA	FT-FTA	Off	Def	Total									
02	Aaliyah Whiteside	*	3-10	0-0	2-3	2	2	4	1	8	0	1	0	0	36		
03	Kaela Davis	*	4-16	1-8	4-4	2	2	4	4	13	2	4	0	0	37		
23	Sydney Wallace	*	3-10	2-6	4-4	0	2	2	1	12	1	1	0	2	34		
54	Roddreka Rogers	*	2-3	0-0	0-0	2	2	4	5	4	0	0	0	0	16		
55	Antonia Peresson	*	0-3	0-3	0-0	0	2	2	2	0	0	2	0	0	28		
10	Katarina Vuckovic		0-2	0-1	0-0	1	2	3	0	0	1	1	0	2	11		
11	Nariah Taylor		1-1	0-0	0-0	1	2	3	4	2	2	1	2	0	13		
14	Simina Avram		0-0	0-0	0-0	0	0	0	0	0	0	0	0	1	2		
21	Zaire O'Neil		4-8	0-0	3-4	1	2	3	5	11	2	6	0	0	21		
24	De'Ashia Jones		0-0	0-0	0-0	0	0	0	0	0	0	0	0	0	2		
Team						5	0	5									
Totals			17-53	3-18	13-15	14	16	30	22	50	8	16	2	5	200		
FG % 1st Half: 11-27			40.7%	2nd half: 6-26	23.1%	Game: 13-53		32.1%	Deadball Rebounds								
3FG % 1st Half: 1-7			14.3%	2nd half: 2-11	18.2%	Game: 3-18		16.7%	1								
FT % 1st Half: 6-6			100.0%	2nd half: 7-9	77.8%	Game: 13-15		86.7%									

2014-15 BOX SCORES

9

Michigan State

Georgia Tech
Dec. 4, 2014 | Breslin Center (East Lansing, MI)

79
73

Official Basketball Box Score -- Game Totals -- Final Statistics
Georgia Tech vs Michigan State
12/04/14 7 p.m. at East Lansing, Mich. (Breslin Center)

Georgia Tech 73 • 5-4

#	Player	Total		3-Ptr		Rebounds			PF	TP	A TO		Blk	Stl	Min
		FG-FGA	FG-FGA	FT-FTA	Off Def Tot	PF	TP	A TO			Blk	Stl			
01	Kaela Davis	* 7-17	3-9	3-4	3 2 5	3	20	5 2 0	2	43					
21	Zaire O'Neil	* 4-7	0-1	1-5	1 0 1	4	9	0 3 0	1	15					
23	Sydney Wallace	* 7-15	5-10	3-3	0 2 2	4	22	1 1 0	1	35					
54	Roddreka Rogers	* 2-4	0-0	4-6	4 8 12	3	8	2 1 0	2	40-					
55	Antonia Peresson	* 1-3	0-1	1-1	0 3 3	3	3	1 2 0	2	20-					
02	Aaliyah Whiteside	3-9	0-1	0-1	1 1 2	4	6	2 3 1	4	35					
10	Katarina Vuckovic	2-10	1-6	0-0	1 5 6	4	5	0 1 0	0	33					
11	Nariah Taylor	0-2	0-0	0-0	0 0 0	1	0	0 0 0	0	4					
Team					2 2 4			1							
Totals		26-67	9-28	12-20	12 23 35	26	73	11 14 1	12	225					

FG % 1st Half: 17-30 56.7% 2nd half: 8-29 27.6% OT: 1-8 12.5% Game: 26-67 38.8% Deadball Rebounds 3
3FG % 1st Half: 4-9 44.4% 2nd half: 5-15 33.3% OT: 0-4 0.0% Game: 9-28 32.1%
FT % 1st Half: 2-6 33.3% 2nd half: 5-8 62.5% OT: 5-6 83.3% Game: 12-20 60.0%

Michigan State 79 • 5-1

#	Player	Total		3-Ptr		Rebounds			PF	TP	A TO		Blk	Stl	Min
		FG-FGA	FG-FGA	FT-FTA	Off Def Tot	PF	TP	A TO			Blk	Stl			
01	Jankoska, Tori	* 6-20	3-11	6-6	3 7 10	1	21	7 3 0	2	45					
14	Morrissey, Anna	* 3-5	1-3	0-0	0 2 2	1	7	2 0 0	1	40-					
21	Lumpkin, Jasmine	* 1-3	0-0	0-0	2 1 3	1	2	0 2 0	1	15					
23	Powers, Aerial	* 6-15	1-4	4-6	4 10 14	5	17	8 4 1	1	35					
52	Mills, Becca	* 6-12	0-1	0-0	3 5 8	3	12	2 4 0	0	38					
02	Miller, Cara	2-3	0-1	0-1	1 1 2	2	4	0 0 0	0	13					
04	Hines, Jasmine	4-6	0-0	8-12	4 5 9	3	16	1 4 2	0	37					
55	Johnson, Kennedy	0-0	0-0	0-0	0 1 1	0	0	0 1 1	0	2					
Team					1 2 3										
Totals		28-64	5-20	18-25	18 34 52	16	79	20 18 4	5	225					

FG % 1st Half: 10-28 35.7% 2nd half: 15-30 50.0% OT: 3-6 50.0% Game: 28-64 43.8% Deadball Rebounds 2
3FG % 1st Half: 0-7 0.0% 2nd half: 4-11 36.4% OT: 1-2 50.0% Game: 5-20 25.0%
FT % 1st Half: 7-10 70.0% 2nd half: 5-9 55.6% OT: 6-6 100.0% Game: 18-25 72.0%

Officials: Tina Napier, Beverly Roberts, Mark Zentz
Technical fouls: Georgia Tech-Sydney Wallace, Michigan State-Powers, Aerial.
Attendance: 6636
Aerial Powers 5th-straight double-double.

Score by periods	1st	2nd	OT	Total
Georgia Tech	40	26	7	73
Michigan State	27	39	13	79

Points	In	Off	2nd	Fast	Bench
GT	28	27	9	9	11
MSU	34	10	14	18	20

Last FG - GT OT-04:19, MSU OT-00:54.
Largest lead - GT by 16 1st-05:00, MSU by 6 2nd-05:30.

Score tied - 7 times.
Lead changed - 3 times.

10

Georgia Tech

Central Arkansas
Dec. 14, 2014 | McCamish Pavilion (Atlanta, Ga.)

88
50

Official Basketball Box Score -- Game Totals -- Final Statistics
Central Arkansas vs Georgia Tech
12/14/14 4 p.m. ET at McCamish Pavilion (Atlanta, Ga.)

Central Arkansas 50 • 4-5

#	Player	Total		3-Ptr		Rebounds			PF	TP	A TO		Blk	Stl	Min
		FG-FGA	FG-FGA	FT-FTA	Off Def Tot	PF	TP	A TO			Blk	Stl			
13	Sadler, Terai	f 2-4	0-0	0-0	2 2 4	0	4	1 2 1	1	23					
23	Agee, Brittany	f 0-2	0-0	0-0	0 1 1	3	0	1 1 1	0	13					
10	Mullins, Brianna	g 3-10	2-7	1-1	1 4 5	0	9	2 3 0	2	31					
11	Watts, Kendara	g 7-11	1-3	0-0	1 4 5	1	15	0 4 0	0	32					
22	Proffitt, Maggie	g 3-13	3-10	0-0	1 3 4	2	9	2 5 1	0	31					
00	McClure, Kelsey	2-8	0-2	0-0	1 2 3	1	4	4 5 0	1	28					
04	Logan, Raquel	0-1	0-0	0-0	0 1 1	1	0	0 0 0	0	12					
21	Williams, Angel	3-5	3-4	0-0	0 1 1	0	9	2 4 0	0	23					
50	Novokreschenova, Tay	0-0	0-0	0-0	0 0 0	2	0	0 0 0	0	7					
Team					1 1 2			1							
Totals		20-54	9-26	1-1	7 19 26	10	50	12 25 3	4	200					

FG % 1st Half: 10-26 38.5% 2nd half: 10-28 35.7% Game: 20-54 37.0%
3FG % 1st Half: 3-11 27.3% 2nd half: 6-15 40.0% Game: 9-26 34.6%
FT % 1st Half: 1-1 100.0% 2nd half: 0-0 0.0% Game: 1-1 100.0%

Georgia Tech 88 • 6-4

#	Player	Total		3-Ptr		Rebounds			PF	TP	A TO		Blk	Stl	Min
		FG-FGA	FG-FGA	FT-FTA	Off Def Tot	PF	TP	A TO			Blk	Stl			
21	Zaire O'Neil	f 12-15	0-0	0-1	7 6 13	2	24	3 3 0	2	27					
54	Roddreka Rogers	f 2-4	0-0	2-2	2 3 5	1	6	0 2 0	3	19					
03	Kaela Davis	g 6-15	4-8	0-2	1 0 1	2	16	1 1 0	0	28					
23	Sydney Wallace	g 7-12	1-3	0-0	2 2 4	0	15	2 0 0	3	32					
55	Antonia Peresson	g 3-6	2-5	0-0	0 3 3	0	8	3 0 0	1	25					
00	Imani Tifford	0-0	0-0	0-0	0 1 1	0	0	0 0 0	0	6					
02	Aaliyah Whiteside	1-3	0-0	4-4	1 4 5	0	6	4 1 0	1	28					
10	Katarina Vuckovic	3-8	0-2	0-0	0 4 4	0	6	4 1 0	0	17					
11	Nariah Taylor	2-3	0-0	1-1	0 2 2	0	5	2 2 1	0	9					
13	Erin Garner	0-0	0-0	0-0	0 0 0	0	0	0 0 0	0	2					
14	Simina Avram	0-0	0-0	0-0	0 0 0	1	0	0 1 0	0	2					
24	De'Ashia Jones	1-3	0-1	0-0	1 0 1	1	2	0 2 0	0	5					
Team					0 0 0										
Totals		37-69	7-19	7-10	14 25 39	7	88	19 13 1	10	200					

FG % 1st Half: 17-35 48.6% 2nd half: 20-34 58.8% Game: 37-69 53.6%
3FG % 1st Half: 3-9 33.3% 2nd half: 4-10 40.0% Game: 7-19 36.8%
FT % 1st Half: 2-4 50.0% 2nd half: 5-6 83.3% Game: 7-10 70.0%

Officials: Lawson Newton, Timothy Bryant, Reid Brockett
Technical fouls: Central Arkansas-TEAM, Georgia Tech-None.
Attendance:

Score by periods	1st	2nd	Total
Central Arkansas	24	26	50
Georgia Tech	39	49	88

Points	In	Off	2nd	Fast	Bench
UCA	12	10	4	3	13
GT	54	32	18	10	19

Last FG - UCA 2nd-03:46, GT 2nd-00:35.
Largest lead - UCA None, GT by 38 2nd-06:25.

Score tied - 0 times.
Lead changed - 0 times.

12

Georgia Tech

St. Francis Brooklyn
Dec. 20, 2014 | Pope Center (Brooklyn, NY)

65
59

Official Basketball Box Score -- Game Totals -- Final Statistics
Georgia Tech vs St. Francis Brooklyn
12/20/14 12pm at Brooklyn Heights, NY

Georgia Tech 65 • 8-4

#	Player	Total		3-Ptr		Rebounds			PF	TP	A TO		Blk	Stl	Min
		FG-FGA	FG-FGA	FT-FTA	Off Def Tot	PF	TP	A TO			Blk	Stl			
21	Zaire O'Neil	f 4-10	0-0	1-2	4 3 7	2	9	1 3 1	2	19					
54	Roddreka Rogers	f 1-4	0-0	5-6	3 8 11	2	7	2 4 0	1	30					
03	Kaela Davis	g 7-27	2-12	3-3	1 5 6	2	19	1 4 0	6	36					
23	Sydney Wallace	g 6-12	1-5	1-2	0 0 0	3	14	3 2 0	4	37					
55	Antonia Peresson	g 0-3	0-3	0-0	0 1 1	3	0	0 0 0	0	23					
02	Aaliyah Whiteside	4-7	0-2	1-1	4 4 8	1	9	2 1 0	1	33					
10	Katarina Vuckovic	3-4	1-1	0-0	0 2 2	0	7	1 0 0	0	19					
11	Nariah Taylor	0-2	0-0	0-0	0 0 0	1	0	0 0 0	0	3					
Team					4 5 9										
Totals		25-69	4-23	11-14	16 28 44	14	65	10 14 1	14	200					

FG % 1st Half: 12-36 33.3% 2nd half: 13-33 39.4% Game: 25-69 36.2%
3FG % 1st Half: 1-11 9.1% 2nd half: 3-12 25.0% Game: 4-23 17.4%
FT % 1st Half: 2-2 100.0% 2nd half: 9-12 75.0% Game: 11-14 78.6%

St. Francis Brooklyn 59 • 3-8

#	Player		Total		3-Ptr	Rebounds			PF	TP	A TO Blk Stl				Min
			FG-FGA	FG-FGA	FT-FTA	Off	Def	Tot							
14	BENEDETTI, Sarah	f	6-15	3-9	0-0	0	2	2	0	15	5	4	0	1	30
34	VENEY, Jaymee	f	7-14	0-2	0-0	2	7	9	2	14	1	5	0	1	37
12	FECHKO, Leah	g	2-6	1-5	1-2	1	7	8	3	6	3	3	0	1	38
21	FOX, Katie	g	1-7	1-6	2-3	2	2	4	4	5	3	1	0	4	34
01	SIMPSON, Ellidh	g	8-16	3-5	0-0	2	2	4	0	19	1	1	0	0	37
04	ARTHUR, Blair		0-0	0-0	0-0	0	2	2	0	0	2	2	0	0	6
04	DELANEY, Alex		0-1	0-0	0-0	0	3	3	3	0	2	0	0	0	12
10	PUND, Becky		0-0	0-0	0-0	0	0	0	1	0	1	1	0	0	3
15	DERDA, Cassidy		0-0	0-0	0-0	1	0	1	0	0	0	0	0	1	3
Team						1 3 4									
Totals			24-59	8-27	3-5	9	28	37	13	59	16	19	0	8	200

2014-15 BOX SCORES

13 Georgia Tech

Lipscomb

Dec. 29, 2014 IMcCamish Pavilion (Atlanta, Ga.)

71
53

Official Basketball Box Score -- Game Totals -- Final Statistics
Lipscomb vs Georgia Tech
12/29/14 4 p.m. at McCamish Pavilion (Atlanta, Ga.)

Lipscomb 53 • 4-8

#	Player	Total		3-Ptr		Rebounds		PF	TP	A	TO	Blk	Stl	Min
		FG-FGA	FG-FGA	FT-FTA	FT-FTA	Off	Def							
12	SOUTHERN, Ashley	f	6-10	0-0	0-0	6	6	12	1	12	2	4	0	31
03	BLISS, Sara	g	5-9	2-5	1-1	0	2	2	2	13	2	2	0	27
05	COOPER, Chandler	g	2-11	2-10	0-0	0	4	4	1	6	0	3	0	25
10	FOTHERGILL, Danay	g	0-4	0-2	0-0	0	0	0	4	0	0	3	0	13
13	EUBANK, Emily	g	0-4	0-3	0-0	0	1	1	1	0	6	5	1	31
02	POTTS, Kennedy	g	0-1	0-1	0-0	0	1	1	0	0	0	0	1	9
11	FUQUA, Amber	g	2-2	2-2	0-0	0	0	0	0	6	0	0	0	6
21	SMITH, Kelli	g	3-7	3-7	0-0	0	3	3	1	9	6	2	0	22
22	LEGATE, Faith	g	2-5	0-0	0-0	0	0	0	1	4	0	1	0	8
24	BANKS, Alex	g	1-5	1-3	0-0	1	3	4	1	3	0	1	0	28
Team						3	3	6						
Totals			21-58	10-33	1-1	10	23	33	12	53	16	21	1	10

FG % 1st Half: 11-24 45.8% 2nd half: 10-34 29.4% Game: 21-58 36.2%
3FG % 1st Half: 5-15 33.3% 2nd half: 5-18 27.8% Game: 10-33 30.3%
FT % 1st Half: 1-1 100.0% 2nd half: 0-0 0.0% Game: 1-1 100.0%

Georgia Tech 71 • 9-4

#	Player	Total		3-Ptr		Rebounds		PF	TP	A	TO	Blk	Stl	Min
		FG-FGA	FG-FGA	FT-FTA	FT-FTA	Off	Def							
10	Katarina Vuckovic	f	4-13	2-8	0-0	3	3	6	3	10	2	2	0	34
54	Rodreka Rogers	f	5-6	0-0	0-0	3	1	4	2	10	0	3	0	28
02	Aaliyah Whiteside	g	1-7	1-2	5-6	6	6	12	0	8	4	1	0	35
03	Kaela Davis	g	11-25	6-13	0-1	1	7	8	3	28	4	3	0	31
23	Sydney Wallace	g	4-7	2-3	0-0	0	2	2	0	10	3	1	0	19
00	Imani Tilford	g	0-1	0-0	0-2	1	2	3	0	0	6	3	0	30
11	Nariah Taylor	g	0-1	0-0	0-0	0	0	0	2	0	0	0	1	10
13	Erin Garner	g	1-1	0-0	1-2	0	3	3	1	3	0	3	1	10
24	De'Ashia Jones	g	1-2	0-0	0-0	0	0	0	0	2	0	0	0	3
Team						1	2	3						
Totals			27-63	11-26	6-11	15	26	41	11	71	19	16	2	13

FG % 1st Half: 14-36 38.9% 2nd half: 13-27 48.1% Game: 27-63 42.9%
3FG % 1st Half: 6-15 40.0% 2nd half: 5-11 45.5% Game: 11-26 42.3%
FT % 1st Half: 5-8 62.5% 2nd half: 1-3 33.3% Game: 6-11 54.5%

Officials: Bruce Morris, Maggie Tieman, Linda Miles
Technical fouls: Lipscomb-None. Georgia Tech-None.

Attendance: 767

Georgia Tech Holiday Classic - Game Two

Wallace (GT) - Scores 1,000th Career Point

Georgia Tech Plays Louisiana Tech in Championship Game Tuesday (4 p.m.)

Lipscomb plays Harvard in Consolation Game Tuesday (2 p.m.)

Score by periods	1st	2nd	Total
Lipscomb	28	25	53
Georgia Tech	39	32	71

Last FG - LIP 2nd-01:05, GT 2nd-02:04.
Largest lead - LIP by 2 1st-15:58, GT by 29 2nd-14:11.

Score tied - 0 times.
Lead changed - 4 times.

14 Georgia Tech

LA Tech

Dec. 30, 2014 IMcCamish Pavilion (Atlanta, Ga.)

96
81

Official Basketball Box Score -- Game Totals -- Final Statistics
LA Tech vs Georgia Tech
12/30/14 4:15 pm ET at McCamish Pavilion (Atlanta, Ga.)

LA Tech 81 • 5-6

#	Player	Total		3-Ptr		Rebounds		PF	TP	A	TO	Blk	Stl	Min
		FG-FGA	FG-FGA	FT-FTA	FT-FTA	Off	Def							
02	FRAZIER, Whitney	f	7-14	0-2	1-3	3	3	6	3	15	3	5	1	35
03	LANGSTON, Savannah	f	1-3	1-3	0-1	0	3	3	0	3	0	1	1	10
01	SHELTON, Kellia	g	7-16	3-4	3-4	4	3	7	2	20	2	3	0	31
03	RICHIE, Ruby	g	1-3	1-3	0-0	0	0	0	0	3	1	0	0	5
21	ANDREWS, Kenedria	g	1-1	1-1	0-0	0	2	2	2	3	2	1	0	0
00	JACKSON, JaQuan	g	4-12	1-5	0-0	0	1	1	1	9	2	0	0	15
10	WALTER, Christasia	g	1-5	0-2	2-2	1	2	3	4	4	5	1	0	21
24	DAVENPORT, Tiara	g	3-10	2-4	4-6	0	3	3	5	12	0	2	0	1
25	WINGATE, Brandi	g	3-6	0-0	4-4	1	4	5	2	10	0	2	0	22
32	MOTEN, Kevlone	g	1-2	0-0	0-0	0	1	1	0	2	0	0	1	0
Team						2	2	4						
Totals			29-72	9-24	14-20	11	24	35	19	81	15	15	3	8

FG % 1st Half: 16-39 41.0% 2nd half: 13-33 39.4% Game: 29-72 40.3%
3FG % 1st Half: 5-10 50.0% 2nd half: 4-14 28.6% Game: 9-24 37.5%
FT % 1st Half: 2-5 40.0% 2nd half: 12-15 80.0% Game: 14-20 70.0%

Georgia Tech 96 • 10-4

#	Player	Total		3-Ptr		Rebounds		PF	TP	A	TO	Blk	Stl	Min
		FG-FGA	FG-FGA	FT-FTA	FT-FTA	Off	Def							
02	Aaliyah Whiteside	f	6-17	2-4	3-4	4	5	9	2	17	1	5	0	36
00	Katarina Vuckovic	f	3-5	1-2	1-2	2	11	13	0	8	2	1	0	29
54	Rodreka Rogers	c	2-7	0-0	4-5	3	6	9	5	8	0	3	1	0
00	Imani Tilford	g	1-4	0-0	4-4	2	3	5	2	6	2	1	0	31
03	Kaela Davis	g	13-28	2-8	7-7	2	3	5	2	35	1	4	0	38
11	Nariah Taylor	g	1-1	0-0	0-0	1	0	1	1	2	1	1	1	6
23	Zaire O'Neil	g	8-15	0-0	4-5	4	4	8	4	20	3	2	1	31
24	De'Ashia Jones	g	0-1	0-1	0-0	0	1	1	1	0	0	0	0	3
Team						3	2	5						
Totals			34-78	5-15	23-27	21	35	56	17	96	10	17	3	10

FG % 1st Half: 18-38 47.4% 2nd half: 16-40 40.0% Game: 34-78 43.6%
3FG % 1st Half: 4-9 44.4% 2nd half: 1-6 16.7% Game: 5-15 33.3%
FT % 1st Half: 8-9 88.9% 2nd half: 15-18 83.3% Game: 23-27 85.2%

Officials: Carla Fountain, Bruce Miller, Natoshia Harris

Technical fouls: LA Tech-None. Georgia Tech-None.

Attendance: 655

Georgia Tech Holiday Tournament Championship Game

Score by periods	1st	2nd	Total
LA Tech	39	42	81
Georgia Tech	48	48	96

Last FG - LATECH 2nd-01:17, GT 2nd-01:23.
Largest lead - LATECH by 8 1st-12:54, GT by 19 2nd-08:39.

Score tied - 5 times.
Lead changed - 2 times.

15 #7/6 Louisville

Georgia Tech

Jan. 2, 2015 IKFC Yum! Center (Louisville, Ky.)

75
48

Official Basketball Box Score -- Game Totals -- Final Statistics
Georgia Tech vs LOUISVILLE
1/2/15 7:02PM at KFC Yum! Center, Louisville, KY

Georgia Tech 48 • 10-5,0-1

#	Player	Total		3-Ptr		Rebounds		PF	TP	A	TO	Blk	Stl	Min
		FG-FGA	FG-FGA	FT-FTA	FT-FTA	Off	Def							
02	Aaliyah Whiteside	f	7-14	1-4	2-4	8	2	10	1	17	3	6	0	34
00	Katarina Vuckovic	f	1-5	1-5	0-1	1	6	7	2	3	1	1	1	2
54	Rodreka Rogers	f	5-6	0-0	1-2	4	1	5	3	11	0	3	1	21
00	Imani Tilford	g	1-5	0-0	0-2	1	2	3	3	2	1	3	0	23
03	Kaela Davis	g	2-15	1-3	6-7	2	3	5	11	1	5	0	1	26
11	Nariah Taylor	g	1-2	0-0	0-0	0	1	1	2	2	0	0	0	7
14	Simina Avram	g	0-0	0-0	0-0	0	0	0	0	0	0	0	0	0
21	Zaire O'Neil	g	0-10	0-0	0-0	4	3	7	4	0	4	1	0	21
24	De'Ashia Jones	g	0-0	0-0	0-0	0	0	0	0	0	0	0	0	0
55	Antonia Peresson	g	1-5	0-4	0-0	0	3	3	0	2	0	2	0	23
Team						0	0	0						
Totals			18-62	3-16	9-16	20	21	41	20	48	6	24	3	14

FG % 1st Half: 8-31 25.8% 2nd half: 10-31 32.3% Game: 18-62 29.0%
3FG % 1st Half: 0-4 0.0% 2nd half: 3-12 25.0% Game: 3-16 18.8%
FT % 1st Half: 4-7 57.1% 2nd half: 5-9 55.6% Game: 9-16 56.3%

LOUISVILLE 75 • 13-1,0

#	Player		Total		3-Ptr		Rebounds		PF	TP	A	TO	Blk	Stl	Min
			FG-FGA	FG-FGA	FT-FTA	FT-FTA	Off	Def							
00	HAMMOND, Sara	f	3-5	0-0	0-0	0	2	2	3	6	1	2	1	0	13
02	HINES-ALLEN, Myisha	f	3-7	0-0	0-0	1	0	1	3	6	2	0	0	1	30
04	MOORE, Mariya	f	9-12	3-6	1-2	0	4	4	0	22	8	6	0	1	24
21	SMITH, Bria	g	4-10	0-0	1-2	3	5	8	1	9	4	2	1	3	29
22	SCHIMMEL, Jude	g	3-6	0-0	2-2	4	6	1	8	1	5	1	1	2	26
03	VALS, Sheronne	g	1-2	0-0	0-0	0	1	1	0	2	0	0	0	7	
11	CARTER, Arica	g	1-2	0-0	0-2	1	2	3	1	2	4	1	0	2	14
12	DYER, Shawnta	g	2-7	0-0	0-0	3	4	7	1	4	1	0	2	0	18
13	WALTON, Cortnee	g	1-2	0-0	4-4	1	2	3	0	6	0	1	0	1	15
15	DEINES, Megan	g	1-3	0-0	0-1	1	0	1	1	2	1	1	0	0	14
24	FREEMAN, Ariana	g	0-0	0-0	0-0	0	0	0	1	0	0	1	0	0	2
32	HENDERSON, Emmonnine	g	2-4	0-0	4-6	2	4	6	4	8	0	2	0	0	20
	Team					4	0	0	4						
Totals			30-60	3-6	12-19	14	28	42	16	75	22	21	5	10	80

2014-15 BOX SCORES

17 Georgia Tech

Boston College

Jan. 8, 2015 IConte Forum (Chestnut Hill, Mass.)

80
77

Official Basketball Box Score -- Game Totals -- Final Statistics
Georgia Tech vs Boston College
1-8-15 7:05 p.m. at Silvio O. Conte Forum, Chestnut Hill, MA

Georgia Tech 80 • 12-5; 2-1 ACC

#	Player	Total		3-Ptr		Rebounds			PF	TP	A TO		Blk	Stl	Min
		FG-FGA	FG-FGA	FT-FTA	FT-FTA	Off	Def	Tot							
21	Zaire O'Neil	f	6-8	0-0	3-4	3	1	4	4	15	2	4	2	0	27
54	Roddreka Rogers	f	3-5	0-0	2-2	3	4	7	2	8	0	4	0	1	35
02	Aaliyah Whiteside	g	6-11	1-1	2-5	6-7	1	6	7	2	20	2	1	0	40-
03	Kaela Davis	g	10-20	2-6	5-7	0	3	3	2	27	1	0	1	2	39
55	Antonia Peresson	g	0-1	0-1	3-3	0	0	0	1	3	2	4	0	1	20
00	Imani Tilford	g	0-1	0-0	0-0	1	0	1	5	0	2	2	0	5	19
10	Katarina Vuckovic	g	2-8	0-3	3-4	1	3	4	1	7	0	1	0	0	17
11	Nariah Taylor	g	0-0	0-0	0-0	0	0	0	0	0	0	0	0	0	2
14	Simina Avram	g	0-0	0-0	0-0	0	1	1	0	0	0	0	0	0	1
Team						3		2	5		1				
Totals		27-54		4-15		22-27		12		20	32		17		80
FG % 1st Half:		12-24		50.0%		2nd half:		15-30		50.0%		Game:		27-54	
3FG % 1st Half:		3-9		33.3%		2nd half:		1-6		16.7%		Game:		4-15	
FT % 1st Half:		11-13		84.6%		2nd half:		11-14		78.6%		Game:		22-27	

Boston College 77 • 8-7; 0-2 ACC

#	Player	Total		3-Ptr		Rebounds			PF	TP	A TO		Blk	Stl	Min
		FG-FGA	FG-FGA	FT-FTA	FT-FTA	Off	Def	Tot							
22	Daley,Emilee	f	4-8	2-4	2-2	0	3	3	2	12	2	2	1	1	33
00	Gabriel,Karima	f	4-7	0-0	1-1	1	4	5	4	9	1	1	0	1	26
25	Kelsick,Ashley	g	5-10	1-1	2-2	2	2	4	4	13	0	3	0	2	34
11	Boudreau,Nicole	g	6-12	4-8	5-6	4	2	6	3	21	3	1	0	1	35
23	Hughes, Kelly	g	7-16	0-5	4-4	1	2	3	1	18	4	3	0	4	34
13	Coulombe,Alexa	g	0-0	0-0	0-1	0	0	0	1	0	0	0	1	0	9
15	Engeln,Lauren	g	0-0	0-0	0-0	0	0	0	0	0	0	1	0	0	5
21	Mosetti,Martina	g	0-0	0-0	0-0	0	1	1	2	0	1	3	0	0	8
42	Quandt,Katie	g	0-0	0-0	0-0	0	1	1	1	0	0	1	0	0	6
44	Cooper,Kat	g	2-5	0-1	0-0	0	0	0	0	4	2	2	0	0	10
Team						4		3	7		2				
Totals		28-58		7-19		14-16		12		18	30		17		77
FG % 1st Half:		14-29		48.3%		2nd half:		14-29		48.3%		Game:		28-58	
3FG % 1st Half:		3-9		33.3%		2nd half:		4-10		40.0%		Game:		7-19	
FT % 1st Half:		8-9		88.9%		2nd half:		6-7		85.7%		Game:		14-16	

Officials: Kathleen Lynch, Jules Gallien, Norma Jones
Technical fouls: Georgia Tech-None. Boston College-None.
Attendance: 479

Score by periods	1st	2nd	Total
Georgia Tech	38	42	80
Boston College	39	38	77

Last FG - GT 2nd-01:02, BC 2nd-02:08.
Largest lead - GT by 14 1st-09:34, BC by 4 1st-02:24.

Score tied - 11 times.
Lead changed - 10 times.

18 #8/6 North Carolina

Georgia Tech

Jan. 11, 2015 ICarmichael Arena (Chapel Hill, N.C.)

96
81

Official Basketball Box Score -- Game Totals -- Final Statistics
Georgia Tech vs #8/6 North Carolina
01/11/15 3:00 PM at Carmichael Arena, Chapel Hill, NC

Georgia Tech 81 • 12-6, 2-2 ACC

#	Player	Total		3-Ptr		Rebounds			PF	TP	A TO		Blk	Stl	Min
		FG-FGA	FG-FGA	FT-FTA	FT-FTA	Off	Def	Tot							
21	Zaire O'Neil	f	3-9	0-0	2-4	2	1	3	4	8	2	5	0	1	25
54	Roddreka Rogers	f	5-8	0-0	3-5	3	8	11	1	13	2	3	0	2	36
02	Aaliyah Whiteside	g	6-13	1-2	9-10	4	2	6	3	22	2	2	0	0	39
03	Kaela Davis	g	2-9	0-3	2-2	0	1	1	5	6	1	1	0	1	16
55	Antonia Peresson	g	3-7	2-4	0-0	0	1	1	2	8	6	1	0	0	23
00	Imani Tilford	g	1-2	0-0	2-2	0	3	3	5	4	3	1	0	2	19
10	Katarina Vuckovic	g	3-8	1-4	0-0	1	1	2	1	7	0	3	0	1	18
11	Nariah Taylor	g	4-7	0-0	2-2	0	4	4	3	10	2	4	5	1	20
14	Simina Avram	g	0-0	0-0	0-0	0	0	0	0	0	0	0	0	0	3
24	De'Asia Jones	g	1-1	1-1	0-0	0	0	0	0	3	0	0	0	0	1
Team						4		3	7		18		20		81
Totals		28-64		5-14		20-25		14		24	38		24		96
FG % 1st Half:		12-31		38.7%		2nd half:		16-33		48.5%		Game:		28-64	
3FG % 1st Half:		2-7		28.6%		2nd half:		3-7		42.9%		Game:		5-14	
FT % 1st Half:		9-11		81.8%		2nd half:		11-14		78.6%		Game:		20-25	

#8/6 North Carolina 96 • 15-2, 2-1 ACC

#	Player	Total		3-Ptr		Rebounds			PF	TP	A TO		Blk	Stl	Min
		FG-FGA	FG-FGA	FT-FTA	FT-FTA	Off	Def	Tot							
00	Cherry, Jamie	g	2-4	1-1	2-2	0	1	1	2	7	1	1	0	0	16
01	Mavunga, Stephanie	g	8-20	0-0	4-7	8	5	13	4	20	1	3	2	2	27
02	Coleman, Latifah	g	2-9	1-3	1-2	1	1	2	0	6	3	2	0	1	28
10	Butts, Danielle	g	2-4	0-0	2-2	5	3	8	3	6	6	3	1	0	24
11	Rountree, Brittany	g	4-9	2-6	1-1	0	2	2	3	11	4	2	0	4	24
13	Fuller, Hillary	g	4-5	0-0	1-3	2	1	3	4	9	2	0	0	2	10
15	Gray, Allisha	g	7-17	1-7	0-1	2	6	8	2	15	4	1	0	0	28
22	Bryant, N'Dea	g	3-4	0-0	0-1	2	3	5	3	6	0	2	0	0	18
24	Washington, Jessica	g	6-10	2-4	2-2	0	2	2	0	16	1	2	0	1	22
30	Summers, Hillary	g	0-0	0-0	0-0	0	1	1	0	0	0	0	0	0	3
Team						4		4	4		22		16		96
Totals		38-82		7-21		13-21		24		25	49		21		96
FG % 1st Half:		19-42		45.2%		2nd half:		19-40		47.5%		Game:		38-82	
3FG % 1st Half:		5-11		45.5%		2nd half:		2-10		20.0%		Game:		7-21	
FT % 1st Half:		7-11		63.6%		2nd half:		6-10		60.0%		Game:		13-21	

Officials: Tom Danaher, Mark Hardcastle, Mark Resch
Technical fouls: Georgia Tech-None. #8/6 North Carolina-None.
Attendance: 3129

Score by periods	1st	2nd	Total
Georgia Tech	35	46	81
#8/6 North Carolina	50	46	96

Last FG - GT 2nd-00:03, NC 2nd-00:53.
Largest lead - GT None, NC by 21 2nd-16:04.

Score tied - 0 times.
Lead changed - 0 times.

19 Pittsburgh

Georgia Tech

Jan. 1

2014-15 BOX SCORES

21 Georgia Tech

Virginia

Jan. 25, 2015 IJPJ Arena (Charlottesville, Va.)

68
62

Official Basketball Box Score -- Game Totals -- Final Statistics
Georgia Tech vs Virginia
01/25/15 2 p.m. at JPJ Arena, Charlottesville, Va.

Georgia Tech 68 • 13-8, 3-4 ACC

#	Player	Total			3-Ptr			Rebounds			PF	TP	A	TO	Blk	Stl	Min
		FG-FGA	FG-FGA	FT-FTA	FG-FGA	FG-FGA	FT-FTA	Off	Def	Total							
21	Zaire O'Neil	f	8-13	0-0	0-0	5	6	11	4	16	0	4	2	1	27		
54	Rodreka Rogers	f	4-8	0-0	1-1	3	8	11	2	9	2	4	2	0	39		
02	Aaliyah Whiteside	g	1-5	0-2	5-5	1	1	2	1	7	1	1	0	1	32		
03	Kaela Davis	g	12-29	1-5	6-6	1	2	3	2	31	1	0	0	2	37		
55	Antonia Peresson	g	0-2	0-2	0-0	0	2	2	1	0	4	1	0	1	24		
00	Imani Tifford		0-2	0-0	0-0	1	1	2	1	0	0	0	0	1	8		
10	Katarina Vuckovic		1-6	1-6	2-2	1	5	6	2	5	1	0	1	1	28		
11	Nariah Taylor		0-0	0-0	0-0	0	0	0	0	0	0	3	0	0	5		
Team						2	1	3									
Totals			26-65	2-15	14-14	14	26	40	13	68	9	13	5	7	200		
FG % 1st Half: 12-34		35.3%	2nd half: 14-31		45.2%	Game: 26-65		40.0%	Deadball		Rebounds		0.2				
3FG % 1st Half: 1-7		14.3%	2nd half: 1-8		12.5%	Game: 2-15		13.3%									
FT % 1st Half: 5-5		100.0%	2nd half: 9-9		100.0%	Game: 14-14		100.0%									

Virginia 62 • 13-7, 3-4 ACC

#	Player	Total			3-Ptr			Rebounds			PF	TP	A	TO	Blk	Stl	Min
		FG-FGA	FG-FGA	FT-FTA	FG-FGA	FG-FGA	FT-FTA	Off	Def	Total							
21	Lauren Moses	f	2-6	0-0	0-0	2	4	6	2	4	1	4	1	0	29		
24	Sarah Imovbioh	f	2-6	0-0	1-4	4	3	7	4	5	1	1	0	1	22		
01	Mikayla Venson	g	3-11	1-7	0-0	1	1	2	1	7	2	1	1	0	34		
12	Breyana Mason	g	7-9	0-0	0-1	0	3	3	2	14	5	2	0	3	31		
20	Faith Randolph	g	10-20	1-5	2-2	2	5	7	3	23	2	1	0	1	36		
03	Sarah Beth Barnette		0-0	0-0	0-0	0	2	2	1	0	0	1	0	0	7		
23	Aliyah Huland El		3-8	1-3	0-0	0	1	1	1	7	1	2	0	0	18		
44	Sydney Umeri		1-3	0-0	0-0	0	3	3	1	2	1	0	0	1	23		
Team						1	3	4									
Totals			28-63	3-15	3-7	10	25	35	15	62	13	13	2	6	200		
FG % 1st Half: 15-31		48.4%	2nd half: 13-32		40.6%	Game: 28-63		44.4%	Deadball		Rebounds		1				
3FG % 1st Half: 2-6		33.3%	2nd half: 1-8		11.1%	Game: 3-15		20.0%									
FT % 1st Half: 0-0		0.0%	2nd half: 3-7		42.9%	Game: 3-7		42.9%									

Officials: Eric Brewton, Daryl Humphrey, Mark McLenney
Technical fouls: Georgia Tech-None, Virginia-None.
Attendance: 3975

Score by periods	1st	2nd	Total
Georgia Tech	30	38	68
Virginia	32	30	62

Points	In	Off	2nd	Fast	Bench
GT	40	19	15	6	5
VA	28	13	14	4	9

Last FG - GT 2nd-00:44, VA 2nd-00:07.

Largest lead - GT by 6 2nd-05:01, VA by 10 1st-07:27.

Score tied - 15 times.
Lead changed - 12 times.

22 #9/9 Florida State

Georgia Tech

Jan. 30, 2015 IMcCamish Pavilion (Atlanta, Ga.)

82
62

Official Basketball Box Score -- Game Totals -- Final Statistics
#9/9 Florida State vs Georgia Tech
1/30/15 7:00 p.m. at McCamish Pavilion (Atlanta, Ga.)

#9/9 Florida State 82 • 20-2, 7-1 ACC

#	Player	Total			3-Ptr			Rebounds			PF	TP	A	TO	Blk	Stl	Min
		FG-FGA	FG-FGA	FT-FTA	FG-FGA	FG-FGA	FT-FTA	Off	Def	Total							
01	Morgan Jones	f	1-7	0-2	0-2	3	1	4	3	2	4	6	0	0	1	27	
23	Ivey Slaughter	f	4-9	0-0	2-4	7	6	13	3	10	2	0	2	4	25		
02	Adut Bulgak	c	4-6	2-2	2-2	2	7	9	3	12	0	2	2	0	25		
12	Brittany Brown	g	2-7	0-1	0-2	2	1	3	1	4	2	4	0	2	21		
15	Maegan Conwright	g	5-12	2-6	0-0	0	2	2	0	12	5	2	0	2	29		
03	Emiah Bingley		5-7	5-5	0-0	0	1	1	1	15	0	1	0	2	17		
10	Leticia Romero		2-6	0-0	2-2	2	3	5	3	6	8	2	0	2	28		
20	Shakyla Thomas		6-7	0-0	1-2	1	3	4	13	0	3	0	0	2	17		
24	Shakela Richardson		1-2	0-0	0-1	0	0	0	3	2	2	1	0	0	4		
25	Ama Degeon		1-1	0-0	0-0	1	0	1	1	2	0	2	0	0	7		
32	Lauren Coleman		0-0	0-0	0-0	0	0	0	1	0	0	0	0	0	3		
42	Kai James		2-3	0-0	0-0	4	0	4	1	4	0	0	0	0	6		
Team						1	1	2									
Totals			33-67	9-16	7-15	23	25	48	24	82	23	23	4	12	200		
FG % 1st Half: 17-33		51.5%	2nd half: 16-34		47.1%	Game: 33-67		49.3%	Deadball		Rebounds		3.2				
3FG % 1st Half: 4-7		57.1%	2nd half: 5-9		55.6%	Game: 9-16		56.3%									
FT % 1st Half: 4-6		66.7%	2nd half: 3-9		33.3%	Game: 7-15		46.7%									

Georgia Tech 62 • 13-9, 3-5 ACC

#	Player	Total			3-Ptr			Rebounds			PF	TP	A	TO	Blk	Stl	Min
		FG-FGA	FG-FGA	FT-FTA	FG-FGA	FG-FGA	FT-FTA	Off	Def	Total							
02	Aaliyah Whiteside	f	5-13	1-3	5-7	6	4	10	4	16	0	2	2	0	39		
21	Zaire O'Neil	f	4-8	0-0	2-4	1	2	3	4	10	0	4	1	2	22		
54	Rodreka Rogers	f	3-8	0-0	2-4	5	1	6	2	8	0	2	1	0	35		
03	Kaela Davis	g	6-22	2-8	1-3	2	3	5	3	15	2	7	0	1	38		
55	Antonia Peresson	g	0-1	0-1	0-0	0	0	0	1	0	2	0	0	0	7		
00	Imani Tifford		1-3	0-0	5-5	1	1	2	0	7	0	2	0	0	22		
10	Katarina Vuckovic		1-6	1-6	2-3	4	3	7	4	5	3	4	0	4	27		
11	Nariah Taylor		0-0	0-0	1-2	0	0	0	1	1	0	1	1	0	8		
14	Simina Avram		0-0	0-0	0-0	0	0	0	0	0	0	0	0	0	2		
Team						2	1	3									
Totals			20-61	4-18	18-28	21	15	36	19	62	7	22	5	9	200		
FG % 1st Half: 7-29		24.1%	2nd half: 13-32		40.6%	Game: 20-61		32.8%	Deadball		Rebounds		3.1				
3FG % 1st Half: 2-8		25.0%	2nd half: 2-10		20.0%	Game: 4-18		22.2%									
FT % 1st Half: 12-16		75.0%	2nd half: 6-12		50.0%	Game: 18-28		64.3%									

Officials: Dee Kantner, Edward Sidlasky, Jules Gallien
Technical fouls: #9/9 Florida State-None, Georgia Tech-None.
Attendance: 1166

Score by periods	1st	2nd	Total
#9/9 Florida State	42	40	82
Georgia Tech	28	34	62

Points	In	Off	2nd	Fast	Bench
FS	36	25	23	6	42
GT	24	19	20	6	13

Last FG - FS 2nd-01:09, GT 2nd-00:10.
Largest lead - FS by 23 2nd-04:07, GT None.Score tied - 1 time.
Lead changed - 0 times.

23 Georgia Tech

Virginia Tech

Feb. 2, 2015 IMcCamish Pavilion (Atlanta, Ga.)

79
71

Official Basketball Box Score -- Game Totals -- Final Statistics
Virginia Tech vs Georgia Tech
2/1/15 2:05 pm ET at McCamish Pavilion (Atlanta, Ga.)

Virginia Tech 71 • 10-12, 1-8 ACC

#	Player		Total		3-Ptr		Rebounds			PF	TP	A	TO	Blk	Stl	Min
			FG	FGA	FG	FGA	FT	FTA	Off							
02	Sidney Cook	f	10	15	1-2	4-5	4	8	12	3	25	2	1	0	0	33
04	Hannah Young	f	2-7	1-6	0-0	0-0	2	1	3	4	5	4	0	0	0	29
24	Tajiah Campbell	f	4-8	0-0	0-0	0-0	0	4	4	5	8	0	0	2	0	23
05	Vanessa Panousis	f	6-19	4-13	2-2	0-0	0	0	0	4	18	4	1	0	2	37
23	Rachel Camp	g	3-13	0-1	0-0	0-0	3	2	5	2	6	3	1	0	0	35
25	Samantha Hill	f	3-4	1-1	0-0	0-0	2	5	7	2	7	2	1	0	0	24
33	Kelsey Conyers	g	0-0	0-0	0-0	0-0	0	0	0	0	0	0	0	0	0	6
35	Tara Nahodi	f	1-1	0-0	0-0	0-0	0	0	0	0	2	1	0	0	0	5
40	Dominique Powell	f	0-0	0-0	0-0	0-0	0	0	0	3	0	0	2	0	0	5
45	Khadedra Croker	f	0-0	0-0	0-0	0-0	0	0	0	0	0	0	0	1	0	3
Team							2	1	3							
Totals			29-67	7-23	6-7	0-0	13	21	34	23	71	16	6	4	2	200
FG % 1st Half:		15-33	45.5%	2nd half:		14-34	41.2%	Game:		29-67	43.3%	Deadball				
3FG % 1st Half:		4-12	33.3%	2nd half:		3-11	27.3%	Game:		7-23	30.4%	Rebounds				
FT % 1st Half:		3-3	100.0%	2nd half:		3-4	75.0%	Game:		6-7	85.7%	1				

2014-15 BOX SCORES

25 NC State

Georgia Tech
Feb. 12, 2015 IMcCamish Pavilion (Atlanta, Ga.)

65
64

Official Basketball Box Score -- Game Totals -- Final Statistics
NC State vs Georgia Tech
2/12/15 7:05 p.m. ET at McCamish Pavilion (Atlanta, Ga.)

NC State 65 • 14-10, 5-6 ACC

#	Player	Total		3-Ptr		Rebounds			PF	TP	A	TO	Blk	Stl	Min
		FG-FGA	FG-FGA	FT-FTA	Off Def Tot	PF	TP	A TO Blk Stl							
11	Jennifer Mathurin	f	4-10	3-7	0-0	3 2 5	2	11	0	1	1	0	0	0	35
25	Carlee Schuhmacher	f	2-9	0-0	1-4	1 4 5	2	5	2	2	2	2	1	0	32
02	Len'Nique Brown	g	0-6	0-2	1-2	0 4 4	3	1	6	1	0	2	0	2	31
03	Miah Spencer	g	9-17	4-5	3-5	1 7 8	2	25	3	1	0	4	0	0	36
22	Dominique Wilson	g	5-12	3-6	1-3	0 3 3	3	14	5	0	0	1	0	1	35
04	Ashley Williams		2-6	1-4	0-0	1 3 4	1	5	2	0	0	0	1	1	17
05	Chelsea Nelson		1-6	1-2	1-2	1 1 2	3	4	1	3	0	0	0	0	14
Team					5 0 5										
Totals			23-66	12-26	7-16	12 24 36	16	65	19	8	3	9	0	0	200
FG % 1st Half: 10-37		27.0%	2nd half: 13-29	44.8%	Game: 23-66	34.8%									
3FG % 1st Half: 6-16		37.5%	2nd half: 6-10	60.0%	Game: 12-26	46.2%									
FT % 1st Half: 1-4		25.0%	2nd half: 6-12	50.0%	Game: 7-16	43.8%									

Georgia Tech 64 • 14-11, 4-7 ACC

#	Player	Total		3-Ptr		Rebounds			PF	TP	A	TO	Blk	Stl	Min
		FG-FGA	FG-FGA	FT-FTA	Off Def Tot	PF	TP	A TO Blk Stl							
02	Aaliyah Whiteside	f	2-8	0-3	3-3	2 5 7	4	7	0	2	0	0	0	0	34
21	Zaire O'Neil	f	5-10	0-0	7-9	6 5 11	2	17	3	8	6	0	0	0	35
54	Roddreka Rogers	f	5-7	0-0	2-2	6 6 12	1	12	3	0	2	2	2	0	37
03	Kaela Davis	g	5-20	2-11	5-6	0 4 4	5	17	0	3	0	1	0	1	32
55	Antonia Peresson	g	0-6	0-6	0-0	0 1 1	2	0	1	1	0	0	0	0	20
00	Imani Tilford		0-0	0-0	0-0	0 0 0	2	0	2	2	0	1	1	0	13
10	Katarina Vuckovic		4-8	3-7	0-0	0 12 12	1	11	1	1	1	0	0	0	29
24	De'Ashia Jones		0-0	0-0	0-0	0 0 0	0	0	0	0	0	0	0	0	0+
Team					1 5 6										
Totals			21-59	5-27	17-20	15 38 53	17	64	10	17	9	4	0	0	200
FG % 1st Half: 10-26		38.5%	2nd half: 11-33	33.3%	Game: 21-59	35.8%									
3FG % 1st Half: 2-14		14.3%	2nd half: 3-13	23.1%	Game: 5-27	18.5%									
FT % 1st Half: 2-2		100.0%	2nd half: 15-18	83.3%	Game: 17-20	85.0%									

Officials: Denise Brooks, Roy Gulbeyan, Karen Preato
Technical fouls: NC State-None. Georgia Tech-None.
Attendance: 613

Score by periods	1st	2nd	Total
NC State	27	38	65
Georgia Tech	24	40	64

Points	In	Off	2nd	Fast	Bench
ST	18	19	2	8	9
GT	24	7	17	9	11

Last FG - ST 2nd-00:38, GT 2nd-01:46.

Largest lead - ST by 12 2nd-14:33, GT by 5 1st-16:34.

Score tied - 4 times.

Lead changed - 5 times.

26 Miami

Georgia Tech
Feb. 15, 2015 iBankUnited Center (Coral Gables, Fla.)

64
59

Official Basketball Box Score -- Game Totals -- Final Statistics
Georgia Tech vs MIAMI
02/15/15 3:04 p.m. at BankUnited Center | Coral Gables, Fla.

Georgia Tech 59 • 14-12, 4-8 ACC

#	Player	Total		3-Ptr		Rebounds			PF	TP	A	TO	Blk	Stl	Min
		FG-FGA	FG-FGA	FT-FTA	Off Def Tot	PF	TP	A TO Blk Stl							
00	Imani Tilford		1-3	0-0	0-0	5 3 8	5	2	0	5	0	2	0	2	25
02	Aaliyah Whiteside		2-8	0-2	4-4	0 6 6	2	8	1	1	1	0	0	0	36
03	Kaela Davis		6-18	1-4	0-0	0 5 5	3	13	2	4	0	4	0	4	39
21	Zaire O'Neil		6-11	0-0	1-3	2 3 5	5	13	1	4	3	0	0	0	22
54	Roddreka Rogers		4-6	0-0	2-2	2 5 7	3	10	0	3	1	1	0	1	31
10	Katarina Vuckovic		3-7	1-3	0-2	2 3 5	2	7	2	2	2	0	0	0	29
24	De'Ashia Jones		1-2	1-2	0-1	0 2 2	4	3	2	2	1	0	0	0	7
55	Antonia Peresson		1-2	1-2	0-0	0 1 1	3	3	1	1	0	0	0	0	11
Team					4 2 6										
Totals			24-57	4-13	7-12	15 30 45	27	59	9	23	8	7	0	0	200
FG % 1st Half: 14-27		51.9%	2nd half: 10-30	33.3%	Game: 24-57	42.1%									
3FG % 1st Half: 4-8		50.0%	2nd half: 0-5	0.0%	Game: 4-13	30.8%									
FT % 1st Half: 3-5		60.0%	2nd half: 4-7	57.1%	Game: 7-12	58.3%									

MIAMI 64 • 18-7, 8-4 ACC

#	Player	Total		3-Ptr		Rebounds			PF	TP	A	TO	Blk	Stl	Min
		FG-FGA	FG-FGA	FT-FTA	Off Def Tot	PF	TP	A TO Blk Stl							
03	THOMAS, Jessica		1-5	1-1	2-2	1 2 3	1	5	2	3	0	0	0	0	26
10	WOODS, Michelle		3-9	3-5	4-4	1 5 6	3	13	1	1	0	1	0	1	26
21	WILLIAMS, Jassany		3-8	0-0	0-0	4 1 5	2	6	1	0	1	1	0	1	19
23	MOTLEY, Adrienne		7-18	1-3	3-4	1 5 6	2	18	1	3	0	1	0	1	37
33	McGUIRE, Suriya		1-5	0-0	0-0	1 1 2	3	2	2	1	1	0	0	0	17
00	HARRIS, Keyanna		0-1	0-0	0-0	0 0 0	0	0	0	0	0	0	0	0	4
05	GREENE, Nigja		3-6	2-5	3-4	1 1 2	0	11	1	0	0	0	0	0	14
18	STERLING, Nicole		1-7	0-4	6-7	0 2 2	1	8	2	2	1	2	0	0	29
25	PRATHER, Khaila		0-1	0-0	1-2	0 1 1	3	1	0	2	0	0	0	0	9
30	DAVENPORT, Erykah		0-3	0-0	0-0	2 1 3	1	0	0	1	0	0	0	2	14
Team					5 2 7										
Totals			19-63	7-18	19-23	16 21 37	16	64	10	14	3	11	0	0	200
FG % 1st Half: 12-32		37.5%	2nd half: 7-31	22.6%	Game: 19-63	30.2%									
3FG % 1st Half: 5-9		55.6%	2nd half: 2-9	22.2%	Game: 7-18	38.9%									
FT % 1st Half: 7-8		87.5%	2nd half: 12-15	80.0%	Game: 19-23	82.6%									

Officials: Eric Brewton, Ed Sidlasky, Metta Roberts
Technical fouls: Georgia Tech-None. MIAMI-None.
Attendance: 1442

GT #21 Z. O'NEIL FOULED OUT
GT #01 TILFORD FOULED OUT

Score by periods	1st	2nd	Total
Georgia Tech	35	24	59
MIAMI	36	28	64

Points	In	Off	2nd	Fast	Bench
GT	24	6	21	5	13
UM	24	6	21	5	13

Last FG - GT 2nd-05:40, UM 2nd-00:33.

Largest lead - GT by 10 2nd-04:46, UM by 5 1st-18:36.

Score tied - 4 times.

Lead changed - 8 times.

27 #4/4 Notre Dame

Georgia Tech
Feb. 19, 2015 IMcCamish Pavilion (Atlanta, Ga.)

71
61

Official Basketball Box Score -- Game Totals -- Final Statistics
#4/4 Notre Dame vs Georgia Tech
2/19/15 7:00 p.m. at McCamish Pavilion (Atlanta, Ga.)

#4/4 Notre Dame 71 • 25-2, 12-1 ACC

24-4 Notre Dame 71 - 23 2/12 1/20															
#	Player	Total		3-Ptr		Rebounds			PF	TP	A	TO	Blk	Stl	Min
		FG-FGA	FG-FGA	FT-FTA	Off	Def	Total								
11	Brianna Turner	4-11	0-0	0-0	4	6	10	4	8	1	3	3	0	0	31
12	Taya Reimer	4-9	0-0	0-0	0	7	7	1	8	1	3	1	0	0	32
15	Lindsay Allen	2-5	0-0	2-2	0	0	0	3	6	6	3	1	1	0	36
22	Madison Cable	4-5	1-2	0-2	5	6	11	2	9	1	2	0	1	0	24
23	Michaela Mabrey	3-6	1-4	0-0	1	1	2	2	7	2	1	0	2	0	19
24	Hannah Huffman	0-0	0-0	0-0	0	0	0	0	0	0	0	0	0	0	5
32	Jewell Loyd	10-22	1-3	10-11	1	4	5	0	31	2	3	1	1	0	38
33	Kathryn Westbeld	1-5	0-0	0-0	3	2	5	3	2	1	1	1	0	0	14
34	Markisha Wright	0-0	0-0	0-0	0	0	0	0	0	0	0	0	0	0	1
Team					2	2	4								
Totals		28-63	3-9	12-15	16	28	44	15	71	14	16	7	5	0	200
FG % 1st Half: 16-33		48.5%	2nd half: 12-30	40.0%	Game: 28-63	44.4%									Deadball Rebounds 1.1
3FG % 1st Half: 1-6		16.7%	2nd half: 2-3	66.7%	Game: 3-9	33.3%									
FT % 1st Half: 0-0		0.0%	2nd half: 12-15	80.0%	Game: 12-15	80.0%									

2014-15 BOX SCORES

29 Georgia Tech

#16/17 Duke

Feb. 26, 2015 IMcCamish Pavilion (Atlanta, Ga.)

71

62

Official Basketball Box Score -- Game Totals -- Final Statistics

#16/17 Duke vs Georgia Tech

2/26/15 7:05 p.m. ET at McCamish Pavilion (Atlanta, Ga.)

#16/17 Duke 62 • 19-9, 10-5 ACC

#	Player	Total			3-Ptr			Rebounds			PF	TP	A	TO	Blk	Stl	Min
		FG	FGA	FT	FTA	Off	Def	Off	Def	Total							
01	Elizabeth Williams	4-13	0-0	2-2	0-0	6	8	14	3	10	3	1	5	2	32		
11	Azura Stevens	7-17	1-5	1-3	5	0	5	1	16	3	1	2	0	36			
12	Mercedes Riggs	0-1	0-1	0-0	0	2	2	0	0	0	0	0	0	13			
14	Ka'la Johnson	1-3	1-2	0-0	0	1	1	4	3	0	2	0	1	30			
21	Kendall Cooper	5-10	0-0	1-2	3	6	9	2	11	0	1	2	0	20			
23	Rebecca Greenwell	7-18	1-8	1-1	0	4	4	2	16	3	3	1	3	38			
30	Amber Henson	2-8	0-2	2-2	6	0	6	2	6	1	3	1	2	23			
32	Erin Mathias	0-3	0-0	0-0	2	2	4	2	0	0	0	0	0	8			
Team						2	1	3									
Totals		26-73	3-18	7-10	24	24	48	16	62	10	12	11	8	200			
FG % 1st Half: 7-34		20.6%	2nd half: 19-39		48.7%	Game: 26-73		35.6%	Deadball		Rebounds		1				
3FG % 1st Half: 1-10		10.0%	2nd half: 2-8		25.0%	Game: 3-18		16.7%									
FT % 1st Half: 4-6		66.7%	2nd half: 3-4		75.0%	Game: 7-10		70.0%									

Georgia Tech 71 • 16-13, 6-9 ACC

#	Player	Total			3-Ptr			Rebounds			PF	TP	A	TO	Blk	Stl	Min
		FG	FGA	FT	FTA	Off	Def	Off	Def	Total							
21	Zaire O'Neil	f	5-7	0-0	2-4	2	2	4	3	12	3	3	1	0	21		
54	Roddraka Rogers	f	3-9	0-0	0-0	6	7	13	3	6	2	4	0	1	39		
00	Imani Tilford	g	0-2	0-0	0-0	0	0	0	1	0	3	2	0	1	37		
02	Aaliyah Whiteside	g	3-8	1-1	5-6	4	2	6	1	12	1	3	0	1	37		
03	Kaela Davis	g	8-22	2-7	6-7	1	6	7	2	24	0	0	0	1	36		
10	Katarina Vuckovic	g	4-8	3-7	0-0	1	3	4	0	11	2	0	1	0	25		
14	Simina Avram	0-1	0-0	0-0	0	0	0	0	0	0	0	0	0	2			
55	Antonia Peresson	2-6	2-6	0-0	0	1	1	1	6	3	1	0	1	20			
Team						3	3	6									
Totals		25-63	8-21	13-17	17	24	41	11	71	14	13	2	5	200			
FG % 1st Half: 13-32		40.6%	2nd half: 12-31		38.7%	Game: 25-63		39.7%	Deadball		Rebounds		1.1				
3FG % 1st Half: 4-12		33.3%	2nd half: 4-9		44.4%	Game: 8-21		38.1%									
FT % 1st Half: 3-4		75.0%	2nd half: 10-13		76.9%	Game: 13-17		76.5%									

Officials: Joe Cunningham, Angelica Suffren, Norma Jones

Technical fouls: #16/17 Duke-None. Georgia Tech-None.

Attendance: 1153

Georgia Tech's Senior Night

Score by periods	1st	2nd	Total
#16/17 Duke	19	43	62
Georgia Tech	33	38	71

Last FG - DUKE 2nd-00:03, GT 2nd-00:55.

Largest lead - DUKE by 4 1st-18:30, GT by 18 2nd-19:20.

Score tied - 0 times.

Lead changed - 1 time.

Points	In	Off	2nd	Fast	Bench
DUKE	42	19	16	9	62
GT	24	14	19	4	17

30 Georgia Tech

Wake Forest

Feb. 28, 2015 ILJVM Coliseum (Winston-Salem, N.C.)

67

60

Official Basketball Box Score -- Game Totals -- Final Statistics

Georgia Tech vs Wake Forest

02/28/15 2:00 p.m. at Winston-Salem, N.C. (LJVM Coliseum)

Georgia Tech 67 • 17-13, 7-9

#	Player	Total			3-Ptr			Rebounds			PF	TP	A	TO	Blk	Stl	Min
		FG	FGA	FT	FTA	Off	Def	Off	Def	Total							
21	Zaire O'Neil	f	2-10	0-0	0-1	2	1	3	5	4	0	2	1	0	19		
54	Roddraka Rogers	f	2-2	0-0	7-8	4	1	5	5	11	0	3	0	2	21		
00	Imani Tilford	g	1-2	0-0	1-2	2	3	5	0	3	3	1	0	1	27		
02	Aaliyah Whiteside	g	5-13	1-2	7-9	7	4	11	1	18	2	0	1	3	38		
03	Kaela Davis	g	5-12	1-6	2-2	1	5	6	3	13	3	4	0	1	34		
10	Katarina Vuckovic	g	4-13	0-4	2-2	2	2	4	3	10	1	0	1	0	30		
14	Simina Avram	0-0	0-0	0-0	0	0	0	0	0	0	0	0	0	0	5		
55	Antonia Peresson	2-10	2-8	2-2	0	3	3	3	8	2	1	0	0	26			
Team						2	1	3									
Totals		21-62	4-20	21-26	20	20	40	23	67	11	12	5	7	200			
FG % 1st Half: 10-31		32.3%	2nd half: 11-31		35.5%	Game: 21-62		33.9%	Deadball		Rebounds		2				
3FG % 1st Half: 1-11		9.1%	2nd half: 3-9		33.3%	Game: 4-20		20.0%									
FT % 1st Half: 6-7		85.7%	2nd half: 15-19		78.9%	Game: 21-26		80.8%									

Wake Forest 60 • 11-19, 2-14

#	Player	Total			3-Ptr			Rebounds			PF	TP	A	TO	Blk	Stl	Min
		FG	FGA	FT	FTA	Off	Def	Off	Def	Total							
14	Webster, Susie	f	0-0	0-0	0-0	0	0	0	1	0	0	1	0	0	4		
25	Hamby, Deanna	f	9-18	0-1	14-16	5	5	10	2	32	4	5	1	1	39		
02	Campbell, Amber	g	2-11	0-4	0-0	3	1	4	1	4	1	0	0	2	31		
03	Taylor, Ataijah	g	2-4	0-0	3-7	0	2	2	3	7	0	6	1	0	26		
15	Calcott, Millesa	g	0-3	0-2	2-2	1	2	3	3	2	1	2	0	0	36		
03	Kaela Davis	g	1-2	1-2	0-0	0	2	2	2	3	0	2	0	0	13		
24	Atkinson, Kelila	2-3	0-0	0-1	0	2	2	0	4	2	2	0	0	14			
32	Quinn, Milan	1-2	0-0	0-0	1	2	3	3	2	0	1	1	0	10			
40	Floyd, Nicole	2-3	0-1	0-0	0	0	0	3	4	1	0	1	0	10			
42	Ball, Kandice	1-3	0-0	0-2	3	5	8	5	2	1	1	0	1	18			
Team						1	3	4									
Totals		20-49	1-10	19-28	14	24	38	23	60	10	20	4	4	201			
FG % 1st Half: 10-28		35.7%	2nd half: 10-21		47.6%	Game: 20-49		40.8%	Deadball		Rebounds		4				
3FG % 1st Half: 1-5		20.0%	2nd half: 0-5		0.0%	Game: 1-10		10.0%									
FT % 1st Half: 11-12		91.7%	2nd half: 8-16		50.0%	Game: 19-28		67.9%									

Officials: Carla Fountain, Kevin Dillard, Kevin Pethel

Technical fouls: Georgia Tech-None. Wake Forest-None.

Attendance: 1085

Score by periods	1st	2nd	Total
Georgia Tech	27	40	67
Wake Forest	32	28	60

Points	In	Off	2nd	Fast	Bench
GT	24	15	17	11	18
WF	28	10	4	6	15

31 Georgia Tech

Clemson

Mar. 4, 2015 IGreensboro Coliseum (Greensboro, N.C.)

80

53

Official Basketball Box Score -- Game Totals -- Final Statistics

Clemson vs Georgia Tech

03/04/15 6:30 pm at the Greensboro Coliseum

Clemson 53 • 9-21 (1-15 ACC)

#	Player	Total			3-Ptr			Rebounds			PF	TP	A	TO	Blk	Stl	Min
		FG	FGA	FT	FTA	Off	Def	Off	Def	Total							
00	DAVENPORT, SHELBI	f	3-10	3-6	1-2	1	4	5	3	10	1	1	0	1	30		
04	Perry, Cha'Nelle	f	3-12	1-4	3-4	1	3	4	1	10	2	2	0	0	34		

2014-15 BOX SCORES

33

Georgia Tech
Elon
Mar. 19, 2015 IMcCamish Pavilion (Atlanta, Ga.)

69
47

Official Basketball Box Score -- Game Totals -- Final Statistics

Elon vs Georgia Tech

3/19/15 7:05 pm ET at McCamish Pavilion (Atlanta, Ga.)

Elon 47 • 19-13

#	Player		Total		3-Ptr		Rebounds			PF	TP	A TO Blk Stl				Min
			FG-GA	FG-GA	FG-GA	FT-FTA	Off	Def	Tot			A	TO	Blk	Stl	
11	Rhodes, Jenifer	f	2-8	0-0	0-0	1	2	3	0	4	0	2	1	1	15	
24	Coffer, Sam	f	1-4	1-4	0-0	0	3	3	3	3	1	4	1	0	19	
02	Baucom, Essence	g	0-4	0-2	0-0	0	3	3	0	0	4	4	0	1	24	
05	Burnett, Shay	g	4-10	1-2	2-2	4	4	8	2	11	3	3	0	0	20	
13	Mbouma, Josepha	g	1-4	0-2	0-0	0	3	3	2	2	1	0	0	1	20	
01	Stephenson, Zora	g	3-8	2-7	0-0	0	1	1	1	8	0	3	0	0	25	
03	Brown, Lauren	g	1-6	0-2	1-2	1	0	1	3	3	2	1	0	1	20	
04	Sasser, Emily	g	0-0	0-0	0-0	0	0	0	0	0	0	0	0	0	2	
10	Hudson, Lauren	g	1-1	0-0	0-0	0	1	1	1	2	0	0	0	0	4	
12	Ruffin, Lenaira	g	0-1	0-1	0-0	0	1	1	1	0	0	0	0	0	5	
14	Darrah, Mackenzie	g	1-2	0-1	2-2	0	2	2	1	4	0	0	0	1	8	
21	Cochraham, Shannen	g	2-2	0-0	0-0	0	2	2	2	4	0	0	1	0	15	
32	Carter, Autumn	g	3-6	0-0	0-0	0	2	2	0	6	0	1	0	0	11	
44	Johnson, Malaya	g	0-3	0-0	0-0	0	1	1	3	0	0	0	1	1	12	
	Team					1	0	1								
Totals			19-59	4-21	5-6	7	25	32	19	47	11	18	4	6	200	

FG % 1st Half: 7-26 26.9% 2nd half: 12-33 36.4% Game: 19-59 32.2%
 3FG % 1st Half: 3-11 27.3% 2nd half: 1-10 10.0% Game: 4-21 19.0%
 FT % 1st Half: 3-4 75.0% 2nd half: 2-2 100.0% Game: 5-6 83.3%

Georgia Tech 69 • 19-14

Georgia Tech '93 - '94		Total	3-Ptr		Rebounds										
#	Player	FG-FGA	FG-FGA	FT-FTA	Off	Def	Tot	PF	TP	A	TO	Blk	Stl	Min	
		8-13	3-5	4-5	1	4	5	1	23	1	0	1	2	31	
10	Katarina Vuckovic	f	1-7	0-2	2-4	1	3	4	0	4	0	0	0	2	33
54	Roddreka Rogers	f	2-3	0-0	0-0	1	5	6	2	4	2	0	0	2	25
00	Imani Tilford	g	1-2	0-0	0-0	1	2	3	5	2	3	3	0	0	19
03	Kaela Davis	g	7-22	2-8	8-8	0	7	7	3	24	3	5	0	1	34
14	Simina Avram		1-1	0-0	0-0	0	0	0	3	2	0	3	0	0	10
24	De'Ashia Jones		2-4	1-3	2-2	2	4	6	1	7	0	1	0	0	16
55	Antonia Peresson		1-4	1-3	0-1	0	3	3	0	3	2	1	0	2	32
Team					1	4	5								
Totals		23-56	7-22	16-20	7	32	39	15	69	11	13	1	9	200	

FG % 1st Half: 15-28 53.6% 2nd half: 8-28 28.6% Game: 23-56 41.1%
 3FG % 1st Half: 3-10 30.0% 2nd half: 4-12 33.3% Game: 7-22 31.8%
 FT % 1st Half: 9-10 90.0% 2nd half: 7-10 70.0% Game: 16-20 80.0%

Officials: Billy Smith, Wesley Dean, Marissa Whaley

Technical fouls: Elon-None, Georgia Tech-None.

Attendance: 421

Women's National Invitation Tournament - Round One

Score by periods	1st	2nd	Total
Elon	20	27	47
Georgia Tech	42	27	69

Points	In	Off	2nd	Fast	Bench
Paint	Paint	T/O	Chance	Break	
ELON	26	6	8	10	27
GT	18	18	4	6	12

Last FG - ELON 2nd-00:26, GT 2nd-03:03.
 Largest lead - ELON by 3 1st-18:13, GT by 30 2nd-02:18.

Score tied - 1 time.
 Lead changed - 2 times.

34

Ole Miss
Georgia Tech
Mar. 22, 2015 I Tad Smith Coliseum (Oxford, Miss.)

63
48

Official Basketball Box Score -- Game Totals -- Final Statistics

Georgia Tech vs Ole Miss

3/22/15 6:00 pm at Oxford, Miss. (Tad Smith Coliseum)

Georgia Tech 48 • 19-15

		Total	3-Ptr	Rebounds													
#	Player	FG	FGA	FG	FGA	FT	FTA	Off	Def	Tot	PF	TP	A	TO	Blk	Stl	Min
10	Katarina Vuckovic	f	1-6	0-3	0-0	1	3	4	2	2	3	2	0	1	1	34	
54	Roddreka Rogers	f	6-8	0-0	2-2	1	10	11	4	14	1	3	0	1	37		
00	Imani Tilford	g	1-4	0-0	1-2	0	3	3	0	3	3	2	0	1	36		
02	Aaliyah Whiteside	g	4-15	0-5	8-10	2	6	8	1	16	5	4	0	2	39		
03	Kaela Davis	g	2-7	1-3	2-2	0	2	2	5	7	1	5	0	0	18		
14	Simina Avram		0-0	0-0	0-0	0	0	0	1	0	0	0	0	0	1		
24	De'Ashia Jones		0-3	0-3	0-0	0	0	0	1	0	0	2	0	0	8		
55	Antonia Peresson		2-4	2-4	0-0	0	1	1	2	6	1	5	0	1	27		
Team								5	1	6							
Totals			16-47	3-18	13-16			9	26	35	16	48	14	23	0	200	
FG % 1st Half: 8-26		30.8%	2nd half: 8-21	38.1%	Game: 16-47		34.0%										Deadball
3FG % 1st Half: 1-8		12.5%	2nd half: 2-10	20.0%	Game: 3-18		16.7%										Rebounds
FT % 1st Half: 7-8		87.5%	2nd half: 6-8	75.0%	Game: 13-16		81.3%										2

FG % 1st Half: 8-26 30.8% 2nd half: 8-21 38.1% Game: 16-47 34.0%
 3FG % 1st Half: 1-8 12.5% 2nd half: 2-10 20.0% Game: 3-18 16.7%
 FT % 1st Half: 7-8 87.5% 2nd half: 6-8 75.0% Game: 13-16 81.3%

Ole Miss 63 • 19-13

		Total	3-Ptr		Rebounds										
#	Player	FG-FGA	FG-FGA	FT-FTA	Off	Def	Tot	PF	TP	A	TO	Blk	Stl	Min	
22	Mccray, Danielle	f	4-11	0-0	4-4	4	1	5	3	12	2	1	0	2	28
32	Faleru, Tia	f	8-12	0-0	8-10	6	4	10	1	24	2	3	1	4	35
03	Hayes, A'Queen	g	1-7	0-2	2-2	4	5	9	2	4	4	2	0	3	40
05	Sisk, Erika	g	5-15	2-5	2-2	1	6	7	1	14	4	5	0	2	35
12	Frizzell, Gracie	g	0-3	0-3	0-0	0	1	1	0	0	1	0	0	1	29
00	Golden, Kiara		0-4	0-3	0-0	0	0	0	0	0	0	0	0	0	5
11	Joseph, Shequela		0-1	0-1	0-0	0	0	0	1	0	0	1	0	0	5
15	Briggs, Kelsey		2-6	2-4	0-0	0	1	1	2	6	1	0	0	1	13
20	Singletery, Amber		1-1	1-1	0-0	0	1	1	0	3	0	1	0	1	7
23	Sessom, Shandricka		0-1	0-1	0-0	0	1	1	1	0	0	0	0	0	3
Team						1	2	3	1						
Totals			21-61	5-20	16-18	16	22	38	12	63	14	13	1	14	200

FG % 1st Half: 10-39 25.6% 2nd half: 11-22 50.0% Game: 21-61 34.4%
 3FG % 1st Half: 1-13 7.7% 2nd half: 4-7 57.1% Game: 5-20 25.0%
 FT % 1st Half: 3-4 75.0% 2nd half: 13-14 92.9% Game: 16-18 88.9%

Officials: R.Kelly Johnson, U1:Troy Winders, U2:Kim Thebo

Technical fouls: Georgia Tech-None, Ole Miss-TEAM.

Attendance: 1075

WNIT-Second Rd.

Score by periods	1st	2nd	Total
Georgia Tech	24	24	48
Ole Miss	24	39	63

Points	In	Off	2nd	Fast	Bench
Paint	Paint	T/O	Chance	Break	
GT	22	10	5	0	6
OM	22	30	7	10	9

Last FG - GT 2nd-05:20, OM 2nd-01:12.
 Largest lead - GT by 5 1st-07:53, OM by 15 2nd-01:12.

Score tied - 9 times.
 Lead changed - 6 times.



HISTORY

Year-by-Year Records	50
Year-by-Year Results	51-56
All-time Letterwinners and Coaches	57-58
All-time Series History	56-60
GT vs. the Conferences	61-62
Joseph vs. Opponents	63
Series History	64-73
Rankings History	74-75
ACC Tournament Results	76
Post-season Results	77
Honors and Awards	78-80
#ProJackets	81

YEAR BY YEAR RECORDS

YEAR	COACH	OVERALL	ACC/FINISH*	ACC TOURN.	HOME	AWAY	NEUTRAL	POSTSEASON
1974-75	Jim Culpepper	6-16						
1975-76	Jim Culpepper	2-24						
1976-77	Jim Culpepper	19-8						
1977-78	Jim Culpepper	23-4						
1978-79	Jim Culpepper	18-8						
1979-80	Jim Culpepper	2-23	1-7/7th	0-1	1-9	0-12	1-2	
Culpepper Totals (6 years)		70-83 (.458)	1-7 (.125)	0-1 (.000)	1-9 (.100)	0-12 (.000)	1-2 (.333)	
1980-81	Benny Dees	8-19	1-6/7th	0-1	3-10	3-8	2-1	
Dees Totals (1 year)		8-19 (.296)	1-6 (.143)	0-1 (.000)	3-10 (.231)	3-8 (.273)	2-1 (.667)	
1981-82	Bernadette McGlade	9-16	2-9/7th	0-1	7-8	2-7	0-1	
1982-83	Bernadette McGlade	10-19	2-11/7th	0-1	5-7	1-9	3-3	
1983-84	Bernadette McGlade	9-19	1-13/8th	0-1	6-7	2-10	1-2	
1984-85	Bernadette McGlade	11-16	0-14/8th	0-1	8-8	2-9	1-1	
1985-86	Bernadette McGlade	10-17	1-13/8th	0-1	8-8	2-8	0-1	
1986-87	Bernadette McGlade	14-13	5-9/6th	0-1	8-5	4-7	2-1	
1987-88	Bernadette McGlade	11-16	3-11/7th	0-1	6-7	4-8	1-1	
McGlade Totals (7 years)		74-116 (.389)	14-80 (.149)	0-7 (.000)	48-50 (.490)	17-58 (.227)	8-10 (.444)	
1988-89	Agnus Berenato	14-14	5-9/6th	0-1	9-6	2-6	3-2	
1989-90	Agnus Berenato	13-17	4-10/6th	0-1	6-5	3-10	4-2	
1990-91	Agnus Berenato	15-13	3-11/7th	0-1	8-5	4-6	3-2	
1991-92	Agnus Berenato	20-13	6-10/7th	2-1	6-5	6-7	8-1	3-0 (NWIT Champs)
1992-93	Agnus Berenato	16-11	8-8/4th	0-1	10-3	5-6	1-2	0-1 (NCAA 1st Rd.)
1993-94	Agnus Berenato	12-15	5-11/7th	0-1	7-6	5-8	0-1	
1994-95	Agnus Berenato	14-16	5-11/6th	0-1	8-6	5-8	1-2	
1995-96	Agnus Berenato	14-13	5-11/8th	0-1	10-4	2-8	2-1	
1996-97	Agnus Berenato	15-12	7-9/7th	0-1	10-4	5-7	0-1	
1997-98	Agnus Berenato	11-17	3-13/8th	1-1	6-8	4-8	1-1	
1998-99	Agnus Berenato	13-14	6-10/6th	0-1	9-6	4-6	0-2	
1999-00	Agnus Berenato	17-14	7-9/6th	1-1	9-6	7-6	1-2	2-1 (WNIT 3rd Rd.)
2000-01	Agnus Berenato	14-15	5-11/8th	0-1	9-6	5-7	0-2	0-1 (WNIT 1st Rd.)
2001-02	Agnus Berenato	15-14	7-9/5th	0-1	8-6	6-5	1-3	0-1 (WNIT 1st Rd.)
2002-03	Agnus Berenato	20-11	8-8/4th	1-1	14-3	4-6	2-2	0-1 (NCAA 1st Rd.)
Berenato Totals (15 years)		223-209 (.516)	84-150 (.359)	5-15 (.250)	129-79 (.620)	67-104 (.392)	27-26 (.509)	5-5 (.500)
2003-04	MaChelle Joseph	14-15	5-11/8th	0-1	8-4	4-8	2-3	
2004-05	MaChelle Joseph	13-14	4-10/8th	0-1	10-6	3-6	0-2	
2005-06	MaChelle Joseph	14-15	2-12/11th	1-1	11-5	2-8	1-2	
2006-07	MaChelle Joseph	21-12	9-5/6th	1-1	13-3	6-6	2-3	1-1 (NCAA 2nd Rd.)
2007-08	MaChelle Joseph	22-10	7-7/5th	1-1	14-2	7-6	1-2	0-1 (NCAA 1st Rd.)
2008-09	MaChelle Joseph	22-10	8-6/5th	0-1	13-2	5-5	4-3	1-1 (NCAA 2nd Rd.)
2009-10	MaChelle Joseph	23-10	8-6/4th	1-1	12-2	8-6	3-2	0-1 (NCAA 1st Rd.)
2010-11	MaChelle Joseph	24-11	9-5/4th	2-1	14-3	6-4	4-4	1-1 (NCAA 2nd Rd.)
2011-12	MaChelle Joseph	26-9	12-4/3rd	2-1	10-3	10-2	6-4	2-1 (NCAA Sweet 16)
2012-13	MaChelle Joseph	14-16	7-11/t-7th	0-1	7-8	5-6	2-2	
2013-14	MaChelle Joseph	20-12	9-7/7th	1-1	11-4	5-6	4-2	0-1 (NCAA 1st Rd.)
2014-15	MaChelle Joseph	19-15	7-9/t-9th	1-1	11-6	6-6	2-3	1-1 (WNIT 2nd Rd.)
Joseph Totals (12 years)		232-149 (.609)	87-93 (.483)	10-12 (.455)	134-48 (.736)	67-72 (.482)	31-32 (.475)	6-8 (.429)
1975-2015 Team Totals		607-576 (.513)	187-336 (.358)	15-36 (.294)	315-196 (.616)	154-251 (.380)	69-71 (.493)	11-13 (.458)
*ACC Regular Season Only								

GEORGIA TECH RECORDS				MILESTONE WINS			
Overall	607-576 / .513 (41 years)	Win	Date	Opponent	Score		
Division I	539-516 / .511 (36 years)	1	1974-75	Gordon	51-33		
Division III	68-60 / .531 (5 years)	50	1977-78	Tift	85-69		
ACC	187-336 / .358 (34 years)	100	12/17/83	Georgia State	80-43		
		150	2/10/88	Auburn-Montgomery	89-72		
		200	12/11/91	Florida State	70-68		
		250	1/5/95	Maryland	82-59		
		300	11/28/98	Weber State	81-46		
		350	1/17/02	North Carolina	81-62		
		400	1/23/05	Miami	62-46		
		450	1/2/08	Jackson State	79-42		
		500	2/5/10	Maryland	61-60		
		550	2/26/12	Clemson	62-50		
		600	1/8/15	Boston College	80-77		
First Wins							
Win	Date	Opponent	Score				
ACC	11/25/79	Wake Forest	94-67				
ACC Road	1/31/82	Wake Forest	64-53				
ACC Tourney	3/7/92	Maryland	68-67				
Postseason	3/28/92	Wis.-Green Bay (NWIT)	78-77				
NCAA Tourney	3/17/07	DePaul	55-54				

YEAR BY YEAR RESULTS

JIM CULPEPPER

Head Coach: 1975-80

Seasons: 6

Record: 70-83 (.458)

1974-75 (6-16)

DATE	OPPONENT	H/A	RESULT	SCORE
	Shorter	L		25-94
	Augusta College	L		14-67
	DeKalb Central	L		25-83
	Berry	L		31-105
	Gordon	W		51-33
	DeKalb South	W		56-48
	Shorter	L		35-80
	Savannah	L		31-90
	Georgia	L		35-96
	Gordon	W		47-36
	Emory (Oxford)	W		52-28
	Tift College	L		45-82
	Augusta College	L		26-49
	DeKalb Central	L		49-94
	Florida State	L		22-58
	Tift College	L		33-51
	Shorter	L		20-72
	Georgia Baptist	L		38-50
	DeKalb South	W		56-45
	Tift College	W		67-53
	vs. Fort Valley State(1)	n	L	39-76
	vs. Tift College (1)	n	L	54-65

1975-76 (2-24)

DATE	OPPONENT	H/A	RESULT	SCORE
	Augusta College	L		20-80
	Savannah	L		18-141
	Atlanta Christian	W		55-23
	Georgia State	L		30-80
	Auburn	L		28-89
	Georgia	L		22-77
	West Georgia	L		35-97
	Berry	L		13-107
	Shorter	L		31-81
	Albany State	L		33-93
	Tift College	L		50-67
	Auburn	L		28-78
	Albany State	L		22-105
	Tennessee Temple	L		35-55
	North Georgia	L		21-70
	Tift College	L		57-68
	Shorter	L		39-83
	North Georgia	L		25-78
	Tennessee Temple	L		43-68
	West Georgia	L		38-83
	Georgia State	L		40-101
	Augusta College	L		28-71
	Atlanta Christian	W		90-14
	Georgia	L		35-60
	vs. Berry (1)	n	L	41-109
	vs. North Georgia (1)	n	L	35-69

1976-77 (19-8)

DATE	OPPONENT	H/A	RESULT	SCORE
	Piedmont	L		38-61
	Maryville	W		50-28
	Spelman	W		52-32
	Covenant	W		62-26
	Georgia Baptist	W		68-47
	Rollins	W		69-52
	St. Leo's	W		69-29
	Covenant	W		59-37
	Tennessee Temple	W		55-53
	Piedmont	L		40-46
	Bryan	W		51-39
	Spelman	W		82-47
	Augusta College	L		47-48
	Tift College	L		64-72
	Armstrong State	W		57-54
	Tenn. Wesleyan	L		50-74
	Spelman	W		46-33
	Atlanta Christian	W		93-52

Tift College	L	70-72
Georgia Baptist	W	63-40
Bryan	W	57-46
Georgia Baptist	W	60-46
Tenn. Wesleyan	L	43-53
Tennessee Temple	L	51-58
Atlanta Christian	W	99-34
vs. Morris Brown (1)	n	W 75-27
vs. Spelman (1)	n	W 55-43

1977-78 (23-4)

DATE	OPPONENT	H/A	RESULT	SCORE
	Tennessee Temple	W		67-49
	Bryan	W		55-29
	Covenant	W		85-52
	Georgia Baptist	W		100-38
	Maryville	W		97-51
	Armstrong State	W		90-36
	Tennessee Temple	W		83-54
	Converse	W		83-62
	Piedmont	W		81-66
	Armstrong State	W		90-73
	Augusta College	L		65-84
	Georgia College	L		79-86
	Bryan	W		81-44
	Tift College	W		72-58
	Spelman	W		64-62
	UNC-Asheville	W		70-66
	Furman	L		77-79
	Augusta College	W		78-62
	Converse	W		86-67
	Covenant	W		69-50
	Piedmont	W		89-71
	Tulane	W		68-53
	Spelman	W		84-63
	Georgia Baptist	W		88-43
	Georgia College	W		83-70
	Tift College	W		85-69
	West Georgia (1)	L		79-94

1978-79 (18-8)

Captain: Bonnie Tate

DATE	OPPONENT	H/A	RESULT	SCORE
N18	Georgia College	h	W	85-49
N25	at Vanderbilt	a	W	69-67 (OT)
N27	Covenant	h	W	90-60
D1	at UNC-Asheville	a	W	73-60
D2	at Mars Hill	a	L	53-81
D9	at Georgia College	a	W	86-50
J5	at Augusta	a	L	54-58
J6	at Armstrong State	a	W	80-71
J8	at Tenn. Temple	a	W	78-34
J12	at Furman	a	W	88-68
J13	at Duke	a	L	55-70
J15	Tennessee Temple	h	W	100-47
J18	Erskine	h	L	54-74
J20	UNC-Asheville	h	L	95-102 (3OT)
J22	at Tift College	a	W	70-68
J25	Piedmont	h	W	78-49
J27	Armstrong State	h	L	51-61
J29	Georgia Southwestern	h	W	67-42
F1	Morris Brown	h	W	74-55
F3	at Piedmont	a	W	69-68
F5	Tift College	h	W	79-62
F8	Augusta	h	L	72-73
F12	at Covenant	a	W	92-65
F16	at Georgia Southwestern	a	W	90-68
F19	Vanderbilt	h	W	71-63
	vs. Berry (1)	n	L	68-92

1979-80 (2-23, 1-8 ACC/t-7th)

First season as a member of the ACC

DATE	OPPONENT	H/A	RESULT	SCORE
N14	at Georgia Southern	a	L	56-62
N17	at Vanderbilt	a	L	61-67
N20	Georgia State	h	L	62-85
N24	Virginia (2)	a	L	44-85
N25	vs. Wake Forest (2)	n	W	94-67
N27	at #11 Maryland	a	L	78-94
N30	at Georgia	a	L	78-97
D10	at Valdosta State	a	L	84-113
J3	Albany State	h	L	74-75
J5	Georgia Southern	h	L	77-81

J7	at #19 Mercer	a	L	59-85
J9	North Carolina	h	L	61-93
J12	at #8 NC State	a	L	38-97
J14	Furman	h	W	98-50
J16	Georgia	h	L	77-78
J18	Valdosta State	h	L	65-82
J21	Duke	h	L	71-72
J26	at Albany State	a	L	84-89 (OT)
J28	Vanderbilt	h	L	67-77
J31	at #16 Clemson	a	L	67-103
F2	at Wake Forest	a	L	71-80
F5	at Georgia State	a	L	57-75
F8	vs. #9 NC State (3)	n	L	48-99
F11	Mercer	h	L	73-87
F21	vs. Georgia Southern (1)	n	L	51-87

BENNY DEES

Head Coach: 1981

Seasons: 1

Record: 8-19 (.296)

1980-81 (8-19, 1-6 ACC/7th)

Captain: Karen Rainwater

DATE	OPPONENT	H/A	RESULT	SCORE
N18	Maryland	h	L	64-82
N20	Florida State	h	W	97-84
N21	vs. Tift College (at GSU)	n	W	87-78
N28	Georgia	h	L	51-91
D15	at Miami	a	L	80-86
D16	at Florida International	a	W	79-43
J3	#9 NC State	h	L	55-74
J5	at Georgia State	a	L	52-73
J7	Clemson	h	L	53-75
J10	Tulane	h	W	72-58
J12	at Georgia	a	L	53-79
J14	at Albany State	a	L	73-85
J17	#18 Virginia	h	L	42-66
J21	Georgia State	h	L	70-76
J24	at North Carolina	a	L	75-82
J26	at Valdosta State	a	L	61-68
J28	Albany State	h	W	74-69
J31	at Georgia Southern	a	L	60-87
F4	Mercer	h	L	70-75
F6	at Duke	a	L	51-74
F10	Wake Forest	h	W	78-62
F12	vs. #16 Virginia (4)	n	L	49-61
F16	at Furman	a	W	83-54
F19	at Mercer	a	W	79-77
F21	Valdosta State	h	L	68-99
F24	Georgia Southern	h	L	64-80
F26	vs. Georgia (1)	n	L	70-89

BERNADETTE MCGLADE

Head Coach: 1982-88

Seasons: 7

Record: 74-116 (.389)

1981-82 (9-16, 2-9 ACC/7th)

Captain: LeeAnn Woodhull

DATE	OPPONENT	H/A	RESULT	SCORE
N14	Shorter	h	W	69-63
N19	Georgia Southwestern	h	W	78-56
N24	Berry	h	L	61-82
N27	at Duke	a	L	50-62
N28	at North Carolina	a	L	58-81
D1	Covenant	h	W	75-36
D4	at #16 Georgia	a	L	43-86
D14	at Clemson	a	L	50-72
J4	#7 NC State	h	L	62-76
J9	Vanderbilt	h	L	74-80
J11	West Georgia	h	W	57-55
J16	at Virginia	a	L	45-75
J19	Georgia State	h	W	57-51
J23	North Carolina	h	L	64-68
J24	East Carolina	h	L	46-80
J28	Miss. Univ for Women	h	W	75-59
J30	at #5 NC State	a	L	48-75
J31	at Wake Forest	a	W	64-53

YEAR BY YEAR RESULTS

F3	Mercer	h	L	47-69
F6	Duke	h	W	64-61
F8	#15 Georgia	h	L	52-69
F15	Virginia	h	L	51-56
F17	at #9 Maryland	a	L	64-77
F20	at Georgia State	a	W	71-67
F26	vs. Clemson (3)	n	L	54-62

1982-83 (10-19, 2-11 ACC/7th)

Captains: LeeAnn Woodhull, Rochelle Laudenslager

DATE	OPPONENT	H/A	RESULT	SCORE
N21	at Virginia	a	L	59-80
N23	Alabama	h	L	56-63
N26	at Kennesaw St.	a	W	68-55
N29	Covenant (Forfeit)		W	2-0
D2	Georgia Southwestern	h	W	74-60
D4	at #12 Georgia	a	L	56-90
D15	at #3 Maryland	a	L	54-88
D18	vs. Villanova (6)	n	L	59-68
D19	vs. Pennsylvania (6)	n	W	67-59
J3	Duke	h	L	43-55
J6	North Carolina	h	L	58-99
J8	#19 NC State	h	L	61-83
J10	#3 Maryland	h	L	57-69
J13	North Georgia	h	W	88-51
J19	Georgia State	h	L	69-73
J24	at #20 NC State	a	L	61-77
J27	Clemson	h	L	67-79
J29	at North Carolina	a	L	58-96
J31	at Duke	a	L	40-80
F5	at Clemson	a	L	66-84
F7	at Georgia State	a	L	64-69
F12	at Mercer	a	L	67-71
F14	Virginia	h	W	55-54
F17	Stetson	h	W	70-53
F23	Wake Forest	h	W	93-72
F25	Drake (7)	n	L	63-83
F26	vs. South Florida (7)	n	W	82-65
F27	vs. Pennsylvania (7)	n	W	75-58
M4	vs. North Carolina (3)	n	L	80-85

1983-84 (9-19, 1-13 ACC/8th)

Captains: Mary Lou Jicka, Mary Rucker, Kate Brandt

DATE	OPPONENT	H/A	RESULT	SCORE
N25	vs. Miss Univ for Women (9)	n	W	76-61
N26	Stetson (9)	h	W	96-73
N30	at Alabama	a	L	49-79
D2	#3 Georgia (38)	n	L	52-89
D14	at #9 Maryland	a	L	59-80
D16	vs. West Virginia (10)	n	L	78-86 (OT)
D17	vs. Georgia State (10)	n	W	80-43
D18	at South Florida (10)	a	W	68-56
D21	at Stetson	a	W	69-62
J4	#12 NC State	h	L	52-65
J7	Duke	h	L	72-74
J11	at #17 Clemson	a	L	70-82
J16	#17 Maryland	h	L	48-67
J18	Queens College	h	W	84-56
J23	#16 Virginia	h	L	65-75
J25	#17 Clemson	h	L	72-79
J28	at North Carolina	a	L	73-81
J31	Georgia State	h	W	83-70
F4	at Wake Forest	a	L	70-79
F5	at East Carolina	a	L	56-61 (OT)
F9	at Georgia State	a	L	56-59
F11	at Duke	a	L	61-69
F13	at NC State	a	L	63-78
F18	at #11 Virginia	a	L	50-89
F20	#18 North Carolina	h	L	75-95
F23	South Florida	h	W	61-46
F25	Wake Forest	h	W	77-74
M2	vs. #15 Virginia (11)	n	L	58-75

1984-85 (11-16, 0-14 ACC/8th)

Captain: Cindy Cochran

DATE	OPPONENT	H/A	RESULT	SCORE
N21	Colorado	h	W	76-56
N27	Presbyterian	h	W	86-70
N29	#1 Georgia	h	L	69-100
D1	Converse	h	W	116-31
D12	at Maryland	a	L	52-68
D28	vs. Fordham (12)	n	W	77-56
D29	vs. Wagner (12)	n	W	81-70

J3	NC State	h	L	70-87
J5	at Wake Forest	a	L	49-54
J7	Arizona	h	W	65-59
J9	Clemson	h	L	81-84 (OT)
J12	Duke	h	L	58-65
J14	Maryland	h	L	67-69
J19	North Carolina	h	L	68-88
J21	#17 Virginia	h	L	47-71
J25	at Duke	a	L	67-75
J27	at North Carolina	a	L	50-81
J30	West Georgia	h	W	69-67
F3	at #20/#22 NC State	a	L	73-83
F7	at Georgia State	a	W	69-68 (OT)
F9	Wake Forest	h	L	55-77
F11	at Clemson	a	L	75-95
F13	Georgia Southern	h	W	75-57
F16	at #17/#17 Virginia	a	L	67-97
F22	Western Carolina (9)	h	W	83-61
F23	Georgia State (9)	h	W	80-75
M1	vs. #14/#14 NC State (11)	n	L	60-87

1985-86 (10-17, 1-13 ACC/8th)

Captains: Tory Ehle, Kristen Weinert

DATE	OPPONENT	H/A	RESULT	SCORE
N22	at Richmond	a	W	77-59
N24	at #18/#16 Virginia	h	L	52-86
N29	South Florida (9)	h	W	95-69
N30	Chattanooga (9)	h	L	69-76
D2	Presbyterian	h	W	124-56
D4	at #2/#2 Georgia	a	L	58-93
D16	Clemson	h	L	80-90
D21	at Maryland	a	L	65-80
D31	Furman	h	W	85-81
J2	#18/#18 NC State	h	L	69-77
J4	Marshall	h	W	83-81
J11	Duke	h	L	69-78
J13	Maryland	h	W	73-66
J18	at Clemson	a	L	73-84
J22	Columbia	h	W	87-69
J25	at #18/NR Duke	a	L	61-77
J27	at #16/#16 North Carolina	a	L	65-88
F1	Wake Forest	h	L	60-73
F5	at Chattanooga	a	W	82-77
F7	at NC State	a	L	57-92
F9	at Wake Forest	a	L	62-75
F13	Georgia Southern	h	W	79-71
F15	#5/#5 Virginia	h	L	64-82
F20	UAB	h	W	67-66
F22	#17/#18 North Carolina	h	L	81-92 (OT)
F24	Georgia State	h	L	75-80
M1	vs. #3/#3 Virginia (11)	n	L	64-90

1986-87 (14-13, 5-9 ACC/6th)

Captains: Tory Ehle, Marielle Walker

DATE	OPPONENT	H/A	RESULT	SCORE
N28	UC-Santa Barbara (13)	h	W	84-48
N29	Seton Hall (13)	h	W	72-65
D2	Chattanooga	h	W	69-60
D5	vs. Florida (14)	n	W	82-72
D6	vs. UAB (14)	n	W	77-65
D15	vs. Utah State (15)	n	W	106-40
D16	vs. Pepperdine (15)	n	W	79-77
D30	Auburn-Montgomery	h	W	74-58
J2	NR/#22 North Carolina	h	L	75-80
J6	#20/#19 Maryland	h	W	81-80 (OT)
J10	at #13/#13 NC State	a	L	63-74
J12	at Wake Forest	a	W	95-82
J15	at Georgia Southern	a	L	65-75
J17	#4/#4 Virginia	h	L	66-76
J22	at Clemson	a	W	81-78
J24	at North Carolina	a	L	81-86
J26	at Duke	a	L	66-85
J29	#10/#10 Georgia	h	L	57-72
F2	at #3/#3 Tennessee	a	L	74-100
F4	Western Carolina	h	W	85-47
F7	Duke	h	L	72-86
F11	at #8/#9 Virginia	a	L	56-78
F14	Wake Forest	h	W	72-70
F16	at Maryland	a	L	76-93
F21	#13/#15 NC State	h	L	69-78
F23	Clemson	h	W	82-66
F28	vs. North Carolina (11)	n	L	54-64

1987-88 (11-16, 3-11 ACC/7th)

Captains: Marielle Walker, Mandy Miller, Ida Neal

DATE	OPPONENT	H/A	RESULT	SCORE
N27	UAB (13)	h	W	101-75
N28	Monmouth (13)	h	W	76-70
D2	at #11/#10 Georgia	a	L	71-92
D5	vs. VCU (16)	n	W	73-63
D6	vs. Fordham (16)	n	W	79-78
D14	Southern	h	L	66-69
D19	at Marist	a	W	66-45
D20	at Iona	a	W	108-88
J3	at #16/#15 Maryland	a	L	80-83
J9	NC State	h	W	94-74
J11	#4/#4 Tennessee	h	L	79-96
J15	at #11/#11 Duke	a	L	71-77 (OT)
J17	at North Carolina	a	L	74-82
J20	at #7/#7 Virginia	a	L	69-90
J23	#20/#23 Wake Forest	h	L	66-71
J27	at Clemson	a	L	72-94
J30	#17/#17 Duke	h	L	71-80
F3	Clemson	h	L	74-90
F5	at NC State	a	W	83-74
F7	at #16/#17 Wake Forest	a	L	79-87
F10	Auburn-Montgomery	h	W	89-72
F13	North Carolina	h	W	76-74
F16	#13/#13 Maryland	h	L	70-92
F22	Coastal Carolina	h	W	92-60
F25	#9/#10 Virginia	h	L	68-91
F28	at Chattanooga	a	L	76-79
M5	vs. #11/#12 Maryland (11)	n	L	74-102

AGNUS BERENATO

Head Coach: 1989-2003

Seasons: 15

Record: 223-209 (.516)

1988-89 (14-14, 5-9 ACC/6th)

Captains: Ida Neal, Tonia Rodd

DATE	OPPONENT	H/A	RESULT	SCORE
N25	Winthrop (13)	h	W	83-61
N26	Richmond (13)	h	W	84-80 (2OT)
N28	#3/#3 Georgia	h	L	58-73
D2	vs. Georgia Southern (17)	n	L	60-61
D3	vs. UNC Asheville (17)	n	W	78-63
D13	Appalachian State	h	L	59-83
D17	vs. Howard (18)	n	W	87-82
D18	vs. Maine (18)	n	W	82-62
J2	Chattanooga	h	W	74-71
J4	#5/#5 Maryland	h	L	60-85
J7	at #19/#19 NC State	a	L	70-100
J8	at Wake Forest	a	L	57-85
J14	North Carolina	h	W	87-81
J18	at Clemson	a	L	56-83
J21	#13/#16 Virginia	h	W	105-80
J25	Mercer	h	W	89-70
J28	at Duke	a	W	97-94 (OT)
J29	at North Carolina	a	W	97-89
F1	Western Carolina	h	W	69-46
F4	at #15/#16 Virginia	a	L	74-91
F6	at #6/#4 Maryland	a	L	74-106
F11	Wake Forest	h	W	88-82
F13	Auburn-Montgomery	h	W	80-57
F15	at #3/#3 Tennessee	a	L	71-88
F18	#13/#13 NC State	h	L	79-87
F22	NR/#25 Clemson	h	L	62-89
F25	Duke	h	L	71-78
M4	vs. NR/#25 Clemson (11)	n	L	74-94

1989-90 (13-17, 4-10 ACC/6th)

Captains: Theresa Gernatt, Sheila Wagner

DATE	OPPONENT	H/A	RESULT	SCORE
N24	Tennessee State (19)	h	W	93-61
N25	Furman (19)	h	L	92-108
N29	at #4/#4 Georgia	a	L	70-85
D2	vs. Loyola Marymount (16)	n	W	81-53
D3	vs. Lafayette (16)	n	W	89-64
D13	at Mercer	a	W	87-52
D16	at Santa Clara	a	L	66-69
D18	at San Francisco	a	L	67-85
D19	at Pacific	a	L	68-88

YEAR BY YEAR RESULTS

D31	at Chattanooga	a	W	94-82
J2	#6/#8 NC State	h	W	79-78
J6	Wake Forest	h	L	52-70
J8	Auburn-Montgomery	h	W	89-63
J11	at North Carolina	a	W	90-73
J13	at Duke	a	L	68-72
J18	#15/#15 Maryland	h	W	70-68
J20	at #9/#9 Virginia	a	L	77-97
J24	at Clemson	a	L	69-77
J27	Duke	h	W	78-74
J30	at #23/#23 Maryland	a	L	52-83
F3	#12/#12 Virginia	h	L	65-94
F7	Mercer	h	W	83-66
F10	North Carolina	h	L	77-81
F12	NR/#25 Clemson	h	L	75-80
F16	at #9/#9 NC State	a	L	55-80
F18	at Wake Forest	a	L	59-73
F23	vs. Temple (7)	n	L	79-87
F24	vs. Southern Utah (7)	n	W	87-75
F25	vs. Boise State (7)	n	W	93-66
M3	vs. Virginia (11)	n	L	65-73

1990-91 (15-13, 3-11 ACC/7th)

Captains: Theresa Gernatt, Karen Lounsbury

DATE	OPPONENT	H/A	RESULT	SCORE
N23	UNC-Wilmington (20)	h	W	101-79
N24	East Tenn. St. (20)	h	W	89-62
N30	vs. South Florida (21)	n	W	98-58
D1	Minnesota (21)	a	W	84-69
D5	at Rider	a	W	114-72
D8	vs. William & Mary (22)	n	W	78-60
D9	vs. Temple (22)	n	W	83-68
D20	vs. Campbell (23)	n	L	75-82
D21	at Furman (23)	a	W	89-85
D30	Winthrop	h	W	124-47
J2	Western Carolina	h	W	94-71
J4	at #2/#2 NC State	a	L	79-97
J6	at Wake Forest	a	L	72-85
J9	North Carolina	h	W	101-86
J13	Maryland	h	L	66-68
J16	Chattanooga	h	W	98-73
J19	#1/#1 Virginia	h	L	72-98
J23	#21/#20 Clemson	h	L	61-63
J26	Duke	h	L	79-93
F2	at #1/#1 Virginia	a	L	94-98
F4	at Maryland	a	L	79-93
F7	Wake Forest	h	W	74-67
F11	at #23/#20 Clemson	a	L	64-76
F16	#7/#8 NC State	h	L	74-98
F19	Mercer	h	W	85-61
F22	at North Carolina	a	W	83-63
F24	at Duke	a	L	76-89
M2	vs. Maryland (11)	n	L	73-91

1991-92 (20-13, 6-10 ACC/7th)

NWIT CHAMPIONS

Captains: Allison Echols, Sheila Wagner

DATE	OPPONENT	H/A	RESULT	SCORE
N22	vs. Alcorn State (14)	n	W	98-69
N23	vs. UAB (14)	n	L	72-91
N29	Rider (20)	h	W	115-64
N30	Chattanooga (20)	h	W	114-57
D5	at Army	a	W	71-55
D7	at Marist	a	W	93-63
D11	at Florida State	a	W	70-68
D28	Boston College (24)	n	W	97-61
D29	vs. Santa Clara (24)	n	W	64-61
D30	at Miami (Fla.) (24)	n	L	63-78
J3	at Duke	a	L	76-80
J5	at North Carolina	a	L	69-83
J8	Wake Forest	h	W	74-56
J11	Florida State	h	L	66-77
J15	Coppin State	h	W	100-42
J17	#16/#15 NC State	h	W	83-72
J22	#15/#15 Clemson	h	L	69-73
J25	at #2/#2 Virginia	a	L	74-79
J27	at #1/#1 Maryland	a	L	54-75
F4	at #15/#15 Clemson	a	W	59-57
F8	#2/#2 Virginia	h	L	62-86
F14	at Appalachian St.	a	W	95-73
F17	#4/#1 Maryland	h	L	63-71
F21	at Wake Forest	a	W	83-66
F23	at NC State	a	L	70-86

F29	#25/NR North Carolina	h	L	70-73
M2	Duke	h	W	75-53
M7	vs. #4/#5 Maryland (25)	n	W	68-67
M8	vs. #20/#20 Clemson (25)	n	W	74-73
M9	vs. #1/#1 Virginia (25)	n	L	69-70
M26	vs. Wisc.-Green Bay (26)	n	W	78-77
M27	vs. Nebraska (26)	n	W	73-68
M28	vs. Hawaii (26)	n	W	90-72

1992-93 (16-11, 8-8 ACC/t-4th)

NCAA Tournament First Round

Captains: Laura Kauffman, Joyce Pierce

DATE	OPPONENT	H/A	RESULT	SCORE
D4	Hofstra (20)	h	W	111-62
D5	Mercer (20)	h	W	82-59
D13	at Minnesota	a	W	82-62
D16	Clemson (38)	h	W	86-68
D18	Appalachian St.	h	W	110-72
D29	Alabama (27)	n	L	101-103 (OT)
D30	Fordham (27)	n	W	69-68
J5	#15/#14 North Carolina	h	W	73-63
J8	at NC State	a	W	86-79
J10	at Wake Forest	a	L	70-85
J14	#3/#3 Maryland	h	L	66-77
J18	Florida State	h	L	71-79
J23	#10/#10 Virginia	h	L	81-107
J26	at #21/#18 Clemson	a	L	80-85
J29	at Duke	a	W	86-80 (OT)
J31	at #16/#16 North Carolina	a	L	68-72 (OT)
F3	East Tenn. State	h	W	88-55
F5	at #11/#11 Virginia	a	L	53-88
F7	at #7/#9 Maryland	a	L	70-75
F12	at Florida State	a	W	61-46
F16	Furman	h	W	86-72
F19	NC State	h	W	92-89 (2OT)
F21	Wake Forest	h	W	85-72
F24	at Chattanooga	a	W	68-67 (OT)
F26	Duke	h	W	72-67
M6	vs. NR/#24 Clemson (25)	n	L	66-87
M17	at Northwestern (28)	a	L	62-90

1993-94 (12-15, 5-11 ACC/7th)

Captains: Renee Wilkinson, Demieta Keener

DATE	OPPONENT	H/A	RESULT	SCORE
D1	Minnesota	h	L	73-77 (OT)
D4	Stetson (20)	h	W	75-56
D5	St. Joseph's (20)	h	W	51-50
D14	at Georgia State (29)	a	W	82-58
D15	#25/#21 Georgia (29)	h	L	52-67
D18	at Florida State	a	W	65-62
D29	at Rider	a	L	66-69
J2	at #20/#20 Maryland	a	L	62-69
J5	Chattanooga	h	W	71-70
J7	NC State	h	W	75-60
J9	Wake Forest	h	W	70-60
J14	at Duke	a	L	59-77
J16	at #4/#4 North Carolina	a	L	51-87
J19	at Furman	a	W	79-63
J22	at #12/#11 Virginia	a	L	75-88
J26	at Clemson	a	L	52-77
J30	Maryland	h	L	46-67
F1	Florida State	h	W	63-51
F6	#10/#11 Virginia	h	L	54-82
F9	at East Tenn. State	a	W	88-73
F12	#3/#3 North Carolina	h	L	79-89
F14	at Mercer	a	W	62-57
F18	at NC State	a	L	53-71
F20	at Wake Forest	a	L	69-70
F25	Clemson	h	L	51-55
F27	Duke	h	W	61-56
M5	vs. #5/#6 North Carolina (25)	n	L	55-78

1994-95 (14-16, 5-11 ACC/6th)

Captains: Demieta Keener, Christie Finney

DATE	OPPONENT	H/A	RESULT	SCORE
N28	Furman	h	W	78-60
D2	Butler (20)	h	L	66-67
D3	Cornell (20)	h	W	90-66
D10	Lafayette	h	W	95-38
D12	Georgia Southern (30)	h	W	79-66
D13	#14/#14 Georgia (30)	h	L	81-113
D15	at Chattanooga	a	W	74-71
D19	vs. UCLA (7)	n	L	69-81

D20	at Alaska-Anch. (7)	a	L	85-87
D21	vs. Army (7)	n	W	85-51
D30	at Fairfield	a	W	111-66
J5	Maryland	h	W	82-59
J7	at #4/#4 North Carolina	a	L	62-74
J12	Wake Forest	h	W	83-77
J15	NC State	h	L	67-81
J18	#25/NR Duke	h	L	71-80
J21	#12/#14 at Virginia	a	L	53-73
J23	Florida State	h	L	58-60
J26	at Clemson	a	L	56-68
J30	at Florida State	a	W	68-57
F5	at Maryland	a	W	67-59
F8	#11/#11 North Carolina	h	L	62-84
F11	at Wake Forest	a	L	61-66
F13	Georgia State	h	W	107-62
F16	at NC State	a	L	64-80
F18	at #22/#25 Duke	a	L	68-77
F20	#6/#7 Virginia	h	L	53-61
F22	at Mercer	a	W	82-49
F25	Clemson	h	W	68-60
M3	vs. NC State (25)	n	L	70-88

1995-96 (14-13, 5-11 ACC/8th)

Captains: Kisha Ford, Shea Matlock

DATE	OPPONENT	H/A	RESULT	SCORE
N14	Md.-Eastern Shore (20)	h	W	93-43
N25	Illinois (20)	h	W	70-60
D2	vs. New Hampshire (29)	n	W	90-72
D3	at Manhattan (29)	n	W	90-61
D13	Chattanooga	h	W	81-62
D28	Western Carolina (31)	h	W	88-48
D29	Seton Hall (31)	h	W	82-67
J1	Appalachian St.	h	W	95-68
J2	at Maryland	a	L	60-61
J6	North Carolina	h	L	74-78
J10	at Wake Forest	a	L	67-81
J15	at #11/#13 NC State	a	L	63-68
J17	at #13/#16 Duke	a	L	66-78
J20	#7/#7 Virginia	h	L	58-79
J22	Florida State	h	W	97-65
J25	#18/#19 Clemson	h	W	55-38
J29	at Georgia State	a	W	76-60
J31	at Florida State	a	L	85-90 (3OT)
F3	Maryland	h	W	59-30
F7	at North Carolina	a	L	72-88
F11	Wake Forest	h	W	75-65
F14	NC State	h	L	64-73
F17	Duke	h	L	55-70
F20	at Virginia	a	L	62-80
F25	at #17 Clemson	a	W	72-62
F27	at Mercer	a	L	61-64
F29	vs. Florida State (25)	n	L	51-64

1996-97 (15-12, 7-9 ACC/7th)

Captains: Kisha Ford, Tiffany Martin

DATE	OPPONENT	H/A	RESULT	SCORE
N25	Mercer	h	W	98-79
N28	Drexel (20)	h	W	84-65
N29	#9/#12 Notre Dame (20)	h	L	69-76
D3	at Appalachian St.	a	W	88-80 (OT)
D12	at #17/#16 Duke	a	L	65-74
D21	at St. Mary's	a	L	59-66
D22	at San Jose State	a	W	68-53
D29	William & Mary (31)	h	W	78-53
D30	Manhattan (31)	h	W	105-63
J2	Maryland	h	W	44-40
J5	#7/#7 NC State	h	W	73-72
J8	at Chattanooga	a	W	72-56
J11	at #16/#15 North Carolina	a	L	53-80
J13	#12/#11 Clemson	h	L	59-67
J16	at #8/#8 Virginia	a	L	53-74
J19	at Wake Forest	a	W	80-65
J22	Florida State	h	W	75-51
J27	#22/#21 Duke	h	L	58-83
J30	#6/#8 North Carolina	h	L	77-80
F4	Georgia State	h	W	76-56
F8	#19/#18 at Clemson	a	L	50-52
F10	at Florida State	a	W	68-60
F13	#9/#8 Virginia	h	W	72-60
F16	Wake Forest	h	W	83-67
F19	at Maryland	a	L	69-73
F23	at NC State	a	L	69-82

YEAR BY YEAR RESULTS

F28 vs. #13/#10 Virginia (32) n L 63-77

1997-98 (11-17, 3-13 ACC/8th)

Captains: Joannah Kauffman, Shea Matlock

DATE	OPPONENT	H/A	RESULT	SCORE
N15	at American	a	L	66-82
N18	at Georgia State	a	W	73-59
N22	at Maryland	a	L	42-74
N24	at Mercer	a	W	70-65 (OT)
N28	Charleston Southern (20)	h	W	87-64
N29	Boston College (20)	h	W	81-79
D1	Chattanooga	h	W	70-42
D3	Davidson	h	L	72-90
D6	#9/#10 Virginia	h	W	84-65
D29	St. Mary's (33)	h	W	69-60 (OT)
D30	#20/20 Auburn (33)	h	L	41-70
J2	#18/#4 NC State	h	L	63-75
J4	at #23/22 Duke	a	L	56-87
J8	#8/7 North Carolina	h	L	48-69
J11	at Wake Forest	a	W	80-60
J18	Florida State	h	L	53-88
J22	at #19/#22 Clemson	a	L	56-79
J24	Belmont	h	W	76-64
J26	Maryland	h	L	57-68
J30	at #16/13 Virginia	a	L	57-93
F1	at #7/9 NC State	a	L	60-85
F5	#14/16 Duke	h	L	55-58
F8	at #5/5 North Carolina	a	L	58-85
F13	Wake Forest	h	W	58-53
F19	at Florida State	a	L	56-77
F22	#19/#9 Clemson	h	L	58-89
F26	vs. Wake Forest (32)	n	W	78-67
F27	vs. #8/10 Duke (32)	n	L	56-100

1998-99 (13-14, 6-10 ACC/6th)

Captains: Kenya Williams, Kelly Muir

DATE	OPPONENT	H/A	RESULT	SCORE
N15	American	h	L	67-87
N21	at Davidson	a	W	88-70
N24	Mercer	h	W	78-50
N27	Samford (34)	h	W	96-62
N28	Weber State (34)	h	W	81-46
D3	at #9/8 North Carolina	a	L	68-85
D5	at #17/14 NC State	a	W	74-73
D16	at Chattanooga	a	W	94-60
D19	Georgia State	h	L	56-66
D29	St. Francis, N.Y. (33)	h	W	90-45
D30	Lafayette (33)	h	W	100-52
J2	Florida State	h	W	92-70
J4	at Wake Forest	a	L	72-77
J7	at #13/17 Duke	a	L	46-113
J10	#12/10 Clemson	h	L	56-61
J14	at #22/23 Virginia	a	L	62-82
J18	#5/4 Georgia (35)	n	L	82-88
J21	Maryland	h	W	72-56
J24	#7/6 North Carolina	h	W	91-84
J28	NC State	h	L	73-93
J31	at Florida State	a	W	86-78
F3	Wake Forest	h	W	74-58
F7	#9/11 Duke	h	L	73-74
F11	at #19/19 Clemson	a	L	41-69
F18	#17/17 Virginia	h	L	73-86
F21	at Maryland	a	L	79-92
F27	vs. #13/14 North Carolina (32)	n	L	71-87

1999-2000 (17-14, 7-9 ACC/6th)

WNIT Quarterfinals

Captains: Danielle Donehew, Niesha Butler

DATE	OPPONENT	H/A	RESULT	SCORE
N23	at Georgia State	a	W	75-51
N26	Elon (34)	h	W	85-53
N27	Hofstra (34)	h	W	89-61
N30	#6/6 NC State	h	L	70-80
D4	Clemson	h	W	81-62
D7	Charleston Southern	h	W	103-65
D9	#25 Mississippi St.	h	L	56-71
D19	at Monmouth	a	W	79-68
D21	at St. Francis, N.Y.	a	W	91-60
D29	Western Michigan (33)	h	W	95-89 (OT)
D30	Pittsburgh (33)	h	L	69-75
J3	at Virginia	a	L	70-83
J6	at Wake Forest	a	W	73-62
J9	#14/10 Duke	h	L	45-64

J13	#15/12 North Carolina	h	W	55-44
J16	at Florida State	a	L	64-93
J20	vs. #7/7 Georgia (35)	n	L	58-86
J23	at Maryland	a	W	73-67
J31	at Clemson	a	L	43-72
F3	at #24/23 Virginia	a	L	65-66
F6	Wake Forest	h	W	60-54
F11	at #14/12 Duke	a	L	51-83
F13	at North Carolina	a	L	62-85
F17	Florida State	h	L	74-77
F24	at #14/11 NC State	a	W	69-52
F27	Maryland	h	W	60-49
M4	vs. #15/14 NC State (36)	n	W	71-62
M5	vs. #12/10 Duke (36)	n	L	56-77
M16	Southern Miss (37)	h	W	76-71 (OT)
M18	at Chattanooga (37)	a	W	81-74
M21	at Arkansas (37)	a	L	67-78

2000-01 (14-15, 5-11 ACC/8th)

WNIT First Round

Captains: Niesha Butler, Jaime Kruppa, Alex Stewart

DATE	OPPONENT	H/A	RESULT	SCORE
N24	Cornell (34)	h	W	74-68
N25	Mt. St. Mary's (34)	h	W	102-90
N29	Georgia State	h	W	75-70
D3	at #16/16 Miss. St.	a	L	68-88
D6	at #21/19 NC State	a	L	63-77
D8	vs. #5/6 Georgia (35)	n	L	61-78
D17	Dartmouth	h	W	79-62
D19	at Wagner	a	W	73-50
D21	at Hofstra	a	W	77-74
D29	St. Francis, Pa. (33)	h	W	94-51
D30	Fresno State (33)	h	W	87-56
J2	at North Carolina	a	W	82-75
J5	Florida State	h	L	65-66
J7	NR/#25 Virginia	h	W	70-65
J11	at #5/5 Duke	a	L	83-86
J18	#20/20 Clemson	h	L	64-72
J21	Maryland	h	L	62-66
J25	at Wake Forest	a	L	71-79
J30	Charleston Southern	h	W	94-65
F1	North Carolina	h	L	63-85
F5	at Florida State	a	L	69-89
F8	at NR/#24 Virginia	a	W	87-70
F12	#4/4 Duke	h	L	54-74
F15	#21/20 NC State	h	L	68-74
F19	at NR/#22 Clemson	a	L	49-68
F22	at Maryland	a	W	66-62
F25	Wake Forest	h	W	79-63
M2	vs. North Carolina (36)	n	L	64-79
M15	at Mississippi St. (37)	a	L	73-77

2001-02 (15-14, 7-9 ACC/t-5th)

WNIT First Round

Captains: Nina Barlin, Milli Martinez, Regina Tate

DATE	OPPONENT	H/A	RESULT	SCORE
N16	Kansas State	h	L	70-74
N18	at Long Island	a	W	80-49
N23	UNC Asheville (34)	h	W	88-56
N24	Eastern Washington (34)	h	W	91-36
D1	vs. Arkansas State (39)	n	W	77-52
D2	vs. Southern (39)	n	L	47-56
D5	Florida State	h	L	78-87
D8	at Fordham	a	W	51-49
D18	at Georgia State	a	W	71-68
D27	vs. #10/#8 Georgia (40)	n	L	52-69
D30	#6/#9 Duke	h	L	60-76
J4	at Wake Forest	a	W	65-56
J6	at NC State	a	L	63-75
J10	Virginia	h	W	92-61
J14	Maryland	h	W	61-58
J17	at #17/#17 North Carolina	a	W	81-62
J20	at Florida State	a	W	73-56
J26	Clemson	h	W	83-78
J29	Charleston Southern	h	W	79-52
J31	at #5/#5 Duke	a	L	50-86
F3	Wake Forest	h	L	61-64
F7	NC State	h	W	69-57
F11	at Virginia	a	L	79-85
F14	at Maryland	a	L	70-81
F17	#20/#22 North Carolina	h	L	62-71
F21	at Clemson	a	L	65-68
F23	Morris Brown	h	W	111-40

M2	vs. Virginia (36)	n	L	58-60
M13	vs. Miami (37)	h	L	64-73

2002-03 (20-11, 8-8 ACC/t-4th)

NCAA First Round

Captains: Nina Barlin, Megan Isom, Sonja Mallory

DATE	OPPONENT	H/A	RESULT	SCORE
N15	Charlotte	h	W	67-57
N17	at #5/#5 Kansas St.	a	L	59-83
N26	Long Island	h	W	82-47
N29	ETSU (34)	h	W	85-35
N30	Miami (Ohio) (34)	h	W	78-62
D5	Mercer	h	W	96-50
D15	at UCF	a	W	62-58
D18	Georgia State	h	W	65-46
D21	Fordham	h	W	69-53
D27	vs. #24/#22 Georgia (40)	n	W	65-61
D30	St. John's (33)	h	W	61-53
D31	East Carolina (33)	h	W	88-75
J2	#11/#12 North Carolina	h	L	67-72
J5	at Maryland	a	L	63-71
J13	#1/#1 Duke	h	L	59-79
J16	at Virginia	a	L	63-74
J20	at Florida State	a	L	47-66
J23	Clemson	h	W	89-78 (ot)
J26	NC State	h	W	64-54
J31	at Wake Forest	a	W	74-70
F2	at #7/#6 North Carolina	a	L	64-76
F7	Maryland	h	W	59-51
F13	at #2/#2 Duke	a	L	43-82
F16	Virginia	h	L	54-56
F19	Florida State	h	W	86-56
F23	at Clemson	a	W	78-63
F27	at NC State	a	W	78-60
M3	Wake Forest	h	W	77-60
M8	vs. Florida State (36)	n	W	64-59
M9	vs. #2/#2 Duke (36)	n	L	52-76
M22	vs. Virginia Tech (41)	n	L	59-61

MACHELLE JOSEPH

Head Coach: 2003-pres.

Seasons: 12

Record: 232-149 (.609)

2003-04 (14-15, 5-11 ACC/8th)

Captains: Megan Isom, Jasmina Pacariz, Alex Stewart, Fallon Stokes

DATE	OPPONENT	H/A	RESULT	SCORE
N21	at Florida Atlantic	a	W	73-62
N27	vs. James Madison (42)	n	W	60-53
N28	vs. West Virginia (42)	n	L	61-75
N29	vs. SW Missouri St. (42)	n	W	78-71
D2	Davidson	h	W	60-54
D6	at Georgia State	a	W	69-64
D14	Central Florida	h	W	70-48
D18	at Old Dominion	a	L	56-67
D21	at Princeton	a	W	67-66
D27	vs. #11/#12 Georgia (40)	n	L	62-78
D30	William & Mary(33)	h	W	67-57
D31	Florida A&M (33)	h	W	84-45
J2	Florida State	h	W	66-59
J8	#1/#2 Duke	h	L	45-77
J12	at Virginia	a	L	59-60
J15	at Maryland	a	L	87-91
J18	Clemson	h	L	61-75
J22	at #13/#11 North Carolina	a	L	56-63
J25	at Florida State	a	W	73-62
J29	Wake Forest	h	L	55-57
F1	at NC State	a	L	71-75
F7	at #2/#2 Duke	a	L	41-81
F12	Virginia	h	W	65-55
F15	Maryland	h	W	58-57
F19	at Clemson	a	L	47-59
F23	#11/#15 North Carolina	h	L	46-58
F26	NC State	h	W	76-61
F29	at Wake Forest	h	L	61-63
M5	vs. Wake Forest (36)	n	L	59-61

YEAR BY YEAR RESULTS

2004-05 (13-14, 4-10 ACC/8th)

Captains: Megan Harping, Kasha Terry, Jessica Williams

DATE	OPPONENT	H/A	RESULT	SCORE
N19	Georgia State	h	W	72-30
N23	Old Dominion	h	W	71-64
N28	Princeton	h	W	60-50
D3	#6/#6 Georgia	h	W	55-49
D5	Grambling State	h	W	66-52
D12	at Tulsa	a	L	47-55
D17	at St. John's	a	L	65-69
D21	Samford	h	W	64-52
D30	Mississippi Valley State (33)	h	W	74-41
D31	Alcorn State (33)	h	W	62-43
J3	UAB	h	W	74-49
J6	at Florida State	a	W	59-58
J10	Virginia	h	L	38-61
J13	#15/#17 Maryland	h	L	65-72
J17	at #1/#1 Duke	a	L	59-82
J23	at Miami	a	W	62-46
J26	Clemson	h	W	53-48
J30	#12/#5 North Carolina	h	L	41-55
F3	at #20/#21 Maryland	a	L	67-84
F6	at Wake Forest	a	W	40-37
F10	#23/#24 NC State	h	L	59-83
F13	Arkansas (43)	n	L	59-71
F16	at Virginia Tech	a	L	48-73
F20	#3/#4 Duke	h	L	55-73
F24	at Clemson	a	L	49-58
F27	Florida State	h	L	49-51
M4	Miami (36)	n	L	58-60

2005-06 (14-15, 2-12 ACC/11th)

Captains: Megan Harping, Kasha Terry, Jessica Williams, Cheytoria Phillips

DATE	OPPONENT	H/A	RESULT	SCORE
N18	at UAB	a	W	68-55
N20	Arkansas-Pine Bluff	h	W	74-36
N23	College of Charleston	h	W	66-50
N27	Appalachian State	h	W	68-45
N30	at Georgia State	a	W	60-51
D4	at #17/#17 Georgia	a	L	66-72
D9	San Diego	h	W	56-51
D18	Tulsa	h	W	54-38
D20	Longwood	h	W	81-41
D22	Troy	h	W	69-43
D30	Alabama State(33)	h	W	76-46
D31	UMass (33)	h	W	57-43
J5	Miami	h	L	63-75
J8	at Clemson	a	L	63-72
J11	#2/#2 Duke	h	L	59-67
J15	vs. Kentucky (43)	n	L	62-66
J18	at #4/#3 North Carolina	a	L	56-85
J22	Wake Forest	h	W	66-61
J26	at #6/#6 Maryland	a	L	71-79
J29	Clemson	h	W	83-64
F2	Florida State	h	L	54-59
F5	#1/#1 North Carolina	h	L	56-75
F9	at #21/#22 Boston College	a	L	55-57
F12	at NC State	a	L	53-65
F19	Virginia Tech	h	L	54-70
F23	at Virginia	a	L	51-57
F26	at Miami	a	L	85-90 (20T)
M2	vs. Miami (36)	n	W	79-62
M3	vs. Maryland (36)	n	L	66-71

2006-07 (21-12, 9-5 ACC/6th)

NCAA Second Round

Captains: Janie Mitchell, Chioma Nnamaka

DATE	OPPONENT	H/A	RESULT	SCORE
N10	Mercer	h	W	87-48
N14	at Appalachian State	a	W	79-53
N16	Georgia State	h	W	83-41
N20	at Temple	a	L	62-76
N24	at San Diego	a	L	59-62
D3	#8/#8 Georgia	h	L	69-79
D6	Kennesaw State	h	W	81-43
D10	Jacksonville	h	W	79-57
D18	at Northwestern	a	W	82-68
D20	at College of Charleston	a	W	82-50
D29	Alcorn State (33)	h	W	76-54
D30	Mississippi State (33)	h	L	56-62
J2	#2/#2 North Carolina	h	L	57-69

J4	Winston-Salem State	h	W	73-43
J7	at Clemson	a	W	63-57
D10	Jacksonville	h	W	79-57
D18	at Northwestern	a	W	82-68
D20	at College of Charleston	a	W	82-50
D29	Alcorn State (33)	h	W	76-54
D30	Mississippi State (33)	h	L	56-62
J2	#2/#2 North Carolina	h	L	57-69
J4	Winston-Salem State	h	W	73-43
J7	at Clemson	a	W	63-57
J10	at #3/#3 Duke	a	L	51-83
J15	Miami	h	W	52-37
J18	at North Carolina	a	L	31-78
J21	vs. #14/#11 Vanderbilt (43)n	n	L	55-72
J25	Boston College	a	W	60-49
J28	at Wake Forest	a	W	58-45
F1	#4/#4 Maryland	h	W	77-72
F5	at Virginia Tech	a	L	68-73
F9	at Florida State	a	L	52-63
F11	NC State	h	W	69-62
F15	at Miami	a	W	66-45
F19	Clemson	h	W	62-59
F22	Virginia	h	W	73-49
F25	Longwood	h	W	75-46
M1	vs. Miami (36)	n	W	66-52
M2	vs. #6/#5 Maryland (36)	n	L	59-75
M17	vs. DePaul (44)	n	W	55-54
M19	vs. Purdue (44)	n	L	63-76

2007-08 (22-10, 7-7 ACC/5th)

NCAA First Round

Captains: Jill Ingram, Janie Mitchell, Chioma Nnamaka, Jacquie Williams

DATE	OPPONENT	H/A	RESULT	SCORE
N9	Davidson	h	W	69-50
N13	at Tulane	a	W	66-61
N18	Temple	h	W	59-49
N21	Northwestern	h	W	55-46
N28	at Iowa	a	W	76-57
D2	at #7/8 Georgia	a	L	64-71
D6	South Carolina Upstate	h	W	92-45
D9	Georgia Southern	h	W	78-50
D16	at Mississippi State	a	W	70-58
D18	at Mississippi Valley State	a	W	79-67
D22	at Georgia State	a	W	79-67
D29	Chicago State (33)	h	W	57-31
D30	Kennesaw St. (33)	h	W	83-68
J2	Jackson State	h	W	79-42
J5	at #4/4 North Carolina	a	L	78-99
J10	Wake Forest	h	W	57-47
J13	Miami	h	W	68-65
J17	at NC State	a	W	67-63
J20	at #4/4 Maryland	a	L	95-99 (20T)
J24	#10/10 Duke	h	L	47-73
J31	Clemson	h	W	77-59
F3	Florida State	h	W	83-73
F7	at Miami	a	L	52-54
F10	#3/3 North Carolina	h	L	61-75
F12	Savannah State	h	W	82-28
F18	at Boston College	a	L	53-62
F24	at Clemson	a	W	74-58
F29	Virginia Tech	h	W	76-43
M2	at Virginia	a	L	101-103 (20T)
M6	vs. Miami (36)	n	W	76-49
M7	vs. #25/25 Virginia (36)	n	L	43-52
M22	vs. Iowa State (45)	n	L	55-58

2008-09 (22-10, 8-6 ACC/5th)

NCAA Second Round

Captains: Alex Montgomery, Jacquie Williams

DATE	OPPONENT	H/A	RESULT	SCORE
N14	Troy	h	W	73-49
N16	at #1/1 Connecticut	a	L	71-82
N19	Kennesaw State	h	W	77-49
N22	Mississippi Valley State	h	W	72-37
N26	Georgia State	h	W	74-56
N29	vs. #9/11 Texas (46)	n	L	68-76
N30	vs. Tennessee Tech (46)	n	W	68-56
D3	#21/24 Michigan State	h	W	70-57
D5	Georgia	h	W	57-42
D13	vs. Oregon (47)	n	W	74-59
D18	vs. Winthrop (48)	n	W	65-27
D20	vs. UT-Arlington (48)	n	W	63-56

D30	Florida A&M	h	W	77-42
J4	Tulane	h	W	69-52
J8	Boston College	h	L	64-65 (OT)
J12	at Miami	a	W	68-50
J18	at Florida State	a	L	49-59
J22	#2/3 North Carolina	h	W	66-62
J25	at #4/8 Duke	a	L	34-60
J29	Miami	h	W	68-42
F1	Clemson	h	W	49-41
F3	at Wake Forest	a	L	60-68
F8	NC State	h	W	67-54
F11	at Savannah State	a	W	89-34
F15	at #8/7 North Carolina	a	L	50-73
F19	Maryland	h	L	79-87
F22	at Clemson	a	W	89-54
F26	at Virginia Tech	a	W	73-68 (OT)
M1	#22/19 Virginia	h	W	74-66
M5	vs. Clemson (36)	n	L	69-81
M22	at Iowa (49)	a	W	76-62
M24	vs. #4/4 Oklahoma (49)	n	L	50-69

2009-10 (23-10, 8-6 ACC/4th)

NCAA First Round

Captains: Brigitte Ardossi, Deja Foster, Alex Montgomery

DATE	OPPONENT	H/A	RESULT	SCORE
N13	Winthrop	h	W	63-30
N15	at Oklahoma State	a	L	64-70
N21	Florida Gulf Coast	h	W	58-48
N27	vs. Seton Hall (50)	n	W	57-51
N28	at Long Island (50)	a	W	73-56
D2	at Penn State	a	W	64-60
D6	at #13/16 Georgia	a	L	50-56
D13	Mississippi Valley State	h	W	89-41
D16	Oregon	h	W	87-69
D18	at Kennesaw State	a	W	94-48
D20	Arizona	h	W	70-48
D22	at Georgia State	a	W	62-50
D28	vs. Hampton (51)	n	W	63-54
D29	at Florida International	a	W	68-57
J2	Army	h	W	76-47
J6	at #7/7 North Carolina	a	L	78-89
J11	Clemson	h	W	72-58
J14	Wake Forest	h	W	72-66
J17	at Boston College	a	L	51-77
J21	Savannah State	h	W	80-51
J24	at #25/22 Virginia	a	L	55-57
J27	Miami	h	W	80-73 (OT)
J31	Virginia Tech	h	W	61-47
F5	at Maryland	a	W	61-60
F8	at Clemson	a	W	68-53
F15	#10/10 Florida State	h	L	59-69
F19	#8/7 Duke	h	L	50-64
F21	at Miami	a	W	77-73
F26	North Carolina	h	W	64-57
J28	at Nc State	a	L	46-54
M5	vs. Wake Forest (36)	n	W	52-45
M6	vs. #9/8 Duke (36)	n	L	55-67
M21	vs. Arkansas Little Rock (52)n	n	L	53-63

2010-11 (24-11, 9-5 ACC/t-4th)

NCAA Second Round

Captains: Deja Foster, Alex Montgomery, Metra Walthour

DATE	OPPONENT	H/A	RESULT	SCORE
N12	Georgia State	h	W	66-56
N14	at Old Dominion	a	L	63-65
N17	Kennesaw State	h	W	79-60
N19	Prairie View A&M	h	W	61-37
N21	#1/1 Connecticut	h	L	51-71
N25	vs. #12/12 Georgetown (42) n	n	L	58-67
N26	vs. #4/4 Tennessee (42)	n	L	42-66
N27	vs. Missouri (42)	n	W	61-46
D1	Northwestern	h	W	67-63
D3	Middle Tennessee State	h	W	68-48
D5	#21/22 Georgia	h	W	69-53
D21	at Portland State	a	W	69-53
D23	at Washington	a	W	60-27
D28	Mercer	h	W	101-44
D30	Tennessee State	h	W	82-11
J2	Jacksonville State	h	W	81-52
J6	#8/8 North Carolina	h	W	71-70
J9	at Clemson	a	W	64-53
J13	Virginia	h	W	68-48
J17	at Wake Forest	a	W	54-46

YEAR BY YEAR RESULTS

J21	at #3/3 Duke	a	L	32-69
J23	Boston College	h	W	67-54
J27	at Virginia Tech	a	W	78-57
J30	at #16/22 Miami	a	L	74-84 (OT)
F3	#12/10 Maryland	h	L	53-56
F11	at #19/15 Florida State	a	L	60-73
F13	NC State	h	W	74-65
F17	Clemson	h	W	72-46
F24	at #13/16 North Carolina	a	W	64-57
F27	#12/14 Miami	h	L	59-70
M3	vs. Virginia Tech (36)	n	W	81-58
M4	vs. #13/15 Maryland (36)	n	W	70-64
M5	vs. #8/7 Duke (36)	n	L	66-74
M19	vs. Bowling Green (53)	n	W	69-58
M21	vs. #18/24 Ohio State (53)	a	L	60-67

2011-12 (26-9, 12-4 ACC/t-3rd)

NCAA Sweet 16

Captains: LaQuanisha Adams, Mo Bennett, Sasha Goodlett, Chelsea Regins, Metra Walhour

Home games played at the Arena at Gwinnett Center, finale vs. Clemson played at Morehouse College

DATE	OPPONENT	H/A	RESULT	SCORE
N11	Alabama State	h	W	97-37
N13	Old Dominion	h	W	87-56
N19	at Marquette	a	W	74-63
N22	Kennesaw State	h	W	94-51
N25	vs. #13/13 Rutgers (54)	n	L	40-59
N26	vs. RV/18 Green Bay (54)	n	L	62-67 (OT)
N30	Nebraska	h	W	73-57
D4	at #15/14 Georgia	a	L	68-75
D11	at Middle Tennessee State	a	W	58-47
D16	at Georgia State	a	W	85-50
D19	vs. SIU-Edwardsville (48)	n	W	80-38
D21	vs. Central Arkansas (48)	n	W	67-61
D29	North Carolina A&T	h	W	74-57
J2	at NC State	a	W	76-66
J6	at #5/5 Maryland	a	L	74-77
J9	#13/13 Miami	h	L	65-77
J12	Wake Forest	h	W	71-67
J15	at Boston College	a	W	68-58
J18	#5/5 Duke	h	L	62-79
J22	at Florida State	a	W	79-55
J25	Virginia	h	W	63-53
J29	at Clemson	a	W	63-54
F2	NC State	h	W	75-68 (OT)
F6	#8/10 Maryland	h	L	56-64
F12	at #23 North Carolina	a	W	56-54
F16	at Wake Forest	a	W	67-52
F19	Boston College	h	W	85-48
F23	at Virginia Tech	a	W	76-66
F26	Clemson	h	W	62-50
M3	vs. North Carolina (36)	n	W	54-53
M4	vs. NC State (36)	n	W	87-61
M5	vs. #6/5 Maryland (36)	n	L	65-68
M18	vs. Sacred Heart (55)	n	W	76-50
M20	vs. #17/16 Georgetown (55)	n	W	76-64
M24	vs. #1/1 Baylor (45)	n	L	68-83

2012-13 (14-16, 7-11 ACC/t-7th)

First season at McCamish Pavilion

DATE	OPPONENT	H/A	RESULT	SCORE
N11	#20/16 Tennessee	h	L	71-54
N13	Kennesaw State	h	W	80-51
N18	Marquette	h	W	76-72
N23	vs. Syracuse (54)	n	L	75-72 (OT)
N24	vs. UW-Milwaukee (54)	n	W	66-57
N28	at #14/13 Purdue	a	L	85-73
D2	#8/9 Georgia	h	L	60-50
D6	at #4/4 Duke*	a	L	85-52
D16	Alcorn State	h	W	76-49
D21	Washington	h	W	52-44
D29	vs. Quinnipiac (51)	n	W	74-57
D30	at FIU (51)	a	W	65-63
J3	#19/21 Florida State*	h	L	85-78
J6	at Clemson*	a	W	81-59
J10	Virginia*	h	L	62-51
J13	at #11/20 North Carolina*	a	L	79-58
J17	at Miami*	a	L	71-65
J20	#10/10 Maryland*	h	L	66-57
J25	at #22/21 Florida State*	a	L	76-71
J27	NC State*	h	L	78-66
J31	Wake Forest*	h	W	89-82 (OT)

F3	at Virginia*	a	W	65-62
F8	Virginia Tech*	h	L	63-61
F10	#16/18 North Carolina*	h	L	60-58
F17	at NC State*	a	W	79-70
F21	at Wake Forest*	a	W	82-64
F24	Miami*	h	W	68-64
F28	Clemson*	h	W	74-48
M3	at Boston College*	a	L	74-68
M7	vs. Wake Forest (36)	n	L	86-67

2013-14 (20-12, 9-7 ACC/7th)

NCAA First Round

Captains: Shayla Bivins, Kaela Davis, Aaliyah Whiteside

DATE	OPPONENT	H/A	RESULT	SCORE
N8	Coppin State	h	W	79-57
N10	Western Carolina	h	W	87-47
N17	at #4/3 Tennessee	a	L	87-76
N24	at #23/21 Georgia	a	L	63-56
N29	vs. Southern Utah (56)	n	W	85-60
N30	vs. McNeese State (56)	n	W	69-60
D4	Illinois	h	W	93-69
D7	Alabama A&M	h	W	93-56
D17	Portland State	h	W	104-54
D20	RV/RV UTEP (57)	n	W	102-77
D21	#13/16 Oklahoma St. (57)	n	L	68-60
D29	Alabama State	h	W	99-58
D30	Hampton University	h	W	89-70
J5	#4/4 Duke*	h	L	64-47
J8	at Clemson*	a	W	89-68
J12	at RV/RV Syracuse*	a	L	76-70
J16	Wake Forest *	h	W	79-63
J19	at #6/6 Maryland*	a	L	92-81
J23	at Virginia Tech*	a	W	73-52
J26	#23/24 NC State*	h	L	80-73
J30	Clemson*	h	L	80-79 (OT)
F3	at Pittsburgh*	a	W	77-66
F6	#13/11 North Carolina*	h	W	94-91
F9	at Miami*	a	W	89-87
F14	Virginia*	h	W	95-76
F17	at #2/2 Notre Dame*	a	L	87-72
F23	#8/9 Maryland*	h	L	79-62
F27	at Florida State*	a	W	86-78
M2	Boston College*	h	W	84-74
M6	vs. Virginia (36)	n	W	77-76
M7	vs. #10/10 Duke (36)	n	L	82-52
M23	at LSU (58)	a	L	98-78

2014-15 (19-15, 7-9 ACC/t-9th)

WNIT Second Round

Captains: Kaela Davis, Roddreka Rogers, Sydney Wallace, Aaliyah Whiteside

DATE	OPPONENT	H/A	RESULT	SCORE
N14	at Loyola Chicago	a	W	102-44
N16	Morgan State	h	W	92-57
N19	Kennesaw State	h	W	105-76
N23	#24/rv Georgia	h	L	57-64
N25	Grambling State	h	W	97-64
N28	rv/rv Green Bay (59)	n	L	50-71
N29	Villanova (59)	n	W	71-63
N30	rv/- Minnesota (59)	n	L	69-72
D4	at #16/16 Michigan State	a	L	73-79 (ot)
D14	Central Arkansas	h	W	88-50
D17	Alabama State	h	W	77-53
D20	St. Francis Brooklyn	a	W	65-59
D29	Lipscomb	h	W	71-53
D30	Louisiana Tech	h	W	96-81
J2	#7/6 Louisville*	a	L	48-75
J4	Clemson*	h	W	74-66
J8	at Boston College*	a	W	80-77
J11	at #8/6 North Carolina*	a	L	81-96
J18	Pittsburgh*	h	L	72-75 (ot)
J22	at #6/5 Notre Dame*	a	L	76-89
J25	at Virginia*	a	W	68-62
J30	#9/9 Florida State*	h	L	62-82
F1	Virginia Tech*	h	W	79-71
F8	#25/25 Syracuse*	h	L	60-65
F12	NC State*	h	L	64-65
F15	at Miami*	a	L	59-64
F19	#4/4 Notre Dame*	h	L	61-71
F22	at Clemson*	a	W	71-59
F26	#16/17 Duke*	h	W	71-62
F28	at Wake Forest	a	W	67-60

M4	vs. Clemson (36)	n	W	80-53
M5	vs. #16/12 North Carolina	n	L	64-84
M19	Elon	h	W	69-47
M22	at Ole Miss	a	L	48-63

Neutral Sites Key

- GAIAW State Tournament
- Virginia Tipoff Tournament, Charlottesville, Va.
- ACC Tournament, College Park, Md.
- ACC Tournament, Clemson, S.C.
- ACC Tournament, Raleigh, N.C.
- Miller High Life Classic, Lawrenceville, N.J.
- Northern Lights Invitational, Anchorage, Alaska
- ACC Tournament, Chapel Hill, N.C.
- Days Inn Classic, Atlanta, Ga.
- South Florida Invitational, Tampa, Fla.
- ACC Tournament, Fayetteville, N.C.
- Wagner Christmas Invitational, New York, N.Y.
- Radisson Classic, Atlanta, Ga.
- Lady Blazer Invitational, Birmingham, Ala.
- Pepperdine Invitational, Malibu, Calif.
- Fordham Lady Ram Classic, New York, N.Y.
- Tallahassee Hilton Classic, Tallahassee, Fla.
- Augusta Basketball Classic, Augusta, Maine
- Pickett Suite Classic, Atlanta, Ga.
- Comfort Inn Downtown Classic, Atlanta, Ga.
- Dial Soap Classic, Minneapolis, Minn.
- Penn Red & Blue Classic, Philadelphia, Pa.
- Lady Paladin/Ramada Inn Invitational, Greenville, S.C.
- Pepsi/Church's Holiday Classic, Miami, Fla.
- ACC Tournament, Rock Hill, S.C.
- National Women's Invitational Tournament, Amarillo, Tex.
- Texaco/Hawk Classic, Philadelphia, Pa.
- NCAA Tournament Mid-East Regional
- Sheraton Big Apple Classic, Manhattan, N.Y.
- ISES Southern Invitational, Atlanta, Ga.
- Hyatt Regency Holiday Tournament, Atlanta, Ga.
- ACC Tournament, Charlotte, N.C.
- GT/Atlanta Marriott NW Holiday Invt., Atlanta, Ga.
- GT/Atlanta Marriott Northwest Classic, Atlanta, Ga.
- Cobb Civic Center, Marietta, Ga.
- ACC Tournament, Greensboro, N.C.
- National Women's Invitational Tournament
- Omni, Atlanta, Ga.
- ECU Tournament, Greenville, N.C.
- Phillips Arena, Atlanta, Ga.
- NCAA First Round, West Lafayette, Ind.
- Paradise Jam, St. Thomas, US Virgin Islands
- Gwinnett Center, Duluth, Ga.
- Williams Arena, Minneapolis, Minn.
- Wells Fargo Arena, Des Moines, Iowa
- FAU Thanksgiving Classic, Boca Raton, Fla.
- Pape Jam, Rose Garden Arena, Portland, Ore.
- Bahamas Sunsplash Shootout, Nassau, Bahamas
- Carver-Hawkeye Arena, Iowa City, Iowa
- LIU Turkey Classic, Brooklyn, N.Y.
- FIU Sun & Fun Classic, Miami, Fla.
- Lloyd Nobe Center, Norman, Okla.
- St. John Arena, Columbus, Ohio
- San Juan Shootout, San Juan, Puerto Rico
- Carmichael Arena, Chapel Hill, N.C.
- LIU Turkey Classic, Brooklyn, N.Y.
- Puerto Rico Classic, San Juan, Puerto Rico
- Maravich Arena, Baton Rouge, La. - NCAA First Round
- Gulf Coast Showcase, Naples, Fla.

Georgia Tech Records-at-a-Glance

Overall	607-576 (.513)
vs. ACC	187-336 (.358)
in ACC Tournament	15-36 (.294)
in Home games	315-196 (.616)
in Away games	154-251 (.380)
in Neutral games	69-71 (.493)
in WNIT/NWIT (Five Appearances)	6-4
in NCAA (Nine Appearances)	5-9
vs. Ranked Opponents	36-252
vs. Top-10 Opponents	10-125

ALL-TIME LETTERWINNERS AND COACHES



A

Adams, LaQuanisha	2009-12*
Alligood, Donna	1981-82*
Ancora, Giuliett	2005-06*
Andrews, Lilliann	2016-
Ardossi, Brigitte	2007-10*
Avant, Val	1988*
Aves, Lindsey	1999-00*
Avram, Simina	2014-*

B

Baldwin, Selena	1990-93*
Bärin, Nina	2000-03*
Bennett, Mo	2009-12*
Bivins, Shayla	2010-14
Blackmon, Tiffany	2007-10*
Blain, Jasmine	2010-13
Boatner, Tamika	2000-02*
Brandt, Kate	1981-84*
Blalock, Tina	1981-83*
Bootz, Dolores	1985-88*
Buchannon, Stacey	1994-95*
Buie, Angel	2007
Butler, Niesha	1999-2002*

C

Caldwell, Devony	1990-93*
Carter, Michele	1984*
Chandler, Jan	1977*
Chaney, Valerie	1998*
Chavis, Alesia	1979*
Cochran, Cindy	1982-85*
Coil, Susie	2002
Collier, Joya	1996*
Corbitt, Leslie	1975
Crawford, Kim	1983-86*
Cryor, Ciani	2016-

D

Davis, Bronda	1990-91*
Davis, Carmen	1990-91-92*
Davis, Emily	1985-86*
Davis, Kaela	2014-15*
Delp, Mary Denise	1982*
Donehew, Danielle	1997-2000*
Dortch, Kathy	1993-97*
Duggins, Anna Maria	1993-94*

E

Ebert, Ashley	1999-2002*
Echols, Allison	1989-92*
Edeferioka, Elo	2016-
Ehle, Tory	1984-87*
Ellison, Kymberly	2013-14*



F

Fails, Candi	1999*
Farmer, Jackie	1987*
Finney, Christie	1992-95*
Fischer, Angie	1990-93*
Fisher, Sara	1988*
Fogdemark, Frida	2011-14*
Follrod, Debbie	1975
Ford, Kisha	1994-97*
Fortune, Martine	2016-
Foster, Becky	1989*
Foster, Deja	2008-11*
Fountain, Donnaizha	2014
Frick, Marguerite	1975-76
Foy, Betsy	1998*
Fulton, Tammy	1979*

G

Gabbard, Becky	1976
Gari, Irene	2016
Garner, Erin	2015-
Gaspar, Sarah	1994-97*
Gernatt, Theresa	1988-91*
Giambruno, Mary	1980-82*
Gilreath, Jane	1981*
Gilstrap, Stacy	1977*
Gortnar, Tjasa	2012*
Goodlett, Sasha	2009-12*
Graves, Diane	1981*
Guerrant, Ashley	2003-05*
Guimaraes, Chelsea	2016-

H

Hamilton-Carter, Danielle	2010-13*
Harpring, Megan	2003-06*
Harrison, Nicole	1992*
Hartwell, Sarah	2012*
Heitmann, Deni	1975-76
Hemingway, lasia	2008-09*
Hendershott, Jennifer	1978-81*
Higgs, Stephanie	2004-07*
Holston, Gabrielle	2014
Horton, Amy	2008
Howard, Aisha	1998*
Howard, Dejoria	2016-

I

Ingram, Jill	2005-08*
Isom, Megan	2002-04*

J

Jacobs, DeWayna	1989*
Jackson, Brittany	2013*
James, Janice	1984-85*
Jicka, Mary Lou	1981-84*



Johnson, April	2003-04*
Jones, Angela	1985*
Jones, Harriett	1977*
Jones, De'Ashia	2015*
Josiah, Nia	2006-07

K

Kauffman, Joannah	1995-98*
Kauffman, Lara	1989-93*
Keener, Demieta	1992-95*
Kruppa, Jaime	1998-01*

L

Lamprey, Ruth	1986-87*
Langston, Lynn	1993*
Laudenslager, Rochelle	1980-83)*
Leachman, Jennifer	1983-85*
Lineberger, Debbie	1979-80*
Lingenfelder, Amy	2000*
Longo, Jane	1977-78*
Lopez, Teresa	1979-81*
Lounsbury, Karen	1989-92*
Lovett, Lisa	1977-80*

M

Mainland, Marlene	1985-88*
Mallory, Sonja	2000-03*
Malone, Anita	1982-84, 1986*
Marshall, Tyaunna	2011-14*
Marrell, Penny	1976
Martin, Tiffany	1994-97*
Martinez, Milli	1999-2002*
Matlock, Shea	1996-98*
Maye, Dawnn	2011-14*
McKenzie, Paula	1975
McCallum, Candice	1998-2000*
McClure, Terri	1975-77*
McDonald, Breana	2013
Miller, Julie	1975
Miller, Mandy	1987-88*
Mitchell, Daphne	2005-08*
Mitchell, Janie	2005-08*
Monroe, Maya	2002-04*
Montgomery, Alex	2008-11*
Moon, Hea Ju	1987-88*
Morelock, Janice	1977*
Morris, Wendy	1979*
Moss, Shantrell	2005*
Munnion, Carla	1995-98*
Muir, Kelly	1997-99*

N

Neal, Ida	1986-89*
Ngoie-Hasahya, Sandra	2011*
Nnamaka, Chioma	2005-08*
Novotny, Shelli	1996-98*



O

O'Dell, Margaret	1975
O'Neil, Zaire	2015-*

P

Pacariz, Jasmina	2001-04*
Pardee, Janine	1976
Peresson, Antonia	2015-*
Phillips, April	2006*
Phillips, Cheytoria	2003-06*
Pierce, Joyce	1991-93*
Portwood, Tina	1977*
Posey, Jamie	1978-81*
Potter, Tara	1989-90*

Q

Quarterman, Valeria	1998*
---------------------	-------

R

Rainwater, Karen	1978-81*
Ray, Ellen	1975
Reinhardt, Robin	1975-78*
Regins, Chelsea	2009-12*
Rodd, Tonia	1986-89*
Rogers, Roddreka	2013-*
Rucker, Mary	1980-82, 1984*
Ryan, Melinda	1978-80*

S

Samborsky, Sukie	1978*
Sampson, Kristy	1977*
Sauer, Lauren	2005-06*
Seeger, Kathy	1978-79*
Shanklin, Kathy	1978*
Siebenmorgan, Vicki	1977-79*
Smith, Carol	1980*
Smith, Dawn	1994-95-97*
Stewart, Alex	2000-04*
Stokes, Fallon	2001-04*

T

Tate, Bonnie	1977-79*
Tate, Regina	1998-02*
Taylor, Nariah	2013-15*
Taylor, Sharena	2010-13*
Taylor, Tabasha	2002
Terry, Kasha	2003-06*
Thigpen, Carolyn	1975
Tilford, Imani	2015-*
Trice, Simone	2008-09*
Turner, Tabitha	2006-09*

ALL-TIME LETTERWINNERS AND COACHES



V

Vukovic, Katarina 2014-*

W

Wagner, Sheila	1987-90*
Walker, Marielle	1985-88*
Walker, Neferiti	2002*
Wallace, Sydney	2012-15*
Walthour, Metra	2009-12*
Weinert, Kirsten	1983-86*
Weiss, Aimee	1990-93*
Wells, Kim	1985-87*
White, Heather	1989-91*
Whiteside, Aaliyah	2013-*
Wilkinson, Renee	1993-96*
Williams, Jacqua	2006-09*
Williams, Jessica	2003-06*
Williams, Kenya	1996-99*
Wilson, Kentrina	2004-07*
Wilson, Yvonne	1993-94*
Winn, Mallorie	2003-04*
Woodhull, LeeAnn	1980-83*
Woolcock, Shaday	2008-09*



Janie Mitchell	2012
Teri Moren	2008-10
Joyce Patterson	1984-85
Art Prevost	2004-05
Sam Purcell	2011-13
Debbie Richardson	1981-86, 1994-98
Mark Simons	2007-08
Lisa Stockton	1990-94
Karen Turner	1985-88
Michael Wholey	2013-
Jeffrey Williams	2002-03
M.L. Willis	2013-

GRADUATE ASSISTANTS

LaQuananisha Adams	2012-14
Mary Denkler	1984-85
Danielle Donehew	2000-01
Ashley Ebert	2003-04
Julie Ehlers	1991-92
Ann Lashley	1989-90
April Phillips	2014-
Jamie Posey	1981-84
Metra Walthour	2013-

*Denotes Letterwinner
Bold denotes Active

HEAD COACHES

Agnus Berenato	1988-2003
James P. Culpepper, Jr.	1974-80
Benny Dees	1980-81
MaChelle Joseph	2004-Present
Bernadette McGlade	1981-88

ASSISTANT COACHES

<i>(since 1981)</i>	
Agnus Berenato	1986-88
Octavia Blue	2010-11
Shelia Collins	1989-94
Candy Cage	1997-01
Kisha Ford	2002
Deja Foster	2013-
Kim Gosnell	1993-95
Russell Harrell	1988-89
Gene Hill	2009-11
Monique Holland	1997-01
Mary Ann Ingram	1982-84
Sadiaa Jones	2006
MaChelle Joseph	2002-03
Lara Kauffman	1994-96
Brenda Mock Kirkpatrick	2003-04
Seth Kushkin	2006-07
Jim Lewis	2011
Mack McCarthy	2005
Stephanie McCormick	2004
Sytia Messer	2005-09; 2012-13
Faye Young Miller	1988-93
Mark Miller	1998-01

ALL-TIME SERIES HISTORY

Team	W	L	First Meeting	Last Meeting	Team	W	L	First Meeting	Last Meeting-
Alabama	0	3	1982-83	1992-93	Georgia Baptist	5	1	1974-75	1977-78
Alabama A&M	1	0	2013-14	2013-14	Georgia College	3	1	1977-78	1978-79
Alabama State	4	0	2005-06	2014-15	Georgia Southern	4	7	1979-80	2007-08
Alaska-Anchorage	0	1	1994-95	1994-95	Georgia Southwestern	4	0	1978-79	1982-83
Albany State	1	5	1975-76	1980-81	Georgia State	24	11	1975-76	2011-12
Alcorn State	4	0	1991-92	2012-13	Gordon	2	0	1974-75	1974-75
American	0	2	1997-98	1998-99	Grambling State	2	0	2004-05	2014-15
Appalachian State	6	1	1988-89	2006-07	Hampton	2	0	2009-10	2013-14
Arizona	2	0	1984-85	2009-10	Hawaii	1	0	1991-92	1991-92
Arkansas	0	2	1999-00	2004-05	Hofstra	3	0	1992-93	2000-01
Arkansas Little Rock	0	1	2009-10	2009-10	Howard	1	0	1988-89	1988-89
Arkansas Pine Bluff	1	0	2005-06	2005-06	Illinois	2	0	1995-96	2013-14
Arkansas State	1	0	2001-02	2001-02	Iona	1	0	1987-88	1987-88
Armstrong State	4	1	1976-77	1978-79	Iowa	2	0	2007-08	2008-09
Army	3	0	1991-92	2009-10	Iowa State	0	1	2007-08	2007-08
Atlanta Christian	4	0	1975-76	1975-76	James Madison	1	0	2003-04	2003-04
Auburn	0	3	1975-76	1997-98	Jackson State	1	0	2007-08	2007-08
Auburn-Montgomery	4	0	1986-87	1989-90	Jacksonville	1	0	2006-07	2006-07
Augusta College	1	8	1974-75	1978-79	Jacksonville State	1	0	2010-11	2010-11
Baylor	0	1	2011-12	2011-12	Kansas State	0	2	2001-02	2002-03
Belmont	1	0	1997-98	1997-98	Kennesaw State	9	0	1982-83	2014-15
Berry	0	5	1974-75	1981-82	Kentucky	0	1	2005-06	2005-06
Boise State	1	0	1989-90	1989-90	Lafayette	3	0	1989-90	1998-99
Boston College	8	5	1991-92	2014-15	Lipscomb	1	0	2014-15	2014-15
Bowling Green	1	0	2010-11	2010-11	Long Island	3	0	2001-02	2009-10
Bryan	4	0	1976-77	1977-78	Longwood	2	0	2005-06	2006-07
Butler	0	1	1994-95	1994-95	LSU	0	1	2013-14	2013-14
Cal Santa Barbara	1	0	1986-87	1986-87	Louisiana Tech	1	0	2014-15	2014-15
Campbell	0	1	1990-91	1990-91	Louisville	0	1	2014-15	2014-15
Charleston Southern	4	0	1997-98	2001-02	Loyola Chicago	1	0	2014-15	2014-15
Charlotte	1	0	2002-03	2002-03	Loyola Marymount	1	0	1989-90	1989-90
Chattanooga	14	2	1985-86	1999-00	Maine	1	0	1988-89	1988-89
Chicago State	1	0	2007-08	2007-08	Manhattan	2	0	1995-96	1996-97
Central Arkansas	2	0	2011-12	2014-15	Marist	2	0	1987-88	1991-92
Clemson	32	43	1979-80	2014-15	Marquette	2	0	2011-12	2012-13
Coastal Carolina	1	0	1987-88	1987-88	Mars Hill	0	1	1978-79	1978-79
College of Charleston	2	0	2005-06	2006-07	Marshall	1	0	1985-86	1985-86
Colorado	1	0	1984-85	1984-85	Maryland	18	49	1979-80	2013-14
Columbia	1	0	1985-86	1985-86	Maryland-Eastern Shore	1	0	1995-96	1995-96
Connecticut	0	2	2008-09	2010-11	Maryville	2	0	1976-77	1977-78
Converse	3	0	1977-78	1984-85	Massachusetts	1	0	2005-06	2005-06
Coppin State	2	0	1991-92	2013-14	McNeese State	1	0	2013-14	2013-14
Cornell	2	0	1994-95	2000-01	Mercer	14	6	1979-80	2010-11
Covenant	8	0	1976-77	1982-83	Miami (Fla.)	13	12	1980-81	2014-15
Dartmouth	1	0	2000-01	2000-01	Miami (Ohio)	1	0	2002-03	2002-03
Davidson	3	1	1997-98	2007-08	Michigan State	1	1	2008-09	2014-15
DeKalb Central	0	2	1974-75	1974-75	Middle Tennessee State	2	0	2010-11	2011-12
DeKalb South	2	0	1974-75	1974-75	Minnesota	2	2	1990-91	2014-15
DePaul	1	0	2006-07	2006-07	Mississippi State	1	4	1999-00	2007-08
Drake	0	1	1982-83	1982-83	Miss. Univ. for Women	2	0	1981-82	1983-84
Drexel	1	0	1996-97	1996-97	Mississippi Valley State	4	0	2004-05	2009-10
Duke	8	59	1978-79	2014-15	Missouri	1	0	2010-11	2010-11
East Carolina	1	2	1981-82	2002-03	Monmouth	2	0	1987-88	1999-00
East Tennessee State	4	0	1990-91	2002-03	Morgan State	1	0	2014-15	2014-15
Eastern Washington	1	0	2001-02	2001-02	Morris Brown	3	0	1976-77	2001-02
Elon	2	0	1999-00	2014-15	Mount St. Mary's	1	0	2000-01	2000-01
Emory (at Oxford)	1	0	1974-75	1974-75	Nebraska	2	0	1991-92	2011-12
Erskine	0	1	1978-79	1978-79	New Hampshire	1	0	1995-96	1995-96
Fairfield	1	0	1994-95	1994-95	North Carolina	18	55	1977-78	2014-15
Florida	1	0	1986-87	1986-87	North Carolina A&T	1	0	2011-12	2011-12
Florida A&M	2	0	2003-04	2008-09	North Carolina State	23	43	1979-80	2014-15
Florida Atlantic	1	0	2003-04	2003-04	UNC-Asheville	4	1	1977-78	2001-02
Florida Gulf Coast	1	0	2009-10	2009-10	UNC-Wilmington	1	0	1990-91	1990-91
Florida International	3	0	1980-81	2012-13	North Georgia	1	3	1975-76	1982-83
Florida State	20	23	1974-75	2014-15	Northwestern	3	1	1992-93	2010-11
Fordham	5	0	1984-85	2002-03	Notre Dame	0	4	1996-97	2014-15
Fort Valley State	0	1	1974-75	1974-75	Ohio State	0	1	2010-11	2010-11
Fresno State	1	0	2000-01	2000-01	Oklahoma	0	1	2008-09	2008-09
Furman	8	2	1977-78	1994-95	Oklahoma State	0	2	2009-10	2013-14
Georgetown	1	1	2010-11	2011-12	Old Dominion	2	2	2003-04	2011-12
Georgia	4	33	1974-75	2014-15	Ole Miss	0	1	2014-15	2014-15

ALL-TIME SERIES HISTORY

Team	W	L	First Meeting	Last Meeting	Team	W	L	First Meeting	Last Meeting
Oregon	2	0	2008-09	2009-10	West Virginia	0	2	1983-84	2003-04
Pacific	0	1	1989-90	1989-90	Western Carolina	6	0	1984-85	2013-14
Pennsylvania	2	0	1982-83	1982-83	Western Michigan	1	0	1999-00	1999-00
Penn State	1	0	2009-10	2009-10	William & Mary	3	0	1990-91	2003-04
Pepperdine	1	0	1986-87	1986-87	Winston-Salem State	1	0	2006-07	2006-07
Piedmont	4	2	1976-77	1978-79	Winthrop	4	0	1988-89	2009-10
Pittsburgh	1	2	1999-00	2014-15	Wisconsin-Green Bay	1	2	1991-92	2014-15
Portland State	2	0	2010-11	2013-14	Wisconsin-Milwaukee	1	0	2012-13	2012-13
Prairie View A&M	1	0	2010-11	2010-11					
Presbyterian	2	0	1984-85	1985-86					
Princeton	2	0	2003-04	2004-05					
Purdue	0	2	2006-07	2012-13					
Queens College	1	0	1983-84	1983-84					
Quinnipiac	1	0	2012-13	2012-13					
Richmond	2	0	1985-86	1988-89					
Rider	2	1	1990-91	1993-94					
Rollins	1	0	1976-77	1976-77					
Rutgers	0	1	2011-12	2011-12					
Sacred Heart	1	0	2011-12	2011-12					
SIU-Edwardsville	1	0	2011-12	2011-12					
St. Francis (Pa.)	1	0	2000-01	2000-01					
St. Francis Brooklyn	3	0	1998-99	2014-15					
St. John's	1	1	2002-03	2004-05					
St. Joseph's	1	0	1993-94	1993-94					
St. Leo's	1	0	1976-77	1976-77					
St. Mary's	1	1	1996-97	1997-98					
Samford	2	0	1998-99	2004-05					
San Diego	1	1	2005-06	2006-07					
San Francisco	0	1	1989-90	1989-90					
San Jose State	1	0	1996-97	1996-97					
Santa Clara	1	1	1989-90	1991-92					
Savannah State	3	2	1974-75	2009-10					
Seton Hall	3	0	1986-87	2009-10					
Shorter	1	5	1974-75	1981-82					
South Florida	5	0	1982-83	1990-91					
Southern	0	2	1987-88	2001-02					
Southern Mississippi	1	0	1999-00	1999-00					
Southern Utah	2	0	1989-90	2013-14					
Southwest Missouri St.	1	0	2003-04	2003-04					
Spelman	6	0	1976-77	1977-78					
Stetson	4	0	1982-83	1993-94					
Syracuse	0	3	2012-13	2014-15					
Temple	2	2	1989-90	2007-08					
Tennessee	0	6	1986-87	2013-14					
Tennessee State	2	0	1989-90	2010-11					
Tennessee Tech	1	0	2008-09	2008-09					
Tennessee Temple	5	3	1975-76	1978-79					
Tennessee Wesleyan	0	2	1976-77	1976-77					
Texas	0	1	2008-09	2008-09					
UT-Arlington	1	0	2008-09	2008-09					
Tift College	6	7	1974-75	1980-81					
Troy	2	0	2005-06	2008-09					
Tulane	4	0	1977-78	2008-09					
Tulsa	1	1	2004-05	2005-06					
UAB	5	1	1985-86	2005-06					
UCF	2	0	2002-03	2003-04					
UCLA	0	1	1994-95	1994-95					
USC Upstate	1	0	2007-08	2007-08					
Utah State	1	0	1986-87	1980-87\					
UTEP	1	0	2013-14	2013-14					
Valdosta State	0	4	1979-80	1980-81					
Vanderbilt	2	4	1978-79	2006-07					
Villanova	1	1	1982-83	2014-15					
Virginia	16	53	1979-80	2014-15					
VCU	1	0	1987-88	1987-88					
Virginia Tech	8	5	2002-03	2014-15					
Wagner	2	0	1984-85	2000-01					
Wake Forest	40	24	1979-80	2014-15					
Washington	2	0	2010-11	2012-13					
Weber State	1	0	1998-99	1998-99					
West Georgia	2	3	1975-76	1984-85					

HISTORY

GEORGIA TECH VS. THE CONFERENCES

America East	4-0	1.000	Seton Hall	3-0	1.000	Ivy League	8-0	1.000
Hofstra	3-0	1.000	St. John's	1-1	.500	Columbia	1-0	1.000
Maine	1-0	1.000	Syracuse**	0-1	.000	Cornell	2-0	1.000
			Villanova	1-1	.500	Dartmouth	1-0	1.000
Atlantic Coast	202-373	.351	Virginia Tech**	0-1	.000	Pennsylvania	2-0	1.000
Boston College**	6-5	.545	West Virginia**	0-2	.000	Princeton	2-0	1.000
Clemson	32-43	.427						
Duke	8-59	.119	Big Sky	5-0	1.000	MAAC	8-1	.888
Florida State**	19-22	.463	Eastern Wash.	1-0	1.000	Fairfield	1-0	1.000
Louisville**	0-1	.000	Portland State	2-0	1.000	Iona	1-0	1.000
Maryland**	18-49	.269	Southern Utah	1-0	1.000	Manhattan	2-0	1.000
Miami (Fla.)**	13-9	.591	Weber State	1-0	1.000	Marist	2-0	1.000
North Carolina	18-55	.247				Rider	2-1	.667
NC State	23-43	.348	Big South	14-1	.933	MEAC	11-0	1.000
Notre Dame**	0-3	.000	Charleston Southern	4-0	1.000	Coppin State	2-0	1.000
Pittsburgh**	1-1	.500	Coastal Carolina	1-0	1.000	Florida A&M	2-0	1.000
Syracuse **	0-2	.000	Elon	1-0	1.000	Hampton	2-0	1.000
Virginia	16-53	.232	UNC Asheville	4-1	.800	Howard	1-0	1.000
Virginia Tech**	8-4	.667	Winthrop	4-0	1.000	Md.-Eastern Shore	1-0	1.000
Wake Forest	40-24	.625				Morgan State	1-0	1.000
			Big West	3-1	.750	North Carolina A&T	1-0	1.000
Atlantic Sun	52-18	.743	Boise State**	1-0	1.000	Winston-Salem St.	1-0	1.000
Campbell	0-1	.000	Cal Santa Barbara	1-0	1.000			
Florida Atlantic	1-0	1.000	Pacific	0-1	.000	Metro	1-1	.500
Florida Gulf Coast	1-0	1.000	Utah State	1-0	1.000	Florida State**	1-1	.500
Fla. International**	1-0	1.000						
Georgia State**	17-11	.607	Colonial	18-4	.818	Mid American	4-0	1.000
Jacksonville	1-0	1.000	American	0-2	.000	Bowling Green	1-0	1.000
Kennesaw State**	8-0	1.000	Drexel	1-0	1.000	Marshall	1-0	1.000
Lipscomb	1-0	1.000	Georgia State**	7-0	1.000	Miami (Ohio)	1-0	1.000
Mercer	14-6	.700	James Madison	1-0	1.000	Western Michigan	1-0	1.000
Samford	2-0	1.000	UNC Wilmington	1-0	1.000			
Stetson	4-0	1.000	Old Dominion	2-2	.500	Mid-Continent	1-0	1.000
UCF	2-0	1.000	Richmond	2-0	1.000	Southern Utah	1-0	1.000
			VCU	1-0	1.000			
Atlantic 10	9-2	.818	William & Mary	3-0	1.000	Missouri Valley	2-1	.667
Fordham	5-0	1.000				Drake	0-1	.000
UMass	1-0	1.000	Conference USA	20-3	.870	Loyola Chicago	1-0	1.000
St. Joseph's	1-0	1.000	Charlotte	1-0	1.000	SW Missouri St.	1-0	1.000
Temple	2-2	.500	East Carolina	1-2	.333			
			Louisiana Tech	1-0	1.000	Northeast	14-0	1.000
Big Ten	12-7	.632	South Florida	5-0	1.000	Long Island	3-0	1.000
Illinois	2-0	1.000	Southern Mississippi	1-0	1.000	Monmouth	2-0	1.000
Iowa	2-0	1.000	Tulane	4-0	1.000	Mount Saint Mary's	1-0	1.000
Michigan State	1-1	.500	Tulsa**	1-0	1.000	Quinnipiac**	1-0	1.000
Minnesota	2-2	.500	UAB	5-1	.833	Sacred Heart	1-0	1.000
Nebraska**	1-0	1.000	UTEP	1-0	1.000	St. Francis (Pa.)	1-0	1.000
Northwestern	3-1	.750				St. Francis (N.Y.)	3-0	1.000
Ohio State	0-1	.000	CVAC	1-1	.500	Wagner	2-0	1.000
Penn State	1-0	1.000	Erskine	0-1	.000			
Purdue	0-2	.000	Queens College	1-0	1.000	Ohio Valley	4-0	1.000
						Jacksonville State	1-0	1.000
Big 12	3-8	.272	ECAC	3-0	1.000	Tennessee State	2-0	1.000
Baylor	0-1	.000	Gordon	2-0	1.000	SIU-Edwardsville	1-0	1.000
Colorado**	1-0	1.000	New Hampshire	1-0	1.000			
Iowa State	0-1	.000				Pacific West	0-1	.000
Kansas State	0-2	.000	GAC	10-10	.500	Alaska-Anchorage	0-1	.000
Missouri**	1-0	1.000	Ga. Southwestern	4-0	1.000			
Nebraska**	1-0	1.000	North Georgia	1-3	.250	Pacific-12	6-1	.857
Oklahoma	0-1	.000	Piedmont	4-2	.667	Arizona	2-0	1.000
Oklahoma State	0-2	.000	Shorter	1-5	.167	Oregon	2-0	1.000
Texas	0-1	.000				UCLA	0-1	.000
			Gulf South	4-7	.364	Washington	2-0	1.000
Big East	11-15	.423	Miss. U. for Women	2-0	1.000			
Boston College**	2-0	1.000	Valdosta State	0-4	.000	Patriot	6-0	1.000
Connecticut	0-2	.000	West Georgia	2-3	.400	Army	3-0	1.000
DePaul	1-0	1.000				Lafayette	3-0	1.000
Georgetown	1-1	.500	Horizon League	2-3	.400			
Marquette	2-0	1.000	Butler	0-1	.000			
Miami (Fla.)**	0-3	.000	Green Bay	1-2	.000			
Notre Dame**	0-1	.000	UW-Milwaukee	1-0	1.000			
Pittsburgh**	0-1	.000						
Rutgers	0-1	.000						

GEORGIA TECH VS. THE CONFERENCES

Peachbelt	10-10	.500
Armstrong State	4-1	.800
Augusta College	1-8	.111
Georgia College	3-1	.750
Kennesaw State**	1-0	1.000
USC Upstate	1-0	1.000

SIAC	1-8	.111
Albany State	1-5	.833
Fort Valley State	0-1	.000
Savannah**	0-2	.000

South Atlantic	2-1	.667
Mars Hill	0-1	.000
Presbyterian	2-0	1.000

Southeastern	8-57	.123
Alabama	0-3	.000
Arkansas	0-2	.000
Auburn	0-3	.000
Florida	1-0	1.000
Georgia	4-33	.108
Kentucky	0-1	.000
LSU	0-1	.000
Mississippi State	1-4	.200
Tennessee	0-6	.000
Vanderbilt	2-4	.333

Southern	47-13	.783
Appalachian State	6-1	.833
Chattanooga	14-2	.867
Coll. of Charleston	2-0	1.000
Davidson	3-1	.500
East Tenn. State	4-0	1.000
Furman	8-2	.800
Georgia Southern	4-7	.300
Western Carolina	6-0	1.000

Southland	4-0	1.000
Central Arkansas	2-0	1.000
McNeese State	1-0	1.000
UT-Arlington	1-0	1.000

SWAC	18-2	.900
Alabama A&M	1-0	1.000
Alabama State	4-0	1.000
Alcorn State	4-0	1.000
Arkansas Pine Bluff	1-0	1.000
Grambling State	2-0	1.000
Jackson State	1-0	1.000
Miss. Valley State	4-0	1.000
Prairie View A&M	1-0	1.000
Southern	0-2	.000

Sun Belt	7-1	.875
Ark. Little Rock	0-1	.000
Arkansas State	1-0	1.000
Florida International	2-0	1.000
Middle Tenn. State	2-0	1.000
Troy	2-0	1.000

Sunshine State	2-0	1.000
Rollins	1-0	1.000
St. Leo's	1-0	1.000

Transouth	0-5	.000
Berry	0-5	.000

Western Athletic	3-1	.750
Fresno State	1-0	1.000
Hawaii	1-0	1.000
San Jose State	1-0	1.000
Tulsa**	0-1	.000

West Coast	5-4	.556
Loyola Marymount	1-0	1.000
Pepperdine	1-0	1.000
St. Mary's	1-1	.500
San Diego	1-1	.500
San Francisco	0-1	.000
Santa Clara	1-1	.500

Independent	25-3	.893
Auburn-Montgomery	4-0	1.000
Belmont	1-0	1.000
Chicago State	1-0	1.000
Longwood	2-0	1.000
Morris Brown	3-0	1.000
Savannah State	3-0	1.000
Spelman	6-0	1.000
Tennessee Temple	5-3	.625

Division II	7-0	1.000
Atlanta Christian	4-0	1.000
Converse	3-0	1.000

Division III	2-0	1.000
Maryville	2-0	1.000

NAIA	12-2	.857
Bryan	4-0	1.000
Covenant	8-0	1.000
Tenn. Wesleyan	0-2	.000

** Record against teams as members of conference.

JOSEPH AGAINST OPPONENTS

Opponent	Wins	Losses	Pct.
Alabama A&M	1	0	1.000
Alabama State	4	0	1.000
Alcorn State	3	0	1.000
Appalachian State	2	0	1.000
Arizona	1	0	1.000
Arkansas	0	1	0.000
Arkansas Little Rock	0	1	0.000
Arkansas-Pine Bluff	1	0	1.000
Army	1	0	1.000
Baylor	0	1	0.000
Boston College	6	5	0.545
Bowling Green	1	0	1.000
Central Arkansas	2	0	1.000
Central Florida	1	0	1.000
Chicago State	1	0	1.000
Clemson	20	6	0.769
College of Charleston	2	0	1.000
Connecticut	0	2	0.000
Coppin State	1	0	1.000
Davidson	2	0	1.000
DePaul	1	0	1.000
Duke	1	16	0.059
Elon	1	0	1.000
Florida A&M	2	0	1.000
Florida Atlantic	1	0	1.000
Florida Gulf Coast	1	0	1.000
Florida International	2	0	1.000
Florida State	6	9	0.400
Georgia	3	9	0.250
Georgia Southern	1	0	1.000
Georgia State	9	0	1.000
Georgetown	1	1	0.500
Grambling State	2	0	1.000
Green Bay	0	2	0.000
Hampton	2	0	1.000
Illinois	1	0	1.000
Iowa	2	0	1.000
Iowa State	0	1	0.000
Jackson State	1	0	1.000
Jacksonville	1	0	1.000
Jacksonville State	1	0	1.000
James Madison	1	0	1.000
Kennesaw State	8	0	1.000
Kentucky	0	1	0.000
Lipscomb	1	0	1.000
Long Island	1	0	1.000
Longwood	2	0	1.000
LSU	0	1	0.000
Louisiana Tech	1	0	1.000
Louisville	0	1	0.000
Loyola Chicago	1	0	1.000
Marquette	2	0	1.000
Maryland	4	15	0.211
Massachusetts	1	0	1.000
McNeese State	1	0	1.000
Mercer	2	0	1.000
Miami (FL)	13	9	0.591
Michigan State	1	1	0.500
Middle Tennessee State	2	0	1.000
Minnesota	0	1	0.000
Mississippi State	1	1	0.500
Mississippi Valley State	4	0	1.000
Missouri	1	0	1.000
Morgan State	1	0	1.000
Nebraska	1	0	1.000
North Carolina	7	15	0.318
North Carolina A&T	1	0	1.000
North Carolina State	9	7	0.563
Northwestern	3	0	1.000
Notre Dame	0	3	0.000
Ohio State	0	1	0.000
Oklahoma	0	1	0.000

Opponent	Wins	Losses	Pct.
Oklahoma State	0	2	0.000
Old Dominion	2	2	0.500
Ole Miss	0	1	0.000
Oregon	2	0	1.000
Penn State	1	0	1.000
Pittsburgh	1	1	0.500
Purdue	0	2	0.000
Prairie View A&M	1	0	1.000
Princeton	2	0	1.000
Portland State	2	0	1.000
Quinnipiac	1	0	1.000
Rutgers	0	1	0.000
Sacred Heart	1	0	1.000
Samford	1	0	1.000
San Diego	1	1	0.500
Savannah State	3	0	1.000
Seton Hall	1	0	1.000
SIU-Edwardsville	1	0	1.000
South Carolina Upstate	1	0	1.000
Southern Utah	1	0	1.000
St. Francis (Brooklyn)	1	0	1.000
St. John's	0	1	0.000
SW Missouri St.	1	0	1.000
Syracuse	0	3	0.000
Temple	1	1	0.500
Tennessee	0	3	0.000
Tennessee State	1	0	1.000
Tennessee Tech	1	0	1.000
Texas	0	1	0.000
Texas Arlington	1	0	1.000
Troy	2	0	1.000
Tulane	2	0	1.000
Tulsa	1	1	0.500
UAB	2	0	1.000
UTEP	1	0	1.000
Vanderbilt	0	1	0.000
Villanova	1	0	1.000
Virginia	9	7	0.563
Virginia Tech	8	4	0.667
Wake Forest	13	5	0.722
Washington	2	0	1.000
West Virginia	0	1	0.000
Western Carolina	1	0	1.000
William & Mary	1	0	1.000
Winston-Salem State	1	0	1.000
Winthrop	2	0	1.000
UW-Milwaukee	1	0	1.000
Total	232	149	0.609

SERIES HISTORY

ALABAMA

ALABAMA LEADS 3-0

DATE	H/A	RESULT	SCORE
11/23/82	h	L	56-63
11/30/83	a	L	49-79
12/29/92	n	L	101-103 (ot)

SERIES

Home: 0-1, Away: 0-1, Neutral: 0-0

ALABAMA A&M

GT LEADS 1-0

DATE	H/A	RESULT	SCORE
12/7/13	h	W	93-56

SERIES

Home: 1-0, Away: 0-0, Neutral: 0-0

ALABAMA STATE

GT LEADS 4-0

DATE	H/A	RESULT	SCORE
12/30/05	h	W	76-46
11/11/11	h	W	97-37
12/29/13	h	W	99-58
12/17/14	h	W	77-53

SERIES

Home: 4-0, Away: 0-0, Neutral: 0-0

ALASKA ANCHORAGE

ALASKA ANCHORAGE LEADS 1-0

DATE	H/A	RESULT	SCORE
12/20/94	a	L	85-87

SERIES

Home: 0-0, Away: 0-1, Neutral: 0-0

ALBANY STATE

ALBANY STATE LEADS 1-5

DATE	H/A	RESULT	SCORE
1975-76		L	33-93
		L	22-105
1/3/80	h	L	74-75
1/26/80	a	L	84-89
1/14/81	a	L	73-85
1/28/81	h	W	74-69

SERIES

Home: 1-1, Away: 0-2, Neutral: 0-0

ALCORN STATE

GT LEADS 4-0

DATE	H/A	RESULT	SCORE
11/22/91	n	W	98-69
12/31/04	h	W	62-43
12/29/06	h	W	76-54
12/16/12	h	W	76-49

SERIES

Home: 3-0, Away: 0-1, Neutral: 1-0

AMERICAN

AMERICAN LEADS 2-0

DATE	H/A	RESULT	SCORE
11/15/97	a	L	66-82
11/15/98	h	L	67-87

SERIES

Home: 0-1, Away: 0-1, Neutral: 0-0

APPALACHIAN STATE

GT LEADS 6-1

DATE	H/A	RESULT	SCORE
12/13/88	h	L	59-83
2/14/92	a	W	95-73
12/18/92	h	W	110-72
1/1/96	h	W	95-68
12/3/96	a	W	88-80(ot)
11/27/05	h	W	68-45
11/14/06	a	W	79-53

SERIES

Home: 3-1, Away: 3-0, Neutral: 0-0

ARIZONA

GT LEADS 2-0

DATE	H/A	RESULT	SCORE
1/7/85	h	W	65-59
12/20/09	h	W	70-48

SERIES

Home: 2-0, Away: 0-0, Neutral: 0-0

ARKANSAS

ARKANSAS LEADS 2-0

DATE	H/A	RESULT	SCORE
3/21/00	a	L	67-78
2/13/05	n	L	59-71

SERIES

Home: 0-0, Away: 0-1, Neutral: 0-1

ARKANSAS LITTLE ROCK

ALR LEADS 1-0

DATE	H/A	RESULT	SCORE
3/21/10	n	L	53-63

SERIES

Home: 0-0, Away: 0-0, Neutral: 0-1

ARKANSAS-PINE BLUFF

GT LEADS 1-0

DATE	H/A	RESULT	SCORE
11/20/05	h	W	74-36

SERIES

Home: 1-0, Away: 0-0, Neutral: 0-0

ARKANSAS STATE

GT LEADS 1-0

DATE	H/A	RESULT	SCORE
12/1/01	n	W	77-52

SERIES

Home: 0-0, Away: 0-0, Neutral: 1-0

ARMSTRONG STATE

GT LEADS 4-1

DATE	H/A	RESULT	SCORE
1976-77		W	57-54
1977-78		W	90-36
		W	90-73
1/6/79	a	W	80-71
1/27/79	h	L	51-61

SERIES

Home: 0-1, Away: 1-0, Neutral: 0-0

ARMY

GT LEADS 3-0

DATE	H/A	RESULT	SCORE
12/5/91	a	W	71-55
12/21/94	n	W	85-51
1/2/10	h	W	76-47

SERIES

Home: 1-0, Away: 1-0, Neutral: 1-0

ATLANTA CHRISTIAN

GT LEADS 4-0

DATE	H/A	RESULT	SCORE
1975-76		W	55-23
		W	90-14
1976-77		W	93-52
		W	99-34

SERIES

Home: 0-0, Away: 0-0, Neutral: 0-0

AUBURN

AUBURN LEADS 3-0

DATE	H/A	RESULT	SCORE
1975-76		L	28-89
		L	28-78
12/30/97	h	L	41-70

SERIES

Home: 0-1, Away: 0-0, Neutral: 0-0

AUBURN-MONTGOMERY

GT LEADS 4-0

DATE	H/A	RESULT	SCORE
12/30/86	h	W	74-58
2/10/88	h	W	89-72
2/13/89	h	W	80-57
1/8/90	h	W	89-63

SERIES

Home: 4-0, Away: 0-0, Neutral: 0-0

AUGUSTA COLLEGE

AUGUSTA COLLEGE LEADS 8-1

DATE	H/A	RESULT	SCORE
1974-75		L	14-67
		L	26-49
1975-76		L	20-80
		L	28-71
1976-77		L	47-48
1977-78		L	65-84
		W	78-62
1/5/79	a	L	54-58
2/8/79	h	L	72-73

SERIES

Home: 0-1, Away: 0-1, Neutral: 0-0

BAYLOR

BAYLOR LEADS 1-0

DATE	H/A	RESULT	SCORE
3/24/12	n	L	68-83

SERIES

Home: 0-0, Away: 0-0, Neutral: 0-1

BELMONT

GT LEADS 1-0

DATE	H/A	RESULT	SCORE
1/24/98	h	W	76-64

SERIES

Home: 1-0, Away: 0-0, Neutral: 0-0

BERRY

BERRY LEADS 5-0

DATE	H/A	RESULT	SCORE
1974-75		L	31-105
1975-76		L	13-107
	n	L	41-109
1978-79	n	L	68-92
11/24/81	h	L	61-82

SERIES

Home: 0-1, Away: 0-0, Neutral: 0-2

BOISE STATE

GT LEADS 1-0

DATE	H/A	RESULT	SCORE
2/25/90	n	W	93-66

SERIES

Home: 0-0, Away: 0-0, Neutral: 1-0

BOSTON COLLEGE

GT LEADS 8-5

DATE	H/A	RESULT	SCORE
12/28/91	n	W	97-61
11/29/97	h	W	81-79
2/9/06	a	L	55-57
1/25/07	h	W	60-49
2/18/08	a	L	53-62
1/8/09	h	L	64-65(ot)
1/17/10	a	L	51-77
1/23/11	h	W	67-54
1/15/12	a	W	68-58
2/19/12	h	W	85-48
3/3/13	a	L	68-74
3/2/14	h	W	84-74
1/8/15	a	W	80-77

SERIES

Home: 5-1, Away: 2-4, Neutral: 1-0

BOWLING GREEN

GT LEADS 1-0

DATE	H/A	RESULT	SCORE
3/19/11	n	W	69-58

SERIES

Home: 0-0, Away: 0-0, Neutral: 1-0

BRYAN

GT LEADS 4-0

DATE	H/A	RESULT	SCORE
1976-77		W	51-39
		W	57-46
1977-78		W	55-29
		W	81-44

SERIES

Home: 0-0, Away: 0-0, Neutral: 0-0

BUTLER

BUTLER LEADS 1-0

DATE	H/A	RESULT	SCORE
12/2/94	h	L	66-67

SERIES

Home: 0-1, Away: 0-0, Neutral: 0-0

CAL SANTA BARBARA

GT LEADS 1-0

DATE	H/A	RESULT	SCORE
11/28/86	h	W	84-48

SERIES

Home: 1-0, Away: 0-0, Neutral: 0-0

SERIES HISTORY

CAMPBELL

CAMPBELL LEADS 1-0

DATE	H/A	RESULT	SCORE
12/20/90	n	L	75-82

SERIES

Home: 0-0, Away: 0-0, Neutral: 0-1

CENTRAL ARKANSAS

GT LEADS 2-0

DATE	H/A	RESULT	SCORE
12/21/11	n	W	67-61
12/14/14	h	W	88-50

SERIES

Home: 1-0, Away: 0-0, Neutral: 1-0

CENTRAL FLORIDA

GT LEADS 2-0

DATE	H/A	RESULT	SCORE
12/15/02	a	W	62-58
12/14/03	h	W	70-48

SERIES

Home: 1-0, Away: 1-0, Neutral: 0-0

CHARLESTON SOUTHERN

CHARLESTON SOUTHERN LEADS 4-0

DATE	H/A	RESULT	SCORE
11/28/97	h	W	87-64
12/7/99	h	W	103-65
1/30/01	h	W	94-65
1/29/02	h	W	79-52

SERIES

Home: 4-0, Away: 0-0, Neutral: 0-0

CHARLOTTE

GT LEADS 1-0

DATE	H/A	RESULT	SCORE
11/15/02	h	W	67-57

SERIES

Home: 1-0, Away: 0-0, Neutral: 0-0

CHATTANOOGA

GT LEADS 14-2

DATE	H/A	RESULT	SCORE
11/30/85	h	L	69-76
2/5/86	h	W	82-77
12/2/86	h	W	69-60
2/28/88	a	L	76-79
1/2/89	h	W	74-71
12/31/89	a	W	94-82
1/16/91	h	W	98-73
11/30/91	h	W	114-57
2/24/93	a	W	68-67(ot)
1/5/94	h	W	71-70
12/15/94	a	W	74-71
12/13/95	h	W	81-62
1/8/97	a	W	72-56
12/1/97	h	W	70-42
12/16/98	a	W	94-60
3/18/00	a	W	81-74

SERIES

Home: 8-1, Away: 6-1, Neutral: 0-0

CHICAGO STATE

GT LEADS 1-0

DATE	H/A	RESULT	SCORE
12/29/07	h	W	57-31

SERIES

Home: 1-0, Away: 0-0, Neutral: 0-0

CLEMSON

CLEMSON LEADS 43-32

DATE	H/A	RESULT	SCORE
1/31/80	a	L	67-103
1/7/81	h	L	53-75
12/14/81	a	L	50-72
2/26/82	n	L	54-62
1/27/83	h	L	67-79
2/5/83	a	L	66-84
1/11/84	a	L	70-82
1/25/84	h	L	72-79
1/9/85	h	L	81-84(ot)
2/11/85	a	L	75-95
12/16/85	h	L	80-90
1/18/86	a	L	73-84
1/22/87	a	W	81-78
2/23/87	h	W	82-66
1/27/88	a	L	72-94
2/3/88	h	L	74-90
1/18/89	a	L	56-83
2/22/89	h	L	62-89
3/4/89	n	L	74-94
1/24/90	a	L	69-77
2/12/90	h	L	75-80
1/23/91	h	L	61-62
2/11/91	a	L	64-76
1/22/92	h	L	69-73
2/4/92	a	W	59-57
3/8/92	n	W	74-73
12/16/92	h	W	86-68 (Omni)
1/26/93	a	L	80-85
3/6/93	n	L	66-87
1/26/94	a	L	52-77
2/25/94	h	L	51-55
1/26/95	a	L	56-68
2/25/95	h	W	68-60
1/25/96	h	W	55-38
2/25/96	a	W	72-62
1/13/97	h	L	59-67
2/8/97	a	L	50-52
1/22/98	a	L	56-79
2/22/98	h	L	58-89
1/10/99	h	L	56-61
2/11/99	a	L	41-69
12/4/99	h	W	81-62
1/31/00	a	L	43-72
1/18/01	h	L	64-72
2/19/01	a	L	49-68
1/26/02	h	W	83-78
2/21/02	a	L	65-68
1/23/03	h	W	89-78(ot)
2/23/03	a	W	78-63
1/18/04	h	L	61-75
2/19/04	a	L	47-59
1/26/05	h	W	53-48
2/24/05	a	L	49-58
1/8/06	a	L	63-72
1/29/06	h	W	83-64
1/7/07	a	W	63-57
2/19/07	h	W	62-59
1/31/08	h	W	77-59
2/24/08	a	W	74-58
2/1/09	h	W	49-41
2/22/09	a	W	89-54
3/5/09	n	L	69-81
1/11/10	h	W	72-58
2/8/10	a	W	68-53
1/9/11	a	W	64-53
2/17/11	h	W	72-46
1/29/12	a	W	63-54
2/26/12	h	W	62-50
1/6/13	a	W	81-59

2/28/13	h	W	74-48
1/8/14	a	W	89-68
1/30/14	h	L	79-80(ot)
1/4/15	h	W	74-66
2/22/15	a	W	71-59
3/4/15	n	W	80-53

SERIES

Home: 16-17, Away: 14-22, Neutral: 2-4

COASTAL CAROLINA

GT LEADS 1-0

DATE	H/A	RESULT	SCORE
2/22/88	h	W	92-60

SERIES

Home: 1-0, Away: 0-0, Neutral: 0-0

COLLEGE OF CHARLESTON

GT LEADS 2-0

DATE	H/A	RESULT	SCORE
11/23/05	h	W	66-50
12/20/06	a	W	82-50

SERIES

Home: 1-0, Away: 1-0, Neutral: 0-0

COLORADO

GT LEADS 1-0

DATE	H/A	RESULT	SCORE
11/21/84	h	W	76-56

SERIES

Home: 1-0, Away: 0-0, Neutral: 0-0

CONNECTICUT

UCONN LEADS 2-0

DATE	H/A	RESULT	SCORE
11/16/08	a	L	71-82
11/21/10	h	L	51-71

SERIES

Home: 0-1, Away: 0-1, Neutral: 0-0

COLUMBIA

GT LEADS 1-0

DATE	H/A	RESULT	SCORE
1/22/86	h	W	87-69

SERIES

Home: 1-0, Away: 0-0, Neutral: 0-0

CONVERSE

GT LEADS 3-0

DATE	H/A	RESULT	SCORE
1977-78		W	83-62
		W	86-67
12/1/84	h	W	116-31

SERIES

Home: 1-0, Away: 0-0, Neutral: 0-0

COPPIN STATE

GT LEADS 2-0

DATE	H/A	RESULT	SCORE
1/15/92	h	W	100-42
11/8/13	h	W	79-57

SERIES

Home: 2-0, Away: 0-0, Neutral: 0-0

CORNELL

GT LEADS 2-0

DATE	H/A	RESULT	SCORE
12/3/94	h	W	90-66
11/24/00	h	W	74-68

SERIES

Home: 2-0, Away: 0-0, Neutral: 0-0

COVENANT

GT LEADS 8-0

DATE	H/A	RESULT	SCORE
1976-77		W	62-26
		W	59-37
1977-78		W	85-52
		W	69-50
1978-79	h	W	90-60
2/12/79	a	W	92-65
12/1/81	h	W	75-36
11/29/82		W	forfeit

SERIES

Home: 2-0, Away: 1-0, Neutral: 0-0

DARTMOUTH

GT LEADS 1-0

DATE	H/A	RESULT	SCORE
12/17/00	h	W	79-62

SERIES

Home: 1-0, Away: 0-0, Neutral: 0-0

DAVIDSON

GT LEADS 3-1

DATE	H/A	RESULT	SCORE
12/3/97	h	L	72-90
11/21/98	a	W	88-70
12/2/03	h	W	60-54
11/9/07	h	W	69-50

SERIES

Home: 2-1, Away: 1-0, Neutral: 0-0

DEKALB CENTRAL

DEKALB CENTRAL LEADS 2-0

DATE	H/A	RESULT	SCORE
1974-75		L	25-83
		L	49-94

SERIES

Home: 0-0, Away: 0-0, Neutral: 0-0

DEKALB SOUTH

GT LEADS 2-0

DATE	H/A	RESULT	SCORE
1974-75		W	56-48
		W	56-45

SERIES

Home: 0-0, Away: 0-0, Neutral: 0-0

DEPAUL

GT LEADS 1-0

DATE	H/A	RESULT	SCORE
3/17/07	n	W	55-54

SERIES

Home: 0-0, Away: 0-0, Neutral: 1-0

SERIES HISTORY

DRAKE

DRAKE LEADS 1-0

DATE	H/A	RESULT	SCORE
2/25/83	n	L	63-83

SERIES

Home: 0-0, Away: 0-0, Neutral: 0-1

DREXEL

GT LEADS 1-0

DATE	H/A	RESULT	SCORE
11/28/96	h	W	84-65

SERIES

Home: 1-0, Away: 0-0, Neutral: 0-0

DUKE

DUKE LEADS 59-8

DATE	H/A	RESULT	SCORE
1/13/79	a	L	55-70
1/21/80	h	L	71-72
2/6/81	a	L	51-74
11/27/81	a	L	50-62
2/6/82	h	W	64-61
1/3/83	h	L	43-55
1/31/83	a	L	40-80
1/7/84	h	L	72-74
2/11/84	a	L	61-69
1/12/85	h	L	58-65
1/25/85	a	L	67-75
1/11/86	h	L	69-78
1/25/86	a	L	61-77
1/26/87	a	L	66-85
2/7/87	h	L	72-86
1/15/88	a	L	71-77(ot)
1/30/88	h	L	71-80
1/28/89	a	W	97-94(ot)
2/25/89	h	L	71-78
1/13/90	a	L	68-72
1/27/90	h	W	78-74
1/26/91	h	L	79-93
2/24/91	a	L	76-89
1/3/92	a	L	76-80
3/2/92	h	W	75-53
1/29/93	a	W	86-80(ot)
2/26/93	h	W	72-67
1/14/94	a	L	59-77
2/27/94	h	W	61-56
1/18/95	h	L	71-80
2/18/95	a	L	68-77
1/17/96	a	L	66-78
2/17/96	h	L	55-70
12/12/96	a	L	65-74
1/27/97	h	L	58-83
1/4/98	a	L	56-87
2/5/98	h	L	55-58
2/27/98	n	L	56-100
1/7/99	a	L	46-113
2/7/99	h	L	73-74
1/9/00	h	L	45-64
2/11/00	a	L	51-83
3/5/00	n	L	56-77
1/11/01	a	L	83-86
2/12/01	h	L	54-74
12/30/01	h	L	60-76
1/31/02	a	L	50-86
1/13/03	h	L	59-79
2/13/03	a	L	43-82
3/9/03	n	L	52-76
1/8/04	h	L	45-77
2/7/04	a	L	41-81
1/17/05	a	L	59-82
2/20/05	h	L	55-73
1/11/06	h	L	59-67
1/10/07	a	L	51-83
1/24/08	h	L	47-73
1/25/09	a	L	34-60
2/19/10	h	L	50-64

3/6/10	n	L	55-67
1/21/11	a	L	32-69
3/5/11	n	L	66-74
1/18/12	h	L	62-79
12/6/12	a	L	52-85
1/5/14	h	L	47-64
3/7/14	n	L	52-82
2/26/15	h	W	71-62

SE/RIES

Home: 6-25, Away: 2-28, Neutral: 0-6

EAST CAROLINA

EAST CAROLINA LEADS 2-1

DATE	H/A	RESULT	SCORE
1/24/82	h	L	46-80
2/5/84	a	L	56-61(ot)
12/31/02	h	W	88-75

SERIES

Home: 1-1, Away: 0-1, Neutral: 0-0

EAST TENNESSEE ST

GT LEADS 4-0

DATE	H/A	RESULT	SCORE
11/24/90	h	W	89-62
2/3/93	h	W	88-55
2/9/94	a	W	88-73
11/29/02	h	W	85-35

SERIES

Home: 3-0, Away: 1-0, Neutral: 0-0

EASTERN WASHINGTON

GT LEADS 1-0

DATE	H/A	RESULT	SCORE
11/24/01	h	W	91-36

SERIES

Home: 1-0, Away: 0-0, Neutral: 0-0

ELON

GT LEADS 2-0

DATE	H/A	RESULT	SCORE
11/26/99	h	W	85-53
3/19/15	h	W	80-53

SERIES

Home: 2-0, Away: 0-0, Neutral: 0-0

EMORY

GT LEADS 1-0

DATE	H/A	RESULT	SCORE
1974-75		W	52-28

SERIES

Home: 0-0, Away: 0-0, Neutral: 0-0

ERSKINE

ERSKINE LEADS 1-0

DATE	H/A	RESULT	SCORE
1/18/79	h	L	54-74

SERIES

Home: 0-1, Away: 0-0, Neutral: 0-0

FAIRFIELD

GT LEADS 1-0

DATE	H/A	RESULT	SCORE
12/30/94	a	W	111-66

SERIES

Home: 0-0, Away: 1-0, Neutral: 0-0

FLORIDA

GT LEADS 1-0

DATE	H/A	RESULT	SCORE
12/5/86	n	W	82-72

SERIES

Home: 0-0, Away: 0-0, Neutral: 1-0

FLORIDA ATLANTIC

GT LEADS 1-0

DATE	H/A	RESULT	SCORE
11/21/03	a	W	73-62

SERIES

Home: 0-0, Away: 1-0, Neutral: 0-0

FLORIDA A&M

GT LEADS 2-0

DATE	H/A	RESULT	SCORE
12/31/03	h	W	84-45
12/30/08	h	W	77-42

SERIES

Home: 2-0, Away: 0-0, Neutral: 0-0

FLORIDA GULF COAST

GT LEADS 1-0

DATE	H/A	RESULT	SCORE
11/21/09	h	W	58-48

SERIES

Home: 1-0, Away: 0-0, Neutral: 0-0

FLORIDA INTERNATIONAL

GT LEADS 3-0

DATE	H/A	RESULT	SCORE
12/16/80	a	W	79-43
12/29/09	a	W	68-57
12/30/12	a	W	65-63

SERIES

Home: 0-0, Away: 3-0, Neutral: 0-0

FLORIDA STATE

FSU LEADS 23-20

DATE	H/A	RESULT	SCORE
1974-75	a	L	22-58
11/20/80	h	W	97-84
12/11/91	a	W	70-68
1/11/92	h	L	66-77
1/18/93	h	L	71-79
2/12/93	a	W	61-46
12/18/93	a	W	65-62
2/1/94	h	W	63-51
1/23/95	h	L	58-60
1/30/95	a	W	68-57
1/22/96	h	W	97-65
1/31/96	a	L	85-90(3ot)
2/29/96	n	L	51-64
1/21/97	h	W	75-51
2/10/97	a	W	68-60
1/18/98	h	L	53-88
2/19/98	a	L	56-77
1/2/99	h	W	92-70
1/31/99	a	W	86-78
1/16/00	a	L	64-93
2/17/00	h	L	74-77
1/5/01	h	L	65-66
2/5/01	a	L	69-89
12/5/01	h	L	78-87
1/20/02	a	W	73-56
1/20/03	a	L	47-66
2/19/03	h	W	86-56
3/8/03	n	W	64-59
1/2/04	h	W	66-59

1/25/04	a	W	73-62
1/6/05	a	W	59-58
2/27/05	h	L	49-51
2/2/06	h	L	54-59
2/9/07	a	L	52-63
2/3/08	h	W	83-73
1/18/09	a	L	49-59
2/15/10	h	L	59-69
2/11/11	a	L	60-73
1/22/12	a	W	79-55
1/3/13	h	L	78-85
1/25/13	a	L	71-76
2/27/14	a	W	86-78
2/1/15	h	W	79-71

SERIES

Home: 8-12, Away: 11-10, Neutral: 1-1

FORDHAM

GT LEADS 5-0

DATE	H/A	RESULT	SCORE
12/28/84	n	W	77-56
12/6/87	a	W	79-78
12/30/92	n	W	69-68
12/8/01	a	W	51-49
12/21/02	h	W	69-53

SERIES

Home: 1-0, Away: 2-0, Neutral: 2-0

FORT VALLEY

FORT VALLEY LEADS 1-0

DATE	H/A	RESULT	SCORE
1974-75	n	L	39-76

SERIES

Home: 0-0, Away: 0-0, Neutral: 0-1

FRESNO STATE

GT LEADS 1-0

DATE	H/A	RESULT	SCORE
12/30/00	h	W	87-56

SERIES

Home: 1-0, Away: 0-0, Neutral: 0-0

FURMAN

GT LEADS 8-2

DATE	H/A	RESULT	SCORE
1977-78		L	77-79
1/12/79	a	W	88-68
1/14/80	h	W	98-50
2/16/81	a	W	83-54
12/31/85	h	W	85-81
11/25/89	h	L	92-108
12/21/90	a	W	89-85
2/16/93	h	W	86-72
1/19/94	a	W	79-63
11/28/94	h	W	78-60

SERIES

Home: 3-1, Away: 4-0, Neutral: 0-0

GEORGETOWN

SERIES TIED 1-1

DATE	H/A	RESULT	SCORE
11/25/10	n	L	58-67
3/20/12	n	W	76-64

SERIES

Home: 0-0, Away: 0-0, Neutral: 1-1

SERIES HISTORY

GEORGIA

GEORGIA LEADS 33-4

DATE	H/A	RESULT	SCORE
1974-75	a	L	38-96
1975-76	a	L	22-77
	a	L	35-60
11/30/79	a	L	78-97
1/16/80	h	L	77-78
11/28/80	h	L	51-91
1/12/81	a	L	53-79
2/26/81	n	L	70-89
12/4/81	a	L	43-86
2/8/82	h	L	52-69
12/4/82	a	L	56-90
12/2/83	n	L	52-89
11/29/84	h	L	69-100
12/2/85	a	L	58-93
1/29/87	h	L	57-72
12/2/87	a	L	71-92
11/28/88	h	L	58-73
11/29/89	a	L	70-85
12/15/93	n	L	52-67
12/13/94	n	L	81-113
1/18/99	n	L	82-88
1/20/00	n	L	58-86
12/8/00	n	L	61-78
12/27/01	n	L	52-69
12/27/02	n	W	65-61
12/27/03	n	L	62-78
12/3/04	h	W	55-49
12/4/05	a	L	66-72
12/3/06	h	L	69-79
12/2/07	a	L	64-71
12/5/08	h	W	57-42
12/6/09	a	L	50-56
12/5/10	h	W	69-53
12/4/11	a	L	68-75
12/2/12	h	L	50-60
11/24/13	a	L	56-63
11/23/14	h	L	57-64

SERIES

Home: 3-9, Away: 0-15, Neutral: 1-9

GEORGIA BAPTIST

GT LEADS 5-1

DATE	H/A	RESULT	SCORE
1974-75		L	38-50
1976-77		W	68-47
		W	63-40
		W	60-46
1977-78		W	100-38
		W	88-43

SERIES

Home: 0-0, Away: 0-0, Neutral: 0-0

GEORGIA COLLEGE

GT LEADS 3-1

DATE	H/A	RESULT	SCORE
1977-78		L	79-86
		W	83-70
11/18/78	h	W	85-49
12/9/78	a	W	86-50

SERIES

Home: 1-0, Away: 1-0, Neutral: 0-0

GEORGIA SOUTHERN

GSU LEADS 7-4

DATE	H/A	RESULT	SCORE
11/14/79	a	L	56-62
1/5/80	h	L	77-81
2/21/80	n	L	51-87
1/31/81	a	L	60-87
2/24/81	h	L	64-80
2/13/85	h	W	75-57

2/13/86	h	W	79-71
1/15/87	a	L	65-75
12/2/88	n	L	60-61
12/12/94	h	W	79-66
12/9/07	h	W	78-50

SERIES

Home: 4-2, Away: 0-3, Neutral: 0-2

GEORGIA SOUTHWESTERN

GT LEADS 4-0

DATE	H/A	RESULT	SCORE
1/29/79	h	W	67-42
2/16/79	a	W	90-68
11/19/81	h	W	78-56
12/2/82	h	W	74-60

SERIES

Home: 3-0, Away: 1-0, Neutral: 0-0

GEORGIA STATE

GT LEADS 24-11

DATE	H/A	RESULT	SCORE
1975-76		L	30-80
		L	40-101
11/20/79	h	L	62-85
2/5/80	a	L	57-75
1/5/81	a	L	52-73
1/21/81	h	L	70-76
1/19/82	h	W	57-51
2/20/82	a	W	71-67
1/19/83	h	L	69-73
2/7/83	a	L	64-69
12/17/83	n	W	80-43
h	W	83-70	
1/31/84	h	W	83-70
2/9/84	a	L	56-59
2/7/85	a	W	69-68 (ot)
2/23/85	h	W	80-75
2/24/86	h	L	75-80
12/14/93	a	W	82-58
2/13/95	h	W	107-62
1/29/96	a	W	76-60
2/4/97	h	W	76-56
11/18/97	a	W	73-59
12/19/98	h	L	56-66
11/23/99	a	W	75-51
11/29/00	h	W	75-70
12/18/01	a	W	71-68
12/18/02	h	W	65-46
12/6/03	a	W	69-64
11/19/04	h	W	72-30
11/30/05	a	W	60-51
11/16/06	h	W	83-41
12/22/07	a	W	79-67
11/26/08	h	W	74-56
12/22/09	a	W	62-50
11/12/10	h	W	66-56
12/16/11	a	W	85-50

SERIES

Home: 11-5, Away: 12-4, Neutral: 1-0

GORDON

GT LEADS 2-0

DATE	H/A	RESULT	SCORE
1974-75		W	51-33
		W	47-36

SERIES

Home: 0-0, Away: 0-0, Neutral: 0-0

GRAMBLING STATE

GT LEADS 2-0

DATE	H/A	RESULT	SCORE
12/5/04	h	W	66-52
11/25/14	h	W	97-64

SERIES

Home: 2-0, Away: 0-0, Neutral: 0-0

HAMPTON

GT LEADS 2-0

DATE	H/A	RESULT	SCORE
12/28/09	n	W	63-54
12/30/13	h	W	89-70

SERIES

Home: 1-0, Away: 0-0, Neutral: 1-0

HAWAII

GT LEADS 1-0

DATE	H/A	RESULT	SCORE
3/28/92	n	W	90-72

SERIES

Home: 0-0, Away: 0-0, Neutral: 1-0

HOFSTRA

GT LEADS 3-0

DATE	H/A	RESULT	SCORE
12/4/92	h	W	111-62
11/27/99	h	W	89-61
12/21/00	a	W	77-74

SERIES

Home: 2-0, Away: 1-0, Neutral: 1-0

HOWARD

GT LEADS 1-0

DATE	H/A	RESULT	SCORE
12/17/88	n	W	87-82

SERIES

Home: 0-0, Away: 0-0, Neutral: 1-0

ILLINOIS

GT LEADS 2-0

DATE	H/A	RESULT	SCORE
11/25/95	h	W	70-60
12/4/13	h	W	93-69

SERIES

Home: 2-0, Away: 0-0, Neutral: 0-0

IONA

GT LEADS 1-0

DATE	H/A	RESULT	SCORE
12/20/87	a	W	108-88

SERIES

Home: 0-0, Away: 1-0, Neutral: 0-0

IOWA

GT LEADS 2-0

DATE	H/A	RESULT	SCORE
11/28/07	a	W	76-57
3/22/09	a	W	76-62

SERIES

Home: 0-0, Away: 2-0, Neutral: 0-0

IOWA STATE

IOWA STATE LEADS 1-0

DATE	H/A	RESULT	SCORE
3/2/08	n	L	55-58

SERIES

Home: 0-0, Away: 0-0, Neutral: 0-1

JACKSON STATE

GT LEADS 1-0

DATE	H/A	RESULT	SCORE
1/2/08	h	W	79-42

SERIES

Home: 1-0, Away: 0-0, Neutral: 0-0

JACKSONVILLE

GT LEADS 1-0

DATE	H/A	RESULT	SCORE
12/10/06	h	W	81-52

SERIES

Home: 1-0, Away: 0-0, Neutral: 0-0

JACKSONVILLE STATE

GT LEADS 1-0

DATE	H/A	RESULT	SCORE
1/2/11	h	W	81-52

SERIES

Home: 1-0, Away: 0-0, Neutral: 0-0

JAMES MADISON

GT LEADS 1-0

DATE	H/A	RESULT	SCORE
11/27/03	n	W	60-53

SERIES

Home: 0-0, Away: 0-0, Neutral: 1-0

KANSAS STATE

KANSAS STATE LEADS 2-0

DATE	H/A	RESULT	SCORE
11/16/01	h	L	70-74
11/17/02	a	L	59-83

SERIES

Home: 0-1, Away: 0-1, Neutral: 0-0

KENNESAW STATE

GT LEADS 9-0

DATE	H/A	RESULT	SCORE
11/26/82	a	W	68-55
12/6/06	h	W	81-43
12/30/07	h	W	83-68
11/19/08	h	W	77-49
12/18/09	a	W	94-48
11/17/10	h	W	79-60
11/22/11	h	W	94-51
11/13/12	h	W	80-51
11/19/14	h	W	77-47

SERIES

Home: 7-0, Away: 2-0, Neutral: 1-0

KENTUCKY

KENTUCKY LEADS 1-0

DATE	H/A	RESULT	SCORE
1/15/06	n	L	62-66

SERIES

Home: 0-0, Away: 0-0, Neutral: 0-1

SERIES HISTORY

LAFAYETTE

GT LEADS 3-0

DATE	H/A	RESULT	SCORE
12/3/89	n	W	89-64
12/10/94	h	W	95-38
12/30/98	h	W	100-52

SERIES

Home: 2-0, Away: 0-0, Neutral: 1-0

LIPSCOMB

GT LEADS 1-0

DATE	H/A	RESULT	SCORE
12/29/14	h	W	71-53

SERIES

Home: 1-0, Away: 0-0, Neutral: 0-0

LONG ISLAND

GT LEADS 3-0

DATE	H/A	RESULT	SCORE
11/18/01	a	W	80-49
11/26/02	h	W	82-47
11/28/09	a	W	73-56

SERIES

Home: 1-0, Away: 2-0, Neutral: 0-0

LONGWOOD

GT LEADS 2-0

DATE	H/A	RESULT	SCORE
12/20/05	h	W	81-41
2/25/07	h	W	75-46

SERIES

Home: 2-0, Away: 0-0, Neutral: 0-0

LOUISIANA TECH

GT LEADS 1-0

DATE	H/A	RESULT	SCORE
12/30/14	h	W	96-81

SERIES

Home: 1-0, Away: 0-0, Neutral: 0-0

LOUISVILLE

LOUISVILLE LEADS 1-0

DATE	H/A	RESULT	SCORE
1/2/15	a	L	48-75

SERIES

Home: 0-0, Away: 0-1, Neutral: 0-0

LOYOLA CHICAGO

GT LEADS 1-0

DATE	H/A	RESULT	SCORE
11/14/14	a	W	92-57

SERIES

Home: 0-0, Away: 1-0, Neutral: 0-0

LOYOLA MARYMOUNT

GT LEADS 1-0

DATE	H/A	RESULT	SCORE
12/2/89	n	W	81-53

SERIES

Home: 0-0, Away: 0-0, Neutral: 1-0

LSU

LSU LEADS 1-0

DATE	H/A	RESULT	SCORE
3/23/14	n	L	78-98

SERIES

Home: 0-0, Away: 0-0, Neutral: 0-1

MAINE

GT LEADS 1-0

DATE	H/A	RESULT	SCORE
12/18/88	n	W	82-62

SERIES

Home: 0-0, Away: 0-0, Neutral: 1-0

MANHATTAN

GT LEADS 2-0

DATE	H/A	RESULT	SCORE
12/3/95	a	W	90-61
12/30/96	h	W	105-63

SERIES

Home: 1-0, Away: 1-0, Neutral: 0-0

MARIST

GT LEADS 2-0

DATE	H/A	RESULT	SCORE
12/19/87	a	W	66-45
12/7/91	a	W	93-63

SERIES

Home: 0-0, Away: 2-0, Neutral: 0-0

MARQUETTE

GT LEADS 2-0

DATE	H/A	RESULT	SCORE
11/19/11	a	W	74-63
11/18/12	h	W	76-72

SERIES

Home: 1-0, Away: 1-0, Neutral: 0-0

MARS HILL

MARS HILL LEADS 1-0

DATE	H/A	RESULT	SCORE
12/2/78	a	L	53-81

SERIES

Home: 0-0, Away: 0-1, Neutral: 0-0

MARSHALL

GT LEADS 1-0

DATE	H/A	RESULT	SCORE
1/4/86	h	W	83-81

SERIES

Home: 1-0, Away: 0-0, Neutral: 0-0

MARYLAND

MARYLAND LEADS 49-18

DATE	H/A	RESULT	SCORE
11/27/79	a	L	78-94
11/18/80	h	L	64-82
2/17/82	a	L	64-77
12/15/82	a	L	54-88
1/10/83	h	L	57-69
2/14/83	a	L	59-80
1/16/84	h	L	48-67
12/12/84	a	L	52-68
1/14/85	h	L	67-69
12/21/85	a	L	65-80

1/13/86	h	W	73-66
1/6/87	h	W	81-80(ot)
2/16/87	a	L	76-93
1/3/88	a	L	80-83
2/16/88	h	L	70-92
3/5/88	n	L	74-102
1/4/89	h	L	60-85
2/6/89	a	L	74-106
1/18/90	h	W	70-68
1/30/90	a	L	52-83
1/13/91	h	L	66-68
2/4/91	a	L	79-93
3/2/91	n	L	73-91
1/27/92	a	L	54-75
2/17/92	h	L	63-71
3/7/92	n	W	68-67
1/14/93	h	L	66-77
2/7/93	a	L	70-75
1/2/94	a	L	62-69
1/30/94	h	L	46-67
1/5/95	h	W	82-59
2/5/95	a	W	67-59
1/2/96	a	L	60-61
2/3/96	h	W	59-30
1/2/97	h	W	44-40
2/19/97	a	L	69-73
1/12/97	a	L	42-74
1/26/98	h	L	57-68
1/21/99	h	W	72-56
2/21/99	a	L	79-92
1/23/00	a	W	73-67
2/27/00	h	W	60-49
1/21/01	h	L	62-66
2/22/01	a	W	66-62
1/14/02	h	W	61-58
2/14/02	a	L	70-81(ot)
1/5/03	a	L	63-71
2/7/03	h	W	59-51
1/15/04	a	L	87-91
2/15/04	h	W	58-57
1/13/05	h	L	65-72
2/3/05	a	L	67-84
1/26/06	a	L	71-79
3/3/06	n	L	66-71
2/1/07	h	W	77-72
3/2/07	n	L	59-75
1/20/08	a	L	95-99(2ot)
2/19/09	h	L	79-87
2/5/10	a	W	61-60
2/3/11	h	L	53-56
3/4/11	n	W	70-64
1/6/12	a	L	74-77
2/6/12	h	L	64-56
3/4/12	n	L	65-68
1/20/13	h	L	57-66
1/19/14	a	L	81-92
2/23/14	h	L	62-79

SERIES

Home: 12-18, Away: 4-26, Neutral: 2-5

MARYLAND-EASTERN SHORE

GT LEADS 1-0

DATE	H/A	RESULT	SCORE
11/14/95	h	W	93-43

SERIES

Home: 1-0, Away: 0-0, Neutral: 0-0

MARYVILLE

GT LEADS 2-0

DATE	H/A	RESULT	SCORE
1976-77	W		50-28
1977-78	W		97-51

SERIES

Home: 1-0, Away: 0-0, Neutral: 0-0

MASSACHUSETTS

GT LEADS 1-0

DATE	H/A	RESULT	SCORE
12/31/05	h	W	57-43

SERIES

Home: 1-0, Away: 0-0, Neutral: 0-0

MCNEESE STATE

GT LEADS 1-0

DATE	H/A	RESULT	SCORE
11/30/13	n	W	69-60

SERIES

Home: 0-0, Away: 0-0, Neutral: 1-0

MERCER

GT LEADS 14-6

DATE	H/A	RESULT	SCORE
1/7/80	a	L	59-85
2/11/80	h	L	73-87
2/4/81	h	L	70-75
2/19/81	a	W	79-77
2/3/82	h	L	47-69
2/12/83	a	L	67-71
1/25/89	h	W	89-70
12/13/89	a	W	87-52
2/7/90	h	W	83-66
2/29/91	h	W	85-61
12/5/92	h	W	82-59
2/14/94	a	W	62-57
2/22/95	a	W	82-49
2/27/96	a	L	61-64
11/25/96	h	W	98-79
11/24/97	a	W	70-65(ot)
11/24/98	h	W	78-50
12/5/02	h	W	96-50
11/10/06	h	W	87-48
12/28/10	h	W	101-44

SERIES

Home: 9-3, Away: 5-3, Neutral: 0-0

MIAMI, FLA.

GT LEADS 13-12

DATE	H/A	RESULT	SCORE
12/15/80	a	L	80-86
12/30/91	a	L	63-78
3/13/02	h	L	64-73
1/23/05	a	W	62-46
3/4/05	n	L	58-60
1/5/06	h	L	63-75
2/26/06	a	L	85-90(2ot)
3/2/06	n	W	79-62
1/15/07	h	W	52-37
2/15/07	a	W	66-45
3/1/07	n	W	66-52
1/13/08	h	W	68-65
2/7/08	a	L	52-54
3/6/08	n	W	76-49
1/12/09	a	W	68-50
1/29/09	h	W	68-42
1/27/10	h	W	80-73(ot)
2/21/10	a	W	77-73
1/30/11	a	L	74-84(ot)
2/27/11	h	L	59-70
1/9/12	h	L	65-77
1/17/13	a	L	65-71
2/24/13	h	W	68-64
2/9/14	a	W	89-87
2/15/15	a	L	59-64

SERIES

Home: 5-3, Away: 5-8, Neutral: 3-1

SERIES HISTORY

MIAMI, OHIO

GT LEADS 1-0

DATE	H/A	RESULT	SCORE
11/30/02	h	W	78-62

SERIES

Home: 1-0, Away: 0-0, Neutral: 0-0

MICHIGAN STATE

SERIES TIED 1-1

DATE	H/A	RESULT	SCORE
12/3/08	h	W	70-57
12/4/14	a	L	73-79 (OT)

SERIES

Home: 1-0, Away: 0-1, Neutral: 0-0

MIDDLE TENNESSEE ST.

GT LEADS 2-0

DATE	H/A	RESULT	SCORE
12/3/10	h	W	68-48
12/11/11	a	W	58-47

SERIES

Home: 1-0, Away: 1-0, Neutral: 1-0

MINNESOTA

SERIES TIED 2-2

DATE	H/A	RESULT	SCORE
12/1/90	a	W	84-69
12/13/92	a	W	82-62
12/1/93	h	L	73-77 (ot)
11/30/14	n	L	69-72

SERIES

Home: 0-1, Away: 2-0, Neutral: 0-1

MISSISSIPPI STATE

MISSISSIPPI STATE LEADS 4-1

DATE	H/A	RESULT	SCORE
12/9/99	h	L	56-71
12/3/00	a	L	68-88
3/15/01	a	L	73-77
12/30/06	h	L	56-62
12/16/07	a	W	70-58

SERIES

Home: 0-2, Away: 1-2, Neutral: 0-0

MISSISSIPPI UNIV. FOR WOMEN

GT LEADS 2-0

DATE	H/A	RESULT	SCORE
1/28/82	h	W	75-59
11/25/83	n	W	76-61

SERIES

Home: 1-0, Away: 0-0, Neutral: 1-0

MISSISSIPPI VALLEY ST.

GT LEADS 4-0

DATE	H/A	RESULT	SCORE
12/30/04	h	W	74-41
12/18/07	a	W	79-67
11/22/08	h	W	72-37
12/13/09	h	W	89-41

SERIES

Home: 3-0, Away: 1-0, Neutral: 0-0

MISSOURI

GT LEADS 1-0

DATE	H/A	RESULT	SCORE
11/27/10	n	W	61-46

SERIES

Home: 0-0, Away: 0-0, Neutral: 1-0

MONMOUTH

GT LEADS 2-0

DATE	H/A	RESULT	SCORE
11/28/87	h	W	76-70
12/19/99	a	W	79-68

SERIES

Home: 1-0, Away: 1-0, Neutral: 0-0

MORGAN STATE

GT LEADS 1-0

DATE	H/A	RESULT	SCORE
11/16/14	h	W	105-76

SERIES

Home: 1-0, Away: 0-0, Neutral: 0-0

MORRIS BROWN

GT LEADS 3-0

DATE	H/A	RESULT	SCORE
1976-77		W	75-27
2/1/79	h	W	74-55
2/23/02	h	W	111-40

SERIES

Home: 2-0, Away: 0-0, Neutral: 0-0

MOUNT ST. MARY'S

GT LEADS 1-0

DATE	H/A	RESULT	SCORE
11/25/00	h	W	102-90

SERIES

Home: 1-0, Away: 0-0, Neutral: 0-0

NEBRASKA

GT LEADS 2-0

DATE	H/A	RESULT	SCORE
3/27/92	n	W	73-68
11/30/11	h	W	73-57

SERIES

Home: 1-0, Away: 0-0, Neutral: 1-0

NEW HAMPSHIRE

GT LEADS 1-0

DATE	H/A	RESULT	SCORE
12/2/95	n	W	90-72

SERIES

Home: 0-0, Away: 0-0, Neutral: 1-0

NORTH CAROLINA

NORTH CAROLINA LEADS 55-18

DATE	H/A	RESULT	SCORE
1/9/80	h	L	61-93
1/24/81	a	L	75-82
11/28/81	a	L	58-81
1/23/82	h	L	64-68 (Omni)
1/6/83	h	L	58-99
1/29/83	a	L	58-96
3/4/83	n	L	80-85
1/28/84	a	L	73-81
2/20/84	h	L	75-95

1/19/85	h	L	68-88
1/27/85	a	L	50-81
1/27/86	a	L	65-88
2/22/86	h	L	81-92 (ot)
1/2/87	h	L	75-80
1/24/87	a	L	81-86
2/28/87	n	L	54-64
1/17/88	a	L	74-82
2/13/88	h	W	76-74
1/14/89	h	W	87-81
1/29/89	a	W	97-89
1/11/90	a	W	90-73
2/10/90	h	L	77-81
1/9/91	h	W	101-86
2/22/91	a	W	83-63
1/5/92	a	L	69-83
2/29/92	h	L	70-73
1/5/93	h	W	73-63
1/31/93	a	L	68-72 (ot)
1/16/94	a	L	51-87
2/12/94	h	L	79-89
3/5/94	n	L	55-78
1/7/95	a	L	62-74
2/8/95	h	L	62-84
1/6/96	h	L	74-78
2/7/96	a	L	72-88
1/11/97	a	L	53-80
1/30/97	h	L	77-80
1/8/98	h	L	48-69
2/8/98	a	L	58-85
1/24/98	a	L	68-85
1/24/99	h	W	91-84
2/27/99	n	L	71-87
1/13/00	h	W	55-44
2/13/00	a	L	62-85
1/2/01	a	W	82-75
2/1/01	h	L	63-85
3/2/01	n	L	64-79
1/17/02	a	W	81-62
2/17/02	h	L	62-71
1/2/03	h	L	67-72
2/2/03	a	L	64-76
1/22/04	a	L	56-63
2/23/04	h	L	46-58
1/30/05	h	L	41-55
1/18/06	a	L	56-85
2/5/06	h	L	56-75
1/2/07	h	L	57-69
1/18/07	a	L	31-78
1/5/08	a	L	78-99
2/10/08	h	L	61-75
1/22/09	h	W	66-62
2/15/09	a	L	50-73
1/6/10	a	L	78-89
2/26/10	h	W	64-57
1/6/11	h	W	71-70
2/24/11	a	W	67-54
2/12/12	a	W	56-54
3/2/12	n	W	54-53
1/13/13	a	L	58-79
2/10/13	h	L	58-60
2/6/14	h	W	94-91
1/11/15	a	L	81-96
3/5/15	n	L	64-84

SERIES

Home: 10-23, Away: 7-26, Neutral: 1-6

UNC ASHEVILLE

GT LEADS 4-1

DATE	H/A	RESULT	SCORE
1977-78		W	70-66
1978-79	a	W	73-60
1/20/79	h	L	95-102
12/3/88	n	W	78-63
11/23/01	h	W	88-56

SERIES

Home: 1-1, Away: 1-0, Neutral: 1-0

UNC WILMINGTON

GT LEADS 1-0

DATE	H/A	RESULT	SCORE
11/23/90	h	W	101-73

SERIES

Home: 1-0, Away: 0-0, Neutral: 0-0

NORTH CAROLINA A&T

GT LEADS 1-0

DATE	H/A	RESULT	SCORE
12/29/11	h	W	74-57

SERIES

Home: 1-0, Away: 0-0, Neutral: 0-0

NC STATE

NC STATE LEADS 43-23

DATE	H/A	RESULT	SCORE
1/12/80	a	L	38-97
2/8/80	n	L	48-99
1/3/81	h	L	55-74
1/4/81	h	L	62-76
1/30/82	a	L	48-75
1/8/83	h	L	61-83
1/24/83	a	L	61-77
1/4/84	h	L	52-65
2/13/84	a	L	63-78
1/3/85	h	L	70-87
2/3/85	a	L	73-83
3/1/85	n	L	60-87
1/2/86	h	L	69-77
2/7/86	a	L	57-92
1/10/87	a	L	63-74
2/21/87	h	L	69-78
1/9/88	h	W	94-74
2/5/88	a	W	83-74
1/7/89	a	L	70-100
2/18/89	h	L	79-87
1/2/90	h	W	79-78
2/16/90	a	L	55-80
1/4/91	a	L	79-97
2/16/91	h	L	74-98
1/17/92	h	W	83-72
2/23/92	a	L	70-86
1/8/93	a	W	86-79
2/19/93	h	W	92-89 (2ot)
1/7/94	h	W	75-60
2/16/95	a	L	53-71
3/3/95	n	L	70-88
1/15/96	a	L	63-68
2/14/96	h	L	64-73
1/5/97	h	W	73-72
2/23/97	a	L	69-82
1/2/98	h	L	63-75
2/1/98	a	L	60-85
12/5/98	a	W	74-73
1/28/99	h	L	73-93
11/30/99	h	L	70-80
2/24/00	a	W	69-52
3/4/00	n	W	71-62
12/6/00	a	L	63-77
2/15/01	h	L	68-74
1/6/02	a	L	63-75
2/7/02	h	W	69-57
1/26/03	h	W	64-54
2/27/03	a	W	78-60
2/1/04	a	L	71-75
2/26/04	h	W	76-61
2/10/05	h	L	59-83
2/12/06	a	L	53-65
2/11/07	h	W	69-62
1/17/08	a	W	67-63
2/8/09	h	W	67-54
2/28/10	a	L	46-54
2/13/11	h	W	74-65

SERIES HISTORY

1/2/12	a	W	76-66
2/2/12	h	W	75-68(ot)
3/3/12	n	W	87-61
1/27/13	h	L	66-78
2/17/13	a	W	79-70
1/26/14	h	L	73-80
2/12/15	h	L	64-65

SERIES

Home: 13-19, Away: 8-21, Neutral: 2-3

NORTH GEORGIA

NORTH GEORGIA LEADS 3-1

DATE	H/A	RESULT	SCORE
1975-76		L	21-70
		L	25-78
		L	35-69
1/13/83	h	W	88-51

SERIES

Home: 1-0, Away: 0-0, Neutral: 0-0

NORTHWESTERN

GT LEADS 3-1

DATE	H/A	RESULT	SCORE
3/17/93	a	L	62-90
12/18/06	a	W	82-68
11/21/07	h	W	55-46
12/1/10	h	W	67-63

SERIES

Home: 2-0, Away: 1-1, Neutral: 0-0

NOTRE DAME

NOTRE DAME LEADS 4-0

DATE	H/A	RESULT	SCORE
11/29/96	h	L	69-76
2/17/14	a	L	72-87
1/22/15	a	L	76-89
2/19/15	h	L	61-71

SERIES

Home: 0-2, Away: 0-2, Neutral: 0-0

OHIO STATE

OHIO STATE LEADS 1-0

DATE	H/A	RESULT	SCORE
3/21/11	a	L	60-67

SERIES

Home: 0-0, Away: 0-1, Neutral: 0-0

OKLAHOMA

OKLAHOMA LEADS 1-0

DATE	H/A	RESULT	SCORE
11/15/09	a	L	64-70

SERIES

Home: 0-0, Away: 0-1, Neutral: 0-0

OKLAHOMA STATE

OKLAHOMA STATE LEADS 2-0

DATE	H/A	RESULT	SCORE
11/15/09	a	L	64-70
12/21/13	n	L	60-68

SERIES

Home: 0-0, Away: 0-1, Neutral: 0-1

OLD DOMINION

SERIES TIED 2-2

DATE	H/A	RESULT	SCORE
12/18/03	a	L	56-67
11/23/04	h	W	71-64

11/14/10	a	L	63-65
11/13/11	h	W	87-56

SERIES

Home: 2-0, Away: 0-2, Neutral: 0-0

OLE MISS

OLE MISS LEADS 1-0

DATE	H/A	RESULT	SCORE
3/22/15	a	L	48-63

SERIES

Home: 0-0, Away: 0-1, Neutral: 0-0

OREGON

GT LEADS 2-0

DATE	H/A	RESULT	SCORE
12/13/08	n	W	74-59
12/16/09	h	W	87-69

SERIES

Home: 1-0, Away: 0-0, Neutral: 1-0

PACIFIC

PACIFIC LEADS 1-0

DATE	H/A	RESULT	SCORE
12/19/89	a	L	68-88

SERIES

Home: 0-0, Away: 0-1, Neutral: 0-0

PENNSYLVANIA

GT LEADS 2-0

DATE	H/A	RESULT	SCORE
12/19/82	n	W	67-59
2/27/83	n	W	75-58

SERIES

Home: 0-0, Away: 0-0, Neutral: 2-0

PENN STATE

GT LEADS 1-0

DATE	H/A	RESULT	SCORE
12/2/09	a	W	64-60

SERIES

Home: 0-0, Away: 1-0, Neutral: 0-0

PEPPERDINE

GT LEADS 1-0

DATE	H/A	RESULT	SCORE
12/16/86	n	W	79-77

SERIES

Home: 0-0, Away: 0-0, Neutral: 1-0

PIEDMONT

GT LEADS 4-2

DATE	H/A	RESULT	SCORE
1976-77		L	38-61
		L	40-46
1977-78		W	81-66
		W	89-71
1/25/79	h	W	78-49
2/3/79	a	W	69-68

SERIES

Home: 1-0, Away: 1-0, Neutral: 0-0

PITTSBURGH

PITTSBURGH LEADS 2-1

DATE	H/A	RESULT	SCORE
12/30/99	h	L	69-75
2/3/14	a	W	77-66
1/18/15	h	L	72-75 (ot)

SERIES

Home: 0-2, Away: 1-0, Neutral: 0-0

PORTLAND STATE

GT LEADS 2-0

DATE	H/A	RESULT	SCORE
12/21/10	a	W	69-53
12/17/13	h	W	104-54

SERIES

Home: 1-0, Away: 1-0, Neutral: 0-0

PRAIRIE VIEW A&M

GT LEADS 1-0

DATE	H/A	RESULT	SCORE
11/19/10	h	W	61-37

SERIES

Home: 1-0, Away: 0-0, Neutral: 0-0

PRESBYTERIAN

GT LEADS 2-0

DATE	H/A	RESULT	SCORE
11/27/84	h	W	86-70
12/2/85	h	W	124-56

SERIES

Home: 2-0, Away: 0-0, Neutral: 0-0

PRINCETON

GT LEADS 2-0

DATE	H/A	RESULT	SCORE
12/21/03	a	W	67-66
11/28/04	h	W	60-50

SERIES

Home: 1-0, Away: 1-0, Neutral: 0-0

PURDUE

PURDUE LEADS 2-0

DATE	H/A	RESULT	SCORE
3/19/07	n	L	63-76
11/28/12	a	L	73-85

SERIES

Home: 0-0, Away: 0-1, Neutral: 0-1

QUEENS COLLEGE

GT LEADS 1-0

DATE	H/A	RESULT	SCORE
1/18/84	h	W	84-56

SERIES

Home: 1-0, Away: 0-0, Neutral: 0-0

QUINNIPIAC

GT LEADS 1-0

DATE	H/A	RESULT	SCORE
12/29/12	n	W	74-57

SERIES

Home: 0-0, Away: 0-0, Neutral: 1-0

RICHMOND

GT LEADS 2-0

DATE	H/A	RESULT	SCORE
11/22/85	a	W	77-59
11/26/88	h	W	84-80(2ot)

SERIES

Home: 1-0, Away: 1-0, Neutral: 0-0

RIDER

GT LEADS 2-1

DATE	H/A	RESULT	SCORE
12/5/90	a	W	114-72
11/29/91	h	W	115-64
12/29/93	a	L	66-69

SERIES

Home: 1-0, Away: 1-1, Neutral: 0-0

ROLLINS

GT LEADS 1-0

DATE	H/A	RESULT	SCORE
1976-77		W	69-52

SERIES

Home: 0-0, Away: 0-0, Neutral: 0-0

RUTGERS

GT LEADS 0-1

DATE	H/A	RESULT	SCORE
11/25/11	n	L	40-59

SERIES

Home: 0-0, Away: 0-0, Neutral: 0-1

ST. FRANCIS (PA)

GT LEADS 1-0

DATE	H/A	RESULT	SCORE
12/29/00	h	W	94-51

SERIES

Home: 1-0, Away: 0-0, Neutral: 0-0

ST. FRANCIS (NY)

GT LEADS 3-0

DATE	H/A	RESULT	SCORE
12/29/98	h	W	90-45
12/21/99	a	W	91-60
12/20/14	a	W	65-59

SERIES

Home: 1-0, Away: 2-0, Neutral: 0-0

ST. JOHN'S

SERIES TIED 1-1

DATE	H/A	RESULT	SCORE
12/30/02	h	W	61-53
12/17/04	a	L	65-69

SERIES

Home: 1-0, Away: 0-1, Neutral: 0-0

ST. JOSEPH'S

GT LEADS 1-0

DATE	H/A	RESULT	SCORE
12/5/93	h	W	51-50

SERIES

Home: 1-0, Away: 0-0, Neutral: 0-0

SERIES HISTORY

ST. LEO'S

GT LEADS 1-0

DATE	H/A	RESULT	SCORE
1976-77		W	69-29

SERIES

Home: 0-0, Away: 0-0, Neutral: 0-0

ST. MARY'S

SERIES TIED 1-1

DATE	H/A	RESULT	SCORE
12/21/96	a	L	59-66
12/29/97	h	W	69-60(ot)

SERIES

Home: 1-0, Away: 0-1, Neutral: 0-0

SACRED HEART

GT LEADS 1-0

DATE	H/A	RESULT	SCORE
3/18/12	n	W	76-50

SERIES

Home: 0-0, Away: 0-0, Neutral: 1-0

SAMFORD

GT LEADS 1-0

DATE	H/A	RESULT	SCORE
11/27/98	h	W	96-62
12/21/04	h	W	64-53

SERIES

Home: 2-0, Away: 0-0, Neutral: 0-0

SAN DIEGO

SERIES TIED 1-1

DATE	H/A	RESULT	SCORE
12/9/05	h	W	56-51
11/24/06	a	L	59-62

SERIES

Home: 1-0, Away: 0-1, Neutral: 0-0

SAN FRANCISCO

SAN FRANCISCO LEADS 1-0

DATE	H/A	RESULT	SCORE
12/18/89	a	L	67-85

SERIES

Home: 0-0, Away: 0-1, Neutral: 0-0

SAN JOSE STATE

GT LEADS 1-0

DATE	H/A	RESULT	SCORE
12/22/96	a	W	68-53

SERIES

Home: 0-0, Away: 1-0, Neutral: 0-0

SANTA CLARA

SERIES TIED 1-1

DATE	H/A	RESULT	SCORE
12/16/89	a	L	66-69
12/29/91	n	W	64-61

SERIES

Home: 0-0, Away: 0-1, Neutral: 1-0

SAVANNAH STATE

GT LEADS 3-2

DATE	H/A	RESULT	SCORE
1974-75		L	31-90
1975-76		L	18-141
2/12/08	h	W	82-28
2/11/09	a	W	89-34
1/21/10	h	W	80-51

SERIES

Home: 2-0, Away: 1-0, Neutral: 0-0

SETON HALL

GT LEADS 3-0

DATE	H/A	RESULT	SCORE
11/29/86	h	W	72-65
12/29/95	h	W	82-67
11/27/09	n	W	57-51

SERIES

Home: 2-0, Away: 0-0, Neutral: 1-0

SHORTER

SHORTER LEADS 5-1

DATE	H/A	RESULT	SCORE
1974-75		L	25-94
		L	35-80
		L	20-72
1975-76		L	31-81
		L	39-83
11/14/81	h	W	69-63

SERIES

Home: 1-0, Away: 0-0, Neutral: 0-0

SIU-EDWARDSVILLE

GT LEADS 1-0

DATE	H/A	RESULT	SCORE
12/19/11	n	W	80-38

SERIES

Home: 0-0, Away: 0-0, Neutral: 1-0

SOUTH FLORIDA

GT LEADS 5-0

DATE	H/A	RESULT	SCORE
2/26/83	n	W	82-65
12/18/83	a	W	68-56
2/23/84	h	W	61-46
11/29/85	h	W	95-69
11/30/90	n	W	98-58

SERIES

Home: 2-0, Away: 1-0, Neutral: 2-0

SOUTHERN

SOUTHERN LEADS 2-0

DATE	H/A	RESULT	SCORE
12/14/87	h	L	66-69
12/2/01	n	L	47-56

SERIES

Home: 0-1, Away: 0-0, Neutral: 0-1

SOUTHERN MISSISSIPPI

GT LEADS 1-0

DATE	H/A	RESULT	SCORE
3/16/00	h	W	76-71 (ot)

SERIES

Home: 1-0, Away: 0-0, Neutral: 0-0

SOUTHERN UTAH

GT LEADS 2-0

DATE	H/A	RESULT	SCORE
2/24/90	n	W	87-75
11/29/13	n	W	85-60

SERIES

Home: 0-0, Away: 0-0, Neutral: 2-0

SOUTHWEST MISSOURI ST.

GT LEADS 1-0

DATE	H/A	RESULT	SCORE
11/29/03	n	W	78-71

SERIES

Home: 0-0, Away: 0-0, Neutral: 1-0

SPELMAN

GT LEADS 6-0

DATE	H/A	RESULT	SCORE
1976-77		W	52-32
		W	82-47
		W	46-33
	n	W	55-43
1977-78		W	64-62
		W	84-63

SERIES

Home: 0-0, Away: 0-0, Neutral: 1-0

STETSON

GT LEADS 4-0

DATE	H/A	RESULT	SCORE
2/17/83	h	W	70-53
11/26/83	h	W	96-73
12/21/83	a	W	69-62
12/4/93	h	W	75-56

SERIES

Home: 3-0, Away: 1-0, Neutral: 1-0

SYRACUSE

SYRACUSE LEADS 3-0

DATE	H/A	RESULT	SCORE
11/23/12	n	L	72-75(ot)
1/12/14	a	L	70-76
2/8/15	h	L	60-65

SERIES

Home: 0-1, Away: 0-1, Neutral: 0-1

TEMPLE

SERIES TIED 2-2

DATE	H/A	RESULT	SCORE
2/23/90	n	L	79-87
12/9/90	n	W	83-68
11/20/06	a	L	62-76
11/18/07	h	W	59-49

SERIES

Home: 1-0, Away: 0-1, Neutral: 1-1

TENNESSEE

TENNESSEE LEADS 6-0

DATE	H/A	RESULT	SCORE
2/2/87	a	L	74-100
1/11/88	h	L	79-96
2/15/89	a	L	71-88
11/26/10	n	L	42-66
11/11/12	h	L	54-71
11/17/13	a	L	76-87

SERIES

Home: 0-2, Away: 0-3, Neutral: 0-1

TENNESSEE STATE

GT LEADS 2-0

DATE	H/A	RESULT	SCORE
11/24/89	h	W	93-61
12/30/10	h	W	82-11

SERIES

Home: 2-0, Away: 0-0, Neutral: 0-0

TENNESSEE TECH

GT LEADS 1-0

DATE	H/A	RESULT	SCORE
11/30/08	n	W	68-56

SERIES

Home: 0-0, Away: 0-0, Neutral: 0-1

TENNESSEE TEMPLE

GT LEADS 5-3

DATE	H/A	RESULT	SCORE
1975-76		L	35-55
		L	43-68
1976-77		W	55-53
		L	51-58
1977-78		W	67-49
		W	83-54
1/8/79	a	W	78-34
1/15/79	h	W	100-47

SERIES

Home: 1-0, Away: 1-0, Neutral: 0-0

TENNESSEE WESLEYAN

TENNESSEE WESLEYAN LEADS 2-0

DATE	H/A	RESULT	SCORE
1976-77		L	50-74
		L	43-53

SERIES

Home: 0-0, Away: 0-0, Neutral: 0-0

TEXAS

TEXAS LEADS 1-0

DATE	H/A	RESULT	SCORE
11/29/08	n	L	68-76

SERIES

Home: 0-0, Away: 0-0, Neutral: 0-1

TEXAS ARLINGTON

GT LEADS 1-0

DATE	H/A	RESULT	SCORE
12/20/08	n	W	63-56

SERIES

Home: 0-0, Away: 0-0, Neutral: 1-0

SERIES HISTORY

TIFT COLLEGE

TIFT COLLEGE LEADS 7-6

DATE	H/A	RESULT	SCORE
1974-75		L	45-82
		L	33-51
	n	L	54-65
		W	67-53
1975-76		L	50-67
		L	57-68
1976-77		L	64-72
		L	70-72
1977-78		W	72-58
		W	85-69
1/22/79	a	W	70-68
2/5/79	h	W	79-62
11/21/80	n	W	87-78

SERIES

Home: 1-0, Away: 1-0, Neutral: 1-1

TROY

GT LEADS 2-0

DATE	H/A	RESULT	SCORE
12/22/05	h	W	54-38
11/14/08	h	W	73-49

SERIES

Home: 2-0, Away: 0-0, Neutral: 0-0

TULANE

GT LEADS 4-0

DATE	H/A	RESULT	SCORE
1977-78		W	68-53
1/10/81	h	W	72-58
11/13/07	a	W	66-61
1/4/09	h	W	69-52

SERIES

Home: 2-0, Away: 1-0, Neutral: 0-0

TULSA

SERIES TIED 1-1

DATE	H/A	RESULT	SCORE
12/12/04	a	L	47-55
12/18/05	h	W	54-38

SERIES

Home: 1-0, Away: 0-1, Neutral: 0-0

UAB

GT LEADS 5-1

DATE	H/A	RESULT	SCORE
2/20/86	h	W	67-66
12/6/86	n	W	77-65
11/27/87	h	W	101-75
11/23/91	a	L	72-91
1/3/05	h	W	74-49
11/18/05	a	W	68-55

SERIES

Home: 3-0, Away: 1-1, Neutral: 1-0

UCLA

UCLA LEADS 1-0

DATE	H/A	RESULT	SCORE
12/19/94	n	L	69-81

SERIES

Home: 0-0, Away: 0-0, Neutral: 0-1

USC UPSTATE

GT LEADS 1-0

DATE	H/A	RESULT	SCORE
12/6/07	h	W	92-45

SERIES

Home: 1-0, Away: 0-0, Neutral: 0-0

UTEP

GT LEADS 1-0

DATE	H/A	RESULT	SCORE
12/20/13	n	W	104-54

SERIES

Home: 0-0, Away: 0-0, Neutral: 1-0

UTAH STATE

GT LEADS 1-0

DATE	H/A	RESULT	SCORE
12/15/86	n	W	106-40

SERIES

Home: 0-0, Away: 0-0, Neutral: 1-0

VALDOSTA STATE

VALDOSTA STATE LEADS 4-0

DATE	H/A	RESULT	SCORE
12/10/79	a	L	84-113
1/18/80	h	L	65-82
1/26/81	a	L	61-68
2/21/81	h	L	68-99

SERIES

Home: 0-2, Away: 0-2, Neutral: 0-0

VANDERBILT

VANDERBILT LEADS 4-2

DATE	H/A	RESULT	SCORE
1978-79	a	W	69-67
2/19/79	h	W	71-63
11/17/79	a	L	61-67
1/28/80	h	L	67-77
1/9/82	h	L	74-80
1/21/07	n	L	55-72

SERIES

Home: 1-2, Away: 1-1, Neutral: 0-0

VILLANOVA

SERIES TIED 1-1

DATE	H/A	RESULT	SCORE
12/18/82	n	L	59-68
11/29/14	n	W	71-63

SERIES

Home: 0-0, Away: 0-0, Neutral: 1-1

VIRGINIA

VIRGINIA LEADS 53-16

DATE	H/A	RESULT	SCORE
11/24/79	a	L	44-85
1/17/81	h	L	42-66
2/12/81	n	L	49-61
1/16/82	a	L	45-75
2/15/82	h	L	51-56
11/21/82	a	L	59-80
2/14/83	h	W	55-54
1/23/84	h	L	65-75
2/18/84	a	L	50-89
3/2/84	n	L	58-75
1/21/85	h	L	47-71
2/16/85	a	L	67-97
11/24/85	a	L	52-86

2/15/86	h	L	64-82
3/1/86	n	L	64-90
1/17/87	h	L	66-76
2/11/87	a	L	56-78
1/20/88	a	L	69-90
2/25/88	h	L	68-91
1/21/89	h	W	105-80
2/4/89	a	L	74-91
1/20/90	h	L	77-97
2/3/90	a	L	65-94
3/3/90	n	L	65-73
1/19/91	h	L	72-98
2/2/91	a	L	94-98
1/25/92	a	L	74-79
2/8/92	h	L	62-86
3/9/92	n	L	69-70
1/23/93	h	L	81-107
2/5/93	a	L	53-88
1/22/94	a	L	75-88
2/6/94	h	L	54-82
1/21/95	a	L	53-73
2/20/95	h	L	53-61
1/20/96	h	L	58-79
2/20/96	a	L	62-80
1/16/97	a	L	53-74
2/13/97	h	W	72-60
2/28/97	n	L	63-77
12/6/97	h	W	84-65
1/30/98	a	L	57-93
1/14/99	a	L	62-82
2/18/99	h	L	73-86
1/3/00	a	L	70-83
2/3/00	h	L	65-66
1/7/01	h	W	70-65
2/8/01	a	W	87-70
1/10/02	h	W	92-61
2/11/02	a	L	79-85
3/2/02	n	L	58-60
1/16/03	a	L	63-74
2/16/03	h	L	54-56
1/12/04	a	L	59-60
2/12/04	h	W	65-55
1/20/05	h	L	38-61
2/23/06	a	L	51-57
2/22/07	h	W	73-49
3/2/08	a	L	101-103(2ot)
3/7/08	n	L	43-52
3/1/09	h	W	74-66
1/24/10	a	L	55-57
1/13/11	h	W	69-48
1/25/12	h	W	63-53
1/10/13	h	L	51-62
2/3/13	a	W	65-62
2/14/14	h	W	95-76
3/6/14	n	W	77-76
1/25/15	a	W	68-62

SERIES

Home: 12-19, Away: 3-26, Neutral: 1-8

VIRGINIA COMMONWEALTH

GT LEADS 1-0

DATE	H/A	RESULT	SCORE
12/5/87	n	W	73-63

SERIES

Home: 0-0, Away: 0-0, Neutral: 1-0

VIRGINIA TECH

GT LEADS 8-5

DATE	H/A	RESULT	SCORE
3/22/03	n	L	59-61
2/16/05	a	L	48-73
2/19/06	h	L	54-70
2/5/07	a	L	68-73
2/29/08	h	W	76-43
2/26/09	a	W	73-68(ot)
1/31/10	h	W	61-47
1/27/11	a	W	78-57

3/3/11	n	W	81-58
2/23/12	a	W	76-66
2/8/13	h	L	61-63
1/23/14	a	W	73-52
2/1/15	h	W	79-71

SERIES

Home: 3-2, Away: 4-2, Neutral: 1-1

WAGNER

GT LEADS 2-0

DATE	H/A	RESULT	SCORE
12/29/84	a	W	81-70
12/19/00	a	W	73-50

SERIES

Home: 0-0, Away: 2-0, Neutral: 0-0

WAKE FOREST

GT LEADS 40-24

DATE	H/A	RESULT	SCORE
11/25/79	n	W	94-67
2/2/80	a	L	71-80
2/10/81	h	W	78-62
1/31/82	a	W	64-53
2/23/83	h	W	93-72
2/4/84	a	L	70-79
2/25/84	h	W	77-74
1/5/85	a	L	49-54
2/9/85	h	L	55-77
2/1/86	h	L	60-73
2/9/86	a	L	62-75
1/12/87	a	W	95-82
2/14/87	h	W	72-70
1/23/88	h	L	66-71
2/7/88	a	L	79-87
1/8/89	a	L	57-85
2/11/89	h	W	88-82
1/6/90	h	L	52-70
2/18/90	a	L	59-73
1/6/91	a	L	72-85
2/7/91	h	W	74-67
1/8/92	h	W	74-56
2/21/92	a	W	83-66
1/10/93	a	L	70-85
2/21/93	h	W	85-72
1/9/94	h	W	70-60
2/20/94	a	L	69-70
1/12/95	h	W	83-77
2/11/95	a	L	61-66
1/10/96	a	L	67-81
2/11/96	h	W	75-65
1/19/97	a	W	80-65
2/16/97	h	W	83-67
1/11/98	a	W	80-60
2/13/98	h	W	58-53
2/26/98	n	W	78-67
1/4/99	a	L	72-77
2/3/99	h	W	74-58
1/6/00	a	W	73-62
2/6/00	h	W	60-54
1/25/01	a	L	71-79
2/25/01	h	W	79-63
1/4/02	a	W	65-56
2/3/02	h	L	61-64
1/31/03	a	W	74-70
3/3/03	h	W	77-60
1/29/04	h	L	55-57(ot)
2/20/04	a	L	61-63
3/5/04	n	L	59-61
2/6/05	a	W	40-37
1/22/06	h	W	66-61
1/28/07	a	W	58-45
1/10/08	h	W	57-47
2/3/09	a	L	60-68
1/14/10	h	W	72-66
3/5/10	n	W	52-45
1/17/11	a	W	54-46
1/12/12	h	W	71-67
2/16/12	a	W	67-52

SERIES HISTORY

1/31/13	h	W	89-82(ot)
2/21/13	a	W	82-64
3/7/13	n	L	67-86
1/16/14	h	W	79-63
2/28/15	a	W	67-60

SERIES

Home: 23-6, Away: 14-16, Neutral: 3-2

WASHINGTON

GT LEADS 2-0

DATE	H/A	RESULT	SCORE
12/23/10	a	W	60-27
12/21/12	h	W	52-44

SERIES

Home: 1-0, Away: 1-0, Neutral: 0-0

WEBER STATE

GT LEADS 1-0

DATE	H/A	RESULT	SCORE
11/28/98	h	W	81-46

SERIES

Home: 1-0, Away: 0-0, Neutral: 0-0

WEST GEORGIA

WEST GEORGIA LEADS 3-2

DATE	H/A	RESULT	SCORE
1975-76		L	35-97
		L	38-83
1977-78	n	L	79-94
1/11/81	h	W	57-55
1/30/85	h	W	69-67

SERIES

Home: 2-0, Away: 0-0, Neutral: 0-1

WEST VIRGINIA

WEST VIRGINIA LEADS 2-0

DATE	H/A	RESULT	SCORE
2/16/83	h	L	78-86(ot)
11/28/03	n	L	61-75

SERIES

Home: 0-1, Away: 0-0, Neutral: 0-1

WESTERN CAROLINA

GT LEADS 6-0

DATE	H/A	RESULT	SCORE
2/22/85	h	W	83-61
2/4/87	h	W	85-47
2/1/89	h	W	69-46
1/2/91	h	W	94-71
12/28/95	h	W	88-48
11/10/13	h	W	87-47

SERIES

Home: 6-0, Away: 0-0, Neutral: 0-0

WESTERN MICHIGAN

GT LEADS 1-0

DATE	H/A	RESULT	SCORE
12/29/99	h	W	95-89 (ot)

SERIES

Home: 1-0, Away: 0-0, Neutral: 0-0

WILLIAM & MARY

GT LEADS 3-0

DATE	H/A	RESULT	SCORE
12/8/90	n	W	78-60
12/29/96	h	W	78-53
12/31/03	h	W	67-57

SERIES

Home: 2-0, Away: 0-0, Neutral: 1-0

WINSTON-SALEM STATE

GT LEADS 1-0

DATE	H/A	RESULT	SCORE
1/4/07	h	W	75-43

SERIES

Home: 1-0, Away: 0-0, Neutral: 0-0

WINTHROP

GT LEADS 4-0

DATE	H/A	RESULT	SCORE
11/25/88	h	W	83-61
12/30/90	h	W	124-47
12/18/08	n	W	65-27
11/13/09	h	W	63-30

SERIES

Home: 3-0, Away: 0-0, Neutral: 1-0

WISCONSIN-GREEN BAY

WISCONSIN GREEN-BAY LEADS 2-1

DATE	H/A	RESULT	SCORE
3/26/92	n	W	78-77
11/26/11	n	L	62-67(ot)
11/28/14	n	L	50-71

SERIES

Home: 0-0, Away: 0-0, Neutral: 1-2

WISCONSIN-MILWAUKEE

GT LEADS 1-0

DATE	H/A	RESULT	SCORE
11/24/12	n	W	66-57

SERIES

Home: 0-0, Away: 0-0, Neutral: 1-0

RANKINGS HISTORY

TECH IN FINAL POLLS

YEAR	RECORD	AP	USA TODAY
2011	24-11	24	--
2012	26-9	15	10

TECH IN AP TOP 25

Last time ranked in AP Top 25	Preseason, 2012-13 (#22)
Last time ranked in AP Top 10	N/A
Weeks ranked in AP poll	35
Weeks ranked in Top 10	N/A
Weeks ranked in Top 5	N/A
Highest AP Ranking	#15 - March 12, 2012
vs. AP Top 25 all-time	34-244
vs. AP Top 10 all-time	10-115
vs. AP Number 1 all-time	0-10
under MaChelle Joseph vs. AP Top 25	13-85
under MaChelle Joseph vs. AP Top 10	4-49
under MaChelle Joseph vs. AP Number 1	0-5

TECH VS. NO. 1

DATE	OPPONENT	W/L	SCORE
Nov. 29, 1984	Georgia	L	69-100
Jan. 19, 1991	Virginia	L	72-68
Jan. 27, 1992	at Maryland	L	54-75
March 9, 1992	vs. Virginia	L	69-70
Jan. 13, 2003	Duke	L	59-79
Jan. 8, 2015	Duke	L	41-81
Feb. 5, 2006	North Carolina	L	56-75
Nov. 16, 2008	at Connecticut	L	71-82
Nov. 21, 2010	Connecticut	L	51-71
March 24, 2012	vs. Baylor	L	68-83

TECH VS. TOP 10

DATE	OPPONENT	W/L	SCORE
Nov. 27, 1979	at #11 Maryland	L	78-94
Jan. 12, 1980	at #8 NC State	L	38-97
Feb. 8, 1980	vs. #9 NC State	L	48-99
Jan. 3, 1981	#9 NC State	L	55-74
Jan. 4, 1982	#7 NC State	L	62-76
Jan. 30, 1982	at #5 NC State	L	48-75
Feb. 17, 1982	at #9 Maryland	L	64-77
Dec. 16, 1982	at #3 Maryland	L	64-88
Jan. 10, 1983	#3 Maryland	L	57-69
Dec. 2, 1983	#3 Georgia	L	52-89
Dec. 14, 1983	at #9 Maryland	L	59-80
Nov. 29, 1984	#1 Georgia	L	69-100
Dec. 4, 1985	at #2/2 Georgia	L	58-93
Feb. 15, 1986	#5 Virginia	L	64-82
March 1, 1986	vs. #3 Virginia	L	64-90
Jan. 17, 1987	#4 Virginia	L	66-76
Feb. 2, 1987	at #3 Tennessee	L	74-100
Feb. 11, 1987	at #8 Virginia	L	56-78
Jan. 11, 1988	#4 Tennessee	L	79-96
Jan. 20, 1988	at #7 Virginia	L	69-90
Feb. 25, 1988	#9 Virginia	L	68-91
Nov. 28, 1988	#3 Georgia	L	58-73
Jan. 4, 1989	#5 Maryland	L	60-85
Feb. 6, 1989	at #6 Maryland	L	74-106
Feb. 15, 1989	at #3 Tennessee	L	71-88
Nov. 29, 1989	at #4 Georgia	L	70-85
Jan. 2, 1990	#6 NC State	W	79-78
Jan. 20, 1990	at #9 Virginia	L	77-97
Feb. 16, 1990	at #9 NC State	L	55-80
Jan. 4, 1991	at #2 NC State	L	79-97
Jan. 19, 1991	#1 Virginia	L	72-98
Feb. 2, 1991	at #1 Virginia	L	94-98
Feb. 16, 1991	#7 NC State	L	74-98
Jan. 25, 1992	at #2 Virginia	L	74-79

Jan. 27, 1992	at #1 Maryland	L	54-75
Feb. 8, 1992	#2 Virginia	L	62-86
Feb. 17, 1992	#4 Maryland	L	63-71
March 7, 1992	#4 Maryland	W	68-67
March 9, 1992	#1 Virginia	L	69-70
Jan. 14, 1993	#3 Maryland	L	66-77
Feb. 7, 1993	at #7 Maryland	L	70-75
Jan. 16, 1994	at #4 North Carolina	L	51-87
Feb. 12, 1994	#3 North Carolina	L	79-89
March 5, 1994	vs. #5 North Carolina	L	55-78
Jan. 7, 1995	at #4 North Carolina	L	62-74
Feb. 20, 1995	#6 Virginia	L	53-61
Jan. 20, 1996	#7 Virginia	L	58-79
Nov. 29, 1996	#9 Notre Dame	L	69-76
Jan. 5, 1997	#7 NC State	W	73-72
Jan. 30, 1997	#6 North Carolina	L	77-80
Feb. 13, 1997	#9 Virginia	W	72-60
Dec. 6, 1997	#9 Virginia	W	84-65
Jan. 8, 1998	#8 North Carolina	L	48-69
Feb. 1, 1998	at #7 NC State	L	60-85
Feb. 8, 1998	at #5 North Carolina	L	58-85
Feb. 27, 1998	#8 Duke	L	56-100
Dec. 3, 1998	at #9 North Carolina	L	68-85
Jan. 18, 1999	#5 Georgia	L	82-88
Jan. 24, 1999	#7 North Carolina	W	91-84
Feb. 7, 1999	#9 Duke	L	73-74
Nov. 30, 1999	#6 NC State	L	70-80
Jan. 20, 2000	vs. #7 Georgia	L	58-86
Dec. 8, 2000	#5 Georgia	L	61-78
Jan. 11, 2001	at #5 Duke	L	83-86
Feb. 12, 2001	#4 Duke	L	54-74
Dec. 27, 2001	#10 Georgia	L	52-69
Dec. 30, 2001	#6 Duke	L	60-76
Jan. 31, 2002	at #5 Duke	L	50-86
Nov. 17, 2002	at #5 Kansas St.	L	59-83
Jan. 13, 2003	#1 Duke	L	59-79
Feb. 2, 2003	at #7 North Carolina	L	64-76
Feb. 13, 2003	at #Duke	L	43-82
March 9, 2003	vs #2 Duke	L	52-76
Jan. 8, 2004	#1 Duke	L	45-77
Feb. 7, 2004	at #2 Duke	L	41-81
Dec. 3, 2004	#6 Georgia	W	55-49
Jan. 17, 2005	at #1 Duke	L	59-82
Feb. 20, 2005	#3 Duke	L	55-73
Jan. 11, 2006	#2 Duke	L	59-67
Jan. 18, 2006	at #4 North Carolina	L	56-85
Jan. 26, 2006	at #6 Maryland	L	71-79
Feb. 5, 2006	#1 North Carolina	L	56-75
Dec. 3, 2006	#8 Georgia	L	69-79
Jan. 2, 2007	#2 North Carolina	L	57-69
Jan. 10, 2007	at #3 Duke	L	51-83
Feb. 1, 2007	#4 Maryland	W	77-72
March 2, 2007	#6 Maryland	L	59-75
Dec. 2, 2007	at #7 Georgia	L	64-71
Jan. 5, 2008	at #4 North Carolina	L	78-99
Jan. 20, 2008	at #4 Maryland	L	95-99 (20T)
Jan. 24, 2008	#10 Duke	L	47-73
Feb. 10, 2008	#3 North Carolina	L	61-75
Nov. 16, 2008	at #1 Connecticut	L	71-82
Nov. 29, 2008	vs. #9 Texas	L	68-76
Jan. 22, 2009	#2 North Carolina	W	66-62
Jan. 25, 2009	at #4 Duke	L	34-60
Feb. 15, 2009	at #8 North Carolina	L	50-73
March 24, 2009	vs. #4 Oklahoma	L	50-69
Jan. 6, 2010	at #7 North Carolina	L	78-89
Feb. 15, 2010	#10 Florida State	L	59-69
Feb. 19, 2010	#8 Duke	L	50-64
March 6, 2010	vs. #9 Duke	L	55-67
Nov. 21, 2010	#1 Connecticut	L	51-71
Nov. 26, 2010	#4 Tennessee	L	42-66
Jan. 6, 2011	#8 North Carolina	W	71-70
Jan. 21, 2011	at #3 Duke	L	32-69

March 5, 2011	vs. #8 Duke	L	66-74
Jan. 6, 2012	at #5 Maryland	L	74-77
Jan. 18, 2012	#5 Duke	L	62-79
Feb. 6, 2012	#8 Maryland	L	56-64
March 5, 2012	vs. #6 Maryland	L	65-68
March 24, 2012	vs. #1 Baylor	L	68-83
Dec. 2, 2012	#8 Georgia	L	50-60
Dec. 6, 2012	at #4 Duke	L	52-85
Jan. 20, 2013	#10 Maryland	L	57-66
Nov. 17, 2013	at #4 Tennessee	L	76-87
Jan. 5, 2014	#4 Duke	L	47-64
Jan. 19, 2014	at #6 Maryland	L	81-92
Feb. 17, 2014	at #2 Notre Dame	L	72-87
Jan. 2, 2015	#7 Louisville	L	48-75
Jan. 11, 2015	at #8 North Carolina	L	81-96
Jan. 22, 2015	at #6 Notre Dame	L	76-89
Jan. 30, 2015	#9 Florida State	L	62-82
Feb. 19, 2015	#4 Notre Dame	L	61-71

Last win vs. Top 10 Team: Jan. 6, 2011

Last home win vs. Top 10 team: Jan. 6, 2011

Last road win vs. Top 10 team: N/A

Last ACC win vs. Top 10 team: Jan. 6, 2011

WINS AGAINST RANKED TEAMS

DATE	OPPONENT	H/A	SCORE
Jan. 6, 1987	#13 Maryland	H	81-80 (OT)
Jan. 21, 1989	#13 Virginia	H	105-80
Jan. 2, 1990	#6 NC State	H	79-78
Jan. 18, 1990	#15 Maryland	H	70-68
Jan. 17, 1992	#16 NC State	H	83-72
Feb. 4, 1992	at #18 Clemson	A	59-57
March 7, 1992	vs. #4 Maryland	N	68-67
March 8, 1992	vs. #18 Clemson	N	74-73
Jan. 15, 1993	#15 North Carolina	H	73-63
Jan. 25, 1996	#18 Clemson	H	55-38
Feb. 25, 1996	at #17 Clemson	A	72-62
Jan. 5, 1997	#7 NC State	H	73-72
Feb. 13, 1997	#9 Virginia	H	72-60
Dec. 6, 1997	#9 Virginia	H	84-65
Dec. 5, 1998	at #17/14 NC State	A	74-73
Jan. 24, 1999	#7/6 North Carolina	H	91-84
Jan. 13, 2000	#15/12 North Carolina	H	55-44
Feb. 24, 2000	at #14/11 NC State	A	69-52
March 4, 2000	vs. #15/14 NC State	N	71-62
Jan. 7, 2001	#25 Virginia	H	70-65
Feb. 8, 2001	at #24 Virginia	A	87-70
Jan. 17, 2002	at #17/15 North Carolina	A	81-62
Dec. 27, 2002	vs. #24/22 Georgia	N	55-49
Dec. 3, 2004	#6/6 Georgia	H	55-49
Feb. 1, 2007	#4/4 Maryland	H	77-72
Dec. 3, 2008	#21/24 Michigan St.	H	70-57
Jan. 22, 2009	#2/3 North Carolina	H	66-62
March 1, 2009	#22/19 Virginia	H	74-66
Dec. 5, 2010	#21/22 Georgia	H	69-53
Jan. 6, 2011	#8/8 North Carolina	H	71-70
Feb. 24, 2011	at #13/16 North Carolina	A	64-57
March 4, 2011	vs. #13/15 Maryland	N	70-64
Feb. 12, 2012	at #23/RV North Carolina	A	56-64
March 20, 2012	vs. #17/16 Georgetown	N	76-64
Feb. 6, 2014	#13/11 North Carolina	H	94-91
Feb. 26, 2015	#16/17 Duke	H	71-62

Overall (36 wins)

Most Points Scored: 105 vs. #13 Virginia (1/21/89)

Largest Margin of Victory: 25, 105-80 vs. #13 Virginia (1/21/89)

Highest Ranked Opponent Beaten: #2/3 North Carolina (1/22/09)

Home Wins: 22

Awau Wins: 8

Neutral Wins: 6

RANKINGS HISTORY

Under Coach Joseph (13 wins)

Most Points Scored: 94 vs. #13/11 North Carolina (2/6/14)

Largest Margin of Victory: 13, 70-57 vs. #21/24 Mich. St. (12/3/08)

Highest Ranked Opponent Beaten: #2/3 North Carolina (1/22/09)

Home Wins: 9

Away Wins: 2

Neutral Wins: 2

NATIONAL POLL HISTORY

SEASON	DATE	AP	USA TODAY
1992-93	Dec. 22, 1992	25	25
	Dec. 29, 1992	23	21
	Jan. 5, 1993	23	23
	Jan. 12, 1993	23	25
	Jan. 26, 1993	24	
2007-08	Jan. 21, 2008	23	23
2008-09	Dec. 15, 2008	25	
	Dec. 22, 2008	23	25
	Dec. 29, 2008	23	24
	Jan. 5, 2009	22	22
	Jan. 12, 2009	24	25
2009-10	Preseason	19	
	Nov. 30, 2009	23	
	Dec. 14, 2009	25	
	Dec. 21, 2009	24	
	Dec. 28, 2009	24	
	Jan. 4, 2010	20	
	Jan. 11, 2010	21	
	Jan. 18, 2010	22	
	Jan. 25, 2010	25	
	Feb. 1, 2010	21	
	Feb. 8, 2010	21	
	Feb. 15, 2010	19	
	Feb. 23, 2010	22	
2010-11	Jan. 24, 2011	25	
	Jan. 31, 2010	25	
	March 7, 2011	24	
2011-12	Nov 22, 2011		25
	Jan. 24, 2012		24
	Jan. 30, 2012	24	22
	Feb. 6, 2012	22	23
	Feb. 13, 2012	20	22
	Feb. 20, 2012	17	19
	Feb. 27 2012	15	18
	March 5, 2012	15	13
	March 12, 2012	15	
	April 4, 2012		10
2012-13	Preseason	22	20

ACC TOURNAMENT RESULTS

YEAR-BY-YEAR RESULTS

1980, College Park, Md.

QF #1 NC State def. #8 GT, 99-48

1981, Clemson, S.C.

QF #2 Virginia def. #7 GT, 61-49

1982, Raleigh, N.C.

QF #4 Clemson def. #5 GT, 62-54

1983, Fayetteville, N.C.

QF #2 UNC def. #7 GT, 85-80

1984, Fayetteville, N.C.

QF #1 Virginia def. #8 GT, 75-58

1985, Fayetteville, N.C.

QF #1 NC State def. #8 GT, 87-60

1986, Fayetteville, N.C.

QF #1 Virginia def. #8 GT, 90-64

1987, Fayetteville, N.C.

QF #3 UNC def. #6 GT, 64-54

1988, Fayetteville, N.C.

QF #2 Maryland def. #7 GT, 102-74

1989, Fayetteville, N.C.

QF #3 Clemson def. #6 GT, 94-74

1990, Fayetteville, N.C.

QF #2 Virginia def. #7 GT, 73-65

1991, Fayetteville, N.C.

QF #2 Maryland def. #7 GT, 91-73

1992, Rock Hill, S.C.

QF #7 GT def. #2 Maryland, 68-67
SF #7 GT def. #3 Clemson, 74-73
CG #1 Virginia def. #7 GT, 70-69

1993, Rock Hill, S.C.

QF #5 Clemson def. #4 GT, 87-66

1994, Rock Hill, S.C.

QF #2 UNC def. #7 GT, 78-55

1995, Rock Hill, S.C.

QF #3 NC State def. #6 GT, 88-70

1996, Rock Hill, S.C.

1R #9 FSU def. #8 GT, 64-51

1997, Charlotte, N.C.

QF #2 Virginia def. #7 GT, 77-63

1998, Charlotte, N.C.

1R #8 GT def. #9 Wake Forest, 78-67
QF #1 Duke def. #8 GT, 100-56

1999, Charlotte, N.C.

QF #3 UNC def. #6 GT, 87-71

2000, Greensboro, N.C.

QF #6 GT def. #3 NC State, 71-62
SF #2 Duke def. #6 GT, 77-56

2001, Greensboro, N.C.

1R #7 UNC def. #8 GT, 79-64

2002, Greensboro, N.C.

QF #4 Virginia def. #5 GT, 60-58

2003, Greensboro, N.C.

QF #5 GT def. #4 FSU, 64-59

SF #1 Duke def. #5 GT, 76-52

2004, Greensboro, N.C.

1R #9 Wake Forest def. #8 GT, 61-59

2005, Greensboro, N.C.

1R #9 Miami def. #8 GT, 60-58

2006, Greensboro, N.C.

1R #11 GT def. #6 Miami, 79-62
QF #3 Maryland def. #11 GT, 71-66

2007, Greensboro, N.C.

1R #6 GT def. #11 Miami, 66-52
QF #3 Maryland def. #6 GT, 75-59

2008, Greensboro, N.C.

1R #5 GT def. #12 Miami, 76-49
QF #4 Virginia def. #5 GT, 52-43

2009, Greensboro, N.C.

1R #12 Clemson def. #5 GT, 81-69

2010, Greensboro, N.C.

QF #4 GT def. #5 Wake Forest, 52-45
SF #1 Duke def. #4 GT, 67-55

2011, Greensboro, N.C.

1R #5 GT def. #12 VT, 81-58
QF #5 GT def. #4 Maryland, 70-64
SF #1 Duke def. #5 GT, 74-66

2012, Greensboro, N.C.

QF #4 GT def. #5 UNC, 54-53
SF #4 GT def. #9 NCSU, 81-67
CG #3 Maryland def. #4 GT, 68-65

2013, Greensboro, N.C.

1R #10 WF def. #7 GT, 86-67

2014, Greensboro, N.C.

2R #7 GT def. #10 Virginia, 77-76
QF #2 Duke def. #7 GT, 82-52

2015: Greensboro, N.C.

1R #11 GT def. #14 Clemson, 80-53
2R #6 North Carolina def. #11 GT, 84-64

ROUND-BY-ROUND RESULTS

ACC First Round (6-6)

1996 #9 FSU def. #8 GT, 64-51
1998 #8 GT def. #9 WF, 78-67
2001 #7 UNC def. #8 GT, 79-64
2004 #9 WF def. #8 GT, 61-59
2005 #9 Miami def. #8 GT, 60-58
2006 #11 GT def. #6 Miami, 79-62
2007 #6 GT def. #11 Miami, 66-52
2008 #5 GT def. #12 Miami, 76-49
2009 #12 CU def. #5 GT, 81-69
2011 #5 GT def. #12 VT, 81-58
2013 #10 WF def. #7 GT, 86-67
2015 #11 GT def. #14 Clemson, 80-53

ACC Second Round (1-1)

2014 #7 GT def. #10 Virginia, 77-76
2015 #6 UNC def. #11 GT, 84-64

ACC Quarterfinals (6-23)

1980 #1 NCST def. #8 GT, 99-48
1981 #2 Virginia def. #7 GT, 61-49
1982 #4 CU def. #5 GT, 62-54
1983 #2 UNC def. #7 GT, 85-80
1984 #1 Virginia def. #8 GT, 75-58
1985 #1 NCST def. #8 GT, 87-60
1986 #1 Virginia def. #8 GT, 90-64
1987 #3 UNC def. #6 GT, 64-54

1988 #2 Md def. #7 GT, 102-74
1989 #3 CU def. #6 GT, 94-74
1990 #2 Virginia def. #7 GT, 73-65
1991 #2 Md def. #7 GT, 91-73
1992 #7 GT def. #2 Md, 68-67
1993 #5 CU def. #4 GT, 87-66
1994 #2 UNC def. #7 GT, 78-55
1995 #3 NCST def. #6 GT, 88-70
1997 #2 Virginia def. #7 GT, 77-63
1998 #1 Duke def. #8 GT, 100-56
1999 #3 UNC def. #6 GT, 87-71
2000 #6 GT def. #3 NCST, 71-62
2002 #4 Virginia def. #5 GT, 60-58
2003 #5 GT def. #4 FSU, 64-59
2006 #3 Md def. #11 GT, 71-66
2007 #3 Md def. #6 GT, 75-59
2008 #4 Virginia def. #5 GT, 52-43
2010 #4 GT def. #5 WF, 52-45
2011 #5 GT def. #4 Md, 70-64
2012 #4 GT def. #5 UNC, 54-53
2014 #2 Duke def. #7 GT, 82-52

ACC Semifinals (2-4)

1992 #7 GT def. #3 CU, 74-73
2000 #2 Duke def. #6 GT, 77-56
2003 #1 Duke def. #5 GT, 76-52
2010 #1 Duke def. #4 GT, 67-55
2011 #1 Duke def. #5 GT, 74-66
2012 #4 GT def. #9 NCST, 81-67

ACC Championship Game (0-2)

1992 #1 Virginia def. #7 GT, 70-69
2012 #3 Md def. #4 GT, 68-65

Bold italics indicate Joseph era.

Coach Joseph in the ACC Tournament:

Overall: 10-12

First Round: 5-4

Second Round: 1-1

Quarterfinals: 3-4

Semifinals: 1-2

Championship: 0-1

ACC Tournament Fact

Georgia Tech became the lowest seeded team in ACC Tournament history to qualify for the championship game in 1992 when the seventh-seeded Jackets scored a pair of one-point victories over nationally-ranked Maryland and Clemson to reach the final. Tech topped the second-seeded and fourth-ranked Terrapins, 68-67, in the first round and edged the third-seeded and 18th-ranked Tigers, 74-73, in the semifinals. In the championship game, Tech battled top-seeded and top-ranked Virginia tough, before falling by a one-point margin, 70-69.

POSTSEASON TOURNAMENT RESULTS

NCAA TOURNAMENT

The Yellow Jackets made their first appearance in the NCAA Tournament in 1992-93 with a 16-10 record and an 8-8 ACC mark. Tech didn't return to the NCAA Tournament for 10 years, making its next trip in 2003, but the Jackets have participated in every Big Dance since from 2007 - 2012. In 2012, Georgia Tech made its breakthrough to reach the program's first Sweet 16 with a 76-64 win against Georgetown in the second round.

1993: Midwest Region

Evanston, Ill.
M17 64 at Northwestern L, 62-90

2003: East Region

West Lafayette, Ind.
#10 seed
M22 64 vs. #7 Virginia Tech L, 59-61

2007: Dallas Region

Minneapolis, Minn.
#7 Seed
M17 64 vs. #10 DePaul W, 55-54
M19 32 vs. #2 Purdue L, 63-76

2008: Greensboro Region

Des Moines, Iowa
#10 seed
M22 64 vs. #7 Iowa State L, 55-58

2009: Oklahoma City Region

Iowa City, Iowa
#9 seed
M22 64 vs. #8 Iowa W, 76-62
M24 32 vs. #1 Oklahoma L, 50-69

2010: Kansas City Region

Norman, Oklahoma
#6 seed
M21 64 vs. #11 Arkansas Little Rock L, 53-63

2011: Dayton Region

Columbus, Ohio
#5 seed
M19 64 vs. #12 Bowling Green W, 69-58
M21 32 at #4 Ohio State L, 60-67

2012: Des Moines Region

Chapel Hill, N.C.
#4 seed
M18 64 vs. #13 Sacred Heart W, 76-50
M20 32 vs. #5 Georgetown W, 76-64
Des Moines, Iowa
M24 16 vs. #1 Baylor L, 68-83

2014: Louisville Region

Baton Rouge, La.
#10 seed
M23 64 at #7 LSU L, 78-98

Georgia Tech All-Time NCAA Record

Overall: 5-9
Round of 64: 4-5
Round of 32: 1-3
Sweet 16: 0-1
Neutral Site: 4-6
Opponent Site: 1-3

Head Coach MaChelle Joseph NCAA Record

Overall: 5-7
Round of 64: 4-3
Round of 32: 1-3
Sweet 16: 0-1

Georgia Tech vs. Conferences in NCAA Tournament

Big 12: 0-3
BIG EAST: 2-1
Big Ten: 1-3
Mid-American: 1-0
Northeast: 1-0
SEC: 0-1
Sun Belt: 0-1



The Yellow Jackets made it to the NCAA Tournament for the first time under Joseph in 2007 which was the first of six-straight appearances in the Big Dance under Joseph from 2007-12.

WNIT

In the first postseason appearance in school history, Georgia Tech's women's basketball team captured the 1992 National Women's Invitational Tournament in Amarillo, Texas. En route to the title, the Jackets defeated Wisconsin-Green Bay, 78-77, in the first round, Nebraska, 73-68, in the semifinals, and Hawaii, 90-72, in the championship game. The 1992 WNIT not only marked Tech's first postseason appearance, but it also marked the first WNIT title for an ACC school. In 1998, the WNIT switched names to the WNIT.

1992: Cal Farley Coliseum; Amarillo, Texas (WNIT)

M26 Wisconsin-Green Bay W 78-77
M27 Nebraska W 73-68
M28 Hawaii W 90-72

2000: Multiple Sites (WNIT)

M16 Southern Mississippi(1) W 76-71 (ot)
M18 at Chattanooga(2) W 81-74
M21 at Arkansas(3) L 67-78

2001: Humphrey Coliseum; Starkville, Miss.(WNIT)

M15 Mississippi State L 73-77

2002: Alexander Memorial Coliseum; Atlanta, Ga.(WNIT)

M13 Miami L 64-73

2015: Multiple Sites (WNIT)

M19 Elon W 69-47
M22 at Ole Miss (5) L 48-63

(1): Alexander Memorial Coliseum, Atlanta, Ga.

(2): McKenzie Arena, Chattanooga, Tenn.

(3): Arkansas Arena, Fayetteville, Ark.

(4): McCamish Pavilion, Atlanta, Ga.

(5): Tad Smith Coliseum, Oxford, Miss.

Four Tournaments: Won 6 Lost 4

1992 WNIT Champions

OTHER POSTSEASON TOURN.

1975 GAIW State Tournament

vs. Fort Valley L 39-76
vs. Tift L 54-65

1976 GAIW State Tournament

vs. Berry L 41-109
vs. North Georgia L 35-69

1977 GAIW State Tournament

vs. Morris Brown W 75-27
vs. Spelman W 55-43

1978 GAIW State Tournament

vs. West Georgia L 79-94

1979 GAIW State Tournament

vs. Berry L 68-92

1980 GAIW State Tournament

F. 21 at Georgia Southern L 51-87

1981 GAIW State Tournament

F. 26 vs. Georgia L 70-89

Seven Tournaments: Won 2 Lost 8

HONORS & AWARDS

ALL-AMERICANS

JOYCE PIERCE

1993 - KODAK/WBCA HONORABLE MENTION



KISHA FORD

1997 - ASSOCIATED PRESS HONORABLE MENTION
1997 - KODAK/WBCA HONORABLE MENTION



SONJA MALLORY

2003 - KODAK/WBCA HONORABLE MENTION



ALEX MONTGOMERY

2011 - KODAK/WBCA HONORABLE MENTION



TYAUNNA MARSHALL

2013 - ASSOCIATED PRESS HONORABLE MENTION
2014 - ASSOCIATED PRESS HONORABLE MENTION
2013 - KODAK/WBCA HONORABLE MENTION



FRESHMAN ALL-AMERICA

Kisha Ford	1994	Basketball Times
Niesha Butler	1999	Women's Basketball Journal Women's Basketball News Service
Tyanna Marshall	2011	Full Court Press (Third Team)

MCDONALD'S HIGH SCHOOL ALL-AMERICA

Kasha Terry	2002
Kaela Davis	2013

STREET & SMITH'S HIGH SCHOOL ALL-AMERICA

Janie Mitchell	2002	Honorable Mention
Nia Josiah	2003	Honorable Mention
Jill Ingram	2003	Honorable Mention
Daphne Mitchell	2003	Honorable Mention
Janie Mitchell	2003	Honorable Mention
Nia Josiah	2004	Honorable Mention
April Phillips	2004	Honorable Mention
Tiffany Blackmon	2005	Honorable Mention
Angel Buie	2005	Honorable Mention
Nia Josiah	2005	Honorable Mention
Iasia Hemingway	2007	Honorable Mention
Alex Montgomery	2007	Honorable Mention

PARADE HIGH SCHOOL ALL-AMERICA

Jackie Farmer	1987
Aisha Howard	1996
Iasia Hemingway	2007
Alex Montgomery	2007

WBCA HIGH SCHOOL ALL-AMERICA

Kasha Terry	2002	
Jillian Ingram	2004	Honorable Mention
Iasia Hemingway	2007	
Kaela Davis	2013	

ALL STAR GIRLS REPORT HIGH SCHOOL ALL-AMERICA

Jillian Ingram	2004	Fourth Team
Daphne Mitchell	2004	Fourth Team
Janie Mitchell	2004	Fifth Team

ACC AWARDS

Beginning with the 2012-13 season, the ACC released separate coaches and media All-ACC teams.

ALL-ACC

BY NAME:

Ardossi, Brigitte	2010	2nd
Bootz, Delores	1986	2nd
Bootz, Delores	1987	2nd
Bootz, Delores	1988	2nd
Butler, Niesha	1999	2nd
Butler, Niesha	2001	3rd
Davis, Kaela	2014	2nd (Coaches;Media)
Davis, Kaela	2015	1st (Coaches; Media)
Ford, Kisha	1995	2nd
Ford, Kisha	1996	2nd
Ford, Kisha	1997	1st
Goodlett, Sasha	2012	2nd
Higgs, Stephanie	2005	Honorable Mention
Higgs, Stephanie	2007	3rd
Lounsbury, Karen	1990	2nd
Mallory, Sonja	2002	2nd
Mallory, Sonja	2003	1st
Marshall, Tyanna	2011	3rd
Marshall, Tyanna	2012	2nd
Marshall, Tyanna	2013	1st (Coaches; Media)
Marshall, Tyanna	2014	1st (Coaches; Media)
Martinez, Milli	2002	2nd
Mitchell, Janie	2007	Honorable Mention
Mitchell, Janie	2008	3rd
Montgomery, Alex	2009	3rd
Montgomery, Alex	2010	3rd
Montgomery, Alex	2011	2nd
Neal, Ida	1989	1st
Nnamaka, Chioma	2008	Honorable Mention
Pierce, Joyce	1991	2nd
Pierce, Joyce	1992	2nd
Pierce, Joyce	1993	2nd
Stewart, Alex	2003	3rd
Stewart, Alex	2004	Honorable Mention
Stokes, Fallon	2003	3rd
Stokes, Fallon	2004	2nd
Tate, Regina	2002	3rd
Walker, Marielle	1988	2nd

BY YEAR:

Bootz, Delores	1986	2nd
Bootz, Delores	1987	2nd
Bootz, Delores	1988	2nd
Walker, Marielle	1988	2nd
Neal, Ida	1989	1st
Lounsbury, Karen	1990	2nd
Pierce, Joyce	1991	2nd
Pierce, Joyce	1992	2nd
Pierce, Joyce	1993	2nd
Ford, Kisha	1995	2nd
Ford, Kisha	1996	2nd
Ford, Kisha	1997	1st
Butler, Niesha	1999	2nd
Butler, Niesha	2001	3rd
Mallory, Sonja	2002	2nd
Martinez, Milli	2002	2nd
Tate, Regina	2002	3rd
Mallory, Sonja	2003	1st

HONORS & AWARDS

Stewart, Alex	2003	3rd
Stokes, Fallon	2003	3rd
Stewart, Alex	2004	Honorable Mention
Stokes, Fallon	2004	2nd
Higgs, Stephanie	2005	Honorable Mention
Higgs, Stephanie	2007	3rd
Mitchell, Janie	2007	Honorable Mention
Mitchell, Janie	2008	3rd
Nnamaka, Chioma	2008	Honorable Mention
Montgomery, Alex	2009	3rd
Ardossi, Brigitte	2010	2nd
Montgomery, Alex	2010	3rd
Marshall, Tyaunna	2011	3rd
Montgomery, Alex	2011	2nd
Goodlett, Sasha	2012	2nd
Marshall, Tyaunna	2012	2nd
Marshall, Tyaunna	2013	1st (Coaches; Media)
Marshall, Tyaunna	2014	1st (Coaches; Media)
Davis, Kaela	2014	2nd (Coaches; Media)
Davis, Kaela	2015	1st (Coaches; Media)

ACC ALL-FRESHMAN TEAM

Kathy Dortch	1993
Kisha Ford	1994
Carla Munnion	1994
Niesha Butler	1999
Chioma Nnamaka	2005
Alex Montgomery	2008
Tyaunna Marshall	2011
Sydney Wallace	2012
Brittany Jackson	2013 (Coaches; Media)
Kaela Davis	2014 (Coaches; Media)

ACC ALL-DEFENSIVE TEAM

Milli Martinez	2002
Sorja Mallory	2003
Jacqua Williams	2008, '09
Alex Montgomery	2011
Tyaunna Marshall	2013
Tyaunna Marshall	2014

ACC SIXTH PLAYER OF THE YEAR

Alex Montgomery	2010
-----------------	------

ACC ROOKIE OF THE YEAR

Niesha Butler	1999
---------------	------

ACC ALL-TOURNAMENT TEAM

Devony Caldwell	1992
Joyce Pierce	1992
Kisha Ford (2nd Team)	1994
Carla Munnion (2nd Team)	1998
Milli Martinez (2nd Team)	2000
Fallon Stokes (2nd Team)	2003
Stephanie Higgs (2nd Team)	2006
Alex Montgomery (2nd Team)	2010
Tyaunna Marshall (2nd Team)	2011
Sasha Goodlett (1st Team)	2012
Tyaunna Marshall (1st Team)	2012
Metra Walhour (2nd Team)	2012

ACC LEGEND

Ida Neal Smith	2005
Kisha Ford	2006
Dolores Bootz	2007
Bonnie Tate	2008
Karen Lounsbury	2009
Joyce Pierce	2010
Tory Ehle-Rule	2011
Bernadette McGlade	2012
Danielle Donehew	2013
Agnus Berenato	2014
Sorja Mallory	2015

ACC PLAYER OF THE WEEK

Dolores Bootz	Jan. 5, 1986
Marielle Walker	Dec. 1, 1986; Dec. 14, 1987
Karen Lounsbury	Dec. 19, 1988
Ida Neal	Jan. 23, 1989
Sheila Wagner	Jan. 31, 1990
Kisha Ford	Dec. 20, 1993; Feb. 14, 1994; Feb. 17, 1997
Carla Munnion	Dec. 4, 1995; Dec. 18, 1995
Kenya Williams	Nov. 23, 1998
Niesha Butler	Jan. 8, 2001
Regina Tate	Nov. 26, 2001
Sorja Mallory	Jan. 21, 2002
Fallon Stokes	Nov. 24, 2003*; Dec. 8, 2003
Stephanie Higgs	Dec. 27, 2004; Feb. 5, 2007
Janie Mitchell	Dec. 10, 2007; Dec. 17, 2007
Chioma Nnamaka	Feb. 4, 2008
Brigitte Ardossi	Feb. 1, 2010
Alex Montgomery	Dec. 6, 2010; Dec. 27, 2010*
Tyaunna Marshall	Dec. 17, 2012, Feb. 4, 2013, Feb. 25, 2013, Feb. 10, 2014

ACC ROOKIE OF THE WEEK

Stacey Buchannon	Dec. 20, 1993
Kisha Ford	Jan. 10, 1994
Danielle Donehew	Feb. 17, 1997
Betsy Foy	Dec. 8, 1997
Niesha Butler	Nov. 23, 1998*; Nov. 30, 1998; Dec. 7, 1998; Dec. 21, 1998; Jan. 4, 1999; Jan. 25, 1999, Feb. 1, 1999
Megan Harpring	Feb. 24, 2003
Chioma Nnamaka	Dec. 27, 2004
Alex Montgomery	Dec. 26, 2007; Jan. 21, 2008
Iasia Hemingway	Jan. 28, 2008
Mo Bennett	Nov. 17, 2008
Sasha Goodlett	Feb. 9, 2009
Sharena Taylor	Dec. 14, 2009
Tyaunna Marshall	Nov. 15, 2010*; Nov. 22, 2010; Dec. 6, 2010; Jan. 3, 2010; Jan. 10, 2010
Aaliyah Whiteside	Dec. 24, 2012
Brittany Jackson	Nov. 19, 2012, Jan. 14, 2013
Kaela Davis	Nov. 11, 2013, Dec. 9, 2013, Jan. 20, 2014 .March 3, 2014

REGION HONORS

GEORGIA COMMISSION ON WOMEN COLLEGIATE SPORTSWOMAN OF THE YEAR

Regina Tate	2001-02
-------------	---------

GEORGIA HALL OF FAME COACH OF THE YEAR

Agnus Berenato	1991-91
----------------	---------

ATLANTA TIPOFF CLUB COACH OF THE YEAR

Agnus Berenato	1991-92, 2002-03
MaChelle Joseph	2006-07, 2011-12

ATLANTA TIPOFF CLUB STATE OF GEORGIA COLLEGE PLAYER OF THE YEAR

Kisha Ford	1993-94
Niesha Butler	1998-99
Sorja Mallory	2002-03
Janie Mitchell	2007-08
Brigitte Ardossi	2009-10
Alex Montgomery	2010-11
Sasha Goodlett	2011-12
Tyaunna Marshall	2012-13; 2013-14
Kaela Davis	2014-15

ATLANTA WOMEN IN SPORTS ATHLETE OF THE MONTH

Kisha Ford	March, 1994
------------	-------------

ATLANTA TIPOFF CLUB GEORGIA PLAYER OF THE MONTH

Marielle Walker	January, 1988
Ida Neal	January, 1989
Karen Lounsbury	January, 1990

BOY SCOUTS OF AMERICA PEACH OF AN ATHLETE

Angie Fischer	1993	Honoree
Kisha Ford	1995	Honoree
Danielle Donehew	2000	Honoree
Shayla Bivins	2014	Honoree

ACADEMIC HONORS

ACADEMIC ALL-ACC

Danielle Donehew	1998, '00
Regina Tate	1999, '01
Kenya Williams	1999
Jessica Williams	2005
Alex Montgomery	2008
Deja Foster	2010
Danielle Hamilton-Carter	2013
Shayla Bivins	2014
Rodreka Rogers	2015

COSIDA/VERIZON ACADEMIC ALL-AMERICA

Tory Ehle	1987	Honorable Mention
Karen Lounsbury	1990	
Karen Lounsbury	1991	

COSIDA/VERIZON ACADEMIC ALL-DISTRICT

Danielle Donehew	1999	Second Team
	2000	First Team
Regina Tate	2002	Second Team

GEORGIA TECH BOBBY DODD SCHOLARSHIP

Karen Lounsbury	1990-91
Angie Fischer	1992-93
Regina Tate	1998-99
Deja Foster	2009-10

GEORGIA TECH HOMER RICE SCHOLARSHIP

Danielle Donehew	1997-98
------------------	---------

ACC WEAVER-JAMES-CARRIGAN POSTGRADUATE SCHOLARSHIP

Danielle Donehew	2001
Regina Tate	2002

MARIE JAMES SCHOLARSHIP AWARD (ACC'S TOP FEMALE SCHOLAR-ATHLETE)

Marlene Mainland	1988
------------------	------

CHARLES T. STONER LAW SCHOLARSHIP

Jacqua Williams	2009
Deja Foster	2011
Shayla Bivins	2014

MISCELLANEOUS

ESPNW NATIONAL PLAYER OF THE WEEK

Tyaunna Marshall	Feb. 10, 2014
------------------	---------------

USA BASKETBALL U.S. OLYMPIC TEAM TRIALS INVITE

Joyce Pierce	1992
--------------	------

HONORS & AWARDS

USA BASKETBALL SELECT TEAM

Joyce Pierce	1992	Jones Cup
		Gold Medal (Taipai, Taiwan)
Kisha Ford	1995	Jones Cup
		Bronze Medal (Taipai, Taiwan)

USA BASKETBALL U.S. OLYMPIC FESTIVAL

Dolores Bootz	1986	South Team
		Gold Medal (Houston, Texas)
Joannah Kauffman	1995	South Team
		(Colorado Springs, Colo.)
Joyce Pierce	1990	South Team
		(Minneapolis, Minn.)
Bronda Davis	1991	South Team
		Gold Medal (Los Angeles, Calif.)
Kisha Ford	1994	East Team
		Bronze Medal, All-Tournament
April Phillips	2004	West Team
		(Colorado Springs, Colo.)
Jasmine Duffey	2005	Blue Team
		(Colorado Springs, Colo.)

GEORGIA TECH HALL OF FAME

KATE BRANDT

Played: 1981-84
Inducted: 1989



TORY EHLE

Played: 1984-87
Inducted: 1990



BONNIE TATE

Played: 1977-79
Inducted: 1991



JAMIE POSEY

Played: 1978-81
Inducted: 1992



LEE ANN WOODHULL

Played: 1980-83
Inducted: 1993



DOLORES BOOTZ

Played: 1985-88
Inducted: 1994



IDA NEAL

Played: 186-89
Inducted: 1995



MARIELLE WALKER

Played: 1985-88
Inducted: 1996



BERNADETTE MCGLADE

Coached: 1982-88
Inducted: 1998



KAREN LOUNSBURY

Played: 1989-92
Inducted: 2006



KISHA FORD

Played: 1994-97
Inducted: 2008



#PROJACKETS

WNBA DRAFT

PLAYER	YEAR	ROUND (PICK)	TEAM
Kisha Ford	1997	4th (27)	New York Liberty
Sonja Mallory	2003	2nd (24)	New York Liberty
Kasha Terry	2006	2nd (26)	Indiana Fever
Chioma Nnamaka	2008	2nd (21)	San Antonio Silver Stars
Brigitte Ardossi	2010	2nd (21)	Atlanta Dream
Alex Montgomery	2011	1st (10)	New York Liberty
Sasha Goodlett	2012	1st (11)	Indiana Fever
Tyaunna Marshall	2014	2nd (14)	New York Liberty



In 2012, Sasha Goodlett was invited to Bristol, Connecticut for the 2012 WNBA Draft where she became the second Yellow Jacket to be drafted in the first round of the draft.

YELLOW JACKETS IN THE PROS

Player	Organization	Years
Brigitte Ardossi	Atlanta Dream	2010
	COB Calais, France	2010
	Canberra Capitals, Australia	2011-12
Dolores Bootz	Galatasaray, Istanbul, Turkey	1988-89
	Megafesa, Lugo, Spain	1990-91
	Caja Segovia, Segovia, Spain	1991-93
Kisha Ford	New York Liberty (WNBA)	1997-98
	Orlando Miracle (WNBA)	1999
	Miami Sol (WNBA)	2000-01
Sasha Goodlett	Indiana Fever (WNBA)	2012-13
	Chicago Sky (WNBA)	2014-pres.
Stephanie Higgs	Greece	2007
Jill Ingram	Sweden	2008
Joannah Kauffman	Turkey	1999
Milli Martinez	Puerto Rico	2002-04
Sonja Mallory	Phoenix Mercury (WNBA)	2003
	Lithuania, Hungary	2003
Daphne Mitchell	Finland	2009-10
Janie Mitchell	Bulgaria	2008
Alex Montgomery	New York Liberty (WNBA)	2011-14
	San Antonio Stars (WNBA)	2015-pres.
Chioma Nnamaka	Atlanta Dream (WNBA)	2008
	Lithuania	2009
	France	2010
	Poland/Sweden	2011-12
Jasmina Pacariz	Sweden	2008
Alex Stewart	Iceland	2004
Kasha Terry	Indiana Fever (WNBA)	2006-08
	Atlanta Dream (WNBA)	2008
Marielle Walker	Switzerland	1988-89
Aimee Weiss	Denmark	1996-2003



Alex Montgomery wrapped up her fifth year in the pros in 2015

Chelsea Regins played right in Atlanta after graduation



RECORDS

Tech Records	83-86
Individual Records	86-88
Opponent Records	88-89
Career Leaders	90
Records by Class	91
Annual Leaders	92-93
Year-by-Year Stats	94-95
The Last Time	96
1,000 Point Scorers	97
NCAA Tournament Records	98-103

RECORDS

TECH GAME RECORDS

100+ POINT GAMES

124	vs. Winthrop, 12/30/90
124	vs. Presbyterian, 12/2/85
116	vs. Converse, 12/1/84
115	vs. Rider, 11/29/91
114	vs. Chattanooga, 11/30/91
114	vs. Rider, 12/5/90
111	vs. Morris Brown, 2/23/02
111	vs. Fairfield, 12/30/94
111	vs. Hofstra, 12/4/92
110	vs. Appalachian State, 12/18/92
108	vs. Iona, 12/20/87
107	vs. Georgia State, 2/13/95
106	vs. Utah State, 12/15/86
105	vs. Morgan State, 11/16/14
105	vs. Manhattan, 12/30/96
105	vs. Virginia, 1/21/89
104	vs. Portland State, 12/17/13
103	vs. Charleston Southern, 12/7/99
102	vs. Mount St. Mary's, 11/25/00
102	vs. UTEP, 12/20/13
101	vs. Mercer, 12/28/10
101	vs. Virginia, 3/2/08
101	vs. Alabama, 12/29/92
101	vs. North Carolina, 1/9/91
101	vs. UAB, 11/27/87
100	vs. Lafayette, 12/30/98
100	vs. Coppin State, 1/15/92
100	vs. Tennessee Temple, 1/15/79

LARGEST MARGIN OF VICTORY

85 (116-31)	vs. Converse (12/1/84)
77 (124-47)	vs. Winthrop (12/30/90)
76 (90-14)	vs. Atlanta Christian (1975-76)
71 (82-11)	vs. Tenn State (h) (12/30/10)
71 (111-40)	vs. Morris Brown (2/23/02)
68 (124-56)	vs. Presbyterian (12/2/85)
66 (106-40)	vs. Utah St. (12/15/87)
65 (99-34)	vs. Atlanta Christian (1976-77)
62 (100-38)	vs. Georgia Baptist (1977-78)
60 (97-37)	vs. Alabama State (11/11/11)
58 (100-42)	vs. Coppin State (h) (1/15/92)
57 (101-44)	vs. Mercer (h) (12/28/10)
57 (95-38)	vs. Lafayette (h) (12/10/94)
57 (114-57)	vs. Chattanooga (h) (11/30/91)

LARGEST MARGIN OF VICTORY (ACC GAMES)

37 (85-48)	vs. Boston College (h) (2/19/12)
35 (89-54)	vs. Clemson (a) (2/22/09)
33 (76-43)	vs. Virginia Tech (h) (2/29/08)
32 (97-65)	vs. Florida State (h) (1/22/96)
31 (91-61)	vs. Virginia (h) (1/10/02)
30 (86-56)	vs. Florida State (h) (2/19/03)
29 (59-30)	vs. Maryland (h) (2/3/96)

LONGEST WINNING STREAK

13	1976-77 to 1977-78
13	2010-2011
10	2002-03
9	1977-78
8	2009-10
8	2008-09
8	2007-08
8	1995-96
8	1991-92 to 1992-93
8	1986-87

LARGEST MARGIN OF DEFEAT

123 (18-141)	Savannah (1975-76)
94 (13-107)	Berry (1975-76)
83 (22-105)	Albany State (1975-76)
74 (31-105)	Berry (1974-75)
69 (25-94)	Shorter (1974-75)
67 (46-113)	Duke (1/7/99)
61 (28-89)	Auburn (1975-76)
61 (40-101)	Georgia State, (1975-76)
61 (35-96)	Georgia (1974-75)

60 (20-80)	Augusta (1975-76)
60 (33-93)	Albany State (1975-76)

LARGEST MARGIN OF DEFEAT (ACC GAMES)

67 (46-113)	Duke (a) (1/7/99)
59 (38-97)	NC State (a) (1/12/80)
47 (31-78)	North Carolina (a) (1/18/07)
44 (56-100)	Duke (h) (2/27/98)
41 (58-99)	North Carolina (h) (1/6/83)
41 (44-85)	Virginia (11/24/79)

LONGEST LOSING STREAK

19	1975-76
12	1979-80 to 1980-81
8	1987-88
8	1979-80
7	1974-75
7	1983-84
7	1984-85
7	2004-05
7	2005-06

MOST POINTS IN A HALF

70 (2nd)	vs. Presbyterian (12/2/85)
66 (2nd)	vs. Converse (12/1/84)
64 (2nd)	vs. North Carolina (1/9/91)
64 (1st)	vs. Winthrop (12/30/90)
63 (2nd)	vs. Rider (11/29/91)
63 (2nd)	vs. Rider (12/5/90)

MOST FG MADE IN A HALF

31 (2nd)	vs. Presbyterian (12/2/85)
31 (2nd)	vs. Converse (12/1/84)
30 (2nd)	vs. North Carolina (1/9/91)
27 (2nd)	vs. Winthrop (1/30/90)
27 (1st)	vs. Presbyterian (12/2/85)

MOST FG ATT. IN A HALF

51 (2nd)	vs. Rider (12/5/90)
51 (2nd)	vs. Presbyterian (12/2/85)
50 (2nd)	vs. Converse (12/1/84)
49 (2nd)	vs. USC Upstate (12/6/07)
49 (1st)	vs. Hofstra (12/4/92)
49 (1st)	vs. Converse (12/1/84)

HIGHEST FG PERCENTAGE IN A HALF

.742 (23-31) (2nd)	vs. Fairfield (12/30/94)
.700 (21-30) (1st)	vs. Kennesaw State (11/22/11)
.692 (18-26) (2nd)	vs. Rider (11/29/91)
.688 (22-32) (1st)	vs. NC State (3/3/12)
.686 (24-35) (1st)	vs. E. Wash. (11/24/01)
.682 (15-22) (1st)	vs. Clemson (1/26/02)
.682 (15-22) (2nd)	vs. Arizona (1/7/85)

MOST THREES MADE IN A HALF

8 (1st)	vs. Florida State (1/31/99)
8 (2nd)	vs. NC State (1/28/99)
8 (2nd)	vs. Mercer (11/25/96)
8 (1st)	vs. Virginia (2/14/14)
7 (1st)	vs. Loyola Chicago (11/14/14)
7 (1st)	vs. Alabama State (12/17/14)
7 (2nd)	vs. Western Carolina (11/10/13)
7 (2nd)	vs. Boston College (2/19/12)
7 (1st)	vs. Maryland (2/19/97)
7 (1st)	vs. Florida State (2/27/14)
7 (1st)	vs. Clemson (1/30/14)
6	vs. Several Teams

MOST THREES ATT. IN A HALF

21 (1st)	vs. Alabama State (12/17/14)
19 (2nd)	vs. Clemson (2/19/04)
17 (1st)	vs. Clemson (2/19/04)
16 (2nd)	vs. Virginia (1/14/99)
16 (1st)	vs. Pacific (12/19/89)
16 (1st)	vs. Virginia (1/10/13)
15 (2nd)	vs. Michigan State (12/4/14)
15 (1st)	vs. Morgan State (11/16/14)
15 (1st)	vs. Lipscomb (12/29/14)

15 (1st)	vs. Iowa State (3/22/08)
15 (1st)	vs. Davidson (11/9/07)
15 (2nd)	vs. Mercer (11/25/96)
15 (2nd)	vs. Pacific (12/19/89)

MOST FT MADE IN A HALF

29 (2nd)	vs. Clemson (1/26/02)
26 (2nd)	vs. NC State (1/8/93)
24 (2nd)	105+vs. Wake Forest (1/4/02)
24 (2nd)	vs. Rider (11/29/91)
23 (2nd)	vs. North Carolina (2/26/10)
23 (2nd)	vs. North Carolina (1/29/89)
23 (2nd)	vs. Virginia (1/21/89)

MOST FT ATT. IN A HALF

42 (2nd)	vs. Clemson (1/26/02)
35 (2nd)	vs. Coppin State (1/15/92)
34 (2nd)	vs. NC State (1/8/93)
33 (2nd)	vs. Wake Forest (1/4/02)
32 (2nd)	vs. North Carolina (1/29/89)

FEWEST POINTS SCORED IN HALF

12 (1st)	vs. Maryland (1/30/94)
13 (1st)	vs. NC State (2/10/05)
13 (1st)	vs. Duke (1/8/04)
14 (1st)	vs. Georgia (12/2/12)
15 (1st)	vs. Duke (1/21/11)
15 (2nd)	vs. North Carolina (1/18/07)
16 (1st)	vs. 13/13 Rutgers (11/25/11)
16 (1st)	vs. NC State (2/28/10)
16 (1st)	vs. North Carolina (1/18/07)
16 (2nd)	vs. Wake Forest (2/6/05)
16 (1st)	vs. Duke (2/7/04)
16 (2nd)	vs. Kansas State (11/17/02)
16 (1st)	vs. Duke (1/9/00)
17	Eight times

FEWEST FG MADE IN A HALF

3 (1st)	vs. 13/13 Rutgers (11/25/11)
3 (1st)	vs. Wake Forest (3/5/10)
3 (2nd)	vs. North Carolina (1/18/07)
4 (1st)	vs. Duke (1/25/09)
4 (2nd)	vs. Kansas State (11/17/02)
4 (2nd)	vs. Clemson (2/11/99)
5 (2nd)	vs. Duke (1/21/11)
5 (2nd)	vs. Oklahoma (3/24/09)
5 (1st)	vs. Florida State (2/27/05)
5 (1st)	vs. Duke (1/9/00)
5 (2nd)	vs. Maryland (1/30/94)
5 (1st)	vs. Duke (1/31/83)
5 (2nd)	vs. Mercer (2/3/82)
5 (2nd)	vs. Virginia (1/24/79)

FEWEST FG ATT. IN A HALF

14 (2nd)	vs. Duke (1/21/11)
14 (1st)	vs. NC State (1/8/93)
16 (2nd)	vs. Green Bay (11/26/11)
16 (1st)	vs. Duke (2/6/82)
17 (1st)	vs. Georgia Southern (2/24/81)
18 (2nd)	at Virginia Tech (2/23/12)
19 (1st)	vs. Wake Forest (3/5/10)
19 (1st)	vs. Clemson (2/24/05)
19 (1st)	vs. NC State (2/10/05)
19 (1st)	vs. Duke (2/7/04)
19 (2nd)	vs. Wake Forest (1/9/94)
20	21 times

LOWEST FG PERCENTAGE IN A HALF

.130 (3-23) (1st)	vs. 13/13 Rutgers (11/25/11)
.130 (3-23) (2nd)	vs. N. Carolina (1/18/07)
.138 (4-29) (2nd)	vs. Kansas St. (11/17/02)
.156 (7-45) (1st)	vs. Maryland (1/13/05)
.158 (3-19) (1st)	vs. Wake Forest (3/5/10)
.167 (4-24) (2nd)	vs. Clemson (2/11/99)
.171 (6-35) (2nd)	vs. Clemson (2/19/04)
.172 (5-29) (2nd)	vs. Oklahoma (3/24/09)
.172 (5-29) (1st)	vs. Duke (1/9/00)
.176 (6-34) (2nd)	vs. NC State (1/27/13)
.182 (4-22) (1st)	vs. Duke (1/25/09)
.185 (5-27) (1st)	vs. Duke (1/31/83)

RECORDS

.189 (7-37) (2nd)	vs. Tulsa (12/12/04)
.189 (7-37) (2nd)	vs. Georgia (12/27/01)
.194 (6-31) (2nd)	vs. Virginia (2/8/92)

MOST POINTS SCORED

124	vs. Winthrop (12/31/90)
124	vs. Presbyterian (12/2/85)
116	vs. Converse (12/1/84)
115	vs. Rider (11/29/91)
114	vs. UTC (11/30/91)
114	vs. Rider (12/5/90)

MOST COMBINED POINTS SCORED - GAME

204	vs. Virginia (3/2/08)
204	vs. Alabama (12/29/92)
197	vs. Valdosta State (12/10/79)
196	vs. Iona (12/20/87)
194	vs. Georgia (12/13/94)
192	Two Times

MOST POINTS IN A LOSS

101	vs. Virginia (3/2/08)
101	vs. Alabama (12/29/92)
94	vs. Virginia (2/2/91)
92	vs. Furman (11/25/89)
87	vs. Maryland (1/15/04)
85	Three Times

MOST POINTS IN OVERTIME

20	vs. Wake Forest (1/31/13)
18	vs. Clemson (1/23/03)
15	vs. Miami (1/27/10)
14	vs. NC State (2/2/12)
14	vs. Florida State (1/31/96)
14	vs. Duke (1/29/93)
14	vs. Duke (1/28/89)
14	vs. Richmond (11/26/88)

FEWEST POINTS SCORED

31	vs. North Carolina (1/18/07)
32	vs. Duke (1/21/11)
34	vs. Duke (1/25/09)
38	vs. NC State (1/12/80)
40	vs. Rutgers (11/25/11)
40	vs. Duke (1/31/83)
41	vs. Auburn (12/30/97)
41	vs. Clemson (2/11/99)
41	vs. Duke (2/7/04)

FEWEST POINTS ALLOWED

11	vs. Tennessee State (12/30/10)
27	vs. Washington (12/23/10)
27	vs. Winthrop (12/18/08)
28	vs. Savannah State (2/12/08)
30	vs. Maryland (2/5/96)
30	vs. Georgia State (11/19/04)
30	vs. Winthrop (11/13/09)
31	vs. Converse (12/1/84)

MOST FIELD GOALS MADE

58	vs. Presbyterian (12/2/85)
55	vs. Converse (12/1/84)
53	vs. Winthrop (12/30/90)
48	vs. Virginia (1/10/02)
48	vs. E. Washington (11/24/01)

MOST FIELD GOALS ATT.

118	vs. UNC-Asheville (1/20/79)
99	vs. Rider (12/5/90)
99	vs. Converse (12/1/84)
97	vs. Hofstra (12/4/92)
96	vs. Presbyterian (12/2/85)

FEWEST FIELD GOALS MADE

11	vs. Clemson (2/11/99)
11	vs. North Carolina (1/18/07)
12	vs. Rutgers (11/25/11)
12	vs. Duke (1/21/11)
13	vs. Wake Forest (3/5/10)

13	vs. Duke (1/25/09)
13	vs. Duke (1/3/83)
13	vs. Duke (1/31/83)

FEWEST FG ATTEMPTED

40	vs. Clemson (2/1/09)
40	vs. Florida State (2/27/05)
42	vs. Duke (1/21/11)
42	vs. Miami (1/12/09)
42	vs. Clemson (1/26/02)
43	vs. Arizona (1/7/85)
43	vs. Miami (1/23/05)
44	Four times

HIGHEST FG PERCENTAGE

.638 (44-69)	vs. Fairfield (2/30/94)
.635 (40-64)	vs. Kennesaw State (11/22/11)
.628 (27-43)	vs. Arizona (1/7/85)
.620 (44-71)	vs. Mercer (12/28/10)
.616 (53-86)	vs. Winthrop (12/30/90)
.606 (43-71)	vs. Chattanooga (11/30/91)
.604 (58-96)	vs. Presbyterian (12/2/85)

LOWEST FG PERCENTAGE

.186 (11-59)	vs. North Carolina (1/18/07)
.214 (12-56)	vs. Rutgers (11/25/11)
.220 (13-59)	vs. Duke (1/31/83)
.234 (11-47)	vs. Clemson (2/11/99)
.236 (13-55)	vs. Duke (1/3/83)
.236 (17-51)	vs. Duke (3/7/14)
.243 (17-70)	vs. NC State (1/12/80)
.243 (17-70)	vs. Clemson (2/19/04)

MOST THREES MADE

13	vs. Western Carolina (11/10/13)
12	vs. Mercer (11/10/06)
11	vs. Loyola Chicago (11/14/14)
11	vs. Lipscomb (12/29/14)
11	vs. Mercer (11/26/96)
11	vs. Maryland (1/5/95)
10	17 times

FEWEST THREES MADE

0	53 times
---	----------

MOST THREES ATTEMPTED

36	vs. Clemson (2/19/04)
30	vs. Alabama State (12/17/14)
31	vs. Pacific (12/19/89)
28	vs. Iowa State (3/22/08)
28	vs. Michigan State (12/4/14)
28	vs. Virginia (1/10/13)
27	vs. NC State (2/12/15)
26	vs. Minnesota (11/30/14)
26	vs. Lipscomb (12/29/14)

FEWEST THREES ATTEMPTED

0	vs. Marist (12/19/87)
0	vs. Mercer (2/14/94)
1	vs. Furman (2/17/93)
1	vs. Appalachian St. (1/1/96)
1	vs. Hofstra (12/21/00)

HIGHEST THREE-POINT FG PERCENTAGE

.889 (8-9)	vs. Virginia (1/21/89)
.833 (5-6)	vs. Clemson (3/8/92)
.833 (5-6)	vs. Auburn-Montgom. (2/13/89)
.800 (4-5)	vs. Virginia Tech (2/26/09)
.750 (3-4)	vs. UAB (11/17/05)

LOWEST THREE-POINT FG PERCENTAGE

.000	53 times
0-13	vs. Oklahoma State (11/15/09)
0-11	vs. Georgia (12/27/01)
0-10	vs. North Carolina (2/15/09)
0-9	vs. North Carolina (1/18/07)
0-8	vs. Florida State (2/17/00)
0-8	vs. Georgia (12/15/93)
0-8	vs. Wake Forest (1/10/93)

0-7	Seven Times
-----	-------------

MOST FREE THROWS MADE

38	vs. Rider (11/29/91)
36	vs. Clemson (1/26/02)
36	vs. Hawaii (3/28/92)
35	vs. Portland State (12/17/13)
34	vs. NC State (1/8/93)
33	vs. North Carolina (1/28/89)

FEWEST FT MADE

1	vs. Duke (2/5/98)
2	vs. Ohio State (3/21/11)
2	vs. Georgia (12/6/09)
2	vs. Virginia (2/11/87)
2	vs. St. Mary's (12/21/96)
2	vs. Maryland (2/19/97)
3	Four Times

MOST FT ATTEMPTED

50	vs. Clemson (1/26/02)
50	vs. Rider (11/29/91)
47	vs. Coppin St. (1/13/92)
46	vs. North Carolina (1/28/89)
45	vs. Portland State (12/17/13)
44	Five Times

FEWEST FT ATTEMPTED

2	vs. Maryland (2/19/97)
2	vs. Ohio State (3/21/11)
3	vs. Duke (2/5/98)
5	vs. Georgia (12/6/09)
5	vs. St. Mary's (12/21/96)
5	vs. Minnesota (11/30/14)
6	Five Times

HIGHEST FT PERCENTAGE

1.000 (14-14)	vs. Virginia (1/25/15)
1.000 (11-11)	vs. Virginia (1/13/11)
.952 (20-21)	vs. NC State (2/10/05)
.947 (18-19)	vs. Wake Forest (2/26/98)
.944 (17-18)	vs. Appalachian St. (11/14/06)
.941 (16-17)	vs. Kennesaw St. (12/6/06)
.938 (15-16)	vs. Clemson (1/7/06)
.929 (13-14)	Five Times

LOWEST FT PERCENTAGE

.270 (4-15)	vs. Georgia State (2/9/84)
.286 (2-7)	vs. Virginia (2/11/87)
.300 (3-10)	vs. Virginia (3/7/08)
.333 (6-18)	vs. SIU-Edwardsville (12/19/11)
.333 (4-12)	vs. Southern (12/2/01)
.348 (8-23)	vs. Virginia (1/10/05)

MOST REBOUNDS

99	vs. Bryan (1/21/78)
77	vs. Hofstra (12/4/92)
76	vs. Rider College (12/5/90)
70	vs. Coppin St. (1/15/92)
67	vs. USC Upstate (12/6/07)
66	vs. Furman (1/14/80)

HIGHEST REBOUNDING MARGIN

36	vs. St. Francis (Pa.) (12/29/00)
34	vs. Florida Gulf Coast (11/21/09)
33	vs. Wagner (12/19/00)
31	vs. USC Upstate (12/7/07)
31	vs. Hofstra (12/4/92)
30	vs. Kennesaw State (12/18/09)
30	vs. Morris Brown (2/23/02)
30	vs. Converse (12/1/84)

MOST ASSISTS

33	vs. Virginia (1/10/02)
32	vs. UNC-Wilmington (11/23/90)
31	vs. Chattanooga (11/30/91)
31	vs. Winthrop (12/30/90)
29	vs. Boston College (2/28/91)
29	vs. Presbyterian (12/2/85)

RECORDS

MOST BLOCKED SHOTS

13	vs. Chattanooga (12/2/86)
12	vs. Coppin State (1/15/92)
12	vs. East Tennessee St. (11/24/90)
12	vs. Clemson (1/18/89)
11	vs. Wake Forest (1/29/04)

MOST STEALS

27	vs. Miss. Valley State (11/22/08)
27	vs. Georgia State (12/14/93)
27	vs. Marquette (11/18/12)
26	vs. Virginia Tech (2/29/08)
24	vs. Georgia State (11/23/99)
23	Four Times
22	Six Times

MOST TURNOVERS

45	vs. Clemson (1/31/81)
42	vs. Valdosta State (12/10/79)
39	vs. Virginia (11/24/85)
39	vs. Virginia (2/18/84)
38	vs. Georgia (12/2/83)
38	vs. Valdosta State (1/18/80)

FEWEST TURNOVERS

6	vs. Davidson (12/2/03)
6	vs. Wake Forest (1/19/97)
6	vs. Georgia Southern (1/31/81)
7	Five Times

MOST FOULS

37	vs. Florida State (1/31/96)
35	vs. Virginia (3/2/08)
34	vs. Maryland (1/20/08)
34	vs. Georgia (11/24/13)
33	vs. Wake Forest (2/21/92)
32	vs. Loyola Chicago (11/14/14)
32	vs. American (11/15/98)
32	vs. Furman (1/14/80)
32	vs. Miami (1/17/13)
32	vs. Maryland (1/19/14)

FEWEST FOULS

5	vs. Georgia (12/3/04)
6	vs. St. Francis (N.Y.) (12/29/98)
7	vs. Central Arkansas (12/14/14)
7	vs. Boston College (1/17/10)
8	vs. Maryland (1/18/90)
8	vs. Florida State (1/21/97)
8	vs. Charleston Southern (1/29/02)

TECH IN OVERTIME

DATE	H/A	W/L	RESULT
11/25/78	a	W	GT 69, Vanderbilt 67
1/20/79	h	L	UNC Asheville 102, GT 95 (30T)
1/26/80	a	L	Albany State 89, GT 84
12/16/83	h	L	West Virginia 86, GT 78
2/5/84	a	L	East Carolina 61, GT 61
1/9/85	h	L	Clemson 84, GT 81
2/7/85	a	W	GT 69, Georgia State 68
2/22/86	h	L	North Carolina 92, GT 81
1/6/87	h	W	GT 81, #13 Maryland 80
1/15/88	a	L	Duke 77, GT 71
11/26/88	h	W	GT 84, Richmond 80 (20T)
1/28/89	a	W	GT 97, Duke 94
12/29/92	n	L	Alabama 103, GT 101
1/29/93	a	W	GT 86, Duke 80
1/31/92	a	L	North Carolina 72, GT 68
2/19/93	h	W	GT 92, NC State 89 (20T)
2/24/93	a	W	GT 68, Chattanooga 67
12/1/93	h	L	Minnesota 77, GT 73
1/31/96	a	L	Florida State 90, GT 85 (30T)
12/3/96	a	W	GT 88, Appalachian St. 80
12/24/97	a	W	GT 70, Mercer 65
12/29/97	h	W	GT 69, St. Mary's 60
12/29/99	h	W	GT 95, Western Michigan 89
3/16/00	h	W	GT 76, Southern Miss 71
2/14/02	a	L	Maryland 81, GT 70
1/23/03	h	W	GT 89, Clemson 78

1/29/04	h	L	Wake Forest 57, GT 55
2/26/06	a	L	Miami 90, GT 85 (20T)
1/20/08	a	L	Maryland 99, GT 95 (20T)
3/2/08	a	L	Virginia 103, GT 101 (20T)
1/8/09	h	L	Boston College 65, GT 64
2/26/09	a	W	GT 73, Virginia Tech 68
1/27/10	h	W	GT 80, Miami 73
1/30/11	a	L	#16 Miami 84, GT 74
11/26/11	n	L	Green Bay 67, GT 62
2/2/12	h	W	GT 75, NC State 68
11/23/12	n	L	Syracuse, 75, GT 72
1/31/13	h	W	GT 89, Wake Forest 82
1/30/14	h	L	Clemson 80, GT 79
12/4/14	a	L	Michigan State 79, GT 73
1/18/15	h	L	Pitt 75, GT 72

TECH SINGLE SEASON RECORDS

MOST POINTS SCORED

2,551	1991-92 (33 games)
2,549	2013-14 (32 games)
2,483	2011-12 (35 games)
2,442	2014-15 (34 games)
2,359	1990-91 (28 games)
2,314	2010-11 (35 games)
2,269	1989-90 (30 games)
2,251	2007-08 (32 games)
2,182	2006-07 (33 games)
2,172	2009-10 (33 games)

FEWEST POINTS SCORED

1,479	1981-82
1,571	2004-05
1,695	1979-80
1,739	1993-94
1,780	1997-98

FEWEST POINTS ALLOWED

1,209	1976-77
1,566	2004-05
1,641	1977-78
1,666	1978-79
1,671	1981-82

HIGHEST SCORING AVERAGE

84.3	1990-91
79.7	2013-14
79.6	1978-79
78.7	1992-93
77.3	1991-92
75.9	1988-89

LOWEST SCORING AVERAGE

58.2	2004-05
59.2	1981-82
63.2	2003-04
63.6	1998-99
64.4	1993-94

MOST FG MADE

964	1991-92
938	2011-12
936	2013-14
902	1977-78
893	1990-91
880	2014-15
873	2010-11
854	1989-90
828	1992-93

MOST FG ATTEMPTED

2,230	1977-78
2,193	2013-14
2,186	1978-79
2,136	2014-15
2,128	2011-12
2,120	1991-92
2,064	2010-11
2,011	2006-07

2,007 2012-13

FEWEST FG MADE

556	2004-05
577	1981-82
671	1982-83
676	2003-04
678	1979-80

FEWEST FG ATTEMPTED

1,439	1981-82
1,541	2004-05
1,612	1982-83
1,618	1996-97
1,646	1997-98

HIGHEST FIELD GOAL PERCENTAGE

.471 (893-1896)	1990-91
.459 (806-1757)	1985-86
.455 (964-2120)	1991-92
.451 (825-1828)	1987-88
.444 (733-1648)	1984-85

LOWEST FIELD GOAL PERCENTAGE

.361	2004-05
.382	2012-13
.382	1993-94
.386	1997-98
.392	2005-06
.394	1979-80

MOST 3-POINT FG MADE

202	2014-15
174	2013-14
160	2007-08
157	2006-07
152	2010-11
150	2011-12
137	2012-13
131	1999-00

FEWEST 3-POINT FG MADE

4	1986-87
41	1993-94
43	1995-96
64	2000-01
68	2001-02

MOST 3-POINT FG ATTEMPTED

651	2014-15
555	2013-14
503	2007-08
473	2012-13
472	2006-07
468	2010-11
446	2011-12
417	2008-09

FEWEST 3-POINT FG ATTEMPTED

17	1986-87
166	1995-96
181	1993-94
225	1992-93
249	2001-02

HIGHEST 3-POINT FG PERCENTAGE

.381 (109-286)	1988-89
.369 (125-339)	1998-99
.367 (106-289)	1987-88
.362 (102-282)	1990-91
.361 (119-330)	1996-97

LOWEST 3-POINT FG PERCENTAGE

.227	1993-94
.235	1986-87
.258	2009-10
.259	1995-96
.273	2001-02

RECORDS

MOST FREE THROWS MADE

526	1991-92
519	2009-10
503	2013-14
480	2014-15
471	1990-91
469	2008-09
466	2000-01
466	1982-83

FEWEST FREE THROWS MADE

325	1981-82
330	1993-94
339	1979-80
341	1987-88
356	2004-05

MOST FREE THROWS ATTEMPTED

751	2013-14
730	2009-10
725	1991-92
715	1982-83
697	1999-00
687	2007-08

FEWEST FREE THROWS ATTEMPTED

479	1981-82
490	1987-88
499	2004-05
527	1993-94
534	1985-86

HIGHEST FREE THROW PERCENTAGE

.735 (421-573)	2006-07
.729 (452-620)	1989-90
.729 (480-658)	2014-15
.726 (526-725)	1991-92
.713 (356-499)	2004-05
.711 (519-730)	2009-10

LOWEST FREE THROW PERCENTAGE

.619 (357-577)	1983-84
.624 (339-543)	1979-80
.626 (330-527)	1993-94
.636 (443-697)	1999-00
.639 (359-562)	2012-13
.648 (407-628)	2001-02

MOST REBOUNDS

1,581	1976-77
1,475	1977-78
1,431	2014-15
1,409	2013-14
1,375	2011-12
1,369	2010-11
1,355	2009-10
1,339	1991-92

HIGHEST REBOUNDING AVERAGE

60.6	1978-79
58.5	1976-77
54.6	1977-78
45.4	1986-87
44.0	2013-14
43.8	1992-93

MOST ASSISTS

556	2011-12
529	1990-91
521	1989-90
514	1991-92
510	2010-11
487	2009-10
467	1987-88

MOST BLOCKED SHOTS

129	2011-12
129	2014-15

124	1986-87
123	2002-03
117	2013-14
115	1987-88
111	2003-04
110	2005-06

MOST STEALS

456	2007-08
434	2008-09
406	2010-11
389	2011-12
382	2006-07
351	2009-10
348	1991-92

MOST FOULS

711	2013-14
641	1991-92
630	2012-13
609	2011-12
609	2008-09
591	2000-01
593	2014-15
589	2006-07

FEWEST FOULS

400	1996-97
435	2004-05
445	1995-96
458	1981-82
468	1998-99

MOST GAMES PLAYED

35	2011-12
35	2010-11
34	2014-15
33	2009-10
33	2006-07
33	1991-92
32	2008-09
32	2007-08
32	2013-14
31	2002-03
31	1999-00

MOST WINS

26	2011-12
24	2010-11
23	2009-10
23	1977-78 (DIII)
22	2008-09
22	2007-08
21	2006-07
20	2002-03
20	1991-92
20	2013-14

FEWEST WINS

2	1975-76
2	1979-80
6	1974-75
8	1980-81
9	1981-82
9	1983-84

MOST LOSSES

24	1975-76
19	1983-84
19	1982-83
19	1980-81
17	1997-98
17	1989-90

FEWEST LOSSES

4	1977-78
8	1976-77
8	1978-79
9	2011-12

10	2007-08
10	2008-09
11	2010-11
11	1992-93
11	2002-03

HIGHEST WINNING PERCENTAGE

.852 (23-4)	1977-78 (DIII)
.743 (26-9)	2011-12
.697 (23-10)	2009-10
.688 (22-10)	2008-09
.688 (22-10)	2007-08
.686 (24-11)	2010-11
.645 (20-11)	2002-03

INDIVIDUAL GAME RECORDS

MOST POINTS SCORED

43	Marielle Walker vs. Iona (12/20/87)
41	Kisha Ford vs. East Tenn. St (2/9/94)
40	Niesha Butler vs. Florida State (1/2/99)
37	Tyaunna Marshall vs. Miami (2/24/13)
36	Stephanie Higgs vs. Northwestern (12/18/06)
36	Dolores Bootz vs. Coastal Carolina (2/22/88)
35	5 times

MOST FIELD GOALS MADE

18	Tyaunna Marshall vs. Miami (2/24/13)
17	Marielle Walker vs. Iona (12/20/87)
16	Kisha Ford vs. ETSU (2/9/94)
15	Fallon Stokes vs. Maryland (2/14/02)
15	Dolores Bootz vs. Coastal Car. (2/22/88)
15	Dolores Bootz vs. Maryland (1/3/88)
15	Dolores Bootz vs. Fordham (12/6/87)

MOST FIELD GOALS ATTEMPTED

32	Ida Neal vs. Tennessee (2/15/89)
30	Kaela Davis vs. Pitt (1/18/15)
30	Tyaunna Marshall vs. Miami (2/24/13)
30	Marielle Walker vs. Iona (12/20/87)
30	Jennifer Hendershott vs. UNCA (1/20/79)
29	Kaela Davis vs. Virginia (1/25/15)
28	Kaela Davis vs. LA Tech (12/30/14)
28	Niesha Butler vs. North Carolina (2/27/99)
28	Kisha Ford vs. ETSU (2/9/94)

MOST 3-POINT FIELD GOALS MADE

8	Sydney Wallace vs. Baylor (3/24/12)
8	Danielle Donehew vs. UNC (1/13/00)
8	Danielle Donehew vs. Samford (11/27/98)
7	Kaela Davis vs. Alabama A&M (12/7/13)
7	Chioma Nnamaka vs. Virginia Tech (2/29/08)
7	Megan Isom vs. Fordham (12/21/02)
7	Danielle Donehew vs. Monmouth (12/19/99)
7	Danielle Donehew vs. FSU (1/31/99)
7	Danielle Donehew vs. UNC (1/24/99)
7	Danielle Donehew vs. Charleston So. (11/28/97)

MOST 3-POINT FIELD GOALS ATTEMPTED

20	Karen Lounsbury vs. Pacific (12/9/89)
17	Megan Isom vs. Clemson (1/23/03)
16	Alex Montgomery vs. UNC (1/6/10)
16	Danielle Donehew vs. Monmouth (12/19/99)
15	Sydney Wallace at Virginia (2/3/13)
15	Alex Montgomery vs. Miami (1/27/10)
14	Five Times

HIGHEST 3-POINT FIELD GOAL PERCENTAGE

(Minimum four field goals)	
1.000 (4-4)	Chioma Nnamaka vs. FSU (1/6/05)
1.000 (4-4)	Metra Walhour vs. Missouri (1/27/10)
1.000 (4-4)	Alex Montgomery at Wash. (12/23/10)
1.000 (4-4)	Frida Fogdemark vs. BC (2/19/12)

MOST FREE THROWS MADE

17	Mili Martinez vs. Clemson (1/26/02)
17	Joyce Pierce vs. Hawaii (3/28/92)
15	Ida Neal vs. North Carolina (1/29/89)
14	Jaime Kruppa vs. Hofstra (11/27/99)

RECORDS

14	Niesha Butler vs. Florida State (1/2/99)
14	Joyce Pierce vs. Duke (1/29/95)

MOST FREE THROWS ATTEMPTED

20	Niesha Butler vs. North Carolina (12/3/98)
20	Joyce Pierce vs. Clemson (1/26/93)
19	Milli Martinez vs. Clemson (1/26/02)
19	Ida Neal vs. North Carolina (1/29/89)
17	Jaime Kruppa vs. Hofstra (11/27/99)
17	Niesha Butler vs. Florida State (1/2/99)
17	Joyce Pierce vs. Hawaii (3/28/92)
17	LeeAnn Woodhull vs. Valdosta (2/21/81)

BEST FREE THROW PERCENTAGE

1.000 (17-17)	Joyce Pierce vs. Hawaii (3/28/92)
1.000 (11-11)	Stephanie Higgs vs. Clemson (1/7/07)
1.000 (10-10)	Brittany Jackson vs. NC State (1/27/13)
1.000 (10-10)	Brigitte Ardossi vs. UNC (2/26/10)
1.000 (10-10)	Mallorie Winn vs. Maryland (1/18/04)
1.000 (10-10)	Alex Stewart vs. St. John's (12/30/02)
1.000 (10-10)	Betsy Foy vs. NC State (2/1/98)

MOST REBOUNDS

29	Bonnie Tate vs. Georgia Baptist (11/30/76)
23	Dolores Bootz vs. Fordham (12/6/87)
21	Kisha Ford vs. Mercer (11/26/96)
21	LeeAnn Woodhull vs. Wake Forest (2/10/81)
20	Dolores Bootz vs. Auburn-Mont. (12/30/86)

MOST ASSISTS

17	Nina Bärin vs. Virginia (1/10/02)
16	Anita Malone vs. North Carolina (2/22/86)
15	Tiffany Martin vs. Alaska Anch. (12/20/94)
15	Carmen Davis vs. Maryland (1/18/90)
14	Tiffany Martin vs. Maryland (1/5/95)

MOST STEALS

14	Jill Ingram vs. Virginia Tech (2/29/08)
11	Jacqua Williams vs. North Carolina (1/5/08)
11	Bonnie Tate vs. Spelman (2/15/77)
10	Dawnn Maye vs. Marquette (11/18/12)
9	Tiffany Martin vs. W. Carolina (12/28/95)
8	Nine Times

MOST BLOCKED SHOTS

9	Allison Echols vs. ETSU (11/24/90)
9	Allison Echols vs. Clemson (1/18/89)
8	Dolores Bootz vs. Southern (12/14/87)
7	Dolores Bootz vs. Maryland (1/14/85)
7	Kasha Terry vs. Duke (1/18/04)

30+ POINT GAMES

43	Marielle Walker vs. Iona, 12/20/87
41	Kisha Ford vs. E. Tennessee State, 2/9/94
40	Niesha Butler vs. Florida State, 1/2/99
37	Tyaunna Marshall vs. Miami, 2/24/13
36	Stephanie Higgs vs. Northwestern, 12/18/06
36	Dolores Bootz vs. Coastal Car., 2/22/88
35	Kaela Davis vs. LA Tech (12/30/14)
35	Kisha Ford vs. Manhattan, 12/30/96
35	Carla Munnion vs. Chattanooga, 12/13/95
35	Joyce Pierce vs. Mercer, 2/19/91
35	Ida Neal vs. Tennessee, 2/15/89
34	Fallon Stokes vs. North Carolina, 1/2/03
34	Kenya Williams vs. Davidson, 11/21/98
34	Carla Munnion vs. Manhattan, 12/3/95
34	Karen Lounsbury vs. Chattanooga, 12/31/89
34	Karen Lounsbury vs. Mercer, 1/25/89
34	Karen Lounsbury vs. Maine, 12/18/88
34	Marielle Walker vs. NC State, 1/9/88
33	Kaela Davis vs. Alabama State, 12/17/14
33	Sonja Mallory vs. Miami (Ohio), 11/30/02
33	Sonja Mallory vs. Morris Brown, 2/23/02
33	Kisha Ford vs. Georgia State, 2/13/95
33	Karen Lounsbury vs. Tenn. St., 11/24/89
32	Tyaunna Marshall vs. UNC, 2/6/14
32	Sydney Wallace vs. Baylor, 3/24/12
32	Fallon Stokes vs. Clemson, 2/14/02
32	Kisha Ford vs. Duke, 1/27/97
32	Kisha Ford vs. New Hampshire, 12/2/95
32	Dolores Bootz vs. North Carolina, 1/17/88
32	Dolores Bootz vs. Fordham, 12/6/87
32	LeeAnn Woodhull vs. North Carolina, 3/4/83
32	LeeAnn Woodhull vs. Georgia, 1/16/80
31	Kaela Davis vs. Virginia, 1/25/15
31	Kaela Davis vs. Pitt, 1/18/15
31	Kaela Davis vs. Clemson, 1/30/14
31	Kisha Ford vs. Wake Forest, 2/16/97
31	Joyce Pierce vs. Hawaii, 3/28/92
31	Dolores Bootz vs. Iona, 12/20/87
31	Ida Neal vs. Duke, 1/30/87
30	Tyaunna Marshall vs. Virginia Tech, 1/23/14
30	Chioma Nnamaka vs. Florida State, 1/6/05
30	Stephanie Higgs vs. Samford, 12/21/04
30	Carla Munnion vs. Mercer, 2/22/95
30	Joyce Pierce vs. Clemson, 1/26/93
30	Joyce Pierce vs. Duke, 1/29/93
30	Karen Lounsbury vs. NC State, 2/18/89
30	Ida Neal vs. North Carolina, 1/31/89
30	Karen Lounsbury vs. Virginia, 1/21/89
30	Dolores Bootz vs. Maryland, 1/3/88
30	Hea Ju Moon vs. UAB, 11/27/87
30	Dolores Bootz vs. Marshall, 1/4/86
30	Kristy Sampson vs. Atl. Christian, 2/21/76

20-POINT, 20-REBOUND GAMES

Kisha Ford	21 pts., 21 reb. vs. Mercer (11/26/96)
Dolores Bootz	32 pts., 23 reb. vs. Fordham (12/6/87)
Dolores Bootz	27 pts., 20 reb. vs. Auburn-Mont. (12/30/86)
LeeAnn Woodhull	23 pts., 21 reb. vs. Wake Forest (2/10/81)

TRIPLE-DOUBLES

Milli Martinez	12 pts., 10 reb., 10 ast. vs. Morris Brown, 2/23/02
Alex Stewart	11 pts., 10 reb., 11 ast. vs. Charleston So., 1/30/01
Kisha Ford	33 pts., 13 reb., 10 ast. vs. Georgia St., 2/13/95

INDIVIDUAL SEASON RECORDS

MOST POINTS SCORED

652	Kaela Davis (2014-15)
609	Tyaunna Marshall (2013-14)
596	Joyce Pierce (1991-92)
594	Kaela Davis (2013-14)
556	Dolores Bootz (1987-88)
549	Kisha Ford (1996-97)
542	Tyaunna Marshall (2012-13)
539	Karen Lounsbury (1988-89)

HIGHEST SCORING AVERAGE

20.6	Dolores Bootz (1987-88)
20.3	Kisha Ford (1995-96)
19.6	Tyaunna Marshall (2013-14)
19.3	Karen Lounsbury (1988-89)
19.3	Joyce Pierce (1988-89)
19.3	Niesha Butler (1998-99)

MOST FIELD GOALS MADE

244	Tyaunna Marshall (2013-14)
238	Dolores Bootz (1987-88)
235	Kaela Davis (2014-15)
228	Tyaunna Marshall (2012-13)
221	Kisha Ford (1996-97)
218	Joyce Pierce (1991-92)
212	Dolores Bootz (1987-88)
205	Tyaunna Marshall (2011-12)
201	Tyaunna Marshall (2010-11)

MOST FIELD GOALS ATTEMPTED

645	Kaela Davis (2014-15)
513	Tyaunna Marshall (2013-14)
513	Kaela Davis (2013-14)
507	Tyaunna Marshall (2012-13)
468	Fallon Stokes (2002-03)
464	Fallon Stokes (2003-04)
460	Tyaunna Marshall (2011-12)

HIGHEST FIELD GOAL PERCENTAGE

.610 (180-295)	Dolores Bootz (1985-86)
.609 (238-391)	Dolores Bootz (1987-88)
.605 (101-167)	LeeAnn Woodhull (1980-81)
.596 (130-218)	Roddraka Rogers (2014-15)
.585 (100-171)	Dolores Bootz (1984-85)
.568 (166-292)	Kenya Williams (1998-99)

MOST THREE-POINT FIELD GOALS MADE

86	Danielle Donehew (1998-99)
85	Kaela Davis (2013-14)
81	Chioma Nnamaka (2006-07)
74	Alex Montgomery (2010-11)
73	Danielle Donehew (1999-00)
72	Alex Montgomery (2008-09)

MOST 3-POINT FIELD GOALS ATTEMPTED

246	Kaela Davis (2013-14)
235	Kaela Davis (2014-15)
223	Chioma Nnamaka (2006-07)
217	Danielle Donehew (1999-00)
210	Danielle Donehew (1998-99)
209	Alex Montgomery (2010-11)

HIGHEST 3-POINT FIELD GOAL PERCENTAGE

.460 (23-50)	Devony Caldwell (1991-92)
.433 (13-30)	Sheila Wagner (1989-90)
.432 (48-111)	Danielle Donehew (1996-97)
.412 (14-34)	Stephanie Higgs (2003-04)
.401 (71-177)	Karen Lounsbury (1988-89)
.401 (86-210)	Danielle Donehew (1998-99)

MOST FREE THROWS MADE

155	Joyce Pierce (1991-92)
146	Stephanie Higgs (2006-07)
145	Ida Neal (1988-89)
139	Aaliyah Whiteside (2014-15)
138	Joyce Pierce (1992-93)
137	Joyce Pierce (1990-91)

RECORDS

MOST FREE THROWS ATTEMPTED

196	Sonja Mallory (2002-03)
191	Joyce Pierce (1991-92)
191	Niesha Butler (1998-99)
190	Ida Neal (1988-89)
183	Stephanie Higgs (2006-07)

BEST FREE THROW PERCENTAGE

.864 (76-88)	Betsy Foy (1997-98)
.858 (91-106)	Karen Lounsbury (1989-90)
.851 (103-121)	Alex Stewart (2002-03)
.841 (138-164)	Joyce Pierce (1992-93)
.836 (56-67)	Janie Mitchell (2005-06)

MOST REBOUNDS

420	Bonnie Tate (1976-77)
335	Roddreka Rogers (2014-15)
333	Bonnie Tate (1977-78)
310	Dolores Bootz (1986-87)
300	Alex Montgomery (2010-11)
298	Joyce Pierce (1991-92)

HIGHEST REBOUNDING AVERAGE

16.2	Bonnie Tate (1976-77)
13.9	Bonnie Tate (1977-78)
11.6	Dolores Bootz (1985-86)
11.5	Dolores Bootz (1985-86)
11.4	Bonnie Tate (1978-79)

MOST ASSISTS

220	Tiffany Martin (1995)
199	Ida Neal (1988-89)
173	Carmen Davis (1989-90)
172	Alex Stewart (2002-03)
165	Alex Stewart (2003-04)

HIGHEST ASSIST AVERAGE

7.9	Nina Bärin (2001-02)
7.3	Tiffany Martin (1994-95)
7.1	Ida Neal (1988-89)
5.8	Carmen Davis (1989-90)
5.7	Alex Stewart (2003-04)

MOST STEALS

118	Jacqua Williams (2007-08)
109	Jacqua Williams (2008-09)
101	Jill Ingram (2007-08)
95	Jacqua Williams (2006-07)
92	Kisha Ford (1993-94)

MOST BLOCKED SHOTS

80	Dolores Bootz (1987-88)
70	Kasha Terry (2003-04)
68	Dolores Bootz (1985-86)
65	Joannah Kauffman (1997-98)
58	Sonja Mallory (2001-02)

MOST GAMES PLAYED

35	Four players (2011-12)
35	Four players (2010-11)
34	Seven players (2010-11, 2014-15)
33	Five players (2006-07)
33	Six players (1991-92)

MOST DOUBLE-DOUBLES

17	Dolores Bootz (1986-87)
17	Dolores Bootz (1985-86)
14	Joyce Pierce (1991-92)
12	Roddreka Rogers (2014-15)
12	Dolores Bootz (1987-88)
12	LeeAnn Woodhull (1979-80)
12	Joyce Pierce (1990-91)
12	Alex Montgomery (2010-11)

OPPONENT GAME RECORDS

MOST POINTS IN A HALF

65	by Valdosta State (12/10/79)
60	by Georgia (12/13/94)
58	by Florida State (2/5/01)
58	by Maryland (2/6/89)
58	by Tennessee (2/2/87)

MOST FIELD GOALS MADE IN A HALF

29	by Valdosta State (12/10/79)
26	by Clemson (2/11/85)
24	by NC State (1/28/99)
24	by Duke (2/27/98)
24	by Georgia (12/13/94)
24	by Maryland (3/5/88)

MOST FIELD GOALS ATTEMPTED IN A HALF

62	by Richmond (11/26/88)
54	by UAB (11/27/87)
54	by NC State (2/13/84)
53	by Albany State (1/28/81)
53	by Valdosta State (12/10/79)

HIGHEST FIELD GOAL PERCENTAGE IN A HALF

.778 (17-22)	by Vanderbilt (1/9/82)
.762 (16-21)	by North Carolina (12/22/05)
.758 (22-29)	by Maryland (12/15/82)
.731 (19-26)	by Clemson (2/22/98)
.731 (19-26)	by Duke (1/27/97)

MOST 3-POINT FIELD GOALS MADE IN A HALF

8	by Duke (1/27/97)
8	by Duke (1/27/05)
8	by NC State (1/26/14)
7	by Green Bay (11/28/14)
7	by Villanova (11/29/14)
7	by Villanova (11/29/14)
7	by Miami (2/21/10)
7	by Iowa State (3/22/08)
7	by Miami (1/13/08)
7	by Charleston Southern (1/30/01)
7	by Virginia (1/30/98)
7	by Duke (2/7/04)
7	by North Carolina (1/13/13)

MOST 3-POINT FIELD GOALS ATTEMPTED IN A HALF

23	by Villanova (11/29/14)
19	by Villanova (11/29/14)
19	by Virginia (1/21/89)
18	by UAB (11/27/87)
18	by Lipscomb (12/29/14)
18	by Syracuse (2/8/15)
17	by St. Francis Brooklyn (12/20/14)
17	by Alabama State (11/11/11)
17	by Charlotte (11/15/02)
17	by Charleston Southern (11/28/97)
17	by Alabama (12/29/92)
17	by Washington (12/21/12)

MOST FREE THROWS MADE IN A HALF

28	by Duke (1/26/91)
23	by Maryland (1/26/06)
23	by Georgia (12/27/01)
22	by Tennessee (2/2/87)
21	by Davidson (12/3/97)
21	by Georgia (12/15/93)
21	by FIU (12/30/12)

MOST FREE THROWS ATTEMPTED IN A HALF

36	by Duke (1/26/91)
30	by Maryland (1/26/06)
28	by Georgia State (11/23/99)
28	by Georgia (12/15/93)
28	by Campbell (12/20/90)

MOST POINTS SCORED

113	by Georgia (12/13/94)
113	by Valdosta State (12/10/79)
111	by Morris Brown (1/23/93)
107	by Virginia (1/23/93)
106	by Maryland (2/6/89)

MOST FIELD GOALS MADE

47	by Valdosta State (12/10/79)
46	by Maryland (3/5/88)
46	by North Carolina (1/6/83)
45	by Maryland (2/6/89)
43	by Georgia (12/13/94)
43	by NC State (2/7/86)

MOST FIELD GOALS ATTEMPTED

98	by Richmond (11/26/88)
96	by Valdosta State (12/10/79)
95	by Albany State (1/3/80)
94	by Albany State (1/14/81)
93	by Virginia (11/24/85)

HIGHEST FIELD GOAL PERCENTAGE

.660 (33-50)	by Duke (1/27/97)
.636 (42-66)	by Virginia (1/23/93)
.630 (46-73)	by Maryland (3/5/88)
.626 (42-67)	by Maryland (12/15/82)
.626 (42-67)	by NC State (2/8/80)

MOST 3-POINT FIELD GOALS MADE

14	by Villanova (11/29/14)
13	by Duke (1/17/05)
12	by NC State (2/12/15)
12	by Princeton (12/21/03)
12	by Alabama (12/29/92)
11	by Pitt (1/18/15)
11	by Virginia (2/11/02)
11	by Charleston Southern (1/30/01)
11	by Charleston Southern (11/28/97)

MOST 3-POINT FIELD GOALS ATTEMPTED

42	by Villanova (11/29/14)
33	by Lipscomb (12/29/14)
32	by Charleston Southern (11/28/97)
32	by Washington (12/21/12)
31	by Elon (11/26/99)
30	by Green Bay (11/26/11)
30	by Charlotte (11/15/02)
30	by Southern Mississippi (3/16/00)
30	by Chattanooga (12/16/98)

HIGHEST 3-POINT FIELD GOAL PERCENTAGE

.875 (7-8)	by Fordham (12/6/87)
.833 (10-12)	by Florida State (12/5/01)
.800 (4-5)	by Florida State (1/18/93)
.800 (4-5)	by Wake Forest (1/8/89)
.714 (10-14)	by Duke (1/7/99)
.714 (5-7)	by Florida State (1/31/96)

MOST FREE THROWS MADE

36	by Maryland (1/20/08)
36	by Duke (1/26/91)
35	by Virginia (3/2/08)
35	by Maryland (1/19/14)
33	by Florida State (1/31/96)
33	by Maryland (1/26/06)

MOST FREE THROWS ATTEMPTED

51	by Florida State (1/31/96)
46	by Virginia (3/2/08)
46	by Duke (1/26/91)
44	by Maryland (1/20/08)
44	by Georgia (12/27/01)

HIGHEST FREE THROW PERCENTAGE

1.000 (19-19)	by NC State (1/3/85)
1.000 (11-11)	by Duke (2/18/95)
1.000 (10-10)	by Elon (11/26/99)
1.000 (8-8)	by Boston College (1/25/07)
1.000 (6-6)	by Virginia Tech (3/22/03)

RECORDS

MOST REBOUNDS

67	by Richmond (11/26/88)
67	by Georgia (11/25/80)
65	by Tennessee (11/17/13)
63	by Albany State (1/14/81)
62	by Valdosta State (12/10/79)

MOST ASSISTS

33	by Virginia (1/10/01)
33	by NC State (2/7/86)
32	by NC State (1/4/91)
32	by NC State (1/7/89)
31	by Virginia (1/23/91)

MOST BLOCKED SHOTS

15	by Tulsa (12/12/04)
15	by Virginia (1/20/96)
14	by Virginia (1/14/99)
13	by Duke (1/17/05)
13	by Duke (3/7/14)
12	by North Carolina (1/13/13)
12	by North Carolina (3/5/15)
11	by Alabama State (12/17/14)
11	by Pitt (1/18/15)
11	by Duke (2/26/15)

MOST STEALS

29	by Mercer (1/7/80)
26	by Valdosta State (12/10/79)
25	by Georgia (12/4/82)
25	by Clemson (1/31/80)
22	by North Carolina (2/27/85)
22	by Virginia (2/16/85)

MOST TURNOVERS

43	by East Tennessee State (2/9/94)
42	by Georgia State (12/14/93)
40	by Utah State (12/15/86)
39	by Kennesaw State (11/19/08)
39	by Covenant (12/1/81)
37	by Virginia Tech (2/29/08)
37	by Furman (1/14/80)
37	by Marquette (11/18/12)

OPPONENT 100+ POINT GAMES

113	by Georgia (12/13/94)
113	by Valdosta State (12/10/79)
107	by Virginia (1/23/93)
106	by Maryland (2/6/89)
103	by Virginia (3/2/08)
103	by Alabama (12/29/92)
103	by Clemson (1/31/80)
102	by Maryland (3/5/88)
100	by Duke (2/27/98)
100	by NC State (1/7/89)
100	by Tennessee (2/2/87)
100	by Georgia (11/29/84)

OPPONENT SEASON RECORDS

MOST POINTS SCORED

2,297	1991-92 (33 games)
2,295	2013-14 (32 games)
2,276	2014-15 (34 games)
2,267	1989-90 (30 games)
2,221	1988-89 (28 games)
2,152	1990-91 (28 games)

MOST FIELD GOALS MADE

870	1982-83
866	1988-89
864	1987-88
860	1985-86
854	1991-92

MOST FIELD GOALS ATTEMPTED

2,062	1991-92
2,061	2015-14
2,018	1988-89

1,998	2011-12
1,969	1982-83
1,963	2013-14

HIGHEST FIELD GOAL PERCENTAGE

.460 (860-1869)	1985-86
.456 (852-1870)	1979-80
.452 (853-1889)	1989-90
.448 (705-1575)	1981-82
.442 (870-1969)	1982-83

MOST THREE-POINTERS MADE

222	2014-15
154	2010-11
153	2002-03
151	2003-04
149	2000-01
144	2009-10
144	2001-02

MOST THREE-POINTERS ATTEMPTED

664	2014-15
508	2010-11
507	2009-10
499	1999-00
489	2011-12
487	2013-14
469	2006-07
458	2007-08

HIGHEST 3-POINT FIELD GOAL PERCENTAGE

.405 (62-153)	1987-88
.380 (82-216)	1989-90
.368 (153-416)	2002-02
.353 (149-422)	2000-01
.347 (151-435)	2003-04

MOST FREE THROWS MADE

548	2013-14
492	1991-92
479	1989-90
450	2012-13
448	1990-91

MOST FREE THROWS ATTEMPTED

801	2013-14
731	1991-92
710	1989-90
701	2012-13
690	1990-91

HIGHEST FREE THROW PERCENTAGE

.706 (308-436)	2004-05
.704 (388-551)	2014-15
.697 (397-570)	1983-84
.692 (408-590)	2006-07
.691 (381-551)	2007-08
.690 (407-590)	2008-09
.689 (430-629)	2005-06

MOST REBOUNDS

1,304	1980-81
1,304	1988-89
1,289	1991-92
1,257	1989-90
1,255	2013-14
1,240	2011-12

MOST ASSISTS

521	1989-90
494	1988-89
483	2014-15
477	1991-92
475	1987-88
474	1999-00

MOST BLOCKED SHOTS

147	2012-13
146	2010-11
135	2011-12
133	2006-07
133	2014-15
123	2008-09
119	2009-10
109	1983-84

MOST STEALS

387	1979-80
334	1984-85
300	1988-89
297	1997-98
292	2012-13
290	2010-11
287	2011-12
287	1991-92

RECORDS

CAREER LEADERS

POINTS

1.	Tyaunna Marshall (2011-14)	2,129
2.	Kisha Ford (1994-97)	1,955
3.	Karen Lounsbury (1989-92)	1,743
4.	Dolores Bootz (1985-88)	1,723
5.	Carla Munnion (1995-98)	1,671
6.	Chioma Nnamaka (2005-08)	1,593
7.	Alex Montgomery (2008-11)	1,565
8.	Joyce Pierce (1991-93)	1,557
9.	Janie Mitchell (2005-08)	1,422
	Kate Brandt (1981-84)	1,422

SCORING AVERAGE

1.	Dolores Bootz (1985-88)	18.9
	Kaela Davis (2014-15)	18.9
2.	Joyce Pierce (1991-93)	18.8
3.	Kisha Ford (1994-97)	17.9
4.	Niesha Butler (1999-02)	16.3
	Tyaunna Marshall (2011-14)	16.3
6.	Carla Munnion (1995-98)	14.9
7.	Karen Lounsbury (1989-92)	14.6
8.	Bonnie Tate (1977-79)	14.5
9.	LeeAnn Woodhull (1980-83)	13.6
10.	Chioma Nnamaka (2005-08)	13.3
	Kate Brandt (1981-84)	13.3

FIELD GOALS MADE

1.	Tyaunna Marshall (2011-14)	878
2.	Kisha Ford (1994-97)	780
3.	Dolores Bootz (1985-88)	730
4.	Karen Lounsbury (1989-92)	609
5.	Carla Munnion (1995-98)	601
6.	Kate Brandt (1981-84)	575
7.	Janie Mitchell (2005-08)	560
8.	Chioma Nnamaka (2005-08)	558
9.	Joyce Pierce (1991-93)	553
10.	Alex Montgomery (2008-11)	551

FIELD GOALS ATTEMPTED

1.	Tyaunna Marshall (2011-14)	1,902
2.	Kisha Ford (1994-97)	1,740
3.	Carla Munnion (1995-98)	1,451
4.	Karen Lounsbury (1989-92)	1,438
5.	Chioma Nnamaka (2005-08)	1,422
6.	Alex Montgomery (2008-11)	1,395
7.	Kate Brandt (1981-84)	1,303
8.	Janie Mitchell (2005-08)	1,290
9.	Fallon Stokes (2001-04)	1,275
10.	Stephanie Higgs (2004-07)	1,245

FIELD GOAL PERCENTAGE

(Minimum 100 made)

1.	Dolores Bootz (1985-88)	.593	(730-1232)
2.	Roddreka Rogers (2013-pres.)	.570	(245-430)
3.	Kenya Williams (1996-99)	.568	(420-739)
4.	LeeAnn Woodhull (1980-83)	.527	(471-894)
5.	Chelsea Regins (2009-12)	.522	(186-356)
6.	Aimee Weiss (1990-93)	.520	(474-912)
7.	Theresa Gernatt (1988-91)	.514	(273-515)
8.	Joyce Pierce (1991-93)	.500	(553-1107)
9.	Mandy Miller (1987-88)	.489	(108-221)
10.	Brigitte Ardossi (2007-10)	.483	(360-746)

FREE THROWS MADE

1.	Joyce Pierce (1991-93)	430
2.	LeeAnn Woodhull (1980-83)	360
3.	Tyaunna Marshall (2011-14)	353
4.	Kisha Ford (1993-97)	359
5.	Stephanie Higgs (2004-07)	345
6.	Ida Neal (1986-89)	340
7.	Karen Lounsbury (1989-92)	320
8.	Carla Munnion (1995-98)	300
9.	Jaime Kruppa (1997-01)	289
10.	Aaliyah Whiteside (2013-pres.)	286

FREE THROWS ATTEMPTED

1.	Tyaunna Marshall (2011-14)	572
2.	LeeAnn Woodhull (1980-83)	550
3.	Joyce Pierce (1991-93)	537
4.	Kisha Ford (1993-97)	522
5.	Sonja Mallory (2000-03)	483
6.	Ida Neal (1986-89)	475
7.	Stephanie Higgs (2004-07)	460
8.	Sasha Goodlett (2009-12)	425
9.	Jaime Kruppa (1997-2001)	420
10.	Fallon Stokes (2001-04)	403

FREE THROW PERCENTAGE

(Minimum 100 made)

1.	Selena Baldwin (1990-93)	.820	(146-178)
2.	Karen Lounsbury (1989-92)	.814	(320-393)
3.	Joyce Pierce (1991-93)	.801	(430-537)
4.	Aaliyah Whiteside (2013-pres.)	.788	(286-363)
5.	Kaela Davis (2014-15)	.781	(235-301)
6.	Alex Stewart (2000-04)	.777	(269-346)
7.	Brigitte Ardossi (2007-10)	.776	(281-362)
8.	Devony Caldwell (1990-93)	.775	(238-307)
9.	Alex Montgomery (2008-11)	.774	(226-292)
10.	Kim Crawford (1983-86)	.766	(134-175)

THREE-POINT FIELD GOALS MADE

1.	Chioma Nnamaka (2005-08)	269
2.	Danielle Donehew (1997-00)	241
3.	Alex Montgomery (2008-11)	237
4.	Karen Lounsbury (1989-92)	205
5.	Carla Munnion (1995-98)	169
6.	Sydney Wallace (2012-15)	167
7.	Kaela Davis (2014-15)	153
8.	Megan Isom (2002-04)	135
9.	Metra Walthour (2009-12)	125
10.	Selena Baldwin (1990-93)	101

THREE-POINT FIELD GOALS ATTEMPTED

1.	Chioma Nnamaka (2005-08)	733
2.	Alex Montgomery (2008-11)	686
3.	Danielle Donehew (1997-00)	659
4.	Karen Lounsbury (1989-92)	550
5.	Carla Munnion (1995-98)	540
6.	Sydney Wallace (2012-15)	485
7.	Kaela Davis (2014-15)	481
8.	Megan Isom (2002-04)	420
9.	Metra Walthour (2009-12)	392
10.	Stephanie Higgs (2004-07)	286

THREE-POINT PERCENTAGE

(Minimum 50 attempts)

1.	Marielle Walker (1985-88)	.458	(49-107)
2.	Devony Caldwell (1990-93)	.397	(69-174)
3.	Ida Neal (1986-89)	.393	(33-84)
4.	Karen Lounsbury (1989-92)	.373	(205-550)
5.	Chioma Nnamaka (2005-08)	.367	(269-733)
6.	Selena Baldwin (1990-93)	.367	(101-275)
7.	Danielle Donehew (1997-00)	.366	(241-659)
8.	Alex Montgomery (2008-11)	.345	(237-686)
9.	Sydney Wallace (2012-15)	.344	(167-485)

REBOUNDS

1.	Bonnie Tate (1977-79)	1,039
2.	Dolores Bootz (1985-88)	978
3.	Kisha Ford (1994-97)	871
4.	Tyaunna Marshall (2011-14)	850
5.	Alex Montgomery (2008-11)	837
6.	Cindy Cochran (1982-85)	804
7.	Regina Tate (1998-2002)	801
	LeeAnn Woodhull (1980-83)	801
9.	Joyce Pierce (1991-93)	764
10.	Sasha Goodlett (2009-12)	760

REBOUNDING AVERAGE

1.	Bonnie Tate (1977-79)	13.9
2.	Dolores Bootz (1985-88)	10.7
3.	Joyce Pierce (1991-93)	9.2
4.	LeeAnn Woodhull (1980-83)	8.3
5.	Kisha Ford (1994-97)	8.0
6.	Melinda Ryan (1978-80)	7.6

	Cindy Cochran (1982-85)	7.6
8.	Roddreka Rogers (2013-pres.)	7.5
9.	Teresa Lopez (1979-81)	7.4
10.	Jan Chandler (1974-76)	7.2

ASSISTS

1.	Tiffany Martin (1994-97)	559
2.	Ida Neal (1986-89)	508
3.	Alex Stewart (2000-04)	505
4.	Dawnn Maye (2011-14)	412
5.	Tory Ehle (1984-87)	402
6.	Metra Walthour (2009-12)	389
7.	Carmen Davis (1990-92)	357
8.	Jill Ingram (2005-08)	345
9.	Kisha Ford (1994-97)	335
10.	Nina Bärin (2000-03)	331

HIGHEST ASSIST AVERAGE

1.	Tiffany Martin (1994-97)	5.3
2.	Ida Neal (1986-89)	4.7
3.	Nina Bärin (1999-03)	4.4
	Carmen Davis (1990-92)	4.4
5.	Alex Stewart (2000-04)	4.2
6.	Tory Ehle (1984-87)	3.7
7.	Anita Malone (1982-86)	3.6
8.	Dawnn Maye (2011-14)	3.3
	Niesha Butler (1998-02)	3.3
10.	Kisha Ford (1994-97)	3.1

STEALS

(Since 1979)

1.	Jacqua Williams (2006-09)	370
2.	Tyaunna Marshall (2011-14)	282
3.	Kisha Ford (1994-97)	278
	Tiffany Martin (1994-97)	278
5.	Jill Ingram (2005-08)	272
6.	Dawnn Maye (2011-14)	250
7.	Alex Montgomery (2008-11)	226
8.	Kate Brandt (1981-84)	215
9.	Metra Walthour (2009-12)	211
10.	Aimee Weiss (1990-93)	200

BLOCKED SHOTS

(Since 1979)

1.	Dolores Bootz (1985-88)	245
2.	Kasha Terry (2003-06)	195
3.	Sonja Mallory (2000-03)	173
4.	Joannah Kauffman (1995-98)	170
5.	Sasha Goodlett (2009-12)	127
6.	Kathy Dorth (1993-97)	98
7.	Aimee Weiss (1990-93)	93
8.	Allison Echols (1989-92)	85
9.	LeeAnn Woodhull (1980-83)	72
10.	Nariah Taylor (2013-15)	65

GAMES PLAYED

1.	Mo Bennett (2009-12)	134
	Sasha Goodlett (2009-12)	134
3.	Tyaunna Marshall (2011-14)	131
4.	Brigitte Ardossi (2007-10)	130
5.	Metra Walthour (2009-12)	128
6.	Chelsea Regins (2009-12)	127
7.	Alex Montgomery (2008-11)	124
8.	Jacqua Williams (2006-09)	123
	Dawnn Maye (2011-14)	123
9.	LaQuanisha Adams (2009-12)	122
10.	Deja Foster (2008-11)	121
	Alex Stewart (2000-04)	121

MINUTES PLAYED

1.	Tyaunna Marshall (2011-14)	3,935
2.	Kisha Ford (1994-97)	3,823
3.	Karen Lounsbury (1989-92)	3,763
4.	Alex Montgomery (2008-11)	3,576
5.	Tiffany Martin (1994-97)	3,555
6.	Metra Walthour (2009-12)	3,532
7.	Sasha Goodlett (2009-12)	3,522
8.	Chioma Nnamaka (2005-08)	3,511
9.	Carla Munnion (1995-98)	3,482
10.	Tory Ehle (1984-87)	3,445

RECORDS BY CLASS

FRESHMAN

Points Player (Year)	G	#	Avg.
1. Kaela Davis (2013-14)	32	594	18.6
2. Karen Lounsbury (1988-89)	28	539	19.3
3. Niesha Butler (1998-99)	27	521	19.3
4. Tyaunna Marshall (2010-11)	35	475	13.6
5. Carla Munnion (1994-95)	30	473	15.8
6. Kisha Ford (1993-94)	27	437	16.2
7. Zaire O'Neil (2014-15)	31	350	11.3
8. Kate Brandt (1980-81)	26	346	13.3
9. Chioma Nnamaka (2004-05)	27	344	12.7
10. LeeAnn Woodhull (1979-80)	23	336	14.6

Rebounds Player (Year)	G	#	Avg.
1. LeeAnn Woodhull (1979-80)	23	248	10.8
2. Cindy Cochran (1981-82)	25	236	9.4
3. Kisha Ford (1993-94)	27	233	8.6
4. Aimee Weiss (1989-90)	30	189	6.3
5. Zaire O'Neil (2014-15)	31	180	5.8
Kaela Davis (2013-14)	32	180	5.6
7. Carla Munnion (1994-95)	30	176	5.9
8. Janice James (1983-84)	28	169	6.0
9. Alex Montgomery (2007-08)	31	168	5.4
10. Roddrek Rogers (2012-13)	29	162	5.6

Assists Player (Year)	G	#	Avg.
1. Carmen Davis (1989-90)	30	173	5.8
2. Niesha Butler (1998-99)	27	120	4.4
3. Nina Bärin (1999-00)	31	117	3.8
4. Kisha Ford (1993-94)	27	108	4.0
5. Ida Neal (1985-86)	27	97	3.6
6. Tory Ehle (1983-84)	28	91	3.3
7. Tiffany Martin (1993-94)	23	77	3.4
8. Alex Stewart (1999-00)	31	73	2.4
9. Jill Ingram (2004-05)	27	71	2.6
10. Mary Giamburro (1979-80)	25	70	2.8

Blocked Shots Player (Year)	G	#	Avg.
1. Joannah Kauffman (1994-95)	28	49	1.8
2. Dolores Bootz (1984-85)	14	41	2.9
3. Kasha Terry (2002-03)	30	40	1.3
4. Zaire O'Neil (2014-15)	31	36	1.2
5. Sasha Goodlett (2008-09)	32	30	0.9
6. Allison Echols (1988-89)	27	29	1.1
Aimee Weiss (1989-90)	30	29	1.0
8. Alex Montgomery (2007-08)	31	25	0.8
9. LeeAnn Woodhull (1979-80)	23	21	0.9
Kathy Dortch (1992-93)	26	21	0.8

Steals Player (Year)	G	#	Avg.
1. Kisha Ford (1993-94)	27	92	3.4
2. Tyaunna Marshall (2010-11)	35	59	1.7
3. Tiffany Martin (1993-94)	23	56	2.4
Nina Bärin (1999-00)	31	56	1.9
5. Jill Ingram (2004-05)	27	53	2.0
Alex Montgomery (2007-08)	31	53	1.7
7. Anita Malone (1981-82)	24	52	2.2
Aimee Weiss (1989-90)	30	52	1.7
9. Jacquie Williams (2005-06)	27	48	1.8
10. Kate Brandt (1980-81)	26	47	1.8
Niesha Butler (1998-99)	27	47	1.7

SOPHOMORE

Points Player (Year)	G	#	Avg.
1. Kaela Davis (2014-15)	34	652	19.2
2. Kisha Ford (1994-95)	28	521	18.6
3. Tyaunna Marshall (2011-12)	35	503	14.4
4. Joyce Pierce (1990-91)	26	502	19.3
5. Karen Lounsbury (1989-90)	30	495	16.5
6. Carla Munnion (1995-96)	27	465	17.2
7. Niesha Butler (2000-01)	28	438	15.6
8. Dolores Bootz (1985-86)	23	417	18.1
9. Alex Montgomery (2008-09)	30	410	13.7
10. Chioma Nnamaka (2005-06)	29	360	12.4

Rebounds Player (Year)	G	#	Avg.
1. Dolores Bootz (1985-86)	23	266	11.6
2. Joyce Pierce (1990-91)	26	247	9.5
3. Regina Tate (1998-99)	27	236	8.7
4. Theresa Gernatt (1988-89)	28	228	8.1
5. Cindy Cochran (1982-83)	26	221	8.5
6. Tyaunna Marshall (2011-12)	35	216	6.2
7. Kirsten Weinert (1983-84)	28	212	7.6
Roddrek Rogers (2013-14)	32	212	6.6
9. LeeAnn Woodhull (1980-81)	21	204	9.7
10. Alex Montgomery (2008-09)	30	202	6.7

Assists Player (Year)	G	#	Avg.
1. Tiffany Martin (1994-95)	30	220	7.3
2. Dawnn Maye (2011-12)	34	128	3.8
3. Tory Ehle (1984-85)	27	112	4.1
4. Ida Neal (1986-87)	27	106	3.9
5. Anita Malone (1982-83)	28	102	3.6
6. Kim Crawford (1984-85)	27	91	3.4
Metra Walthour (2009-10)	33	91	2.8
8. Alex Stewart (2000-01)	29	90	3.1
9. Jill Ingram (2005-06)	27	87	3.2
10. Carmen Davis (1990-91)	20	83	4.2
Kisha Ford (1994-95)	28	83	3.0

Blocked Shots Player (Year)	G	#	Avg.
1. Kasha Terry (2003-04)	28	70	2.5
2. Dolores Bootz (1985-86)	23	56	2.4
3. Sonja Mallory (2000-01)	26	41	1.6
4. Joannah Kauffman (1995-96)	27	38	1.4
5. Kathy Dortch (1993-94)	27	37	1.4
6. Nariah Taylor (2013-14)	29	28	0.9
7. LeeAnn Woodhull (1980-81)	21	23	1.1
Sasha Goodlett (2009-10)	33	23	0.7
9. Alex Montgomery (2008-09)	30	21	0.7

Steals Player (Year)	G	#	Avg.
1. Jacquie Williams (2006-07)	33	95	2.9
2. Anita Malone (1982-83)	28	80	2.9
Dawnn Maye (2011-12)	34	80	2.4
4. Alex Montgomery (2008-09)	30	74	2.5
5. Joyce Pierce (1990-91)	26	67	2.3
6. Jill Ingram (2005-06)	27	64	2.4
7. Deja Foster (2008-09)	31	63	2.0
8. Metra Walthour (2009-10)	33	61	1.9
Tyaunna Marshall (2011-12)	35	61	1.7
10. Isia Hemingway (2008-09)	32	60	1.9

JUNIOR

Points Player (Year)	G	#	Avg.
1. Joyce Pierce (1991-92)	33	596	18.1
2. Tyaunna Marshall (2012-13)	30	542	18.1
3. Dolores Bootz (1986-87)	27	499	18.5
4. Fallon Stokes (2002-03)	31	486	15.7
5. Aaliyah Whiteside (2014-15)	34	456	13.4
6. Kisha Ford (1995-96)	27	448	16.6
7. Chioma Nnamaka (2006-07)	33	429	13.0
8. Janie Mitchell (2006-07)	29	421	14.5
9. Carla Munnion (1996-97)	27	414	15.3
10. Sonja Mallory (2001-02)	29	410	14.1

Rebounds Player (Year)	G	#	Avg.
1. Roddrek Rogers (2014-15)	34	335	9.9
2. Dolores Bootz (1986-87)	27	310	11.5
3. Joyce Pierce (1991-92)	33	298	9.0
4. Tyaunna Marshall (2012-13)	30	251	8.4
5. Jaime Kruppa (1999-00)	31	239	7.7
6. Sonja Mallory (2001-02)	29	233	8.0
7. Aaliyah Whiteside (2014-15)	34	216	6.4
8. Teresa Lopez (1980-81)	27	215	8.0
9. Regina Tate (1999-00)	31	210	6.8
10. Milli Martinez (2000-01)	29	202	7.0

Assists Player (Year)	G	#	Avg.
1. Alex Stewart (2002-03)	31	172	5.6
2. Dawnn Maye (2012-13)	30	143	4.8
3. Val Avant (1987-88)	27	142	5.3
4. Nina Bärin (2001-02)	17	135	7.9
5. Metra Walthour (2010-11)	35	132	3.8
6. Tiffany Martin (1995-96)	27	123	4.6
7. Deja Foster (2009-10)	33	108	3.3
8. Ida Neal (1987-88)	27	106	3.9
9. Carmen Davis (1991-92)	32	101	3.2
10. Selena Baldwin (1991-92)	33	89	2.7
Sheila Wagner (1988-89)	26	89	3.4

Blocked Shots Player (Year)	G	#	Avg.
1. Dolores Bootz (1986-87)	27	68	2.5
2. Sonja Mallory (2001-02)	29	58	2.0
3. Kasha Terry (2004-05)	12	30	2.5
4. Demita Keener (1993-94)	27	29	1.1
5. Allison Echols (1990-91)	28	28	1.0
6. Sasha Goodlett (2010-11)	35	26	0.7
7. Roddrek Rogers (2014-15)	34	25	0.7
8. Kathy Dortch (1995-96)	25	23	0.9
Aimee Weiss (1991-92)	29	23	0.8
10. Jennifer Leachman (1984-85)	27	19	0.7

Steals Player (Year)	G	#	Avg.
1. Jacquie Williams (2007-08)	31	118	3.8
2. Tiffany Martin (1995-96)	27	81	3.0
Dawnn Maye (2012-13)	30	81	2.7
Metra Walthour (2010-11)	35	81	2.3
5. Tyaunna Marshall (2012-13)	30	78	2.6
6. Kisha Ford (1995-96)	27	71	2.6
Joyce Pierce (1991-92)	33	71	2.1
8. Megan Isom (2002-03)	31	65	2.1
9. Milli Martinez (2000-01)	29	60	2.1
Alex Stewart (2002-03)	31	60	1.9

SENIOR

Points Player (Year)	G	#	Avg.
1. Tyaunna Marshall (2013-14)	31	609	19.6
2. Dolores Bootz (1987-88)	27	556	20.6
3. Kisha Ford (1996-97)	27	549	20.3
4. Ida Neal (1988-89)	28	538	19.2
5. Brigitte Ardossi (2009-10)	33	532	16.1
6. Janie Mitchell (2007-08)	32	526	16.4
7. Stephanie Higgs (2006-07)	33	509	15.4
8. Sasha Goodlett (2011-12)	35	506	14.5
9. Sonja Mallory (2002-03)	31	503	16.2
10. Marielle Walker (1987-88)	26	490	18.8

Rebounds Player (Year)	G	#	Avg.
1. Alex Montgomery (2010-11)	35	300	8.6
2. Sonja Mallory (2002-03)	31	278	9.0
3. Sasha Goodlett (2009-12)	35	268	7.7
4. Brigitte Ardossi (2009-10)	33	242	7.3
5. Dolores Bootz (1987-88)	27	238	10.5
6. Tyaunna Marshall (2013-14)	31	235	7.6
7. Kisha Ford (1996-97)	27	232	8.6
8. Regina Tate (2001-02)	29	226	7.8
9. Joyce Pierce (1992-93)	24	219	9.1
10. Jaime Kruppa (2000-01)	28	208	7.4

Assists Player (Year)	G	#	Avg.
1. Ida Neal (1988-89)	28	199	7.1
2. Alex Stewart (2003-04)	29	165	5.7
3. Tiffany Martin (1996-97)	25	139	5.6
4. Metra Walthour (2011-12)	35	131	3.7
5. Shelli Novotny (1997-98)	28	126	4.5
6. Anita Malone (1985-86)	25	123	4.9
7. Tory Ehle (1986-87)	27	119	4.4
8. Milli Martinez (2001-02)	29	113	3.9
9. Jill Ingram (2007-08)	32	111	3.5
10. Selena Baldwin (1992-93)	25	104	4.2

Blocked Shots Player (Year)	G	#	Avg.
1. Dolores Bootz (1987-88)	27	80	3.0
2. Joannah Kauffman (1997-98)	28	65	2.3
3. Sonja Mallory (2002-03)	31	57	1.8
4. Kasha Terry (2005-06)	29	55	1.9
5. Sasha Goodlett (2011-12)	35	48	1.4
6. Aimee Weiss (1992-93)	27	28	1.0
7. Tyaunna Marshall (2013-14)	31	20	0.6
8. Marielle Walker (1987-88)	26	19	0.7
9. Kathy Dortch (1996-97)	27	17	0.6
10. Stephanie Higgs (2006-07)	33	17	0.5

Steals Player (Year)	G	#	Avg.
1. Jacquie Williams (2008-09)	32	109	3.4
2. Jill Ingram (2007-08)	32	101	3.2
3. Tyaunna Marshall (2013-14)	31	84	2.7
4. Alex Montgomery (2010-11)	35	73	2.1
5. Kate Brandt (1983-84)	28	70	2.5
6. Brigitte Ardossi (2009-10)	33	65	2.0
7. Kisha Ford (1996-97)	27	62	2.3
Ida Neal (1988-89)	28	62	2.2
Stephanie Higgs (2006-07)	33	62	1.9
Kentrina Wilson (2006-07)	32	62	1.9

ANNUAL LEADERS

POINTS

1976-77	Bonnie Tate	353
1977-78	Bonnie Tate	391
1978-79	Bonnie Tate	344
1979-80	LeeAnn Woodhull	336
1980-81	Kate Brandt	346
1981-82	Kate Brandt	344
1982-83	LeeAnn Woodhull	347
1983-84	Kate Brandt	399
1984-85	Kim Crawford	301
1985-86	Dolores Bootz	417
1986-87	Dolores Bootz	499
1987-88	Dolores Bootz	556
1988-89	Karen Lounsbury	539
1989-90	Karen Lounsbury	495
1990-91	Joyce Pierce	502
1991-92	Joyce Pierce	596
1992-93	Joyce Pierce	459
1993-94	Kisha Ford	437
1994-95	Kisha Ford	521
1995-96	Carla Munnion	465
1996-97	Kisha Ford	549
1997-98	Kenya Williams	331
1998-99	Niesha Butler	521
1999-00	Jaime Kruppa	323
2000-01	Niesha Butler	438
2001-02	Sonja Mallory	410
2002-03	Sonja Mallory	503
2003-04	Fallon Stokes	477
2004-05	Stephanie Higgs	359
2005-06	Chioma Nnamaka	360
2006-07	Stephanie Higgs	509
2007-08	Janie Mitchell	526
2008-09	Alex Montgomery	410
2009-10	Brigitte Ardossi	532
2010-11	Alex Montgomery	487
2011-12	Sasha Goodlett	506
2012-13	Tyaunna Marshall	542
2013-14	Tyaunna Marshall	609
2014-15	Kaela Davis	652

SCORING AVERAGE

1976-77	Bonnie Tate	13.6
1977-78	Bonnie Tate	16.3
1978-79	Bonnie Tate	13.8
1979-80	LeeAnn Woodhull	14.6
1980-81	LeeAnn Woodhull	13.8
1981-82	Kate Brandt	13.8
1982-83	LeeAnn Woodhull	12.9
1983-84	Kate Brandt	14.3
1984-85	Dolores Bootz	17.9
1985-86	Dolores Bootz	18.1
1986-87	Dolores Bootz	18.5
1987-88	Dolores Bootz	20.6
1988-89	Karen Lounsbury	19.3
1989-90	Karen Lounsbury	16.5
1990-91	Joyce Pierce	19.3
1991-92	Joyce Pierce	18.1
1992-93	Joyce Pierce	19.1
1993-94	Kisha Ford	16.2
1994-95	Kisha Ford	18.6
1995-96	Carla Munnion	17.2
1996-97	Kisha Ford	20.3
1997-98	Kenya Williams	11.8
1998-99	Niesha Butler	19.3
1999-00	Jaime Kruppa	10.4
2000-01	Niesha Butler	15.6
2001-02	Sonja Mallory	14.1
2002-03	Sonja Mallory	16.2
2003-04	Fallon Stokes	16.4
2004-05	Stephanie Higgs	13.3
2005-06	Chioma Nnamaka	12.4
2006-07	Stephanie Higgs	15.4
2007-08	Janie Mitchell	16.4
2008-09	Alex Montgomery	13.7
2009-10	Brigitte Ardossi	16.1
2010-11	Alex Montgomery	13.9
2011-12	Sasha Goodlett	14.5
2012-13	Tyaunna Marshall	18.1
2013-14	Tyaunna Marshall	19.6
2014-15	Kaela Davis	19.2

FIELD GOAL PERCENTAGE

<i>(Minimum 50 attempts)</i>		
1976-77	Jan Chandler	.479
1977-78	Bonnie Tate	.512
1978-79	Bonnie Tate	.481
1979-80	LeeAnn Woodhull	.513
1980-81	LeeAnn Woodhull	.605
1981-82	LeeAnn Woodhull	.529
1982-83	LeeAnn Woodhull	.486
1983-84	Kirsten Weinert	.456
1984-85	Dolores Bootz	.585
1985-86	Dolores Bootz	.610
1986-87	Dolores Bootz	.565
1987-88	Dolores Bootz	.609
1988-89	Theresa Gernatt	.536
1989-90	Theresa Gernatt	.539
1990-91	Aimee Weiss	.521
1991-92	Joyce Pierce	.498
1992-93	Aimee Weiss	.550
1993-94	Demietta Keener	.470
1994-95	Demietta Keener	.516
1995-96	Carla Munnion	.450
1996-97	Kenya Williams	.537
1997-98	Kenya Williams	.607
1998-99	Kenya Williams	.568
1999-00	Candice McCallum	.540
2000-01	Sonja Mallory	.515
2001-02	Fallon Stokes	.511
2002-03	Sonja Mallory	.452
2003-04	Jessica Williams	.496
2004-05	Jessica Williams	.414
2005-06	Jessica Williams	.536
2006-07	Brigitte Ardossi	.500
2007-08	Brigitte Ardossi	.500
2008-09	Deja Foster	.466
2009-10	Brigitte Ardossi	.484
2010-11	Chelsea Regins	.536
2011-12	Chelsea Regins	.548
2012-13	Roddreka Rogers	.512
2013-14	Roddreka Rogers	.562
2014-15	Roddreka Rogers	.596

FREE THROW PERCENTAGE

<i>(Minimum 35 attempts)</i>		
1976-77	Lisa Lovett	.615
1977-78	Karen Rainwater	.783
1978-79	Teresa Lopez	.718
1979-80	Jennifer Hendershott	.667
1980-81	Teresa Lopez	.802
1981-82	Kate Brandt	.805
1982-83	Kate Brandt	.826
1983-84	Tory Ehle	.712
1984-85	Dolores Bootz	.785
1985-86	Tory Ehle	.824
1986-87	Marielle Walker	.800
1987-88	Marielle Walker	.797
1988-89	Karen Lounsbury	.826
1989-90	Karen Lounsbury	.851
1990-91	Karen Lounsbury	.803
1991-92	Joyce Pierce	.812
1992-93	Joyce Pierce	.841
1993-94	Kisha Ford	.724
1994-95	Carla Munnion	.738
1995-96	Carla Munnion	.773
1996-97	Carla Munnion	.781
1997-98	Betsy Foy	.864
1998-99	Kenya Williams	.727
1999-00	Amy Lingenfelder	.737
2000-01	Alex Stewart	.800
2001-02	Nefertiti Walker	.788
2002-03	Alex Stewart	.851
2003-04	Megan Harpring	.895
2004-05	Chioma Nnamaka	.794
2005-06	Janie Mitchell	.836
2006-07	Kentrina Wilson	.816
2007-08	Chioma Nnamaka	.762
2008-09	Brigitte Ardossi	.819
2009-10	Brigitte Ardossi	.829
2010-11	Alex Montgomery	.802
2011-12	Metra Walthour	.747
2012-13	Brittany Jackson	.750
2013-14	Kaela Davis	.801
2014-15	Aaliyah Whiteside	.832

3-POINT FG PERCENTAGE

1986-87	Haa Ju Moon (2-12)	.167
1987-88	Marielle Walker (49-107)	.458
1988-89	Karen Lounsbury (71-177)	.401
1989-90	Karen Lounsbury (66-167)	.395
1990-91	Devony Caldwell (21-52)	.404
1991-92	Devony Caldwell (23-50)	.460
1992-93	Selena Baldwin (40-103)	.388
1993-94	Tiffany Martin (10-34)	.294
1994-95	Dawn Smith (16-46)	.348
1995-96	Carla Munnion (30-100)	.300
1996-97	Danielle Donehaw (48-111)	.432
1997-98	Carla Munnion (54-160)	.338
1998-99	Danielle Donehaw (86-210)	.410
1999-00	Amy Lingenfelder (35-95)	.368
2000-01	Niesha Butler (27-84)	.321
2001-02	Megan Isom (30-91)	.330
2002-03	Megan Isom (58-170)	.341
2003-04	Stephanie Higgs (14-34)	.412
2004-05	Chioma Nnamaka (39-116)	.336
2005-06	Chioma Nnamaka (57-156)	.365
2006-07	Chioma Nnamaka (81-223)	.363
2007-08	Chioma Nnamaka (92-238)	.387
2008-09	Alex Montgomery (72-200)	.360
2009-10	Alex Montgomery (59-182)	.324
2010-11	Metra Walthour (51-142)	.359
2011-12	Sydney Wallace (45-115)	.391
2012-13	Brittany Jackson (39-109)	.358
2013-14	Kaela Davis (85-246)	.346
2014-15	Sydney Wallace (25-69)	.362

REBOUNDS

1976-77	Bonnie Tate	420
1977-78	Bonnie Tate	333
1978-79	Bonnie Tate	286
1979-80	LeeAnn Woodhull	248
1980-81	Teresa Lopez	215
1981-82	Cindy Cochran	236
1982-83	Cindy Cochran	221
1983-84	Kirsten Weinert	212
1984-85	Cindy Cochran	166
1985-86	Dolores Bootz	266
1986-87	Dolores Bootz	310
1987-88	Dolores Bootz	283
1988-89	Theresa Gernatt	228
1989-90	Theresa Gernatt	192
1990-91	Joyce Pierce	247
1991-92	Joyce Pierce	298
1992-93	Joyce Pierce	219
1993-94	Kisha Ford	233
1994-95	Kisha Ford	234
1995-96	Kisha Ford	172
1996-97	Kisha Ford	232
1997-98	Kenya Williams	198
1998-99	Regina Tate	236
1999-00	Jaime Kruppa	239
2000-01	Jaime Kruppa	208
2001-02	Sonja Mallory	233
2002-03	Sonja Mallory	278
2003-04	Fallon Stokes	187
2004-05	Jessica Williams	184
2005-06	Janie Mitchell	191
2006-07	Janie Mitchell	200
2007-08	Janie Mitchell	202
2008-09	Alex Montgomery	202
2009-10	Brigitte Ardossi	242
2010-11	Alex Montgomery	300
2011-12	Sasha Goodlett	268
2012-13	Tyaunna Marshall	251
2013-14	Tyaunna Marshall	235
2014-15	Roddreka Rogers	335

REBOUNDING AVERAGE

1976-77	Bonnie Tate	16.2
1977-78	Bonnie Tate	13.9
1978-79	Bonnie Tate	11.4
1979-80	LeeAnn Woodhull	10.8
1980-81	LeeAnn Woodhull	9.7
1981-82	Cindy Cochran	9.4
1982-83	Cindy Cochran	8.5
1983-84	Kirsten Weinert	7.6
1984-85	Dolores Bootz	8.5
1985-86	Dolores Bootz	11.6

1986-87	Dolores Bootz	11.5
1987-88	Dolores Bootz	10.5
1988-89	Theresa Gernatt	8.1
1989-90	Theresa Gernatt	6.4
1990-91	Joyce Pierce	9.5
1991-92	Joyce Pierce	9.0
1992-93	Joyce Pierce	9.1
1993-94	Kisha Ford	8.6
1994-95	Kisha Ford	8.4
1995-96	Kisha Ford	6.4
1996-97	Kisha Ford	8.6
1997-98	Kenya Williams	7.1
1998-99	Regina Tate	8.7
1999-00	Jaime Kruppa	7.7
2000-01	Jaime Kruppa	7.4
2001-02	Sonja Mallory	8.0
2002-03	Sonja Mallory	9.0
2003-04	Fallon Stokes	6.4
2004-05	Jessica Williams	6.8
2005-06	Janie Mitchell	6.6
2006-07	Janie Mitchell	6.9
2007-08	Janie Mitchell	6.3
2008-09	Alex Montgomery	6.7
2009-10	Brigitte Ardossi	7.3
2010-11	Alex Montgomery	8.6
2011-12	Sasha Goodlett	7.7
2012-13	Tyaunna Marshall	8.4
2013-14	Tyaunna Marshall	7.6
2014-15	Roddreka Rogers	9.9

ASSISTS

1979-80	Mary Giambruno	70
1980-81	Karen Rainwater	96
1981-82	Kate Brandt	72
1982-83	Anita Malone	102
1983-84	Kate Brandt	100
1984-85	Tory Ehle	112
1985-86	Anita Malone	123
1986-87	Tory Ehle	119
1987-88	Val Avant	142
1988-89	Ida Neal	199
1989-90	Carmen Davis	173
1990-91	Carmen Davis	83
1991-92	Carmen Davis	101
1992-93	Selena Baldwin	104
1993-94	Kisha Ford	108
1994-95	Tiffany Martin	220
1995-96	Tiffany Martin	123
1996-97	Tiffany Martin	100
1997-98	Shelli Novotny	126
1998-99	Niesha Butler	120
1999-00	Nina Bäriln	117
2000-01	Alex Stewart	90
2001-02	Nina Bäriln	135
2002-03	Alex Stewart	172
2003-04	Alex Stewart	165
2004-05	Jill Ingram	71
2005-06	Jill Ingram	87
2006-07	Stephanie Higgs	87
2007-08	Jill Ingram	111
2008-09	Jacqua Williams	104
2009-10	Deja Foster	108
2010-11	Metra Walthour	132
2011-12	Metra Walthour	131
2012-13	Dawnn Maye	143
2013-14	Dawnn Maye	100
2014-15	Aaliyah Whiteside	77

STEALS

1979-80	Melinda Ryan	43
1980-81	Kate Brandt	44
1981-82	Kate Brandt	53
1982-83	Anita Malone	80
1983-84	Kate Brandt	70
1984-85	Tory Ehle	53
1985-86	Anita Malone	55
1986-87	Marielle Walker	39
1987-88	Marielle Walker	41
1988-89	Ida Neal	62
1989-90	Aimee Weiss	52
1990-91	Joyce Pierce	67
1991-92	Joyce Pierce	71
1992-93	Aimee Weiss	57

ANNUAL LEADERS

1993-94	Kisha Ford	92
1994-95	Tiffany Martin	90
1995-96	Tiffany Martin	81
1996-97	Kisha Ford	62
1997-98	Carla Munnion	29
1998-99	Jaime Kruppa	48
1999-00	Jaime Kruppa	58
	Regina Tate	58
2000-01	Milli Martinez	60
2001-02	Milli Martinez	51
2002-03	Megan Isom	65
2003-04	Alex Stewart	49
2004-05	Jill Ingram	53
2005-06	Jill Ingram	64
2006-07	Jacqua Williams	95
2007-08	Jacqua Williams	118
2008-09	Jacqua Williams	109
2009-10	Brigitte Ardossi	65
2010-11	Metra Walthour	81
2011-12	Dawnn Maye	80
2012-13	Dawnn Maye	81
2013-14	Tyaunna Marshall	84
2014-15	Kaela Davis	51

BLOCKED SHOTS

1979-80	LeeAnn Woodhull	21
1980-81	LeeAnn Woodhull	23
1981-82	LeeAnn Woodhull	17
1982-83	Kirsten Weinert	16
1983-84	Kirsten Weinert	20
1984-85	Dolores Bootz	41
1985-86	Dolores Bootz	56
1986-87	Dolores Bootz	68
1987-88	Dolores Bootz	80
1988-89	Allison Echols	29
1989-90	Aimee Weiss	29
1990-91	Allison Echols	28
1991-92	Lara Kauffman	23
1992-93	Aimee Weiss	28
1993-94	Kathy Dortch	37
1994-95	Joannah Kauffman	49
1995-96	Joannah Kauffman	38
1996-97	Joannah Kauffman	18
1997-98	Joannah Kauffman	65
1998-99	Niesha Butler	20
1999-00	Sonja Mallory	17
2000-01	Sonja Mallory	41
2001-02	Sonja Mallory	58
2002-03	Sonja Mallory	57
2003-04	Kasha Terry	70
2004-05	Kasha Terry	30
2005-06	Kasha Terry	55
2006-07	Tiffany Blackmon	17
2007-08	Alex Montgomery	25
2008-09	Sasha Goodlett	30
2009-10	Sasha Goodlett	23
2010-11	Sasha Goodlett	26
2011-12	Sasha Goodlett	48
2012-13	Nariah Taylor	20
2013-14	Shayla Bivins	29
2014-15	Zaire O'Neil	36

SEASON COMPARISON

Year		G	FG-	FGA	Pct.	3P-	3PA	Pct.	FT-	FTA	Pct.	Reb.	Avg.	PF-	DQ	A	TO	Blk	S	Pts.	Avg.
1976-77	Tech	27	719-	1972	.365	--	---	---	187-	463	.404	1803	66.8							1625	60.2
	Opp.	27	522-	1823	.286	--	---	---	165-	373	.442	1198	44.4							1209	44.7
1977-78	Tech	27	902-	2230	.404	--	---	---	316-	514	.615	1475	54.6							2120	79.6
	Opp.	27	658-	1935	.340	--	---	---	319-	583	.547	1262	46.7							1641	60.8
1978-79	Tech	26	813-	2186	.372	--	---	---	314-	518	.606	1308	50.3							1941	74.7
	Opp.	26	683-	1883	.363	--	---	---	304-	516	.589	1009	38.8							1666	64.1
1979-80	Tech	25	678-	1722	.394	--	---	---	339-	543	.624	988	39.5	532-	na	343	651	48	290	1695	67.8
	Opp.	25	852-	1870	.456	--	---	---	366-	613	.597	1221	48.8	513-	na	320	596	42	387	2070	82.8
1980-81	Tech	27	702-	1740	.403	--	---	---	403-	596	.676	1081	40.0	560-	13	324	604	52	243	1839	68.1
	Opp.	27	808-	1919	.421	--	---	---	390-	610	.639	1304	48.3	569-	12	308	554	51	265	2006	74.3
1981-82	Tech	25	577-	1439	.401	--	---	---	325-	479	.679	904	36.2	458-	11	260	581	37	245	1479	59.2
	Opp.	25	705-	1575	.448	--	---	---	261-	415	.629	1016	40.6	484-	15	360	524	70	248	1671	66.8
1982-83	Tech	28	671-	1612	.416	--	---	---	466-	715	.652	1092	39.0	474-	7	297	597	51	234	1808	64.6
	Opp.	28	870-	1969	.442	--	---	---	279-	431	.647	1195	42.7	627-	31	324	497	83	264	2019	72.1
1983-84	Tech	28	758-	1846	.411	--	---	---	357-	577	.619	1166	41.6	573-	18	380	585	46	252	1873	66.9
	Opp.	28	802-	1827	.439	--	---	---	397-	570	.697	1160	41.4	581-	19	349	543	109	250	2001	71.5
1984-85	Tech	27	733-	1648	.444	--	---	---	419-	602	.696	1114	41.3	540-	18	396	630	98	209	1885	69.8
	Opp.	27	794-	1839	.432	--	---	---	363-	549	.661	1098	40.6	532-	15	401	520	73	334	1951	72.3
1985-86	Tech	27	806-	1757	.459	--	---	---	364-	534	.682	1094	40.5	518-	21	471	548	86	239	1976	73.2
	Opp.	27	860-	1869	.460	--	---	---	388-	577	.672	1104	40.8	502-	14	423	490	87	279	2108	78.1
1986-87	Tech	27	814-	1867	.436	4-	17	.235	381-	570	.668	1227	45.4	582-	25	427	544	124	237	2013	74.6
	Opp.	27	774-	1783	.434	2-	4	.500	405-	650	.623	1141	42.3	536	15	439	531	79	276	1955	72.4
1987-88	Tech	27	825-	1828	.451	106-	289	.367	341-	490	.696	1099	40.7	492-	14	467	492	115	209	2097	77.7
	Opp.	27	864-	1950	.443	62-	153	.405	358-	544	.658	1206	44.7	480-	7	475	453	55	236	2148	79.6
1988-89	Tech	28	797-	1837	.434	109-	286	.381	422-	598	.706	1125	40.2	529-	16	453	524	80	241	2125	75.9
	Opp.	28	866-	2018	.429	68-	252	.316	421-	633	.665	1304	46.6	549-	15	494	487	64	300	2221	79.3
1989-90	Tech	30	854-	1973	.433	109-	307	.355	452-	620	.729	1142	38.1	589-	23	521	478	69	299	2269	75.6
	Opp.	30	853-	1889	.452	82-	216	.380	479-	710	.675	1257	41.9	522-	9	521	559	67	231	2267	75.6
1990-91	Tech	28	893-	1896	.471	102-	282	.362	471-	672	.701	1178	42.1	588-	23	529	552	80	341	2359	84.3
	Opp.	28	811-	1862	.436	82-	269	.305	448-	690	.649	1168	41.7	549-	13	459	576	55	282	2152	76.9
1991-92	Tech	33	964-	2120	.455	97-	283	.343	526-	725	.726	1339	40.6	641-	21	514	604	109	348	2551	77.3
	Opp.	33	854-	2062	.414	97-	295	.329	492-	731	.673	1289	39.1	595-	7	477	640	58	287	2297	69.6
1992-93	Tech	27	828-	1885	.439	76-	225	.338	393-	563	.698	1182	43.8	520-	17	461	521	89	309	2125	78.7
	Opp.	27	752-	1704	.441	122-	357	.342	403-	588	.685	1042	38.6	499-	17	435	537	65	251	2029	75.1
1993-94	Tech	27	684-	1789	.382	41-	181	.227	330-	527	.626	1172	43.4	537-	12	354	535	95	335	1739	64.4
	Opp.	27	669-	1584	.422	98-	310	.316	403-	602	.669	1105	40.9	506-	13	409	567	73	278	1839	68.1
1994-95	Tech	30	858-	1953	.439	115-	383	.300	385-	584	.659	1260	42.0	519-	9	519	534	88	272	2216	73.9
	Opp.	30	797-	1970	.405	120-	379	.317	367-	536	.685	1239	41.3	503-	9	467	563	64	243	2081	69.4
1995-96	Tech	27	756-	1730	.437	43-	166	.259	406-	591	.687	1081	40.0	445-	11	378	515	90	309	1961	72.6
	Opp.	27	688-	1605	.429	110-	335	.328	289-	446	.648	1053	39.0	500-	140	392	631	89	198	1775	65.7
1996-97	Tech	27	709-	1618	.438	119-	330	.361	370-	544	.680	1014	37.6	400-	8	398	464	64	246	1907	70.6
	Opp.	27	694-	1590	.436	141-	415	.340	275-	401	.686	976	36.1	474-	7	377	523	64	215	1804	66.8
1997-98	Tech	28	636-	1646	.386	104-	341	.305	404-	617	.655	1135	40.5	490-	14	327	585	80	186	1780	63.6
	Opp.	28	782-	1803	.434	128-	406	.315	355-	548	.648	1110	39.6	517-	14	421	460	68	297	2047	73.1
1998-99	Tech	27	732-	1675	.437	125-	339	.369	446-	666	.670	1110	41.1	468-	11	366	528	57	246	2035	75.4
	Opp.	27	735-	1764	.417	131-	420	.312	363-	535	.679	1073	39.7	554-	20	440	504	79	274	1964	72.7
1999-00	Tech	31	796-	1931	.412	131-	399	.328	443-	697	.636	1253	40.4	553-	5	459	571	50	335	2166	69.9
	Opp.	31	802-	1879	.427	164-	499	.329	366-	543	.674	1156	37.3	593-		474	594	98	276	2134	68.8
2000-01	Tech	29	793-	1867	.425	64-	217	.295	466-	679	.686	1193	41.1	591-	21	402	524	77	271	2116	73.0
	Opp.	29	757-	1752	.432	149-	422	.353	416-	630	.660	1055	36.4	593-		436	535	106	212	2079	71.7
2001-02	Tech	29	788-	1794	.439	68-	249	.273	407-	628	.648	1245	42.9	513-	21	458	519	91	237	2051	70.7
	Opp.	29	672-	1700	.395	144-	455	.316	367-	552	.665	963	33.2	518-		394	513	84	233	1855	64.0
2002-03	Tech	31	782-	1940	.403	103-	326	.316	450-	685	.657	1329	42.9	518-	8	395	483	123	248	2117	68.3
	Opp.	31	720-	1813	.397	153-	416	.368	351-	551	.637	1094	35.5	559-	7	449	513	101	205	1944	62.7

SEASON COMPARISON

Year		G	FG-	FGA	Pct.	3P-	3PA	Pct.	FT-	FTA	Pct.	Reb.	Avg.	PF-	DQ	A	TO	Blk	S	Pts.	Avg.
2003-04	Tech	29	676-	1689	.400	111-	373	.298	370-	558	.663	1134	39.1	539-	18	362	474	111	191	1833	63.2
	Opp.	29	651-	1625	.401	151-	435	.347	401-	593	.676	1031	35.6	474-	7	387	450	86	179	1854	63.9
2004-05	Tech	27	556-	1541	.361	103-	366	.281	356-	499	.713	1062	39.3	435-	10	248	442	102	212	1571	58.2
	Opp.	27	566-	1483	.382	126-	430	.293	308-	436	.706	937	34.7	442-	6	328	428	106	190	1566	58.0
2005-06	Tech	29	675-	1721	.392	116-	366	.317	405-	588	.689	1208	41.7	566-	18	291	548	110	290	1871	64.5
	Opp.	29	590-	1591	.371	136-	451	.302	430-	624	.689	1005	34.7	513-	12	354	545	95	233	1746	60.2
2006-07	Tech	33	802-	2011	.399	157-	472	.333	421-	573	.735	1260	38.2	589-	11	406	553	104	382	2182	66.1
	Opp.	33	704-	1716	.410	136-	469	.290	408-	590	.692	1107	33.5	526-		445	688	133	234	1952	59.2
2007-08	Tech	32	812-	1960	.414	160-	503	.318	467-	687	.680	1181	36.9	585-	10	396	594	91	456	2251	70.3
	Opp.	32	703-	1688	.416	135-	458	.295	381-	551	.691	1119	35.0	579-		426	794	103	263	1922	60.1
2008-09	Tech	32	779-	1892	.412	125-	417	.300	469-	673	.697	1238	38.7	609-	8	400	663	99	434	2152	67.2
	Opp.	32	661-	1668	.396	106-	395	.268	407-	590	.690	1092	34.1	577-		389	783	123	284	1835	57.3
2009-10	Tech	33	782-	1930	.405	89-	345	.258	519-	730	.711	1355	41.1	571-	10	487	622	79	351	2172	65.8
	Opp.	33	695-	1797	.387	144-	507	.284	374-	584	.640	1104	33.5	609-		412	662	119	279	1908	57.8
2010-11	Tech	35	873-	2064	.423	152-	468	.325	416-	638	.652	1369	39.1	603-	11	510	671	95	406	2314	66.1
	Opp.	35	731-	1853	.394	154-	508	.303	372-	565	.658	1139	32.5	558-		426	764	146	290	1988	56.8
2011-12	Tech	35	938-	2128	.441	150-	446	.336	457-	678	.674	1375	39.3	609-	8	556	602	129	389	2483	70.9
	Opp.	35	776-	1998	.388	127-	489	.260	406-	623	.652	1240	35.4	575-		436	716	135	287	2085	59.6
2012-13	Tech	30	766-	2007	.382	137-	473	.290	359-	562	.639	1274	42.5	630-	20	378	559	94	326	2028	67.6
	Opp.	30	717-	1738	.413	134-	433	.309	450-	701	.642	1185	39.5	499-		425	615	147	292	2018	67.3
2013-14	Tech	32	936-	2193	.427	174-	555	.314	503-	751	.670	1409	44.0	711-	25	424	538	117	318	2549	79.7
	Opp.	32	802-	1963	.409	143-	487	.294	548-	801	.684	1255	39.2	621-		465	610	100	248	2295	71.7
2014-15	Tech	34	880-	2136	.412	202-	651	.310	480-	658	.729	1431	42.1	593-	21	418	544	129	278	2442	71.8
	Opp.	34	833-	2061	.404	222-	664	.334	388-	551	.704	1229	36.1	582-		483	540	133	268	2276	66.9

THE LAST TIME...

The Last Time (Team)

Tech scored 100 points in a game:	105 vs. Morgan State, Nov. 16, 2014
Tech scored 100 points in an ACC game:	101 at Virginia, March 2, 2008 (2 OT)
A Tech opponent scored 100 points:	103 at Virginia, March 2, 2008 (2 OT)
Tech scored 60-69 points in a half:	60 vs. Morgan State, Nov. 16, 2014
Tech scored 70+ points in a half:	70 vs. Presbyterian (2nd half), Dec. 2, 1985
Tech won an overtime game:	vs. Wake Forest (89-82), Jan. 31, 2013
Tech lost an overtime game:	vs. Pittsburgh (75-72), Jan. 18, 2015
Tech played a double overtime game:	vs. Virginia (101-103), March 2, 2008
Tech played a triple overtime game:	vs. Florida State (85-90), Jan. 31, 1996
Tech shot 70 percent for a half:	70.0 (21-34) vs. Kennesaw State, Nov. 22, 2011
Tech shot 80 percent for a half:	Never
Tech shot 60 percent from the field in a game:	63.5 (40-63) vs. Kennesaw State, Nov. 22, 2011
Tech shot 90 percent from the free throw line in a game (min. 10 att.):	1.000 (14-14), Virginia, Jan. 25, 2015
Tech shot less than 40 percent from the field in a game:	35.1 (26-74) vs. North Carolina, March 5, 2015
Tech shot less than 30 percent from the field in a half:	28.6 (8-28), 2nd half, vs. Elon, March 19, 2015
Tech shot less than 50 percent from the free throw line in a game:	45.5 (5-11) vs. North Carolina, March 5, 2015
Opponent shot less than 50 percent from the free throw line in a game:	46.7 (7-15), Florida State, Jan. 30, 2015
Tech did not make a 3-point field goal:	at NC State, Feb. 28, 2010 (140 games with a 3)
Tech held an opponent under 30 percent shooting:	29.0 (18-62), Clemson, March 4, 2015
An opponent shot 60 percent:	62.3 (33-53), Duke, Jan. 18, 2012
Tech attempted 50 free throws:	50 (made 36) vs. Clemson, Jan. 26, 2002
Tech made 40 free throws:	Never
Tech defeated a top-10 opponent:	No. 8/8 North Carolina, 71-70, Jan. 6, 2011
Tech defeated a top-25 opponent:	No. 16/17 Duke, 71-62, Feb. 26, 2015
Tech defeated a top-25 opponent on the road:	No. 23/RV North Carolina, 56-54, Feb. 12, 2012

The Last Time (Player)

A player scored 40+ points:	Niesha Butler (40) vs. Florida State, Jan. 2, 1999
A player scored 35-39 points:	Kaela Davis (35) vs. LA Tech, Dec. 30, 2014
A player scored 30-34 points:	Kaela Davis (31) vs. Virginia, Jan. 25, 2015
Two players scored 20+/same game:	Kaela Davis (24) and Aaliyah Whiteside (23) vs. Elon, March 19, 2015
Three players scored 20+/same game:	Alex Montgomery (26), Janie Mitchell (20) and Iasia Hemingway (20) vs. Maryland, Jan. 20, 2008
Four players scored 20+/same game:	Never
A player had back-to-back 30+ point games:	Carla Munnion (34) vs. Manhattan, Jan. 23, 1995, and (35) vs. Chattanooga, Dec. 13, 1995
A player had 20+ rebounds:	Kisha Ford (21) vs. Mercer, Nov. 25, 1996
A player had 15-19 rebounds:	Roddreka Rogers (18) vs. Clemson, Jan. 4, 2015
Two players had double-figure rebounds in the same game:	Roddreka Rogers (11) and Zaire O'Neil (10) vs. North Carolina, March 5, 2015
Three players had double-figure rebounds in the same game:	Roddreka Rogers (12), Katarina Vuckovic (12) and Zaire O'Neil (11), NC State, Feb. 12, 2015
One player had a double-double (Pts and Ast):	Dawnn Maye (11 pts, 12 asts) vs. Florida State, Jan. 3, 2013
One player had a double-double (Pts and Steals):	Dawnn Maye (23 pts, 10 steals) vs. Marquette, Nov. 18, 2012
A player had a double-double in consecutive games:	Roddreka Rogers - 20 pts and 14 reb. vs. Clemson (March 4, 2015) and 10 pts and 11 reb. vs. North Carolina (March 5, 2015)
A player had a triple-double (Pts, Reb, Asst.):	Milli Martinez (12 pts, 10 reb, 10 asst) vs. Morris Brown, Feb. 23, 2002
A player had 20 points and 20 rebounds in the same game:	Kisha Ford (21 pts, 21 reb) vs. Mercer, Nov. 25, 1996
A player had 10-14 assists in a game:	Dawnn Maye (10) at Boston College, March 3, 2013
A player had 15+ assists in a game:	Nina Bärnin (17) vs. Virginia, Jan. 10, 2002
A player had 10+ assists in three consecutive games:	Nina Bärnin (11) vs. E. Washington, Nov. 24, 2001, (14) vs. Arkansas St., Dec. 1, 2001, (11) vs. Southern, Dec. 2, 2001, (13) vs. Florida State, Dec. 5, 2001
A player topped the team in scoring, rebounds, and assists for a game:	Kaela Davis, 24 points, 7 rebounds, 5 assists vs. Elon, March 19, 2015
A player played every minute of a game:	Aaliyah Whiteside vs. Boston College, Jan. 8, 2015
A player had five blocked shots in a game:	Zaire O'Neil vs. NC State, Feb. 12, 2015
A player had five blocked shots in back-to-back games:	Zaire O'Neil (5) vs. Syracuse, Feb. 8, 2015 (6) vs. NC State, Feb. 12, 2015
A player had 10+ steals in a game:	Dawnn Maye (10) vs. Marquette, Nov. 18, 2012

1,000 POINT SCORERS



Tyanna Marshall
131 Games • 16.3 ppg
2010-2014 • 2,129 points (1st)



Kisha Ford
109 Games • 17.9 ppg
1994-97 • 1,955 points (2nd)



Karen Lounsbury
119 Games • 14.6 ppg
1989-92 • 1,743 points (3rd)



Dolores Bootz
91 Games • 18.9 ppg
1985-88 • 1,723 points (4th)




Carla Munnion
112 Games • 14.9 ppg
1995-98 • 1,671 points (5th)



Chioma Nnamaka
120 Games • 13.3 ppg
2005-08 • 1,593 points (6th)



Alex Montgomery
124 Games • 12.6 ppg
2008-11 • 1,565 points (7th)



Joyce Pierce
83 Games • 18.8 ppg
1991-93 • 1,557 points (8th)



Janie Mitchell
117 Games • 12.2 ppg
2005-08 • 1,422 points (9th)



Kate Brandt
107 Games • 13.3 ppg
1981-84 • 1,422 points (10th)



Sasha Goodlett
134 Games • 10.2 ppg
2009-12 • 1,364 points (11th)



Fallon Stokes
117 Games • 11.6 ppg
2001-04 • 1,363 points (12th)



Stephanie Higgs
114 Games • 11.5 ppg
2004-07 • 1,315 points (13th)



LeeAnn Woodhull
96 Games • 13.6 ppg
1980-83 • 1,302 points (14th)



Devony Caldwell
118 Games • 10.7 ppg
1990-93 • 1,265 points (15th)



Sonja Mallory
114 Games • 11.0 ppg
2000-03 • 1,254 points (16th)



Kaela Davis
66 Games • 18.9 ppg
2014-15 • 1,246 points (17th)



Ida Neal
109 Games • 11.3 ppg
1986-89 • 1,235 points (18th)



Marielle Walker
100 Games • 12.3 ppg
1985-88 • 1,230 points (19th)



Milli Martinez
116 Games • 10.0 ppg
1999-02 • 1,158 points (20th)



Aimee Weiss
114 Games • 9.6 ppg
1990-93 • 1,089 points (T-21st)



Tory Ehle
109 Games • 10.0 ppg
1984-87 • 1,089 points (T-21st)



Bonnie Tate
75 Games • 14.5 ppg
1977-79 • 1,088 points (23rd)



Kenya Williams
104 Games • 10.3 ppg
1996-99 • 1,076 points (24th)



Niesha Butler
65 Games • 16.3 ppg
1999-02 • 1,059 points (25th)



Cindy Cochran
106 Games • 9.8 ppg
1982-85 • 1,042 points (26th)



Sydney Wallace
106 Games • 9.4 ppg
2011-14 • 1,001 points (t-27th)



Brigitte Ardossi
130 Games • 7.7 ppg
2007-10 • 1,001 points (t-27th)

NCAA TOURNAMENT RECORDS

INDIVIDUAL RECORDS

POINTS

32	Sydney Wallace vs. Baylor, 3/24/12 (Sweet 16 at Des Moines, IA)
28	Sydney Wallace vs. Sacred Heart, 3/18/12 (First Round at Chapel Hill, NC)
27	Stephanie Higgs vs. Purdue, 3/19/07 (Second Round at Minneapolis, Minn.)
26	Brigitte Ardossi vs. UALR, 3/21/10 (First Round at Norman, OK)

REBOUNDS

15	Joyce Pierce vs. Northwestern, 3/17/93 (First Round at Evanston, IL)
13	Alex Montgomery vs. UALR, 3/21/10 (First Round at Norman, OK)
13	Sasha Goodlett vs. Iowa, 3/22/09 (Second Round at Iowa City, IA)
11	five times (MR: Sasha Goodlett vs. Georgetown, 3/20/12; Second Round at N.C.)

ASSISTS

6	Metra Walhour vs. Georgetown, 3/20/12 (Second Round at Chapel Hill, N.C.)
5	Dawnn Maye vs. Georgetown, 3/20/12 (Second Round at Chapel Hill, N.C.)
4	six times (MR: Dawnn Maye vs. Baylor, 3/24/12; Sweet 16 at Des Moines, IA)

BLOCKS

3	Jacqua Williams vs. DePaul, 3/17/07 (First Round at Minneapolis, Minn.)
2	seven times (MR: Nariah Taylor vs. LSU, 3/23/14; First Round at Baton Rouge, La.)

STEALS

6	Jill Ingram vs. Iowa State, 3/22/08 (First Round at Des Moines, IA)
6	Jacqua Williams vs. DePaul, 3/17/07 (First Round at Minneapolis, Minn.)
5	three times (MR: Dawnn Maye vs. LSU 3/23/14; First Round at Baton Rouge, La.)

FIELD GOALS MADE

12	Sydney Wallace vs. Baylor, 3/24/12 (Sweet 16 at Des Moines, IA)
11	Sydney Wallace vs. Sacred Heart, 3/18/12 (First Round at Chapel Hill, NC)
10	Brigitte Ardossi vs. UALR, 3/21/10 (First Round at Norman, OK)
9	three times (MR: Tjaunna Marshall and Sydney Wallace vs. LSU, 3/23/14; First Round at Baton Rouge, La.)

FIELD GOALS ATTEMPTED

22	Sydney Wallace vs. LSU, 3/23/14 (First Round at Baton Rouge, La.)
22	Sydney Wallace vs. Baylor, 3/24/12 (Sweet 16 at Des Moines, IA)
22	Brigitte Ardossi vs. UALR, 3/21/10 (First Round at Norman, OK)
21	two times (MR: Stephanie Higgs vs. Purdue, 3/19/07 at (Second Round at Minneapolis, Minn.)

FIELD GOAL PERCENTAGE

(MIN. 6 ATTEMPTS)

.846 (11-13)	Sydney Wallace vs. Sacred Heart, 3/18/12 (First Round at Chapel Hill, NC)
.750 (6-8)	Sasha Goodlett vs. Georgetown, 3/20/12 (Second Round at Chapel Hill, N.C.)
.667 (8-12)	Jill Ingram vs. Iowa State, 3/22/08 (First Round at Des Moines, IA)
.545 (12-22)	Sydney Wallace vs. Baylor, 3/24/12 (Sweet 16 at Des Moines, IA)

THREE-POINT FIELD GOALS MADE

8	Sydney Wallace vs. Baylor, 3/24/12 (Sweet 16 at Des Moines, IA)
6	Sydney Wallace vs. Sacred Heart, 3/18/12 (First Round at Chapel Hill, NC)
5	Sydney Wallace vs. Georgetown, 3/20/12 (Second Round at Chapel Hill, N.C.)
5	Jill Ingram vs. Iowa State, 3/22/08 (First Round, Des Moines, IA)

THREE-POINT FIELD GOALS ATTEMPTED

14	Sydney Wallace vs. Georgetown, 3/20/12 (Second Round at Chapel Hill, N.C.)
13	Sydney Wallace vs. LSU, 3/23/14 (First Round at Baton Rouge, La.)
12	Sydney Wallace vs. Baylor, 3/24/12 (Sweet 16 at Des Moines, IA)
11	two times (MR: Alex Montgomery vs. Ohio State, 3/21/11; Second Round at Columbus, Ohio)

THREE-POINT FIELD GOAL PERCENTAGE

(MIN. 3 ATTEMPTS)

.750 (6-8)	Sydney Wallace vs. Sacred Heart, 3/18/12 (First Round at Chapel Hill, NC)
.667 (8-12)	Sydney Wallace vs. Baylor, 3/24/12 (Sweet 16 at Des Moines, IA)
.556 (5-9)	Jill Ingram vs. Iowa State, 3/22/08 (First Round at Des Moines, IA)
.429 (3-7)	Chioma Nnamaka vs. Purdue, 3/19/07 (Second Round at Minneapolis, Minn.)

FREE THROWS MADE

9	Fallon Stokes vs. Virginia Tech, 3/22/03 (First Round at West Lafayette, Ind.)
8	Sasha Goodlett vs. Oklahoma, 3/24/09 (Second Round at Iowa City, IA)
8	Stephanie Higgs vs. Purdue, 3/19/07 (Second Round at Minneapolis, Minn.)
6	two times (MR: Kaela Davis vs. LSU, 3/23/14 First Round at Baton Rouge, La.)

FREE THROWS ATTEMPTED

10	Fallon Stokes vs. Virginia Tech, 3/22/03 (First Round at West Lafayette, Ind.)
10	Sasha Goodlett vs. Oklahoma, 3/24/09 (Second Round at Iowa City, IA)
9	Stephanie Higgs vs. Purdue, 3/19/07 (Second Round at Minneapolis, Minn.)
7	two times (MR: Sasha Goodlett vs. Georgetown, 3/20/12 (Second Round at Chapel Hill, N.C.)

FREE THROW PERCENTAGE (MIN. 7 MADE)

.900 (9-10)	Fallon Stokes vs. Virginia Tech, 3/22/03 (First Round at West Lafayette, Ind.)
.889 (8-9)	Stephanie Higgs vs. Purdue, 3/19/07 (Second Round at Minneapolis, Minn.)
.800 (8-10)	Sasha Goodlett vs. Georgetown, 3/20/12 (Second Round at Chapel Hill, N.C.)

TEAM RECORDS

MOST POINTS (GAME)

78	vs. LSU, 3/23/14 (First Round at Baton Rouge, La.)
76	vs. Georgetown, 3/20/12 (Second Round at Chapel Hill, N.C.)
76	vs. Sacred Heart, 3/18/14 (First Round at Chapel Hill, N.C.)
76	vs. Iowa, 3/22/09 (First Round at Iowa City, IA)

MOST POINTS (ONE HALF)

44 (1st)	vs. LSU, 3/23/14 (First Round at Baton Rouge, La.)
42 (2nd)	vs. Baylor, 3/24/12 (Sweet 16 at Des Moines, IA)
40 (2nd)	vs. Sacred Heart, 3/18/12 (First Round at Chapel Hill, NC)
40 (2nd)	vs. Iowa, 3/22/09 (Second Round at Iowa City, IA)

FEWEST POINTS (GAME)

50	vs. Oklahoma, 3/24/09 (Second Round at Iowa City, IA)
53	vs. UALR, 3/21/10 (First Round at Norman, OK)
55	vs. Iowa State, 3/22/08 (First Round at Des Moines, IA)
55	vs. DePaul, 3/17/07 (First Round at Minneapolis, Minn.)

FEWEST POINTS (ONE HALF)

20 (2nd)	vs. DePaul, 3/17/07 (First Round at Minneapolis, Minn.)
21 (2nd)	vs. Oklahoma, 3/24/09 (Second Round at Iowa City, IA)
24 (1st)	vs. Iowa State, 3/22/08 (First Round at Des Moines, IA)
26 (1st)	two times (MR: vs. Baylor, 3/24/12 (Sweet 16 at Des Moines, IA)

REBOUNDS

50	vs. Northwestern, 3/17/93 (First Round at Evanston, IL)
44	vs. Baylor, 3/24/12 (Sweet 16 at Des Moines, IA)
43	vs. Iowa, 3/22/09 (Second Round at Iowa City, IA)
39	two times (MR: vs. Georgetown, 3/20/12 (Second Round at Chapel Hill, N.C.)

ASSISTS

20	vs. Georgetown, 3/20/12 (Second Round at Chapel Hill, N.C.)
14	vs. Baylor, 3/24/12 (Sweet 16 at Des Moines, IA)
14	vs. DePaul, 3/17/07 (First Round at Minneapolis, Minn.)
13	three times (MR: vs. Sacred Heart, 3/18/12 (First Round at Chapel Hill, NC)

BLOCKS

6	vs. DePaul, 3/17/07 (First Round at Minneapolis, Minn.)
5	vs. LSU, 3/23/14 (First Round at Baton Rouge, La.)
4	vs. UALR, 3/21/10 (First Round at Norman, OK)
4	vs. Northwestern, 3/17/93 (First Round at Evanston, IL)

STEALS

14	vs. LSU, 3/23/14 (First Round at Baton Rouge, La.)
14	vs. Ohio State, 3/21/11; Second Round at Columbus, Ohio)
14	vs. Purdue, 3/19/07 at (Second Round at Minneapolis, Minn.)
14	vs. DePaul, 3/17/07 (First Round at Minneapolis, Minn.)
13	vs. Bowling Green, 3/19/11 (First Round at Columbus, Ohio)

FIELD GOALS MADE

30	vs. LSU, 3/23/14 (First Round at Baton Rouge, La.)
30	vs. Iowa, 3/22/09 (Second Round at Iowa City, IA)
28	vs. Georgetown, 3/20/12 (Second Round at Chapel Hill, N.C.)
28	vs. Ohio State, 3/21/11 (Second Round at Columbus, Ohio)

FIELD GOALS ATTEMPTED

87	vs. Northwestern, 3/17/93 (First Round at Evanston, IL)
76	vs. LSU, 3/23/14 (First Round at Baton Rouge, La.)
72	vs. Ohio State, 3/21/11 (Second Round at Columbus, Ohio)
70	vs. Baylor, 3/24/12 (Sweet 16 at Des Moines, IA)

FIELD GOAL PERCENTAGE (MIN. 20 MADE)

.529 (27-51)	vs. Sacred Heart, 3/18/12 (First Round at Chapel Hill, NC)
.500 (28-56)	vs. Georgetown, 3/20/12 (Second Round at Chapel Hill, N.C.)
.466 (27-58)	vs. Bowling Green, 3/19/11 (First Round at Columbus, Ohio)
.448 (30-67)	vs. Iowa, 3/22/09 (Second Round at Iowa City, IA)

THREE-POINT FIELD GOALS MADE

10	vs. Baylor, 3/24/12 (Sweet 16 at Des Moines, IA)
8	vs. Georgetown, 3/20/12 (Second Round at Chapel Hill, N.C.)
8	vs. Sacred Heart, 3/18/12 (First Round at Chapel Hill, NC)
7	vs. Iowa State, 3/22/08 (First Round at Des Moines, IA)

NCAA TOURNAMENT RECORDS

THREE-POINT FIELD GOALS ATTEMPTED

28	vs. Iowa State, 3/22/08 (First Round at Des Moines, IA)
23	vs. Georgetown, 3/20/12 (Second Round at Chapel Hill, N.C.)
22	vs. LSU, 3/23/14 (First Round at Baton Rouge, La.)
22	vs. Purdue, 3/19/07 at (Second Round at Minneapolis, Minn.)

THREE-POINT FIELD GOAL PERCENTAGE (MIN. 5 MADE)

.667 (8-12)	vs. Sacred Heart, 3/18/12 (First Round at Chapel Hill, NC)
.526 (10-19)	vs. Baylor, 3/24/12 (Sweet 16 at Des Moines, IA)
.353 (6-17)	vs. Purdue, 3/19/07 at (Second Round at Minneapolis, Minn.)
.348 (8-23)	vs. Georgetown, 3/20/12 (Second Round at Chapel Hill, N.C.)

FREE THROWS MADE

15	vs. Oklahoma, 3/24/09 (Second Round at Iowa City, IA)
15	vs. Purdue, 3/19/07 at (Second Round at Minneapolis, Minn.)
14	three times (MR: vs. LSU, 3/23/14 (First Round at Baton Rouge, La.)

FREE THROWS ATTEMPTED

21	vs. Iowa, 3/22/09 (Second Round at Iowa City, IA)
20	vs. Oklahoma, 3/24/09 (Second Round at Iowa City, IA)
19	three times (MR: vs. Georgetown, 3/20/12 (Second Round at Chapel Hill, N.C.)

FREE THROW PERCENTAGE (MIN. 14 MADE)

.824 (14-17)	vs. LSU, 3/23/14 (First Round at Baton Rouge, La.)
.789 (15-19)	vs. Purdue, 3/19/07 at (Second Round at Minneapolis, Minn.)
.750 (15-20)	vs. Oklahoma, 3/24/09 (Second Round at Iowa City, IA)
.737 (14-19)	vs. Sacred Heart, 3/18/12 (First Round at Chapel Hill, NC)

OPPONENT RECORDS

MOST POINTS (INDIVIDUAL)

35	Britney Griner (Baylor), 3/24/12 (Sweet 16 at Des Moines, IA)
----	--

MOST POINTS (TEAM GAME)

98	LSU, 3/23/14 (First Round at Baton Rouge, La.)
----	---

MOST POINTS (TEAM, ONE HALF)

51	LSU, 3/23/14 (First Round at Baton Rouge, La.)
----	---

FEWEST POINTS (TEAM, GAME)

50	Sacred Heart, DePaul, 3/18/12 (First Round at Chapel Hill, N.C.)
----	---

FEWEST POINTS (TEAM, ONE HALF)

16	DePaul, 3/17/07 (First Round at Minneapolis, Minn.)
----	--

MOST REBOUNDS (INDIVIDUAL)

17	Danielle Ballard (LSU), 3/23/14 (First Round at Baton Rouge, La.)
----	--

MOST REBOUNDS (TEAM)

57	LSU, 3/23/14 (First Round at Baton Rouge, La.)
----	---

MOST ASSISTS (INDIVIDUAL)

11	Nancy Kennelly (Northwestern), 3/17/93 (First Round at Evanston, IL.)
----	--

MOST ASSISTS (TEAM)

22	Northwestern, 3/17/93 (First Round at Evanston, IL.)
----	---

MOST BLOCKS (INDIVIDUAL)

6	three times, (MR: Shaneca McKinney, LSU), 3/23/14 (First Round at Baton Rouge, La.)
---	--

MOST BLOCKS (TEAM)

10	Baylor, 3/24/12 (Sweet 16 at Des Moines, IA)
----	---

MOST STEALS (INDIVIDUAL)

4	twice, (MR: Samantha Prahalis) (Ohio State), 3/21/11 (Second Round at Columbus, OH)
---	---

MOST STEALS (TEAM)

11	UALR, 3/21/10 (First Round at Norman, Okla.)
----	---

MOST FIELD GOALS MADE (INDIVIDUAL)

13	Britney Griner (Baylor), 3/24/12 (Sweet 16 at Des Moines, IA)
----	--

MOST FIELD GOALS MADE (TEAM)

35	LSU, 3/23/14 (First Round at Baton Rouge, La.)
----	---

FEWEST FIELD GOALS MADE (TEAM)

20	five times, (MR: Sacred Heart), 3/18/12 (First Round at Chapel Hill, N.C.)
----	---

MOST FIELD GOALS ATTEMPTED (INDIVIDUAL)

19	Sugar Rodgers (Georgetown), 3/20/12 (Second Round at Chapel Hill, N.C.)
----	--

MOST FIELD GOALS ATTEMPTED (TEAM)

70	LSU, 3/23/14 (First Round at Baton Rouge, La.)
----	---

FEWEST FIELD GOALS ATTEMPTED (TEAM)

42	twice, (MR: Ohio State), 3/21/11 (Second Round at Columbus, OH)
----	--

HIGHEST FIELD GOAL PERCENTAGE (INDIVIDUAL - MIN. 6 MADE)

.900 (9-10)	twice, (MR: Destiny Williams) (Baylor), 3/24/12 (Sweet 16 at Des Moines, IA)
-------------	---

HIGHEST FIELD GOAL PERCENTAGE (TEAM - MIN. 20 MADE)

.600 (30-50)	Northwestern, 3/17/93 (First Round at Evanston, IL.)
--------------	---

LOWEST FIELD GOAL PERCENTAGE (TEAM)

.338 (23-68)	Georgetown, 3/20/12 (Second Round at Chapel Hill, N.C.)
--------------	--

MOST THREE-POINT FIELD GOALS MADE (INDIVIDUAL)

5	Kelsey Bolte (Iowa State), 3/22/08 (First Round at Des Moines, IA)
---	---

MOST THREE-POINT FIELD GOALS MADE (TEAM)

9	Iowa State, 3/22/08 (First Round at Des Moines, IA)
---	--

FEWEST THREE-POINT FIELD GOALS MADE (TEAM)

1	Baylor, 3/24/14 (Sweet 16 at Des Moines, IA)
---	---

MOST THREE-POINT FIELD GOALS ATTEMPTED (INDIVIDUAL)

8	twice, (MR: Sugar Rodgers) (Georgetown), 3/20/12 (Second Round at Chapel Hill, N.C.)
---	---

MOST THREE-POINT FIELD GOALS ATTEMPTED (TEAM)

24	Iowa State, 3/22/08 (First Round at Des Moines, IA)
----	--

FEWEST THREE-POINT FIELD GOALS ATTEMPTED (TEAM)

6	twice, (MR: Baylor), 3/24/12 (Sweet 16 at Des Moines, IA)
---	--

HIGHEST THREE-POINT FIELD GOAL PERCENTAGE (INDIVIDUAL - MIN. 3 MADE)

1.000 (3-3)	DaShawn Harden (LSU), 3/23/14 (First Round at Baton Rouge, La.)
-------------	--

HIGHEST THREE-POINT FIELD GOAL PERCENTAGE (TEAM - MIN. 5 MADE)

.545 (6-11)	Purdue, 3/19/07 (Second Round at Minneapolis, Minn.)
-------------	---

LOWEST THREE-POINT FIELD GOAL PERCENTAGE (TEAM)

.167 (1-6)	Baylor 3/24/12 (Sweet 16 at Des Moines, IA)
------------	--

MOST FREE THROWS MADE (INDIVIDUAL)

12	Maureen Holohan, 3/17/93 (First Round at Evanston, IL.)
----	--

MOST FREE THROWS MADE (TEAM)

27	Northwestern, 3/17/93 (First Round at Evanston, IL.)
----	---

FEWEST FREE THROWS MADE (TEAM)

5	Sacred Heart, 3/18/12 (First Round at Chapel Hill, N.C.)
---	---

MOST FREE THROWS ATTEMPTED (INDIVIDUAL)

18	Maureen Holohan, 3/17/93 (First Round at Evanston, IL.)
----	--

MOST FREE THROWS ATTEMPTED (TEAM)

39	Northwestern, 3/17/93 (First Round at Evanston, IL.)
----	---

FEWEST FREE THROWS ATTEMPTED (TEAM)

6	Virginia Tech, 3/22/03 (First Round at West Lafayette, IN)
---	---

HIGHEST FREE THROW PERCENTAGE (INDIVIDUAL - MIN. 6 MADE)

1.000 (9-9)	three times, (MR: Lauren Prochaska) (Bowling Green), 3/19/11 (First Round at Columbus, OH)
-------------	--

HIGHEST FREE THROW PERCENTAGE (TEAM - MIN. 15 MADE)

.889 (16-18)	Bowling Green, 3/19/11 (First Round at Columbus, OH)
--------------	---

LOWEST FREE THROW PERCENTAGE (TEAM)

.455 (5-11)	Sacred Heart, 3/18/12 (First Round at Chapel Hill, N.C.)
-------------	---

NCAA TOURNAMENT BOX SCORES

'93 Northwestern
Georgia Tech
March 17, 1993 | Welsh-Ryan Arena (Evanston, Ill.)

90 Virginia Tech
Georgia Tech
March 22, 2003 | Mackey Arena (West Lafayette, Ind.)

61
59

OFFICIAL NCAA BASKETBALL BOX SCORE ***FINAL*** - NCAA TOURNAMENT 1ST ROUND-
Date 3/17/93 Site Welsh-Ryan Arena, Evanston, Ill.

VISITORS (Last Name, First)												HOME (Last Name, First)												
No.	Georgia Tech	FG	FGA	FT	FTA	Reb	Off	Def	PF	TP	Min	No.	Wichita State	FG	FGA	FT	FTA	Reb	Off	Def	PF	TP	Min	
00	Keener, Demita	3	7	0	0	2	4	2	4	3	5	1	Langston, Lynn	0	0	0	0	0	0	0	0	0	0	
3	Wilson, Yvonne	2	3	0	0	0	0	0	0	0	4	11	Kennelly, Moira	0	0	0	0	0	0	0	0	0	0	
12	Dortch, Kathy	0	1	0	0	1	2	1	1	1	1	20	Holan, Norine	0	0	0	0	0	0	0	0	0	0	
23	Langston, Lynn	DUP										22	Babcock, Patricia	0	1	0	0	0	0	0	0	0	0	
30	Caldwell, Devony	C	4	16	0	2	1	4	2	6	9	33	Bradley, Christina	0	1	0	0	0	0	0	0	0	0	
31	Kauffman, Lars	C	3	13	0	0	1	6	3	4	6	32	Kennelly, Nancy	2	3	0	0	4	4	12	12	1	8	
32	Finney, Christie	0	2	0	0	2	0	2	0	0	0	33	Braden, Christina	0	1	0	0	0	0	0	0	0	0	
33	Wells, Aimee	F	2	6	0	0	0	1	1	2	4	32	Holohan, Maureen	3	8	0	0	12	18	5	3	13	18	
34	Duggins, Anna Maria	0	1	0	0	0	0	1	1	0	0	35	Groh, Donna	7	8	0	0	0	0	1	1	2	14	
35	Pierre, Joyce	F	8	21	0	1	3	3	6	15	2	15	40	Krtel, Heather	4	5	0	0	3	4	0	6	3	11
42	Fischer, Angie	2	5	1	3	0	0	0	4	4	3	42	Swift, Colleen	1	3	0	0	0	0	0	0	1	2	
44	Baldwin, Selene	(47)	3	7	0	4	2	0	0	0	6													
55	Wilkinson, Renee	0	0	0	0	0	0	0	1	1	0													
TEAM REBOUNDS (included in Totals)												TEAM REBOUNDS (included in Totals)												
TOTALS												TOTALS												
27 87 1 14 7 23 27 25 62												13 14 4 6 22												

Official Basketball Box Score -- Game Totals -- Final Statistics
Georgia Tech vs Virginia Tech
03/22/03 11:14 AM EST at Mackey Arena - West Lafayette, IN

Georgia Tech 59 • 20-11

Total												3-Ptr											
FG-FGA												FT-FTA											
Rebounds												Off Def Tot											
PF TP A TO Blk Stl Min												PF TP A TO Blk Stl Min											
04	Stewart, Alex	f	4-10	0-0	2-2	4	5	9	2	10	3	5	0	1	34								
24	Stokes, Fallon	f	8-17	0-0	9-10	1	4	5	3	25	1	2	0	3	35								
33	Mallory, Sonja	c	4-13	0-0	0-0	4	2	6	1	8	2	2	2	4	32								
15	Harpring, Megan	g	2-5	0-1	0-0	2	1	3	0	4	2	0	0	0	29								
22	Isom, Megan	g	2-9	0-3	0-0	1	0	1	3	4	1	0	0	2	33								
00	Winn, Mallorie	g	2-3	0-0	2-2	0	2	2	1	6	1	1	0	0	18								
32	Williams, Jessica	g	1-3	0-0	0-2	2	1	3	0	2	0	0	1	0	16								
35	Terry, Kasha	g	0-0	0-0	0-0	0	0	0	0	0	1	0	0	0	3								
Team												Team											
Totals												Totals											
FG % 1st Half: 11-33												FG % 1st Half: 11-33											
3FG % 1st Half: 0-1												3FG % 1st Half: 0-1											
FT % 1st Half: 6-8												FT % 1st Half: 6-8											
2nd half: 44.4%												2nd half: 44.4%											
Game: 33.3%												Game: 33.3%											
2nd half: 75.0%												2nd half: 75.0%											
Game: 13.1%												Game: 13.1%											
Deadball Rebounds: 1												Deadball Rebounds: 1											

Virginia Tech 61 • 22-9

#	Player		Total		3-Ptr		Rebounds													
			FG-FGA	FG-FGA	FT-FTA	Off	Def	Tot	PF	TP	A	TO	Blk	Stl	Min.					
14	Kublina, Ieva	f	7-12	2-3	2-2	0	6	6	3	18	5	2	1	0	39					
22	Starling, Chrystal	f	6-13	1-3	2-2	2	3	5	3	15	2	5	0	0	35					
44	Gibson, Erin	c	3-4	0-0	0-0	2	2	4	2	6	2	2	3	2	34					
20	Lipton, Emily	f	2-4	2-4	0-0	0	0	0	1	6	1	0	0	0	15					
24	Mason, Carrie	g	3-8	0-3	0-0	0	5	5	1	6	4	5	0	0	38					
23	Chris, Dawn	g	1-3	0-0	2-2	0	0	0	1	4	0	0	0	0	7					
42	Gardin, Kerri	g	3-3	0-0	0-0	2	4	6	1	6	1	4	1	0	25					
32	Simmons, Davina	g	0-0	0-0	0-0	0	1	1	0	0	1	0	1	0	3					
45	Finnerty, Megan	g	0-0	0-0	0-0	0	1	1	0	0	0	1	0	0	4					
Team							0	2	2											
Totals			25-47	5-13	6-6	6	24	30	12	61	15	20	5	2	200					
FG % 1st Half: 13-25 52.0%			2nd half: 12-22 54.5%	Game: 25-47 53.2%											Deadball					
3FG % 1st Half: 3-10 30.0%			2nd half: 2-3 66.7%	Game: 5-13 38.5%											Rebounds					
FT % 1st Half: 0-0 0.0%			2nd half: 6-6 100.0%	Game: 5-6 100.0%											0					

NCAA TOURNAMENT BOX SCORES

'08 Iowa State

Georgia Tech

March 22, 2008 | Wells Fargo Arena (Des Moines, IA)

58
55

Official Basketball Box Score -- Game Totals -- Final Statistics

Georgia Tech vs Iowa State

03-22-08 11 a.m. at Wells Fargo Arena - Des Moines, Iowa

Georgia Tech 55 • 22-10, 7-7 ACC

#	Player	Total		3-Ptr		FT-FTA		Rebounds			PF	TP	A	TO	Blk	Stl	Min
		FG-FGA	FG-FGA	FG-FGA	FG-FGA	FT-FTA	FT-FTA	Off	Def	Tot							
1	Williams, Jacqua	* 7-17	2-9	2-4	3 5 8	3 18	3 0 1 3	35									
21	Mitchell, Janie	* 4-11	0-0	0-0	3 4 7	0 8	3 1 0 0	40									
43	Nnamaka, Chioma	* 1-5	0-2	0-0	1 1 2	2 2	0 1 0 1	29									
45	Mitchell, Daphne	* 0-1	0-0	0-0	0 0 0	0 0	0 0 0 0	9									
5	Ingram, Jill	* 8-12	5-9	0-0	1 2 3	2 21	2 4 0 6	35									
22	Montgomery, Alex	* 0-9	0-8	0-0	1 2 3	2 2	1 2 0 2	22									
33	Blackmon, Tiffany	* 0-0	0-0	0-0	0 0 0	1 0	0 0 0 0	1									
34	Hemingway, Iasia	* 0-4	0-0	2-2	1 0 1	3 2	0 0 0 0	10									
35	Ardossi, Brigitte	* 2-4	0-0	0-0	3 3 6	3 4	0 0 0 0	19									
	Team				0 2 2												
Totals		22-63	7-28	4-6	13 19 32	16 55	9 8 1 12	200									

FG % 1st Half:	10-37	27.0%	2nd half:	12-26	46.2%	Game:	22-63	34.9%	Deadball Rebounds	1
3FG % 1st Half:	1-5	6.7%	2nd half:	6-13	46.2%	Game:	7-28	25.0%		
FT % 1st Half:	3-4	75.0%	2nd half:	1-2	50.0%	Game:	4-6	66.7%		

Iowa State 58 • 21-12, 7-9 Big12

#	Player	Total		3-Ptr		FT-FTA		Rebounds			PF	TP	A	TO	Blk	Stl	Min
		FG-FGA	FG-FGA	FG-FGA	FG-FGA	FT-FTA	FT-FTA	Off	Def	Tot							
11	Bolte, Kelsey	* 7-13	5-8	0-0	2 5 7	1 19	2 2 0 1	39									
21	Ezell, Heather	* 1-7	1-5	2-2	0 4 4	1 5	5 3 0 1	37									
32	Nisleit, Amanda	* 4-6	2-4	1-1	4 8 12	3 11	2 2 1 0	37									
4	Lacey, Alison	* 2-9	1-6	4-4	0 3 3	2 9	4 5 0 0	34									
44	Anderson, Jocelyn	* 6-9	0-0	0-1	1 5 6	1 12	2 3 5 0	35									
23	Stuckey, Denae	* 1-2	0-0	0-0	0 2 2	1 2	0 2 0 0	14									
13	Florzak, Anna	* 0-1	0-1	0-0	0 0 0	0 0	0 0 0 0	2									
22	Lighbourne, Genesis	* 0-0	0-0	0-0	0 0 0	0 0	0 1 0 0	2									
	Team				1 1 2												
Totals		21-47	9-24	7-8	8 29 37	9 58	15 18 6 2	200									

FG % 1st Half:	8-21	38.1%	2nd half:	13-26	50.0%	Game:	21-47	44.7%	Deadball Rebounds	0
3FG % 1st Half:	2-11	18.2%	2nd half:	7-13	53.8%	Game:	9-24	37.5%		
FT % 1st Half:	2-3	66.7%	2nd half:	5-5	100.0%	Game:	7-8	87.5%		

Officials: Dee Kantner, Diana DePaul, Tommy Salerno, Lawson Newton SB

Technical fouls: Georgia Tech-None. Iowa State-None.

Attendance: 9359

NCAA 1st Round (Greensboro Region)

Fouled out: none

Score by periods	1st	2nd	Total
Georgia Tech	24	31	55
Iowa State	20	38	58

Last FG - GT 2nd-00:37, ISU 2nd-00:46.

Score tied - 5 times.

'09 Georgia Tech

Iowa

March 22, 2009 | Carver-Hawkeye Arena (Iowa City, IA)

76
62

Official Basketball Box Score -- Game Totals -- Final Statistics

Georgia Tech vs Iowa

03/22/09 8:45 p.m. at Carver-Hawkeye Arena - Iowa City, IA

Georgia Tech 76 • 22-9

#	Player	Total		3-Ptr		FT-FTA		Rebounds			PF	TP	A	TO	Blk	Stl	Min
		FG-FGA	FG-FGA	FG-FGA	FG-FGA	FT-FTA	FT-FTA	Off	Def	Tot							
34	Hemingway, Iasia	f 6-12	0-1	4-7	2 6 8	4 16	3 3 0 2	34									
35	Ardossi, Brigitte	f 3-6	0-0	5-6	2 7 9	3 11	2 1 0 1	35									
45	Goodlett, Sasha	c 8-15	0-0	0-0	6 7 13	1 16	0 2 0 1	34									
01	Williams, Jacqua	g 8-17	2-5	5-6	1 1 2	3 23	3 1 0 2	38									
23	Foster, Deja	g 3-9	0-0	0-2	2 0 2	5 6	0 2 0 2	26									
02	Bennett, Mo	2-8	0-1	0-0	6 1 7	1 4	1 0 0 2	27									
05	Walthour, Metra	0-0	0-0	0-0	0 0 0	0 0	0 0 0 0	0+									
14	Adams, LaQuanisha	0-0	0-0	0-0	0 0 0	2 0	0 0 0 0	2									
32	Regins, Chelsea	0-0	0-0	0-0	0 0 0	2 0	0 0 0 0	4									
	Team				0 2 2												
Totals		30-67	2-7	14-21	19 24 43	21 76	9 9 0 10	200									

FG % 1st Half:	17-37	45.9%	2nd half:	13-30	43.3%	Game:	30-67	44.8%	Deadball Rebounds	2
3FG % 1st Half:	1-3	33.3%	2nd half:	1-4	25.0%	Game:	2-7	28.6%		
FT % 1st Half:	1-4	25.0%	2nd half:	13-17	76.5%	Game:	14-21	66.7%		

Iowa 62 • 21-11

#	Player	Total		3-Ptr		FT-FTA		Rebounds			PF	TP	A	TO	Blk	Stl	Min
		FG-FGA	FG-FGA	FG-FGA	FG-FGA	FT-FTA	FT-FTA	Off	Def	Tot							
21	Alexander, Kachine	f 3-9	0-0	11-14	3 7 10	4 17	3 4 0 3	34									
32	Ausdemore, Wendy	f 5-8	2-4	0-0	1 2 3	4 12	3 4 0 0	37									
44	Skouby, Megan	c 2-6	0-0	0-0	1 0 1	2 4	0 1 0 1	21									
02	Wahlin, Kamille	g 4-9	2-4	4-4	0 5 5	2 14	4 2 0 1	39									
11	Smith, Kristi	g 3-10	2-7	0-0	0 4 4	2 8	3 3 0 0	40									
31	Draxten, Hannah	0-0	0-0	0-0	1 0 1	0 0	0 1 0 0	5									
45	Hamlin, JoAnn	3-5	0-0	1-3	1 3 4	1 7	1 2 0 0	23									
50	Nyenhuis, Lindsey	0-0	0-0	0-0	0 0 0	0 0	0 0 0 0	1									
	Team				0 2 2												
Totals		20-47	6-15	16-21	7 23 30	15 62	14 17 1 4	200									

FG % 1st Half:	11-28	39.3%	2nd half:	9-19	47.4%	Game:	20-47	42.6%	Deadball Rebounds	1
3FG % 1st Half:	4-7	57.1%	2nd half:	2-8	25.0%	Game:	6-15	40.0%		
FT % 1st Half:	5-7	71.4%	2nd half:	11-14	78.6%	Game:	16-21	76.2%		

Officials: June Courteau, Jesse Dickerson, Greg Small

Technical fouls: Georgia Tech-None. Iowa-None.

Attendance: 5615

NCAA First Round Game

Fouled Out: #23 GT 1:57 2nd

Score by periods	1st	2nd	Total
Georgia Tech	36	40	76
Iowa	31	31	62

Last FG - GT 2nd-02:44, IOWA 2nd-01:05.

Largest lead - GT by 20 2nd-02:44, IOWA by 4 1st-14:32.

Score tied - 3 times.

Lead changed - 2 times.

'09 Oklahoma

Georgia Tech

March 24, 2009 | Carver-Hawkeye Arena (Iowa City, IA)

69
50

Official Basketball Box Score -- Game Totals -- Final Statistics

Georgia Tech vs #4/4 Oklahoma

03/24/09 8:30 p.m. at Carver-Hawkeye Arena - Iowa City, IA

Georgia Tech 50 • 22-9

#	Player	Total		3-Ptr		FT-FTA		Rebounds			PF	TP	A	TO	Blk	Stl	Min
		FG-FGA	FG-FGA	FG-FGA	FG-FGA	FT-FTA	FT-FTA	Off	Def	Tot							
34	Hemingway, Iasia	f 4-12	0-5	2-2	4 2 6	2 10	2 5 1 2	33									
35	Ardossi, Brigitte	f 5-13	0-0	1-2	3 3 6	3 11	1 1 0 0	38									
45	Goodlett, Sasha	c 0-6	0-0	8-10	4 3 7	2 8	0 4 1 0	32									
01	Williams, Jacqua	g 0-9	0-4	1-2	0 1 1	4 1	4 2 0 0	18									
23	Foster, Deja	g 6-15	0-0	3-4	1 2 3	3 15	2 1 0 1	34									
02	Bennett, Mo	2-6	1-4	0-0	1 1 2	0 5	3 1 0 0	15									
05	Walthour, Metra	0-0	0-0	0-0	0 0 0	3 0	0 0 0 0	1									
12	Turner, Tabitha	0-0	0-0	0-0	0 0 0	0 0	0 0 0 0	1									
32	Regins, Chelsea	0-2	0-0	0-0	1 5 6	1 0	1 0 0 0	10									
	Team				4 1 5												
Totals		17-63	1-13	15-20	18 18 36	18 50	13 15 2 4	200									

FG % 1st Half:	12-34	35.3%	2nd half:	5-29	17.2%	Game:	17-63	27.0%	Deadball Rebounds	1
3FG % 1st Half:	1-8	12.5%	2nd half:	0-5	0.0%	Game:	1-13	7.7%		
FT % 1st Half:	4-6	66.7%	2nd half:	11-14	78.6%	Game:	15-20	75.0%		

#4/4 Oklahoma 69 • 29-4

#	Player	Total	
---	--------	-------	--

NCAA TOURNAMENT BOX SCORES

'11 Georgia Tech

Bowling Green

March 19, 2011 | St. Johns Arena (Columbus, Ohio)

69
58

Official Basketball Box Score -- Game Totals -- Final Statistics
Bowling Green vs Georgia Tech
3/19/11 11:20 AM ET at St. John Arena, Columbus, Ohio

Bowling Green 58 • 28-5

#	Player		Total		3-Ptr		Rebounds			PF	TP	A	TO	Bk	Stl	Min
			FG	FGA	FG	FTA	Off	Def	Tot							
04	HENNEGAN, Maggie	f	1-5	0-0	0-0	0	0	0	3	2	0	3	2	1	23	
24	UHL, Jen	f	2-2	0-0	0-0	1	2	3	2	4	0	3	0	0	26	
02	PROCHASKA, Lauren	g	5-16	0-1	9-9	2	3	5	4	19	1	3	0	0	38	
06	PONTIUS, Tracy	g	4-8	1-3	0-2	0	1	1	2	9	1	6	0	1	37	
21	STEFFEN, Chrissy	g	5-6	1-2	5-5	1	4	5	1	16	2	3	1	0	37	
11	HALFHILL, Jillian	g	0-0	0-0	0-0	0	0	0	0	0	0	0	0	0	0+	
14	SLAGLE, Jessica	g	1-1	0-0	0-0	0	1	1	1	2	0	1	0	0	8	
15	ALBERT, Chelsea	g	0-0	0-0	0-0	0	1	1	0	0	0	1	0	1	4	
20	PAPENFUSS, Allison	g	0-1	0-0	2-2	1	2	3	1	2	0	3	0	1	8	
42	HAVEL, Danielle	g	2-4	0-0	0-0	2	1	3	1	4	0	1	0	1	14	
44	ZUERCHER, Kelly	g	0-0	0-0	0-0	0	0	0	1	0	1	0	0	0	5	
Team						2	3	5								
Totals			20-43	2-6	16-18	9	18	27	16	58	5	25	3	5	200	
FG % 1st Half:			11-22	50.0%	2nd half:	9-21	42.9%	Game:	20-43	46.5%	Deadball					
3FG % 1st Half:			0-2	0.0%	2nd half:	2-4	50.0%	Game:	2-6	33.3%	Rebounds					
FT % 1st Half:			10-10	100.0%	2nd half:	6-8	75.0%	Game:	16-18	88.9%	0					

Georgia Tech 69 • 24-10

#	Player		Total	3-Ptr	Rebounds										
			FG-FGA	FG-FGA	FT-FTA	Off	Def	Total	PF	TP	A	TO	Bk	Stl	Min
32	Regins,Chelsea	f	2-4	0-0	1-1	2	2	4	4	5	1	1	1	0	26
45	Goodlett,Sasha	c	8-15	0-0	3-3	3	0	3	4	19	2	4	2	2	28
05	Walthour,Metra	g	3-9	0-5	3-4	0	2	2	1	9	3	2	0	2	39
22	Montgomery,Alex	g	5-13	2-4	2-4	3	8	11	2	14	2	2	0	3	38
23	Foster,Deja	g	1-2	0-0	0-0	1	1	2	4	2	1	4	0	1	20
01	Maye,Dawnn		0-0	0-0	0-0	0	0	0	0	0	0	0	0	0	0+
02	Bennett,Mo		2-2	0-0	2-3	1	1	2	1	6	0	1	0	0	5
03	Taylor,Sharena		0-0	0-0	0-0	0	0	0	0	0	0	0	0	0	0+
10	Hamilton-Carter,D		0-0	0-0	0-0	0	0	0	0	0	0	0	0	0	4
14	Adams,LaQuanishia		1-1	0-0	0-0	1	2	1	2	0	0	0	0	0	6
15	Marshall,Tyanna		5-12	0-0	2-3	4	0	4	1	12	2	2	0	5	34
44	Blain,Jasmine		0-0	0-0	0-0	0	0	0	0	0	0	0	0	0	0+
Team						1	1	2							
Totals			27-58	2-9	13-18	16	16	32	18	69	11	16	3	13	200
FG % 1st Half:		15-31	48.4%	2nd half:	12-27	44.4%	Game:		27-58	46.6%	Deadball				
3FG % 1st Half:		0-5	0.0%	2nd half:	2-4	50.0%	Game:		2-9	22.2%	Rebounds				
FT % 1st Half:		3-4	75.0%	2nd half:	10-14	71.4%	Game:		13-18	72.2%	2				

Officials: Mark Zentz, Michael McConnell, Angela Erlund
Technical fouls: Bowling Green-None, Georgia Tech-None.
Attendance: 3881

Score by periods	1st	2nd	Total
Bowling Green	32	26	58
Georgia Tech	33	36	69

Last FG - BGSU 2nd-01:26, GT 2nd-02:54.
Largest lead - BGSU by 4 1st-17:19, GT by 15 2nd-07:44.

Points	In	Off	2nd	Fast	Bench
BGSU	32	11	6	0	8
GT	44	22	16	4	20

Score tied - 8 times.
Lead changed - 5 times.

'12 Georgia Tech

Sacred Heart

March 18, 2012 | Carmichael Arena (Chapel Hill, N.C.)

76
50

Official Basketball Box Score -- Game Totals -- Final Statistics
Sacred Heart vs Georgia Tech
03/18/12 2:50 PM at Carmichael Arena, Chapel Hill

Sacred Heart 50 • 27-6

#	Player		Total		3-Ptr		Rebounds			PF	TP	A	TO	Bk	Stl	Min
			FG	FGA	FG	FTA	Off	Def	Tot							
20	Taylor, Callan	f	4-7	0-1	2-6	1	3	4	2	10	2	3	0	1	31	
42	Bland, Enjoli	f	0-0	0-0	0-0	1	0	1	4	0	0	1	0	0	22	
01	Norman, Ericka	g	3-10	2-4	0-0	0	4	4	4	8	7	6	0	3	31	
30	Washington, Gabriell	g	5-11	1-2	2-4	2	2	4	2	13	3	3	0	2	32	
32	Campbell, Alexis	g	2-8	0-5	0-0	1	0	1	1	4	1	0	0	1	23	
03	Evans, Kiley	g	1-1	0-0	0-0	1	0	1	0	2	0	0	0	0	4	
05	Shepard, Katie	g	1-2	1-2	0-0	0	0	0	1	3	1	2	0	1	12	
12	Koniszewski, Blair	g	2-7	1-4	0-0	0	0	0	1	5	0	0	0	0	18	
15	Merriman, Morgan	g	2-5	0-0	1-1	1	4	5	3	5	1	3	0	1	24	
21	Iovino, Kris	g	0-0	0-0	0-0	0	0	0	0	0	1	0	1	1	3	
Team						2	3	5								
Totals			20-51	5-18	5-11	9	16	25	18	50	15	20	0	10	200	
FG % 1st Half:			8-24	33.3%	2nd half:	12-27	44.4%	Game:		20-51	39.2%	Deadball				
3FG % 1st Half:			2-9	22.2%	2nd half:	3-9	33.3%	Game:		5-18	27.8%	Rebounds				
FT % 1st Half:			3-6	50.0%	2nd half:	2-5	40.0%	Game:		5-11	45.5%	7				

Georgia Tech 76 • 25-8

#	Player		Total		3-Ptr		Rebounds			PF	TP	A	TO	Bk	Stl	Min
			FG	FGA	FG	FTA	Off	Def	Tot							
41	Gortnar, Tjasa	f	0-1	0-0	3-4	1	2	3	2	3	0	1	1	1	1	18
45	Goodlett, Sasha	c	4-8	0-0	4-6	7	4	11	1	12	0	2	0	0	0	22
01	Maye, Dawnn	g	2-6	0-1	4-4	0	1	1	3	8	4	4	0	4	0	20
05	Walthour, Metra	g	3-7	2-3	0-0	0	1	1	0	8	1	2	0	0	0	24
15	Marshall, Tyanna	g	1-7	0-0	0-0	0	0	0	1	2	2	0	1	1	1	21
02	Bennett, Mo	g	4-5	0-0	3-4	0	3	3	1	11	2	5	0	2	0	20
03	Taylor, Sharena	g	1-1	0-0	0-0	0	0	0	0	2	0	0	0	0	0	4
04	Hartwell, Sarah	g	0-0	0-0	0-0	0	0	0	0	0	0	2	0	0	0	2
10	Hamilton-Carter, D.	g	0-0	0-0	0-0	1	0	1	3	0	1	1	0	2	0	9
12	Fogdemark, Frida	g	0-1	0-0	0-0	0	0	0	0	0	0	1	1	0	7	7
14	Adams, LaQuanishia	g	0-0	0-0	0-0	0	1	1	0	0	0	0	0	0	0	11
23	Wallace, Sydney	g	11-13	6-8	0-0	0	1	1	1	28	1	1	0	2	0	22
32	Regins, Chelsea	g	1-2	0-0	0-1	1	4	5	1	2	2	0	0	0	0	20
Team						1	3	4								
Totals				27-51		8-12	14-19	11	20	31	76	13	19	3	12	200
FG % 1st Half: 13-26			50.0%	2nd half: 14-25		56.0%	Game: 27-51		52.9%	Deadball						
3FG % 1st Half: 4-5			80.0%	2nd half: 4-7		57.1%	Game: 8-12		66.7%	Rebounds						
FT % 1st Half: 6-10			60.0%	2nd half: 8-9		88.9%	Game: 14-19		73.7%	2.1						

Officials: Joe Cunningham, Tom Danaher, Marlin Ramsey
Technical fouls: Sacred Heart-None, Georgia Tech-None.
Attendance: 1139
First Round NCAA Championship

Score by periods	1st	2nd	Total
Sacred Heart	21	29	50
Georgia Tech	36	40	76

Last FG - SHU 2nd-00:42, GT 2nd-00:52.
Largest lead - SHU by 2 1st-14:25, GT by 30 2nd-05:42.

Score tied - 2 times.
Lead changed - 6 times.

'11 Ohio State

Georgia Tech

March 21, 2011 | St. Johns Arena (Columbus, Ohio)

67
60

Official Basketball Box Score -- Game Totals -- Final Statistics
Georgia Tech vs #18/24 Ohio State
3/21/11 7:20 PM ET at St. John Arena, Columbus, Ohio

Georgia Tech 60 • 24-11

#	Player		Total		3-Ptr		Rebounds			PF	TP	A	TO	Bk	Stl	Min
			FG	FGA	FG	FTA	Off	Def	Total							
32	Regins,Chelsea	f	4-8	0-0	0-0	7	1	8	2	8	1	2	0	2	34	
45	Goodlett,Sasha	c	6-12	0-0	0-0	3	3	6	3	12	1	4	0	1	34	
05	Walthour,Metra	g	6-16	1-5	2-2	1	1	2	5	15	3	2	0	4	40-	
22	Montgomery,Alex	g	3-15	1-11	0-0	0	9	9	2	7	2	1	1	1	37	
23	Foster,Deja	g	2-4	0-0	0-0	1	2	3	4	2	1	0	2	25		
01	Maye,Dawnn		0-1	0-0	0-0	0	0	0	0	0	0	0	0	0	0+	
02	Bennett,Mo		1-2	0-0	0-0	0	0	0	1	2	0	1	0	0	2	
14	Adams,LaQuananiah		0-1	0-0	0-0	0	0	0	0	0	0	0	0	0	6	
15	Marshall,Tyaunna		6-13	0-1	0-0	2	0	2	4	12	1	1	0	2	22	
Team						4	0	4			1					
Totals				28-72	2-17	2-2	18	16	34	20	60	10	13	1	14	200
FG % 1st Half: 14-32			43.8%	2nd half: 14-40	35.0%	Game: 28-72	38.9%	Rebounds								
3pt % 1st Half: 0-5			0.0%	2nd half: 2-12	16.7%	Game: 2-11	18.2%									
FT % 1st Half: 2-2			100.0%	2nd half: 0-0	0.0%	Game: 2-2	100.0%									

NCAA TOURNAMENT BOX SCORES

'12 Baylor Georgia Tech March 24, 2012 Wells Fargo Arena (Des Moines, IA)	'14 LSU Georgia Tech March 23, 2014 Maravich Center (Baton Rouge, La.)
---	--

Official Basketball Box Score -- Game Totals -- Final Statistics

Sacred Heart vs Georgia Tech

03/18/12 2:50 PM at Carmichael Arena, Chapel Hill

Sacred Heart 50 • 27-6

#	Player	Total		3-Ptr		Rebounds			PF	TP	A TO Blk Stl				Min
		FG-FGA	FG-FGA	FT-FTA	Off Def Tot	PF	TP	A TO Blk Stl							
20	Taylor, Callan	f	4-7	0-1	2-6	1	3	4	2	10	2	3	0	1	31
42	Bland, Enjoli	f	0-0	0-0	0-0	1	0	1	4	0	0	1	0	0	22
01	Norman, Ericka	g	3-10	2-4	0-0	0	4	4	4	8	7	6	0	3	31
30	Washington, Gabriell	g	5-11	1-2	2-4	2	2	4	2	13	3	3	0	2	32
32	Campbell, Alexis	g	2-8	0-5	0-0	1	0	1	1	4	1	0	0	1	23
03	Evans, Kiley		1-1	0-0	0-0	1	0	1	0	2	0	0	0	0	4
05	Shepard, Katie		1-2	1-2	0-0	0	0	0	1	3	1	2	0	1	12
12	Koniszewski, Blair		2-7	1-4	0-0	0	0	0	1	5	0	0	0	0	18
15	Merriman, Morgan		2-5	0-0	1-1	1	4	5	3	5	1	3	0	1	24
21	Iovino, Kris		0-0	0-0	0-0	0	0	0	0	0	1	0	1	1	3
	Team					2	3	5			1				
	Totals		20-51	5-18	5-11	9	16	25	18	50	15	20	0	10	200
	FG % 1st Half:	8-24	33.3%	2nd half:	12-27	44.4%	Game:	20-51	39.2%						Deadball
	3FG % 1st Half:	2-9	22.2%	2nd half:	3-9	33.3%	Game:	5-18	27.8%						Rebounds
	FT % 1st Half:	3-6	50.0%	2nd half:	2-5	40.0%	Game:	5-11	45.5%						7

Georgia Tech 76 • 25-8

#	Player	Total		3-Ptr		Rebounds			PF	TP	A TO Blk Stl				Min
		FG-FGA	FG-FGA	FT-FTA	Off Def Tot	PF	TP	A TO Blk Stl							
41	Gortnar, Tjasa	f	0-1	0-0	3-4	1	2	3	2	3	0	1	1	1	18
45	Goodlett, Sasha	c	4-8	0-0	4-6	7	4	11	1	12	0	2	0	0	22
01	Maye, Dawnn	g	2-6	0-1	4-4	0	1	1	3	8	4	4	0	4	20
05	Walthour, Metra	g	3-7	2-3	0-0	0	1	1	0	8	1	2	0	0	24
15	Marshall, Tyanna	g	1-7	0-0	0-0	0	0	0	1	2	2	0	1	1	21
02	Bennett, Mo		4-5	0-0	3-4	0	3	3	1	11	2	5	0	2	20
03	Taylor, Sharena		1-1	0-0	0-0	0	0	0	0	2	0	0	0	0	4
04	Hartwell, Sarah		0-0	0-0	0-0	0	0	0	0	0	2	0	0	0	2
10	Hamilton-Carter, D.		0-0	0-0	0-0	1	0	1	3	0	1	1	0	2	9
12	Fogdemark, Frida		0-1	0-0	0-0	0	0	0	0	0	0	1	1	0	7
14	Adams, LaQuanisha		0-0	0-0	0-0	0	1	1	0	0	0	0	0	0	11
23	Wallace, Sydney		11-13	6-8	0-0	0	1	1	1	28	1	1	0	2	22
32	Regins, Chelsea		1-2	0-0	0-1	1	4	5	1	2	2	0	0	0	20
	Team					1	3	4							
	Totals		27-51	8-12	14-19	11	20	31	13	76	13	19	3	12	200
	FG % 1st Half:	13-26	50.0%	2nd half:	14-25	56.0%	Game:	27-51	52.9%						Deadball
	3FG % 1st Half:	4-5	80.0%	2nd half:	4-7	57.1%	Game:	8-12	66.7%						Rebounds
	FT % 1st Half:	6-10	60.0%	2nd half:	8-9	88.9%	Game:	14-19	73.7%						2.1

Officials: Joe Cunningham, Tom Danaher, Marlin Ramsey

Technical fouls: Sacred Heart-None. Georgia Tech-None.

Attendance: 1139

First Round NCAA Championship

Score by periods	1st	2nd	Total
Sacred Heart	21	29	50
Georgia Tech	36	40	76

Last FG - SHU 2nd-00:42, GT 2nd-00:52.

Largest lead - SHU by 2 1st-14:25, GT by 30 2nd-05:42.

Points	In	Off	2nd	Fast	Bench
SHU	18	11	0	4	15
GT	24	31	8	8	43

Score tied - 2 times.

Lead changed - 6 times.

Official Basketball Box Score -- Game Totals -- Final Statistics

Georgia Tech vs LSU

03/23/14 11:30 am at Baton Rouge, La. (Maravich Center)

Georgia Tech 78 • 20-12

#	Player	Total		3-Ptr		Rebounds			PF	TP	A TO Blk Stl				Min
		FG-FGA	FG-FGA	FT-FTA	Off Def Tot	PF	TP	A TO Blk Stl							
54	Roddreka Rogers	f	2-6	0-0	0-0	3	1	4	0	4	2	0	0	0	15
24	Shayla Bivins	c	0-0	0-0	0-0	1	0	1	2	0	0	0	1	0	6
03	Kaela Davis	g	4-14	2-7	6-6	0	1	1	3	16	1	3	1	0	39
15	Tyanna Marshall	g	9-19	0-1	2-3	3	4	7	2	20	3	3	1	4	33
23	Sydney Wallace	g	9-22	2-13	0-0	0	2	2	1	20	1	1	0	1	36
01	Dawnn Maye		1-2	0-0	0-0	0	2	2	5	2	0	2	0	5	20
02	Aaliyah Whiteside		2-6	0-1	1-2	1	2	3	3	5	1	1	0	2	22
10	Katarina Vuckovic		0-1	0-0	0-0	0	0	0	0	0	0	0	0	0	2
11	Nariah Taylor		3-5	0-0	5-6	0	5	5	4	11	1	2	2	0	22
12	Frida Fogdemark		0-0	0-0	0-0	1	0	1	0	0	0	0	0	0	1
40	Gabrielle Holston		0-1	0-0	0-0	1	0	1	3	0	1	2	0	2	4
	Team					2	1	3			1				
	Totals		30-76	4-22	14-17	12	18	30	23	78	10	15	5	14	200
	FG % 1st Half:	17-33	51.5%	2nd half:	13-43	30.2%	Game:	30-76	39.5%						Deadball
	3FG % 1st Half:	3-8	37.5%	2nd half:	1-14	7.1%	Game:	4-22	18.2%						Rebounds
	FT % 1st Half:	7-7	100.0%	2nd half:	7-10	70.0%	Game:	14-17	82.4%						1

LSU 98 • 20-12

#	Player	Total		3-Ptr		Rebounds			PF	TP	A TO Blk Stl				Min
		FG-FGA	FG-FGA	FT-FTA	Off Def Tot	PF	TP	A TO Blk Stl							
32	BALLARD, Danielle	f	7-17	0-1	10-12	7	10	17	3	24	4	7	0	2	35
55	PLAISANCE, Theresa	f	8-17	0-1	5-6	3	8	11	3	21	0	1	0	1	34
21	MCKINNEY, Shanece	c	5-5	0-0	4-6	4	2	6	1	14	0	2	6	1	32
05	KENNEY, Jeanne	g	5-13	1-5	0-0	0	7	7	2	11	6	4	0	0	31
11	MONCRIEF, Raigyne	g	3-5	0-0	0-0	1	2	3	2	6	1	1	0	0	8
04	PEDERSEN, Anne		0-0	0-0	0-0	1	0	1	1	0	0	0	0	0	9
10	RHODES, Jasmine		0-0	0-0	0-0	0	1	1	0	0	0	0	0	0	2
13	HILL, Rina		1-3	0-0	1-2	0	0	0	1	3	1	2	0	0	10
24	HARDEN, DaShawn		5-8	3-3	4-4	2	2	4	3	17	1	5	0	1	28
42	BOYKIN, Sheila		1-2	0-0	0-0	0	0	0	2	2	1	1	1	1	11
	Team					3	4	7							
	Totals		35-70	4-10	24-30	21	36	57	18	98	14	23	7	6	200
	FG % 1st Half:	18-41	43.9%	2nd half:	17-29	58.6%	Game:	35-70	50.0%						Deadball
	3FG % 1st Half:	3-6	50.0%	2nd half:	1-4	25.0%	Game:	4-10	40.0%						Rebounds
	FT % 1st Half:	12-14	85.7%	2nd half:	12-16	75.0%	Game:	24-30	80.0%						2

Officials: R. Jack Jones; U1: Maj Foresberg; U2: Pualani Spurlock

Technical fouls: Georgia Tech-None. LSU-None.

Attendance:

2014 NCAA Tournament First Round

Score by periods	1st	2nd	Total
Georgia Tech	44	34	78
LSU	51	47	98

Last FG - GT 2nd-02:59, LSU 2nd-00:16.

Largest lead - GT None, LSU by 20 2nd-07:40.

Points	In	Off	2nd	Fast	Bench
GT	32	25	9	4	18
LSU	44	11	23	4	22

Score tied - 0 times.

Lead changed - 0 times.

2015-16 SCHEDULE

Nov. 2	WEST GEORGIA (EXH)	7 p.m.
Nov. 13	LOYOLA CHICAGO	5:30 p.m.
Nov. 15	ST. FRANCIS BROOKLYN	2 p.m.
Nov. 18	SE LOUISIANA	7 p.m.
Nov. 22	at Georgia	4 p.m.
Nov. 24	ALABAMA STATE	5 p.m.

Cancun Challenge

Nov. 26	Northern Iowa	9 p.m.
Nov. 27	High Point	6:30 p.m.

Big Ten/ACC Challenge

Dec. 2	at Indiana	7 p.m.
Dec. 5	USC UPSTATE	2 p.m.
Dec. 13	SAMFORD	2 p.m.
Dec. 15	PRAIRIE VIEW A&M	6 p.m.
Dec. 18	ALABAMA	7 p.m.
Dec. 20	at IUPUI	2 p.m.
Dec. 30	at Notre Dame*	7 p.m.
Jan. 3	LOUISVILLE*	2 p.m.
Jan. 7	at North Carolina St.*	7:30 p.m.
Jan. 10	at Florida St.*	4 p.m.
Jan. 14	NORTH CAROLINA*	7 p.m.
Jan. 17	VIRGINIA	2 p.m.
Jan. 24	at Clemson*	2 p.m.
Jan. 28	NOTRE DAME*	7 p.m.
Jan. 31	BOSTON COLLEGE*	3 p.m.
Feb. 4	at Virginia Tech*	7 p.m.
Feb. 7	at Syracuse*	2 p.m.
Feb. 11	MIAMI*	7 p.m.
Feb. 14	CLEMSON*	2 p.m.
Feb. 21	at Duke*	2 p.m.
Feb. 25	at Pittsburgh*	7 p.m.
Feb. 28	WAKE FOREST*	2 p.m.

March 2-6 *ACC Tournament*
(Greensboro, N.C.)

* ACC Game
All Times and Dates Subject to Change



IRENE
GARI



ERIN
GARNER




ELO
EDEFERIOKA



MARTINE
FORTUNE




KATARINA
VUCKOVIC



LILLIANN
ANDREWS



ANTONIA
PERESSON




DEJORIA
HOWARD



SIMINA
AVRAM



CHELSEA
GUIMARÃES



IMANI
TILFORD



CIANI
CRYOR