



2018 GEORGIA TECH BASEBALL

31 NCAA Regional Appearances • 3 College World Series Appearances • 9 ACC Championships

Communications: Kevin Davis • Cell: 704-974-9095 • Email: kdavis@athletics.gatech.edu

GEORGIA TECH BY THE NUMBERS

Overall Record	31-25
ACC Record	14-16
at Russ Chandler Stadium	25-10
Road Games	6-14
Neutral Site Games	0-1
Streak	L1
Last 10 Games	6-4


2018 SCHEDULE / RESULTS

DATE	OPPONENT	TV	TIME/RESULT
Feb. 16	MINNESOTA	ACCNE	W, 3-2
Feb. 17	BRADLEY	ACCNE	L, 7-10
Feb. 18	UCONN	ACCNE	L, 7-9 (10)
Feb. 20	at Georgia Southern	ESPN3	W, 7-1
Feb. 23	DARTMOUTH	ACCNE	W, 10-0
Feb. 24	DARTMOUTH [1]	ACCNE	W, 12-9
Feb. 24	DARTMOUTH [2]	ACCNE	W, 11-5
Feb. 27	ARK.-PINE BLUFF	ACCNE	W, 8-0
Mar. 2	UIC	ACCNE	W, 5-0
Mar. 3	UIC	ACCNE	W, 3-2
Mar. 4	UIC	ACCNE	L, 5-12
Mar. 7	at Georgia State		W, 12-6
Mar. 9	at #6 Clemson *	ACCNE	L, 2-3
Mar. 10	at #6 Clemson * [1]	ACCNE	L, 3-7
Mar. 10	at #6 Clemson * [2]	ACCNE	L, 2-13
Mar. 13	at #13 Auburn	SECN+	L, 7-12
Mar. 16	VIRGINIA TECH *	ACCNE	W, 16-9
Mar. 17	VIRGINIA TECH *	ACCNE	L, 8-10
Mar. 18	VIRGINIA TECH *	ACCNE	W, 10-6
Mar. 20	#6 AUBURN	ACCNE	W, 6-4
Mar. 21	MERCER	ACCNE	L, 2-6
Mar. 23	at #6 NC State *	ACCNE	W, 13-4
Mar. 23	at #6 NC State *	ACCNE	L, 2-5
Mar. 25	at #6 NC State *	ACCNE	L, 6-9
Mar. 27	GEORGIA SOUTHERN	ACCNE	W, 3-1
Mar. 30	MIAMI *	ACCNE	W, 6-1
Mar. 31	MIAMI *	ACCNE	W, 13-4
Apr. 1	MIAMI *	ACCNE	W, 4-1
Apr. 3	at #17 Georgia	SECN+	L, 0-4
Apr. 6	#6 FLORIDA STATE *	ACCNE	L, 2-10
Apr. 7	#6 FLORIDA STATE *	ACCNE	W, 2-1
Apr. 8	#6 FLORIDA STATE *	ACCNE	W, 16-3
Apr. 10	at Mercer	ESPN3	W, 16-8
Apr. 11	GEORGIA STATE	ACCNE	L, 2-5
Apr. 13	at Pittsburgh *	ACCNE	W, 7-3
Apr. 14	at Pittsburgh *	ACCNE	L, 3-4 (14)
Apr. 15	at Pittsburgh *	ACCNE	L, 5-6
Apr. 18	KENNESAW STATE	ACCNE	W, 17-7
Apr. 20	at #8 North Carolina *	ACCNE	L, 3-9
Apr. 21	at #8 North Carolina *	ACCNE	L, 8-9 (10)
Apr. 22	at #8 North Carolina *	ACCNE	L, 3-10
Apr. 25	#20 GEORGIA	ACCNE	L, 3-8
Apr. 27	WAKE FOREST *	ACCNE	W, 7-0
Apr. 28	WAKE FOREST *	ACCNE	W, 5-1
Apr. 29	WAKE FOREST *	ACCNE	L, 3-6
May 4	RADFORD	ACCNE	W, 6-5
May 5	RADFORD	ACCNE	W, 11-8 (10)
May 6	RADFORD	ACCNE	W, 4-0
May 8	vs. #15 Georgia (SunTrust Park)		L, 1-3
May 11	at Virginia *	ACCNE	L, 6-8
May 12	at Virginia *	ACCNE	W, 5-1
May 14	at Virginia *	ESPN	L, 4-8
May 15	SE MISSOURI STATE	ACCNE	W, 8-5
May 17	#10 DUKE *	ACCNE	W, 9-6
May 18	#10 DUKE *	ACCNE	W, 20-7
May 19	#10 DUKE *	ACCNE	L, 5-12
May 22	vs. Pittsburgh ^	RSN/ACCNE	11 a.m.
May 25	vs. North Carolina ^	RSN/ACCNE	3 p.m.

All times Eastern Home Games = Gold all caps * ACC games ACCNE = ACC Network Extra SECN+ = SEC Network Plus

GAMES 57 & 58: TECH TO FACE PITT & UNC IN POOL PLAY

May 22 & 25 • Durham Bulls Athletic Park • Durham, N.C.



GAME 57 PITTSBURGH (27-25, 11-19 ACC)



Tuesday • 11 a.m. ET
Video: RSN/ACC Network Extra
Radio: WREK 91.1 FM

Pitt Probable Starting Pitcher

Matt Pidich, RHP, R-Sr.
(5-2, 3.20 ERA)

GT Probable Starting Pitcher

Xzavion Curry, RHP, So..



Record in 2018
8-3, 4.31 ERA

Career Record
14-7, 4.76 ERA

GAME 58 N. CAROLINA (37-17, 22-8 ACC)




Friday • 3 p.m. ET
Video: RSN/ACC Network Extra
Radio: WREK 91.1 FM

UNC Probable Starting Pitcher

TBA

GT Probable Starting Pitcher

Connor Thomas, LHP, So.



Record in 2018
7-3, SV, 2.87 ERA

Career Record
7-4, SV, 3.71 ERA


STARTING LINEUP

1	The Georgia Tech Yellow Jackets are playing in their 39th-straight ACC Baseball Championship this week. The Yellow Jackets have made the ACC postseason tournament every year since joining the conference back in 1980. GT is 78-61 all-time in 38 appearances in the conference championship event.
2	Tech's offense leads the ACC in both hitting (.296) and in total base hits (585). The Jackets also have three of the top-four hitters in the league in Joey Bart (.368 - first), Chase Murray (.355 - second) and Wade Bailey (.345 - tied for third).
3	No. 3 Wade Bailey is looking to close out his four years on The Flats with a career milestone, as the second basemen is chasing down career hit No. 300. He enters the ACC Tournament with 289 career base hits, 11 shy of the career mark. He would be just the fourth Jacket to reach 300 career hits in program history joining Jason Varitek (351), Victor Menocal (327) and Matt Gonzalez (302).
4	The Shake-and-Bake duo of Xzavion Curry and Connor Thomas, Tech's first two weekend starters, have combined to win four ACC Pitcher of the Week awards this season. Curry received his conference weekly award honors on April 2 and April 30, while Thomas matched his fellow teammate with ACC weekly accolades on April 9 and most recently on May 14.
5	This season, the Yellow Jackets have recorded five shutouts. Tech has posted shutout wins over Dartmouth (Feb. 23), Arkansas-Pine Bluff (Feb. 27), UIC (March 2), Wake Forest (April 27) and Radford (May 6). The five shutout victories are the most for GT in a season since the Jackets tallied six in 2014.
6	In their combined six games versus the Pittsburgh Panthers and the North Carolina Tar Heels this season, the Yellow Jackets went 1-5 overall with the lone win coming in the series opener at Pittsburgh (April 13). However, all six games were on the road and included a pair of extra inning losses.
7	Tech is 11-2 this season when its starting pitcher goes 7.0-complete innings or more for the game. The Jackets are also a perfect 5-0 on the year when their starter goes into the eighth or longer.
8	15 of the Yellow Jackets' 25 losses this season have come to a total of eight teams ranked in the top-20 in RPI this season (WarrenNolan.com). Tech went 0-3 versus Georgia (RPI-3), 0-3 at North Carolina (RPI-7), 2-1 versus Florida State (RPI-10), 0-3 at Clemson (RPI-11), 1-1 with Auburn (RPI-12), 1-2 at NC State (RPI-14), 2-1 versus Duke (RPI-17) and 0-1 against UConn (RPI-20).
9	Connor Thomas has gone the full 9.0 innings for three complete-game wins this season - versus Florida State (April 7), against Wake Forest (April 28) and at Virginia (May 12). He is the first Jacket to throw multiple complete games since Buck Farmer recorded two in 2013, while his three 9.0-inning contests are the most since current undergraduate assistant coach Mark Pope tallied five complete games in 2011.
10	Tech is shooting for its 10th ACC Tournament title having won nine in the program's history. The Yellow Jackets won the ACC Tournament in 1985, 1986, 1987, 1988, 2000, 2003, 2005, 2012 and 2014.



2018 ACC BASEBALL CHAMPIONSHIP

MAY 22-27 | DURHAM BULLS ATHLETIC PARK | DURHAM, NC



POOL A

#1 North Carolina
#8 Georgia Tech
#12 Pitt

POOL B

#2 Clemson
#7 Miami
#11 Notre Dame

POOL C

#3 NC State
#6 Florida State
#10 Virginia

POOL D

#4 Duke
#5 Louisville
#9 Wake Forest

TUESDAY
MAY 22
POOL PLAY

WEDNESDAY
MAY 23
POOL PLAY

THURSDAY
MAY 24
POOL PLAY

FRIDAY
MAY 25
POOL PLAY

SATURDAY
MAY 26
SEMIFINALS

SUNDAY
MAY 27
CHAMPIONSHIP

#12 Pitt

GAME 1
11 AM
RSN/ACGN Extra

#8 Georgia Tech

#9 Wake Forest

GAME 4
11 AM
RSN/ACGN Extra

#5 Louisville

#4 Duke

GAME 7
11 AM
RSN/ACGN Extra

#9 Wake Forest

#5 Louisville

Game 10
11 AM
RSN/ACGN Extra

#4 Duke

POOL A WINNER

SEMIFINAL 1
1 PM
RSN/ACGN Extra

POOL D WINNER

#10 Virginia

GAME 2
3 PM
RSN/ACGN Extra

#6 Florida State

#2 Clemson

GAME 5
3 PM
RSN/ACGN Extra

#11 Notre Dame

#3 NC State

GAME 8
3 PM
RSN/ACGN Extra

#10 Virginia

#8 Georgia Tech

Game 11
3 PM
RSN/ACGN Extra

#1 North Carolina

CHAMPIONSHIP
NOON
ESPN2

#11 Notre Dame

GAME 3
7 PM
RSN/ACGN Extra

#7 Miami

#1 North Carolina

GAME 6
7 PM
RSN/ACGN Extra

#12 Pitt

#7 Miami

GAME 9
7 PM
RSN/ACGN Extra

#2 Clemson

#6 Florida State

Game 12
7 PM
RSN/ACGN Extra

#3 NC State

POOL B WINNER

SEMIFINAL 2
5 PM
RSN/ACGN Extra

POOL C WINNER



GEORGIA TECH'S ALL-TIME ACC TOURNAMENT RECORD: 78-61 (.561)

Preliminary Rounds/Pool Play: 69-58 (.543); 38 appearances

Championship Game: 9-3 (.750); 12 appearances

Tournament Titles: 1985, 1986, 1987, 1988, 2000, 2003, 2005, 2012, 2014

GEORGIA TECH YEAR-BY-YEAR AT THE ACC TOURNAMENT

Year	ACC Tournament Record	
1980	0-1	
1981	1-2	
1982	1-2	
1983	0-2	
1984	3-2	Runner-up
1985	5-0	Champions
1986	5-0	Champions
1987	4-1	Champions
1988	4-1	Champions
1989	1-2	
1990	1-2	
1991	3-2	Runner-up
1992	2-2	
1993	1-2	
1994	2-2	
1995	1-2	
1996	2-2	
1997	1-2	
1998	1-2	
1999	1-2	
2000	5-0	Champions
2001	2-2	
2002	2-2	
2003	5-1	Champions
2004	3-2	Runner-up
2005	4-0	Champions
2006	3-2	
2007	1-2	
2008	1-2	
2009	1-2	
2010	1-2	
2011	1-2	
2012	4-0	Champions
2013	1-2	
2014	4-1	Champions
2015	0-1	
2016	1-3	
2017	0-2	
TOTALS	78-61	9-time Champions

JACKETS VERSUS ACC TEAMS AT THE ACC TOURNAMENT

Team	ACC Tournament Record vs.
Boston College	1-1
Clemson	11-16
Duke	8-3
Florida State	9-7
Louisville	0-0
Maryland *	5-2
Miami	4-4
North Carolina	10-4
NC State	13-12
Notre Dame	0-0
Pittsburgh	0-0
Virginia	7-5
Virginia Tech	0-2
Wake Forest	10-5

MOST ACC TOURNAMENT TITLES SINCE 2000



Georgia Tech

5

2000, 2003,
2005, 2012, 2014



Florida State

5

2002, 2004,
2010, 2015, 2017



Clemson
Virginia
North Carolina

2



JACKETS IN THE POLLS

WEEK	BA	CB	USA	NCBWA	D1	PG
Preseason	-	29	rv	rv	-	-
Feb. 19	-	-	N/A	-	-	-
Feb. 26	-	-	N/A	-	-	-
Mar. 5	-	30	-	rv	-	-
Mar. 12	-	-	-	-	-	-
Mar. 19	-	-	-	-	-	-
Mar. 26	-	-	-	-	-	-
Apr. 2	-	-	-	-	-	-
Apr. 9	-	-	rv	-	-	-
Apr. 16	-	-	-	-	-	-
Apr. 23	-	-	-	-	-	-
Apr. 30	-	-	-	-	-	-
May 7	-	-	-	-	-	-
May 14	-	-	-	-	-	-
May 21	-	-	-	-	-	-
May 28	-	-	-	-	-	-
June 4	-	-	-	-	-	-
June 11	-	-	-	-	-	-

BA = Baseball America, CB = Collegiate Baseball, USA = USA Today,
 NCBWA = NCBWA, D1 = D1Baseball.com, PG = Perfect Game
 N/A = poll not out before release of notes
 rv = receiving votes

RPI RANKINGS

WARREN NOLAN

GT RPI	VS. RPI TEAMS			
	1-50	51-100	101-200	200+
46	7-15	8-4	6-5	10-1
* overall strength of schedule - 12				

* as of May 20, 2018

BOYD'S WORLD

GT RPI	RECORD		
	RATING	RECORD	ADJUSTED
47	0.556	31-25	25.3-23.5

* as of May 20, 2018

NCAA

GT RPI	RECORD			
	ROAD	NEUTRAL	HOME	NON D1
50	6-14	0-1	24-9	0-0

* as of May 17, 2018

GEORGIA TECH VERSUS PITTSBURGH



Overall vs. Pitt

7-7

Streak vs. Pitt

L2

ACC Tournament vs. Pitt

0-0

2018 vs. Pitt

1-2

April 13
GT 7, Pitt 3

April 14
Pitt 4, GT 3 (14 inn.)

April 15
Pitt 6, GT 5

Apr 13, 2018 at Pittsburgh, Pa.

Score by Innings	1	2	3	4	5	6	7	8	9	R	H	E
Georgia Tech	0	0	0	1	0	0	2	4	-	7	11	3
Pittsburgh	1	0	1	0	1	0	0	0	0	3	9	1
WP-Andy Archer (3-0) LP-Yaya Chentouf (4-2) T-2:54 A-424												
HR GT - Chase Murray (3), Kyle McCann (10)												
HR UP - Liam Sabino (9), Ron Washington Jr. (2)												

Apr 14, 2018 at Pittsburgh, Pa.

Score by Innings	1	2	3	4	5	6	7	8	9	10	11	12	13	14	R	H	E
Georgia Tech	1	0	0	1	0	0	0	0	1	0	0	0	0	0	3	10	0
Pittsburgh	0	0	0	0	0	1	0	2	0	0	0	0	0	1	4	11	1
WP-RJ Freure (3-1) LP-Jonathan Hughes (0-2) T-4:16 A-611																	
HR GT - Austin Wilhite (4)																	

Apr 15, 2018 at Pittsburgh, Pa.

Score by Innings	1	2	3	4	5	6	7	8	9	R	H	E
Georgia Tech	0	0	0	4	0	0	1	0	0	5	7	0
Pittsburgh	1	1	0	0	2	0	2	0	X	6	9	0
WP-Kevin Henriksen (1-2) Save-Yaya Chentouf(6) LP-Micah Carpenter (0-1) T-2:44 A-307												
HR GT - Austin Wilhite (5)												
HR UP - Frank Maldonado (2)												

COASTAL DIVISION FOES

- Georgia Tech and Pittsburgh have met just 14 times overall, with all 14 meetings coming as ACC foes after Pitt joined the league in 2014.
- The two teams will be meeting for the first-time ever in the ACC Championship this year.

NEW TERRITORY

- For the first time in the two programs' history, Pittsburgh and Georgia Tech will meet on a neutral field at Durham Bulls Athletic Park on Tuesday, May 22.
- Tech is 5-1 at home versus the Panthers at Russ Chandler Stadium in Atlanta, Ga.
- Pitt is 6-2 at home against the Yellow Jackets at Charles L. Cost Field in Pittsburgh, Pa.

GEORGIA TECH VERSUS NORTH CAROLINA



Overall vs. UNC

76-65

Streak vs. UNC

L4

ACC Tournament vs. UNC

10-4

2018 vs. UNC

0-3

April 20
UNC 9, GT 3

April 21
UNC 9, GT 8 (10 inn.)

April 22
UNC 10, GT 3

Apr 20, 2018 at Chapel Hill, N.C.

Score by Innings	1	2	3	4	5	6	7	8	9	R	H	E
Georgia Tech	0	1	1	0	0	1	0	0	0	3	9	0
North Carolina	0	5	0	0	2	0	1	1	X	9	11	1
WP-Caden O'Brien (2-0) LP-Xzavion Curry (6-2) T-3:17 A-2795												
HR GT - Joey Bart												
HR NC - Kyle Datres, Ike Freeman, Cody Roberts												

Apr 21, 2018 at Chapel Hill, N.C.

Score by Innings	1	2	3	4	5	6	7	8	9	10	R	H	E
Georgia Tech	0	0	0	2	3	0	1	0	0	2	8	12	2
North Carolina	1	1	0	0	0	0	0	4	0	3	9	13	1
WP-Josh Hiatt (2-1) LP-Jonathan Hughes (0-3) T-3:28 A-3871													
HR GT - Kyle McCann, Chase Murray													
HR NC - Jackson Hesterlee													

Apr 22, 2018 at Chapel Hill, N.C.

Score by Innings	1	2	3	4	5	6	7	8	9	R	H	E
Georgia Tech	0	0	0	1	0	0	0	2	0	3	7	1
North Carolina	0	2	1	0	0	0	7	0	X	10	14	1
WP-Cooper Criswell (3-2) LP-Tristin English (2-1) T-2:48 A-2794												
HR NC - Michael Busch, Zack Gahagan												

REMEMBER ME

- Georgia Tech and North Carolina will meet for the first time in the ACC Baseball Championship since 2007. The Jackets defeated the Tar Heels 8-4 in the first round of the 2017 championship tournament in Jacksonville, Fla.
- The Jackets are 10-4 all-time versus the Tar Heels in ACC Tournament play, including winning each of the last six meetings in tournament action dating back to 1996.

SEEKING REVENGE

- Georgia Tech will be looking to seek revenge versus the top-seeded Tar Heels, as North Carolina swept the Yellow Jackets in the regular season at Boshamer Stadium on April 20-22.
- North Carolina has won four-straight over the Jackets and eight of the last 12 contests between the two teams.



STAT COMPARISON


GEORGIA TECH

PITTSBURGH

NORTH CAROLINA

Record	31-25 (14-16 ACC)	27-25 (11-19 ACC)	37-17 (22-8ACC)
Batting Average	.296	.239	.283
Slugging Percentage	.459	.363	.418
Runs Per Game	6.7	5.1	6.9
Hits Per Game	10.5	7.8	9.8
Doubles	102	74	85
Triples	10	13	12
Home Runs	67	37	47
RBI's	337	246	344
Stolen Bases/Attempts	37/53	49/65	42/59
ERA	4.94	4.45	3.64
K's Per 9.0	8.8	9.2	9.9
BB's Per 9.0	3.2	3.9	4.1
Opponent Batting Average	.274	.251	.237
Fielding Percentage	.969	.976	.973

GEORGIA TECH SEASON NOTES

BART'S WORLD

- Junior catcher Joey Bart continues to rake in the accolades this season, as he was tabbed the 2018 ACC Player of the Year, the 2018 Defensive Player of the Year and earned a spot on the all-ACC first team, voted on by the ACC coaches.
- Bart has also been named a 2018 Johnny Bench Award semifinalist, a 2018 Dick Howser Trophy semifinalist and a 2018 Golden Spikes Award semifinalist in the last month.

JACKETS' WITH ALL-ACC HONORS

- A total of six different Yellow Jackets earned all-ACC honors, as voted on by the league's head coaches, while junior Joey Bart took home not one, but two individual player of the year awards.

- * Joey Bart, C - ACC Player of the Year, Defensive Player of the Year, All-ACC First Team
- * Wade Bailey, 2B - All-ACC First Team
- * Tristin English, DH/UT - All-ACC First Team
- * Connor Thomas, SP - All-ACC First Team
- * Chase Murray, OF - All-ACC Second Team
- * Kyle McCann, 1B - All-ACC Third Team

TOP-25 FOES

- After not playing a top-25 ranked team for its first 12 games of the season, 20 of Tech's last 44 games have come against nationally ranked top-25 teams.
- The Jackets are 6-14 this season versus nationally ranked competition with wins at home over No. 6 Auburn (March 20), on the road at No. 6 NC State (March 23), back-to-back wins versus No. 6 Florida State (April 7 & 8) and two wins last weekend over No. 10 Duke (May 17 & 18).

ACC PLAY

- Georgia Tech finished at 14-16 in ACC play this season.
- The Jackets were swept by then-No. 6 Clemson on ACC opening weekend on March 9-11, before bouncing back and taking two-of-three games from Virginia Tech at home on March 16-18.
- The White and Gold dropped two-of-three games in the road ACC series at No. 6 NC State in Raleigh, N.C. on March 23 & 25, bounced back to sweep the Miami Hurricanes (March 30-April 1) at home and then take two-of-three games over No. 6 Florida State (April 6-8).
- However, the Jackets suffered a setback in ACC play after that, dropping two games on the road at Pittsburgh (April 13-15) before getting swept at No. 8 North Carolina (April 20-22).
- Tech righted the ship with a 2-1 series win over Wake Forest at home two weekends ago (April 27-29), but put themselves behind the eight-ball with a 2-1 series loss at Virginia on May 11-12, 14.
- GT concluded ACC play with a 2-1 series win over the No. 10 Duke Blue Devils at home from May 17-19.

NON-CONFERENCE PLAY IN 2018

- Georgia Tech went 17-9 overall in non-conference play this year, going 14-6 at home, 3-2 on the road and 0-1 at a neutral site with the loss to the Georgia Bulldogs at SunTrust Park on May 8.
- The Yellow Jackets hit .307 at the plate as a team in non-conference play with 33 home runs, 48 doubles, 176 runs, 160 RBI's and 280 total hits.
- Tech averaged 6.8 runs per game and 10.8 hits this season in non-conference play.
- GT's pitchers posted a 4.25 ERA and totaled 219 strikeouts to just 89 walks in 233.0 innings in non-ACC play.

@GTBaseball

2018 RECORD BREAKDOWN

	ACC	Overall
Overall	14-16	31-25
Home	11-4	25-10
Road	3-12	6-14
Neutral	-	0-1
Day Games	9-10	19-13
Night Games (6 p.m. or later)	5-6	12-12
Yellow Jackets Score First	9-5	21-8
Opponent Scores First	5-11	10-17
Yellow Jackets Score in 1st inning	6-2	15-3
Walk-off Victories	0-2	2-2
As a Ranked Team (All Polls)	-	-
vs. Ranked Team (All Polls)	5-10	6-13
TV/ESPN3/ACC Network Extra Game	13-16	29-25
vs. LHP (starter)	4-6	9-10
vs. RHP (starter)	10-10	22-15
Yellow Jacket Starter 6+ IP	11-4	18-6
Yellow Jacket Starter 7+ IP	7-2	11-2
Yellow Jacket Starter 8+ IP	5-0	5-0
Hitting A Home Run	8-12	19-16
Not Hitting A Home Run	6-4	12-9
Out Hit Opponent	14-2	27-2
Get Out Hit By Opponent	0-14	3-22
Equal Number of Hits	0-0	1-1
February	-	6-2
March	5-6	10-9
April	6-7	8-10
May	3-3	7-4
June	-	-
Monday	0-1	0-1
Tuesday	-	6-3
Wednesday	-	2-3
Thursday	1-0	1-0
Friday	6-5	11-4
Saturday	4-6	7-7
Sunday	3-4	5-6
One-Run Games	1-4	4-4
Two-Run Games	0-2	2-4
Three-Run Games	2-3	5-5
Four+ Run Games	11-7	20-12
Leading After 6	12-3	27-3
Trailing After 6	1-12	2-20
Tied After 6	1-1	2-2
Leading After 7	13-3	29-3
Trailing After 7	1-13	1-22
Tied After 7	0-0	1-0
Leading After 8	13-0	28-0
Trailing After 8	0-15	1-23
Tied After 8	1-1	2-2
Shutouts	1-0	5-1
Extra Innings	0-2	1-3
Score 0-5 Runs	4-12	9-18
Score 6+ Runs	10-4	22-7
Allow 0-5 Runs	10-3	22-6
Allow 6+ Runs	4-13	9-19
Commit 0 Errors	6-6	13-6
Commit 1 Error	4-5	9-8
Commit 2+ Errors	4-5	9-11

JERSEY COMBINATIONS

	ACC	Overall
Gold	5-2	11-4
Gray Stealth	2-3	5-4
White Pinstripes	2-4	5-4
Navy with Tech	2-2	3-3
White with "Jackets"	1-5	3-7
Gray with GT logo	1-4	2-5



QUICK FACTS

GENERAL INFORMATION

School Georgia Institute of Technology (Georgia Tech)
Location Atlanta, Ga. 30332
Enrollment 25,000
Founded 1885
Nickname Yellow Jackets, Ramblin' Wreck
Mascot "Buzz" the Yellow Jacket
Official Colors Old Gold and White
Conference Atlantic Coast Conference (ACC)
President Dr. G.P. "Bud" Peterson
Faculty Athletic Representative Charles L. Isbell, Jr.
Director of Athletics Todd Stansbury
Website www.RamblinWreck.com

BASEBALL STAFF (up to date records)

Head Coach Danny Hall
Alma Mater, Year Miami-Ohio, 1977
Overall Record 1,227-647-1 (.655), 31st year
Record at GT 1,019-530-1 (.658), 25th year
Office Phone (404) 894-5471
Assistant Coach / Recruiting Jason Howell (6th year)
Alma Mater, Year North Carolina, 2002
Assistant Coach Mike Nickeas (4th year)
Alma Mater, Year Georgia Tech, 2015
Volunteer Coach Eric Patterson (1st year)
Alma Mater, Year Georgia Tech, 2016
Undergraduate Assistant Coach Mark Pope
Undergraduate Assistant Coach Zane Evans
Director of Baseball Operations Nick Scherer
Strength and Conditioning Steve Tamborra
Athletic Trainer Paul Wolkoff
Equipment Manager David McDaniel

HISTORICAL INFORMATION (up to date records)

Record Since 1895 2,456-1,576-27 (.608)
Record at Russ Chandler Stadium (1985-present) ... 914-284-1 (.763)
ACC Regular Season Record (1980-present) 524-388-2 (.574)
ACC Regular Season Championships 7
 1987, 1993, 1997, 2000, 2004, 2005, 2011
ACC Tournament Appearances 38
ACC Tournament Record 78-61 (.561)
ACC Tournament Championships 9
 1985, 1986, 1987, 1988, 2000, 2003, 2005, 2012, 2014
NCAA Tournament Appearances 31
 1959, 1971, 1985, 1986, 1987, 1988, 1989, 1990, 1991,
 1992, 1993, 1994, 1995, 1996, 1997, 1998, 2000, 2001,
 2002, 2003, 2004, 2005, 2006, 2008, 2009, 2010, 2011,
 2012, 2013, 2014, 2016
NCAA Tournament Record 71-63 (.530)
NCAA Super Regional Appearances 5
 2000, 2002, 2004, 2005, 2006
College World Series Appearances 3
 1994 (2nd), 2002 (T-5th), 2006 (T-7th)
College World Series Record 4-5 (.444)

STADIUM INFORMATION

Name Russ Chandler Stadium
Year Opened 1985
Year Renovated 2001
Capacity 4,157
Dimensions 329-382-390-350-334
Fence Height 10 feet
Press Box Number (404) 894-3167
Address Fowler Street & Fifth Street, Atlanta, Ga. 30332

2018 TEAM INFORMATION

Lettermen (R/L) 22/11
Starting Position Players (R/L) 7/3
Starting Pitchers (R/L) 4/1
Newcomers 13

2017 YEAR IN REVIEW

Overall Record 27-28
ACC Record 11-19
ACC Finish 5th, Coastal
ACC Tournament 0-2
Final Ranking None

GEORGIA TECH SEASON NOTES

ACC WEEKLY AWARD WINNERS

- Connor Thomas was voted the ACC baseball pitcher of the week for a second time on May 14. He recorded his third complete-game win of the season going the distance in a 5-1 road win at Virginia on May 12, where he allowed only one unearned run on six hits, no walks and seven strikeouts.
- Xzavion Curry earned his second ACC Pitcher of the Week honor on April 30 after pitching a two-hit, complete-game shutout with 12 strikeouts versus Wake Forest on Friday, April 27.
- Austin Wilhite, Thomas and Curry earned ACC baseball weekly award honors back-to-back weeks on April 2 & 9.
- On Monday, April 9, Wilhite was named the ACC Player of the Week, hitting a team-best .533 (8-for-15) with one home run (inside-the-park), a double, five RBIs and three runs scored with an .800 slugging percentage and .562 on-base percentage as Georgia Tech picked up the series win over No. 6 Florida State.
- Also on April 9, Thomas was named the co-pitcher of the week. He went the distance in a complete game-win over No. 6 Florida State on Saturday, April 7. The sophomore left-hander from Omega, Ga., allowed just one run on six hits and one walk, while striking out nine batters. He held the Seminoles to a .194 average and threw a career-high 116 pitches.
- Curry was named the ACC pitcher of the week one week earlier on April 2, as the righty struck out a career-high 12 batters in 8.0 innings, allowing just one run, one walk, and six singles in his fourth quality start of the season.

HOME SWEET HOME

- The Yellow Jackets went 25-10 overall and 11-4 in the ACC at home this season at Russ Chandler Stadium.
- Tech recorded 45 home runs this season at home and outscored its opponents 237-160 overall.
- While Tech's offense hit .323 at home this season, the pitching staff held its foes to a .258 average and struck out 322 batters compared to just 101 walks over 317.0 innings of work at home.

ROAD WOES

- The Yellow Jackets went 6-14 in true road contests this season.
- Tech started its road slate this year at 2-0 with road wins at Georgia Southern (Feb. 20) and Georgia State (March 7).
- Since the 2-0 start, the Jackets dropped 14 of their last 18 road contests, 12 of which came against top 20 nationally ranked teams with three losses at Clemson, two versus Auburn, three at NC State, one at Georgia, three-straight at North Carolina and then two at Virginia.
- Tech's last four road wins came at No. 6 NC State (March 23), at Mercer (April 10), at Pitt (April 13) and at Virginia (May 12).

NEUTRAL SITE TEST

- The Yellow Jackets went just 0-1 this season in neutral site contests, falling to No. 15 Georgia 3-1 on May 8 at SunTrust Park, the home of the Atlanta Braves.

HOME VS. AWAY VS. NEUTRAL SPLITS

	HOME	AWAY	NEUTRAL
Record (ACC)	25-10 (11-4)	6-14 (3-12)	0-1 (0-0)
Batting Average	.323	.255	.161
Slugging Percentage	.498	.402	.226
Runs Per Game	7.4	5.7	1.0
Hits Per Game	11.3	9.2	5.0
Doubles	64	36	2
Triples	8	2	0
Home Runs	45	22	0
RBI	237	99	1
Stolen Bases/Attempts	28/40	9/13	0/0
ERA	4.20	6.36	3.38
K's Per 9.0	9.1	8.2	6.8
BB's Per 9.0	2.9	3.8	2.3
Opponent Batting Average	.258	.304	.267
Fielding Percentage	.972	.963	.970



GEORGIA TECH SEASON NOTES

STORYBOOK SENIOR SEND OFF FOR WADE BAILEY

- Georgia Tech senior and four-year starter Wade Bailey had a senior send-off for the ages on Senior Day last Saturday, May 19, versus the No. 10 Duke Blue Devils.
- With two outs in the bottom of the ninth and his final at-bat in front of the home crowd at Russ Chandler Stadium, Bailey launched an 1-2 pitch deep into left field, over the wall and high off the football practice facility behind the left field fence for a two-run home run.

BIG-INNING AND A BIG WIN

- Georgia Tech's offense exploded for a season-high 20 runs on 19 hits in a 20-7 drubbing of No. 10 Duke on May 18.
- The 20-run outing for the Jackets is the first 20-run game for Tech since a 21-3 home win over Savannah State on May 10, 2016.
- It was the first time this season that the Blue Devils have allowed more than 10 runs in a game, and the first time since Tech defeated Duke 21-5 on April 3, 2010 at Russ Chandler Stadium that the Blue Devils have allowed 20 or more runs in a contest.
- The Jackets did most of the damage with two big innings, a five-run third and a 12-run fifth, with the latter being the first 12-run inning for a Tech team since May 14, 2005 versus Virginia Tech in a 27-2 win.

WALK IT OUT BACK-TO-BACK

- After not recording a walk-off win since May 6 of last year, the Jackets posted back-to-back walk-off wins versus the Radford Highlanders on May 4 & 5.
- Down 5-3 with two outs in the bottom of the ninth, the Yellow Jackets scored three runs, including the game-winning RBI on a ground-rule double off the bat of Austin Wilhite to walk-off with a 6-5 win over the Radford Highlanders on May 4.
- Freshman outfielder Baron Radcliff recorded the biggest hit of his young career as a Yellow Jacket on May 5, as the Norcross, Georgia native hit a three-run home run with two outs in the bottom of the 10th inning to give the White and Gold an 11-8 extra-inning walk-off win over the Radford Highlanders at Russ Chandler Stadium.

MR. APRIL

- Georgia Tech sophomore pitcher Connor Thomas was tabbed the National Pitcher of the Month for the month of April by the National Collegiate Baseball Writers Association (NCBWA).
- Thomas, a native of Omega, Ga., dominated on the mound for the Jackets during April, posting a 1.41 ERA in four starts, with a 2-0 mark. Thomas worked 32 innings, allowing only 22 hits and four walks, striking out 43 while holding opponents to a .195 average. He tossed two complete games in April and fanned 17 in a win over Wake Forest.

NATIONAL RECOGNITION FOR TECH'S CT

- Georgia Tech sophomore pitcher Connor Thomas was one of eight players recognized by *Collegiate Baseball* as a National Player of the Week on Monday, April 30, for games played April 23-29.
- He was then named the *Perfect Game/Rawlings* National Pitcher of the Week on Tuesday, May 1.
- Thomas struck out a career-high 17 batters and allowed one run on four hits and one walk in a 5-1 complete-game win over the Demon Deacons.

1,200 WINS

- Head coach Danny Hall joined the 1,200-win club earlier this season with Tech's 12-9 win over Dartmouth on Feb. 24.
- Coach Hall's 1,227 victories have come in just over 30 years of coaching, as he is in his 31st season as a head coach at the collegiate level. He started his head coaching career at Kent State from 1988-93 (208-117).
- Now in his 25th season as the head coach at GT, Hall has recorded 1,019 wins on The Flats.

NO EXTRA INNING LOVE

- The Yellow Jackets are 1-3 this season in games that have gone extra innings with the lone win an 11-8 win in 10-innings versus Radford on May 5.
- The extra-inning losses were to UConn 9-7 (10), at Pitt 4-3 (14) and at North Carolina 9-8 (10).

AROUND THE PARK WILHITE GOES

- In the Jackets' 16-3 win over Florida State on April 8, Austin Wilhite hit an inside-the-park home run on a day when he posted a career-high five RBIs.
- Wilhite's inside-the-park home run was the first for the Jackets since Coleman Poje raced around the bases for a four-bag home run versus Savannah State on May 10, 2016, just one game after Matt Gonzalez did it versus Miami on May 9.

THREE AND THREE

- Sophomore Kyle McCann blasted not one, not two, but three home runs in the Jackets' 11-5 win over Dartmouth on Saturday afternoon. It is the 12th time in the program's history that the Yellow Jackets' have had a player hit three home runs in a single game and the first time since Kel Johnson hit three home runs in the win at Georgia Southern last season on Feb. 21.
- The Jackets also hit three home runs in the same inning in game one of the twin bill versus Dartmouth, as Tristin English, Austin Wilhite and Chase Murray all hit a home run in the second inning of the 12-9 win.

PURE GULD

- Freshman Michael Guldberg hit a home run in his very first collegiate at bat in Tech's 10-0 win over the Big Green on Friday, Feb. 23.
- He is the first Jacket to hit a home run in his first-ever at bat since Blake Jackson did it in 2015.



2018 ACC STANDINGS

ATLANTIC	ACC Games					All Games				
	W	L	T	PCT.	GB	W	L	T	PCT.	
Clemson	22	8	0	.733	-	43	13	0	.768	
NC State	19	11	0	.633	3.0	40	14	0	.741	
Louisville	18	12	0	.600	4.0	40	16	0	.714	
Florida State	16	13	0	.552	5.5	39	17	0	.696	
Wake Forest	13	17	0	.433	9.0	25	30	0	.455	
Notre Dame	12	18	0	.400	10.0	24	28	0	.462	
Boston College	7	22	0	.241	14.5	17	32	0	.347	

COASTAL	ACC Games					All Games				
	W	L	T	PCT.	GB	W	L	T	PCT.	
North Carolina	22	8	0	.733	-	37	17	0	.685	
Duke	18	11	0	.621	3.5	39	14	0	.736	
Miami	16	13	0	.552	5.5	27	25	0	.519	
Georgia Tech	14	16	0	.467	8.0	31	25	0	.554	
Virginia	12	18	0	.400	10.0	28	24	0	.538	
Pittsburgh	11	19	0	.367	11.0	27	25	0	.519	
Virginia Tech	8	22	0	.267	14.0	21	33	0	.389	

* games through May 19 2018

2018 ACC PRESEASON POLL

OVERALL CHAMPION	VOTES
Florida State	10
North Carolina	3
Wake Forest	1

ATLANTIC DIVISION	POINTS
1. Florida State (13)	95
2. Louisville	78
3. Clemson	70
4. NC State	53
5. Wake Forest (1)	52
6. Boston College	25
7. Notre Dame	19
<i>(first-place votes)</i>	

COASTAL DIVISION	POINTS
1. North Carolina (12)	96
2. Virginia (2)	83
3. Duke	62
4. Miami	60
5. Georgia Tech	46
6. Virginia Tech	27
7. Pitt	18
<i>(first-place votes)</i>	



2018 HONORS

JOEY BART

2018 *Perfect Game*/Rawlings College preseason all-American
 2018 *Baseball America* preseason all-America first team
 2018 NCBWA preseason all-America second team
 2018 D1Baseball preseason all-America second team
 2018 College Sports Madness preseason all-America second team
 2018 *Collegiate Baseball* preseason all-America third team
 2018 Golden Spikes Award preseason watch list
 2018 Johnny Bench Award watch list
 2018 Golden Spikes Award midseason watch list
 2018 Johnny Bench Award semifinalist
 2018 Dick Howser Trophy semifinalist
 2018 Golden Spikes Award semifinalist
 2018 ACC Player of the Year
 2018 ACC Defensive Player of Year
 2018 all-ACC first team

WADE BAILEY

2018 NCBWA preseason all-America second team
 2018 *Collegiate Baseball* preseason all-America third team
 2018 all-ACC first team

XZAVION CURRY

ACC Pitcher of the Week - April 2
 ACC Pitcher of the Week - April 30

JARED DATOC

2018 NCBWA Stopper of the Year preseason watch list

TRISTIN ENGLISH

Perfect Game/Rawlings midseason first-team all-American
 D1Baseball midseason all-American
 2018 all-ACC first team

KEL JOHNSON

2018 Senior CLASS Award candidate

KYLE MCCANN

2018 all-ACC third team

CHASE MURRAY

2018 all-ACC second team

CONNOR THOMAS

ACC Co-Pitcher of the Week - April 9
 Collegiate Baseball National Player of the Week - April 30
Perfect Game/Rawlings College Pitcher of the Week - May 1
 NCBWA National Pitcher of the Month (April)
 ACC Pitcher of the Week - May 14
 2018 all-ACC first team

AUSTIN WILHITE

ACC Player of the Week - April 9

GEORGIA TECH OFFENSIVE NOTES

ACC LEADERS

- Georgia Tech leads the ACC in both hitting (.296) and total hits (585) entering the conference tournament this week.
- Junior catcher Joey Bart leads the ACC in hitting at .368 on the season, ahead of fellow Jacket Chase Murray who is second in the league with a .355 average. Wade Bailey is tied for third overall in the ACC at .345 on the season.
- Bart also leads the league in slugging percentage (.651), on-base percentage (.481) and total bases (138). He is also second in the ACC in hits (78), second in runs scored (55) and third in home runs (16).

POWER SURGE

- Georgia Tech has hit a total of 67 home runs this season, which ranks third in the ACC and in the top-20 nationally.
- A total of 13 different Jackets have hit a home run this season, highlighted by a team-high 16 from Joey Bart.
- This season, the Jackets have homered at least once in 35 of their 56 games.
- The Jackets have hit two or more home runs in 16 games this season, including a season-high five home runs on April 10 in the 16-8 road win at Mercer.

MORE IS BETTER

- Georgia Tech has had a total of 14 different players record multiple RBI games thus far this season.
- Leading the way is Tristin English who has driven in two runs or more 16 different times this year.
- Tech's Kyle McCann recorded a season-high seven RBIs in the Jackets' win over Kennesaw State on April 18.
- English posted six RBIs in the win over Virginia Tech on March 16.
- McCann (at Mercer on April 10), Austin Wilhite (vs. Florida State on April 8) and Wade Bailey (vs. KSU on April 18) each have driven in five RBIs in a single game this season, all of which came in blowout wins.

A HEALTHY MURRAY IS BETTER

- Sophomore Chase Murray, who played most of last season with a hand injury, has been stellar at the plate this year.
- The outfielder is second in the ACC in hitting this season with a .355 average.
- Murray also ranks second in sacrifice flies (6), fifth in hits (72) and 11th in runs scored (47).
- Murray missed four games this season with a head injury after taking a pitch to the helmet at Georgia on April 3.

JOEY BEING JOEY

- Over the last two weeks, Joey Bart has been named a semifinalist for the Johnny Bench Award, the Dick Howser Trophy and the Golden Spikes Award.
- Bart, a consensus preseason all-American, has continued to produce for the Jackets this season, hitting .368 (78-for-212) with a team-high 16 home runs, 12 doubles, 41 walks, 38 RBIs and a team-high 55 runs scored.
- Behind the plate, he has thrown out 12-of-33 would-be base stealers and has three pickoffs.
- In ACC play this season, Bart is hitting .342 (40-for-117) with 10 home runs, six doubles and 24 RBIs.
- Bart leads the ACC in hitting (.368), slugging percentage (.651) and on-base percentage (.481), while also ranking second in hits (78), second in runs scored (55) and third in home runs (16).
- The junior catcher is ranked as the No. 1 catcher in all of Division I baseball by *Baseball America* and No. 2 by D1Baseball.com and is a potential top-10 pick in June's MLB First-Year Player Draft.

PUT SOME ENGLISH ON IT

- After missing all of last season due to Tommy John surgery, Tristin English made his return to the field this year.
- English is hitting .288 (63-for-219) this season for the Jackets with six home runs (one of which was a grand slam), a triple, 17 doubles, a team-high 59 RBIs and 33 runs scored.
- He is second in the ACC in RBIs with 59 and has been a great security blanket behind Joey Bart and Kyle McCann.
- On April 3 & 4, English was named a midseason first-team all-American by *Perfect Game*/Rawlings and a midseason all-American by D1Baseball.

WHO'S ON FIRST? ... WADE BAILEY

- Senior second baseman Wade Bailey is back at it again, as he has now reached base safely in 26-straight games.
- Bailey enters tournament play on an 11-game hitting streak and is tied for third in the ACC with an .345 batting average.
- Bailey started the season reaching base safely in each of the first 12 games, which extended his streak to 39-straight games having reached base in each of the last 27 games of the 2017 season.

BIG O WITH A HOT BAT

- Freshman Oscar Serratos quietly swung a hot bat during ACC play, hitting a team-high .367 (22-for-60) at the plate.
- On the season, Serratos is hitting .321 (36-for-1120) with three home runs, a triple, four doubles, 14 RBIs, 22 runs scored and a slugging percentage of .455.

MC-SLAM

- Kyle McCann has hit three grand slams this season, which is tied for the most among NCAA DI players this year.
- In Tech's 16-8 win at Mercer on April 10, McCann hit a grand slam in the top of the fifth to erase a four-run deficit.
- Two games later at Pitt on April 13, he hit another grand slam in the top of the ninth to lead Tech to a 7-3 road win.
- In the home win over Kennesaw State on April 18, McCann hit a grand slam to right center field in the second inning.
- McCann's three career grand slams are the most among active Jackets, surpassing Kel Johnson's two career grand slams. Tristin English and Joey Bart each have hit one grand slam over their careers at Tech.
- Two players hold the school record for most career grand slams in a season at four in Tyler Green (2005) and Brad Feltes (2008).
- The sophomore power hitter ranks fifth in the ACC in home runs (15) and in slugging percentage (.603) on the year.

**GEORGIA TECH PITCHING NOTES****ACC LEADERS**

- Sophomore ace Xzavion Curry is tied for the ACC league in wins with eight on the season.
- Curry is also tied for the ACC league with one complete-game shutout win.
- Sophomore starting pitcher Connor Thomas leads the ACC in complete games with three.
- Thomas leads the ACC with an 11.56 strikeout-to-walk ratio and in walks allowed per nine innings at 0.86, which both rank in the top-10 nationally.
- Thomas also has the most strikeouts in a game for an ACC pitcher this season with 17 strikeouts vs. Wake Forest.
- Thomas ranks fourth in the ACC in strikeouts with 104 overall on the season.
- As a team, the Jackets lead the ACC in walks allowed per nine innings (3.18).

SHAKE-AND-BAKE

- Tech's 1-2 punch of Xzavion Curry and Connor Thomas have both been great for the Yellow Jackets this season, going a combined 15-6 for the Yellow Jackets on the season. The duo highlighted the year with a pair of dominating complete-game wins back-to-back versus Wake Forest on April 27 & 28.
- Shake-and-Bake combined to go 2-0, allowing only one run, on six hits, three walks and 29 strikeouts versus the Deacs.
- For his complete-game shutout win, in which he allowed two hits and struck out 12 batters, Curry was named the ACC Pitcher of the Week for the second time this season.
- Thomas was rewarded for his 17 strikeout performance and complete-game win on April 28 by being named the Perfect Game/Rawlings College Pitcher of the Week and recognized as a Collegiate Baseball National Player of the Week.
- The two have combined to win four ACC Pitcher of the Week honors this season (Curry - April 2 & 30; Thomas - April 9 & May 14).

BACK-TO-BACK CG'S

- Versus Wake Forest on April 27 & 28, starting pitchers Xzavion Curry and Connor Thomas posted back-to-back complete-game wins on Friday and Saturday nights, becoming the first Jackets to record back-to-back complete games since 2001 when Matt Lorenzo and Steve Kelly threw two-straight complete games on Feb. 28 and March 2.
- Curry recorded his first-ever complete-game shutout win on Friday, April 27. He matched his career-high of 12 strikeouts and allowed just two hits and two walks over 9.0-complete innings in the Jackets' 7-0 win over Wake Forest.
- Curry did not allow a hit after the second inning, both of which were soft singles off the end of the bat over the infield, nor did he allow a runner past second base for the entire contest.
- Thomas struck out 17 batters and gave up one run on four hits in a 5-1 complete-game win on Saturday, April 28.

17

- Connor Thomas struck out a career-high 17 batters in a 5-1 complete-game win over the Demon Deacons on April 28.
- The 17 strikeouts are the most by a Tech pitcher in a single game since current Detroit Tigers' pitcher and former Jacket Buck Farmer struck out 14 batters versus Akron on Feb. 15, 2013.
- His 17 strikeouts were only two shy of the school record of 19 punch outs set by Jerry Bass versus Earlham in 1975.
- The 17 strikeouts are the most by a pitcher in a single game in the ACC this season.

WHAT'S IN A QUALITY START?

- A starting pitcher records a quality start when he pitches at least six innings and allows three earned runs or fewer.
- Georgia Tech is 15-5 this season when its starter makes a quality start.
- Tech has won 34 consecutive home quality starts. The last loss Tech endured after a quality start at home came back on March 20, 2015.
- Connor Thomas' quality start at Georgia Southern was the first quality start on the road for GT since April 8, 2016 (excluding Curry's neutral site quality start vs. Wake Forest at the 2017 ACC Tournament).
- Connor Thomas has also made eight quality starts - at Georgia Southern (Feb. 20), at Clemson (March 10) vs. Florida State (April 7), at Pitt (April 14), at North Carolina (April 21), vs. Wake Forest (April 28), against Radford (May 5) and at Virginia (May 12).
- Xzavion Curry has seven quality starts this season - vs. Dartmouth (Feb. 23), vs. UIC (March 2), at NC State (March 23), vs. Miami (March 30), at Pitt (April 13), vs. Wake Forest (April 27) and against Radford (May 4).
- Brant Hurter has made three quality starts - vs. Georgia Southern (March 27), at Georgia (April 3) and versus Radford (May 6).
- Tristin English has also made two quality starts - vs. Miami (April 4) and vs. Florida State (April 8).

YOUNG GUNS

- Tech has started a freshmen or sophomore in 43 of its 56 games thus far this season in Xzavion Curry (14), Connor Thomas (14), Brant Hurter (11), Hugh Chapman (3) and Will Shirah (1). The other 13 starts have come by redshirt sophomore Tristin English (9), junior Jake Lee (2), redshirt sophomore Jonathan Hughes (1) and junior Keyton Gibson (1).
- Tristin English's nine starts this season are the only starts of his young career, as he missed all of last season due to Tommy John surgery and did not pitch as a freshman in 2016.

FRI-ZAY

- Sophomore starter Xzavion Curry is 8-3 this season, which is a team-high in wins.
- Curry has posted a 4.31 ERA over 85.2 innings pitched this season, and has allowed just 41 earned runs on 76 hits while striking out 93 batters and walking just 23.
- Opening Day has become Zay Day over the last two years, as Curry has taken the mound for the Jackets on this occasion in both 2017 and 2018. Curry was victorious in both, taking a 5-3 win over BYU in 2017 and then earning a 3-2 win vs. Minnesota this year.

GEORGIA TECH MISCELLANEOUS FACTS**TECH'S MOST-PLAYED OPPONENTS**

Georgia
373 GAMES
 UGA LEADS
 210-161-2



Auburn
236 GAMES
 AU LEADS
 122-109-5



Clemson
226 GAMES
 CU LEADS
 114-109-3

MOST ACC TOURNAMENT TITLES SINCE 2000

Georgia Tech
5
 2000, 2003,
 2005, 20012,
 2014



Florida State
5
 2002, 2004,
 2010, 2015, 2017

Clemson, Virginia, North Carolina
2

MOST ACC REGULAR SEASON & DIVISIONAL TITLES SINCE 2000

Florida State
11



North Carolina
8



Miami
Georgia Tech
4



GEORGIA TECH PITCHING NOTES

CURRY'S MAKKKKKKKKKKING HISTORY

- In Xzavion Curry's win on March 30 versus Miami, the Tech ace struck out a career-high 12 batters.
- Curry's 12 Ks were the most strikeouts at the time by a Georgia Tech pitcher since Buck Farmer fanned 14 batters in the Opening Day win over Akron on Feb. 15, 2013.
- With his 12 punch outs, Curry became just the third pitcher since 2000 to strike out 12 batters or more in an ACC game, joining Jason Neighborgall (12 at Duke on March 4, 2005) and Cory Vance (14 vs. No. 2 UNC on March 17, 2000).
- He backed that performance up with 12 strikeouts in a complete-game shutout win versus Wake Forest on April 27.
- Curry's complete-game shutout was the first by a Tech starting pitcher since Josh Heddingler went the distance for a two-hit shutout of the nation's No. 2 overall seed Vanderbilt, 5-0, in the 2013 Nashville Regional.

HE'S GOING THE DISTANCE

- Georgia Tech's Connor Thomas went the distance to pick up the complete game win, the first of his career, as the Yellow Jackets defeated No. 6 Florida State 2-1 on April 7. Thomas earned the complete game win by allowing just one run on six hits and one walk, while striking out nine over the nine-inning contest.
- The sophomore lefty was the first Jacket starter to throw a complete game since current teammate Jake Lee went the distance in a 5-3 win at Duke last year on May 14, 2015.
- At the time, it was only the second complete game win for a Jacket pitcher since 2013, when Josh Heddingler threw a complete game shutout versus No. 2 Vanderbilt in the NCAA Nashville Regional on June 2, 2013.

HE'S GOING THE DISTANCE 2X

- Georgia Tech's Connor Thomas threw his second complete game of the season in a 5-1 win over Wake Forest on April 28. Thomas struck out a career-high 17 batters, posted six 1-2-3 innings, did not have a fly ball out for the entire game and went to a three-ball count only once against a total of 32 batters. The second-year Jacket struck out seven different Wake Forest hitters, four of which struck out three times each on the day.
- The complete-game win, in which Thomas allowed one run on four hits and one walk, was his second of the season. The last GT pitcher to record multiple complete games in the same year was Buck Farmer with two complete games in 2013.

HE'S GOING THE DISTANCE 3X

- Georgia Tech's Connor Thomas recorded his third complete-game win of the season at Virginia on May 12, as the sophomore left-hander led the Yellow Jackets to a 5-1 ACC road win. He allowed just one unearned run, on six hits, all of which were singles, seven strikeouts and did not walk a batter over 9.0-complete innings.
- With his seven strikeouts, Thomas recorded his team-high 100th strikeout of the season.
- It was also the sixth time this season that Thomas had pitched in a game and did not issue a base-on-balls.
- It is the fourth complete-game win by a Jackets' starter this year after having just one complete game from 2014-17.
- He is the first Jacket to throw multiple complete games since Buck Farmer recorded two in 2013, while his three 9.0-inning contests are the most since current undergraduate assistant coach Mark Pope tallied five in 2011.
- Each of the last five complete games for the Jackets have been recorded by a sophomore.

CT CONTROL

- Tech starting pitcher Connor Thomas has posted an unbelievable strikeout-to-walk ratio this season over his 15 appearances, which includes 14 starts.
- This season, the left-handed pitcher has struck out a team-high 104 batters and walked only nine, an 11.56 strikeout-to-walk ratio. This stat ranks him first in the ACC and in the top-10 nationally overall.
- Thomas also leads the conference walks allowed per nine innings (0.86), which also ranks in the top-10 nationally.

LONG OVERDUE

- Georgia Tech's Xzavion Curry became the Jackets' first pitcher to register double-digit strikeouts in a game this season with his 11 strikeouts on March 23 at NC State.
- Curry's 11 K's ended a drought of 288 games in which the Jackets did not have a pitcher record double-digit strikeouts, dating back to when Buck Farmer fanned 10 versus No. 5 Virginia on April 12, 2013.
- After a 288-game streak without a pitcher recording double-digit strikeouts for Tech, the Yellow Jackets had a pitcher post 10 strikeouts or more four times over a seven game stretch this year (Curry - 11 at NC State (3/23), Hurter - 10 vs. Georgia Southern (3/27), Curry - 12 vs. Miami (3/30) and Thomas - 10 vs. Miami (3/31)).
- In the series win over Wake Forest (April 27-29), the Yellow Jackets posted back-to-back games with double-digit strikeouts with 12 from Curry on April 27 and a career-high 17 Ks from Thomas on April 28.
- This season, Tech starters have combined to record a total of seven double-digit strikeouts games (Curry - 4, Thomas - 2 and Hurter - 1).

SHUT THE FRONT DOOR

- Georgia Tech has already posted five shutouts this season with wins over Dartmouth (10-0), Arkansas-Pine Bluff (8-0), UIC (5-0), Wake Forest (7-0) and Radford (4-0).
- The five shutout victories are the most for GT in a season since the Jackets tallied six in 2014.
- The Yellow Jackets posted back-to-back shutout wins over Arkansas-Pine Bluff (Feb. 27) and UIC (Mar. 2) for the first time since shutting out Duke in two-straight games back on March 31, 2012.

DR. JEKYLL AND MR. HYDE

- In the Jackets' 31 wins this season, Tech's pitching staff has recorded a total of 301 strikeouts to only 77 walks - a 4:1 strikeout-to-walk ratio.
- However, in their 25 losses, the Jackets have struck out only 184 hitters and issued 99 walks - a 1.9:1 ratio.



GEORGIA TECH CAREER MILESTONES WATCH LIST

MR. 1,000

- Georgia Tech head coach Danny Hall picked up his 1,000th career win as the head coach of the Yellow Jackets with a 6-4 win over No. 6 Auburn on Tuesday, March 20, 2018.
- Coach Hall now has 1,019 career wins as the head coach of the Yellow Jackets.

TREKKING TOWARDS 300 BASE KNOCKS

- Yellow Jacket senior second baseman Wade Bailey is looking to become just the fourth Tech player to record 300 career hits in Tech's illustrious history. Bailey has recorded 289 base hits, only 11 shy of the 300 career milestone.
- His 289 base hits is tied for fifth all-time in Georgia Tech history.
- The senior co-captain has 60 doubles, which places him in a tie for fifth in career doubles with Steven Blackwood.

BAILEY = RUNS

- Wade Bailey has scored a total of 196 runs over his career at Tech, which is tied for 13th overall with Carlton Fleming.

HUNTING FOR HOME RUN HONORS

- Senior Kel Johnson has blasted 33 home runs in his career at Georgia Tech and is on the verge of slugging his way into the top 20 of the career home runs list at Tech, which has five players tied with 36 home runs apiece at 16-20.
- Junior Joey Bart has hit 30 home runs in his career at Georgia Tech and is just six home runs shy of climbing into the top-20 for career home runs in Tech history.

DRIVING TOWARDS THE TOP 20

- Senior Kel Johnson has driven in 136 RBIs over his three-plus seasons on The Flats.
- He is chasing down Jeremy Slayden and K.G. White, who are tied for 19th in Georgia Tech's career record books with 171 career RBIs.

200 STARTS FOR IRON MAN WADE BAILEY

- Georgia Tech senior second baseman Wade Bailey started and played his 200th career game as a Yellow Jacket on Wednesday night, April 11, versus Georgia State.
- Bailey's 222 games played ranks 13th overall in the Tech career record books, which is led by Georgia Tech standout Jason Varitek who played in 253 games as a Yellow Jacket from 1991-94.
- Earlier this season, Bailey had his streak of 93-consecutive starts snapped, as he was forced to sit out game two of the Friday doubleheader at NC State on March 23 with an injury.

100!

- Senior Wade Bailey picked up his 100th career RBI in the Jackets' 13-4 win over Miami on March 31.
- Sophomore Austin Wilhite recorded his 100th career hit in the road win at Mercer on April 10.
- Junior catcher Joey Bart registered his 100th career RBI in Tech's extra-inning loss at North Carolina on April 21.
- Chase Murray tallied his 100th career hit versus Georgia on April 25.
- Connor Thomas registered his 100th strikeout of the season in the win over Virginia on May 12.
- Austin Wilhite made his 100th consecutive start in Yellow Jackets' win over Virginia on May 12.
- Tristin English picked up his 100th career RBI in the Jackets' 8-5 win over SEMO on May 15.

CAREER BASE HITS

1. Jason Varitek351	1991-94
2. Victor Menocal327	1999-02
3. Matt Gonzalez302	2013-16
4. Scott Jordan294	1982-85
5. Jason Basil289	1998-01
* Wade Bailey289	2014-present
7. Jay Payton287	1992-94
8. Steven Blackwood283	2003-06
9. Tony Plagman282	2007-10
10. Brandon Hensley281	1992-95
11. Andy Bruce278	1988-91
Bryan Prince278	1998-01
13. K.G. White273	1985-88
14. Mark Fischer271	1995-97
15. Steve Newbern267	1982-85
Scott Byers267	1993-96
17. Carlton Fleming264	1990-92
18. Matthew Boggs260	1998-02
19. Richard Lewis259	1999-01
20. Ty Griffin255	1986-88
Luke Murton255	2006-09

DOUBLES

1. Jason Varitek82	1991-94
2. Scott Byers70	1993-96
3. Jason Basil66	1998-01
4. Luke Murton61	2006-09
5. Steven Blackwood60	2003-06
* Wade Bailey60	2014-present
7. Matt Gonzalez59	2013-16
8. Nomar Garciaparra58	1992-94
9. Tony Plagman56	2007-10
10. Andy Bruce54	1988-91
Brandon Hensley54	1992-95
Victor Menocal54	1999-02
Wes Hodges54	2004-06
Matt Wieters54	2005-07
Mott Hyde54	2011-14
16. Bryan Prince53	1998-01
17. Darren Bragg52	1988-91
Brad Stockton52	1998-01
19. Jay Payton51	1992-94
20. Daniel Palka50	2011-13
K.G. White50	1985-88

CAREER HOME RUNS

1. Jason Varitek57	1991-94
2. J.J. Thomas56	1995-97
3. Tony Plagman55	2007-10
4. Andy Bruce52	1988-91
5. Luke Murton47	2006-09
Matt Skole47	2009-11
7. K.G. White46	1985-88
8. Billy Parham42	1986-88
Mark Fischer42	1995-97
10. Daniel Palka41	2011-13
Derek Dietrich41	2008-10
Tommy Thompson41	1978-81
13. Jason Basil40	1998-01
Jeremy Slayden40	2002-05
15. Anthony Maisano37	1989-90
16. Scott Jordan36	1982-85
Jeff Distasio36	1983-86
Darren Bragg36	1988-91
Jay Payton36	1992-94
Mark Teixeira36	1999-01
* Kel Johnson33	2014-present



GT VS. 2018 OPPONENTS

Opponent (Streak)	ALL-TIME	HALL	LAST
Arkansas-Pine Bluff	1-0	1-0	1-0
Auburn (W1)	109-122-5	10-9	2018
Bradley (L1)	0-1	0-1	2018
Clemson (L4)	109-114-3	39-48	2018
UConn (L1)	7-3	7-3	2018
Dartmouth (W3)	6-3	3-0	2018
Duke (L1)	94-38	62-43	2018
Florida State (W2)	47-74	37-41	2018
Georgia (L6)	161-210-2	44-41	2018
Georgia Southern (W9)	102-31	70-19	2018
Georgia State (L1)	66-11	43-7	2018
Illinois-Chicago (L1)	11-3	11-3	2018
Kennesaw State (W3)	20-6	19-5	2018
Mercer (W1)	112-56	30-11	2018
Miami (W3)	40-61-2	30-38	2018
Minnesota (W5)	5-1	4-0	2018
North Carolina (L4)	76-65	44-35	2018
NC State (L2)	74-58	44-30	2018
Pittsburgh (L2)	7-7	7-7	2018
Radford (W3)	3-1	3-1	2018
SE Missouri State (W5)	5-0	5-0	2018
Virginia (L1)	74-57-2	41-49-1	2018
Virginia Tech (W1)	33-17	32-15	2018
Wake Forest (L1)	75-44-1	44-26	2018

WHO DOES WHAT?

JASON HOWELL: In his sixth season on The Flats, Howell works with the Tech pitching staff and is the recruiting coordinator.

MIKE NICKEAS: A former Georgia Tech catcher, Nickeas was a three-year letterwinner under Coach Hall before playing professionally with the Mets and Blue Jays. He is in his fourth year on staff, first as an assistant coach. He works with the hitters and catchers and also coaches third base.

ERIC PATTERSON: In his first year as the volunteer assistant coach at his alma mater, Patterson assists with the hitting, but primarily works with the defense. He also coaches first base.



HALL OF FAME COACH

- **Danny Hall** is in his 25th season at Georgia Tech and his 31st overall as a head coach in 2018. He is the winningest baseball coach in Tech history with 1,019 wins.
- Hall, who won his 1,200th career game on February 24 versus Dartmouth and his 1,000th win at Georgia Tech on March 20, versus nationally ranked Auburn, stands seventh among active Division I coaches in career victories entering the 2018 season.
- In his 40 years of college baseball – both as an assistant and head coach – Hall has been part of over 1,600 victories and seven trips to the College World Series.
- Hall has led Tech to the NCAA Tournament on 20 occasions and guided the Yellow Jackets to the NCAA College World Series in 1994, 2002 and 2006 -- the program's only three berths.

WINNINGEST ACTIVE DIVISION-I BASEBALL COACHES

ENTERING 2018 SEASON

1. Mike Martin, Florida State 1,944
2. Jim Morris, Miami (Fla.) 1,566
3. Mike Fox, North Carolina 1,385
4. Paul Mainieri, LSU 1,376
5. John Anderson, Minnesota 1,244
6. Keith Guttin, Missouri St. 1,219
- 7. DANNY HALL, Georgia Tech . . . 1,196**
8. Wayne Graham, Rice 1,147
9. Gary Gilmore, Coastal Carolina . . . 1,137
10. Mike Gillespie, UC Irvine 1,124
11. Tony Robichaux, La.-Lafayette . . . 1,115
12. Mike Sansing, Kennesaw St. 1,067
13. Pat Casey, Oregon St. 1,016
14. Elliott Avent, NC State 1,015
15. Brian Shoop, UAB. 1,006

HALL BY THE NUMBERS

- 1,227 career wins as a head coach
- 1,019 wins at Georgia Tech
- 134 total draft picks coached at Tech
- 114 all-ACC honors
- 94 all-American selections by 35 GT players
- 52 Tech's school record for wins set in 2002
- 23 freshman all-Americans
- 20 NCAA Regional appearances at Tech
- 13 Academic all-America honors by GT players
- 13 top-two ACC offensive finishes
- 7 Yellow Jackets drafted in the first round
- 6 NCAA Super Regional appearances at Tech
- 5 ACC tournament titles (2000, 2003, 2005, 2012, 2014)
- 5 ACC regular season titles (1997, 2000, 2004, 2005, 2011)
- 3 College World Series appearances (only three in Tech history)

HALL'S COACHING TREE

HEAD COACHES

- Scott Stricklin - Georgia Tech Assistant 2002-04
Kent State player 1991-93
- Josh Holliday - Georgia Tech Assistant 2005-07
- Greg Beals - Kent State player 1989-91
- Bobby Moranda - Georgia Tech Assistant 2002-07
- Mike Trapasso - Georgia Tech Assistant 1995-01
- Eddie Uschold - Kent State Assistant

ASSISTANT COACHES

- Wally Crancer - Georgia Tech player 2006-07
- Mike Nickeas - Georgia Tech player 2002-04
- Eric Patterson - Georgia Tech player 2002-04





GAME HIGHS

TEAM BATTING

At bats:	51	at Pittsburgh (Apr. 14, 2018)
Runs scored:	20	vs. Duke (May 18, 2018)
Hits:	19	vs. Dartmouth (Feb. 24, 2018)
	19	vs. Duke (May 18, 2018)
RBI's:	20	vs. Duke (May 18, 2018)
Doubles:	4	(5 times)
Triples:	2	vs. Arkansas-Pine Bluff (Feb. 27, 2018)
	2	vs. Duke (May 17, 2018)
Home runs:	5	at Mercer (Apr. 10, 2018)
Total bases:	35	vs. Duke (May 18, 2018)
Walks:	12	at Georgia State (Mar. 7, 2018)
	12	vs. Florida State (Apr. 8, 2018)
Strikeouts:	19	at Pittsburgh (Apr. 14, 2018)
Sac hits:	2	(5 times)
Sac flies:	3	at Georgia State (Mar. 7, 2018)
	3	vs. Radford (May 5, 2018)
Stolen bases:	4	vs. Mercer (Mar. 21, 2018)
Hit by pitch:	3	vs. Wake Forest (Apr. 29, 2018)
Caught stealing:	2	vs. Auburn (Mar. 20, 2018)
	2	vs. Duke (May 17, 2018)
Runners LOB:	15	at Mercer (Apr. 10, 2018)
Hit into DP:	4	vs. UIC (Mar. 4, 2018)

TEAM FIELDING

Putouts:	39	at Pittsburgh (Apr. 14, 2018)
Assists:	16	at Pittsburgh (Apr. 14, 2018)
Errors:	4	vs. UConn (Feb. 18, 2018)
	4	at Clemson (Mar. 10, 2018)
Passed Balls:	2	at Clemson (Mar. 10, 2018)
DPs turned:	3	at Pittsburgh (Apr. 14, 2018)
	3	vs. Kennesaw State (Apr. 18, 2018)
	3	at North Carolina (Apr. 22, 2018)

TEAM PITCHING

Innings pitched:	13.0	at Pittsburgh (Apr. 14, 2018)
Runs allowed:	13	at Clemson (Mar. 10, 2018)
Earned runs:	12	at Clemson (Mar. 10, 2018)
	12	at Auburn (Mar. 13, 2018)
Walks allowed:	10	vs. Bradley (Feb. 17, 2018)
Strikeouts:	17	vs. Wake Forest (Apr. 28, 2018)
Hits allowed:	15	vs. Dartmouth (Feb. 24, 2018)
	15	vs. Virginia Tech (Mar. 17, 2018)
	15	vs. Radford (May 5, 2018)
Doubles allowed:	6	at Auburn (Mar. 13, 2018)
Triples allowed:	2	vs. Florida State (Apr. 7, 2018)
Homers allowed:	4	vs. Duke (May 17, 2018)
Wild pitches:	5	at Georgia State (Mar. 7, 2018)
Hit batters:	6	at Auburn (Mar. 13, 2018)
	6	vs. Duke (May 18, 2018)

INDIVIDUAL BATTING

At bats:	7	Kyle McCann at Mercer (Apr. 10, 2018)
	7	Joey Bart at Pittsburgh (Apr. 14, 2018)
	7	Chase Murray at Pittsburgh (Apr. 14, 2018)
Runs scored:	4	(5 times)
Hits:	4	(9 times)
RBI's:	7	Kyle McCann vs. Kennesaw State (Apr. 18, 2018)
Doubles:	2	(9 times)
Triples:	1	(10 times)
Home runs:	3	Kyle McCann vs. Dartmouth (Feb. 24, 2018)
Total bases:	12	Kyle McCann vs. Dartmouth (Feb. 24, 2018)
Walks:	4	(4 times)
Strikeouts:	4	Nick Wilhite at Pittsburgh (Apr. 14, 2018)
	4	Chase Murray at Virginia (May 14, 2018)
	4	Kyle McCann vs. Duke (May 17, 2018)
Sac hits:	1	(24 times)
Sac flies:	1	(19 times)
Stolen bases:	1	(37 times)
Hit by pitch:	1	(42 times)
Caught stealing:	1	(16 times)
Runners LOB:	7	Colin Hall vs. Wake Forest (Apr. 29, 2018)

INDIVIDUAL FIELDING

Putouts:	16	Joey Bart vs. Wake Forest (Apr. 28, 2018)
Assists:	7	Wade Bailey at Georgia (Apr. 3, 2018)
Errors:	2	(6 times)
Passed Balls:	2	Kyle McCann at Clemson (Mar. 10, 2018)

INDIVIDUAL PITCHING

Innings pitched:	9.0	(4 times)
Runs allowed:	7	(5 times)
Earned runs:	7	(4 times)
Walks allowed:	4	Xzavion Curry vs. Minnesota (Feb. 16, 2018)
	4	Will Shirah vs. Bradley (Feb. 17, 2018)
	4	Jonathan Hughes vs. Bradley (Feb. 17, 2018)
Strikeouts:	17	Connor Thomas vs. Wake Forest (Apr. 28, 2018)
Hits allowed:	10	Connor Thomas vs. Virginia Tech (Mar. 17, 2018)
Doubles allowed:	3	Jake Lee vs. UConn (Feb. 18, 2018)
Triples allowed:	2	Connor Thomas vs. Florida State (Apr. 7, 2018)
Homers allowed:	3	Xzavion Curry vs. Duke (May 17, 2018)
Wild pitches:	3	Schneiderjans at Georgia State (Mar. 7, 2018)
Hit batters:	2	(10 times)

SERIES BY SERIES STATS

HITTING

	W-L	Avg.	R	H	2B	3B	HR	RBI	BB	K	SB
ATL Challenge	1-2	.267	17	28	5	1	3	17	9	19	0
Ga. Southern	2-0	.277	10	18	2	2	1	7	10	15	2
Dartmouth	3-0	.407	33	46	7	1	9	29	7	16	1
Ark.-Pine Bluff	1-0	.421	8	16	2	2	1	7	5	2	1
UIC	2-1	.305	13	29	5	0	3	13	11	19	0
Georgia State	1-1	.257	14	18	3	0	2	12	17	27	2
Clemson	0-3	.271	7	29	1	0	2	7	4	24	0
Auburn	1-1	.286	13	18	3	0	1	12	16	21	0
Virginia Tech	2-1	.361	34	43	6	0	7	31	7	21	5
Mercer	1-1	.269	18	21	4	0	6	14	17	20	5
NC State	1-2	.266	21	29	6	0	1	16	12	19	2
Miami	3-0	.362	23	38	6	1	2	18	11	23	3
Georgia	0-3	.194	4	19	3	0	0	4	7	30	0
Florida State	2-1	.271	20	26	6	0	3	16	22	25	0
Pittsburgh	1-2	.237	15	28	4	1	4	14	12	32	4
Kennesaw State	1-0	.439	17	18	4	0	4	17	6	7	1
North Carolina	0-3	.264	14	28	6	0	3	13	12	24	1
Wake Forest	2-1	.244	15	22	5	0	3	15	17	29	1
Radford	3-0	.354	21	40	8	0	3	20	13	21	4
Virginia	3-0	.216	15	22	9	0	4	15	8	35	1
SEMO	1-0	.281	8	9	2	0	0	8	7	9	2
Duke	2-1	.348	34	40	5	2	5	32	14	26	2

PITCHING

	W-L	ERA	IP	H	R	ER	BB	K	Opp.	Avg.
ATL Challenge	1-2	4.82	28.0	28	21	15	18	25	.269	
Ga. Southern	2-0	1.00	18.0	11	2	2	4	20	.172	
Dartmouth	3-0	4.33	27.0	26	14	13	4	27	.243	
Ark.-Pine Bluff	1-0	.000	9.0	3	0	0	0	11	.100	
UIC	2-1	2.67	27.0	27	14	8	10	24	.262	
Georgia State	1-1	4.50	18.0	20	11	9	9	13	.274	
Clemson	0-3	7.12	24.0	29	23	19	11	31	.293	
Auburn	1-1	6.35	17.0	24	16	12	12	15	.320	
Virginia Tech	2-1	8.00	27.0	37	25	24	6	19	.333	
Mercer	1-1	7.00	18.0	20	14	14	9	20	.290	
NC State	1-2	6.48	25.0	31	18	18	7	28	.295	
Miami	3-0	2.00	27.0	19	6	6	6	35	.196	
Georgia	0-3	5.40	25.0	33	15	15	8	17	.344	
Florida State	2-1	4.33	27.0	28	14	13	5	22	.267	
Pittsburgh	1-2	3.90	30.0	29	13	13	14	31	.264	
Kennesaw State	1-0	7.00	9.0	12	7	7	4	9	.333	
North Carolina	0-3	9.12	25.2	38	28	26	11	20	.342	
Wake Forest	2-1	2.33	27.0	16	7	7	8	40	.168	
Radford	3-0	3.54	28.0	30	13	11	8	32	.270	
Virginia	1-2	5.40	25.0	33	17	15	8	12	.314	
SEMO	1-0	4.00	9.0	10	5	4	3	6	.286	
Duke	2-1	7.33	27.0	32	25	22	11	28	.286	

MONTH-BY-MONTH

UNDER COACH DANNY HALL (1994-present)

Year	Jan./Feb.	Mar.	Apr.	May/June	Final
1994	6-2	15-2	13-6	16-7	50-17
1995	7-3	11-6	13-6	7-7	38-22
1996	4-6	15-3	11-8	10-7	40-24
1997	9-0	18-2	9-8	10-5	46-15
1998	8-4	13-5	11-8	9-5	41-22
1999	8-4	15-2	8-9	7-5	38-20
2000	8-3	13-5	16-3	13-5	50-16
2001	10-1	12-6	11-7	8-6	41-20
2002	8-1	14-3	14-5	16-7	52-16
2003	7-0	14-5	11-6	12-7	44-18
2004	6-3	10-8	9-6	19-4	44-21
2005	7-2	14-3	10-7	14-7	45-19
2006	10-0	12-4	11-8	17-6	50-18
2007	6-5	12-6	9-6	5-8	32-25
2008	5-1	17-4	9-8	10-8	41-21
2009	6-1	12-3	10-7-1	10-8	38-19-1
2010	7-1	15-2	13-5	12-7	47-15
2011	5-3	16-2	10-8	11-8	42-21
2012	7-2	11-8	8-9	12-7	38-26
2013	8-1	13-5	7-10	9-11	37-27
2014	5-4	10-9	11-6	11-8	37-27
2015	7-3	11-7	8-7	6-6	32-23
2016	7-0	12-5	10-9	9-11	38-25
2017	7-1	7-9	7-11	6-7	27-28
2018	6-2	10-9	8-10	7-4	

TOTALS	174-53	257-183-1	1019-530-1
	322-123	266-171	

GAME-WINNING PLAYS

Game-winning plays are ones that give Tech the lead or break a tie en route to win

Game	Play	Inn.	Final
Minnesota	Nick Wilhite sacrifice fly	3	3-2
at Ga. Southern	Colin Hall scores on a passed ball	2	7-1
Dartmouth	Tristin English scored on a fielding error	2	10-0
Dartmouth	Colin Hall two-run single	7	12-9
Dartmouth	Kyle McCann home run	5	11-5
UAPB	Tristin English RBI single	1	8-0
UIC	Tristin English RBI double	1	5-0
UIC	Colin Hall two-run single	4	3-2
at Georgia State	Colin Hall sacrifice fly	4	12-6
Virginia Tech	Joey Bart scores on a passed ball	6	16-9
Virginia Tech	Kyle McCann two-run home run	2	10-6
Auburn	Michael Guldberg three-run home run	4	6-4
NC State	Nick Wilhite two-run single	1	13-4
Ga. Southern	Tristin English RBI ground out	3	3-1
Miami	Tristin English two-run home run	1	6-1
Miami	Oscar Serratos scores from 2nd on an error	4	13-4
Miami	Wade Bailey scores on a wild pitch	6	4-1
Florida State	Wade Bailey RBI fielder's choice	7	2-1
Florida State	Austin Wilhite two-run single	5	16-3
at Mercer	Joey Bart solo home run	7	16-8
at Pittsburgh	Kyle McCann grand slam	9	7-3
Kennesaw State	Wade Bailey three-run home run	4	17-7
Wake Forest	Colin Hall RBI single	5	7-0
Wake Forest	Colin Hall solo home run	3	5-1
Radford	Austin Wilhite ground-rule double	9	6-5
Radford	Baron Radcliff three-run home run #	10	11-8
Radford	Tristin English sacrifice fly #	1	4-0
at Virginia	Chase Murray sacrifice	3	5-1
SEMO	Kyle McCann RBI double	5	8-5
Duke	Chase Murray two-run triple	3	9-6
Duke	Wade Bailey three-run double	5	20-7

- walk-off win

GAME WINNING RBI LEADERS

	2018 *	CAREER
Kel Johnson	-	19
Wade Bailey	3	12
Joey Bart	1	8
Tristin English	5	8
Colin Hall	5	5
Kyle McCann	4	5
Austin Wilhite	2	5
Chase Murray	2	4
Nick Wilhite	2	3
Michael Guldberg	1	1
Baron Radcliff	1	1

Five game winning runs were scored on an error and/or a passed ball/wild pitch

GAME WINNING RUNS LEADERS

	2018	CAREER
Wade Bailey	6	24
Tristin English	6	10
Kyle McCann	2	5
Oscar Serratos	4	4
Austin Wilhite	3	4
Joey Bart	2	4
Kel Johnson	2	4
Carter Hall	-	4
Colin Hall	3	3
Chase Murray	1	3
Michael Guldberg	1	1
Luke Waddell	1	1



2018 #FUTUREJACKETS

Luke Bartnicki, LHP	Marietta, Ga.
Jack Friedman, RHP	Decatur, Ga.
Ryan Miller, OF/1B	Atlanta, Ga.
Reese Olson, RHP	Lula, Ga.
Cort Roedig, RHP	Orlando, Fla.
Logan Simmons, SS	Macon, Ga.
Amos Willingham, RHP	Summerville, Ga.
Billy Zinnershine, SS	Marietta, Ga.

2018 MLB #PROJACKETS

Charlie Blackmon, OF	Rockies
Derek Dietrich, OF	Marlins
Buck Farmer, RHP	Tigers
Deck McGuire, RHP	Blue Jays
Daniel Palka, OF	White Sox
Matt Wieters, C	Nationals
Blake Wood, RHP	Angels



Blackmon



Dietrich



Farmer



McGuire



Palka



Wieters



Wood

YELLOW JACKETS BIG INNINGS *

* FOUR OR MORE RUNS

DATE	OPPONENT	INN.	BATTERS	R	H	E	GT RESULT
2/18	UConn	5th	8	4	4	0	L, 7-9 (10)
2/23	Dartmouth	2nd	9	5	3	1	W, 10-0
2/24	Dartmouth [1]	2nd	8	5	5	0	W, 12-9
2/24	Dartmouth [2]	6th	7	4	4	1	W, 11-5
3/7	at Georgia State	3rd	9	4	1	2	W, 12-6
3/13	at Auburn	5th	9	5	3	0	L, 7-12
3/16	Virginia Tech	4th	9	4	4	1	W, 16-9
3/16	Virginia Tech	7th	8	5	3	0	-
3/17	Virginia Tech	9th	8	4	4	1	L, 8-10
3/18	Virginia Tech	2nd	9	4	5	1	W, 10-6
3/20	Auburn	4th	10	5	7	0	W, 6-4
3/23	at NC State [1]	1st	10	6	6	2	W, 13-4
3/23	at NC State [1]	9th	10	6	5	0	-
3/31	Miami	8th	11	6	5	0	W, 13-4
4/8	Florida State	5th	11	7	5	0	W, 16-3
4/8	Florida State	7th	9	5	1	1	-
4/10	at Mercer	5th	9	4	4	0	W, 16-8
4/10	at Mercer	7th	8	4	4	1	-
4/10	at Mercer	9th	9	4	1	2	-
4/13	at Pittsburgh	9th	8	4	2	0	W, 7-3
4/15	at Pittsburgh	4th	8	4	4	0	L, 5-6
4/18	Kennesaw State	2nd	8	4	4	0	W, 17-7
4/18	Kennesaw State	5th	7	4	3	0	-
4/27	Wake Forest	8th	11	6	6	0	W, 7-0
5/11	at Virginia	8th	9	4	3	1	L, 6-8
5/17	Duke	3rd	9	5	4	0	W, 9-6
5/18	Duke	3rd	8	5	4	0	W, 20-7
5/18	Duke	5th	16	12	9	2	-

RECORD WITH A BIG INNING: 16-5

OPPONENT BIG INNINGS *

* FOUR OR MORE RUNS

DATE	OPPONENT	INN.	BATTERS	R	H	E	GT RESULT
2/18	UConn	2nd	10	4	4	1	L, 7-9 (10)
2/24	Dartmouth [1]	6th	8	5	4	0	W, 12-9
3/4	UIC	9th	10	6	3	1	L, 5-12
3/7	at Georgia State	9th	8	4	2	0	W, 12-6
3/10	at Clemson [1]	4th	7	4	3	1	L, 3-7
3/10	at Clemson [2]	1st	11	7	3	0	L, 2-13
3/13	at Auburn	6th	9	5	4	0	L, 7-12
3/16	Virginia Tech	5th	8	4	4	1	W, 16-9
3/17	Virginia Tech	4th	8	4	5	0	L, 8-10
3/18	Virginia Tech	7th	11	5	5	1	W, 10-6
3/23	at NC State [2]	5th	8	5	5	0	L, 2-5
3/25	at NC State	8th	9	6	5	0	L, 6-9
4/6	Florida State	4th	7	4	2	1	L, 2-10
4/6	Florida State	9th	9	4	4	0	-
4/10	at Mercer	2nd	9	4	3	1	W, 16-8
4/20	at North Carolina	2nd	8	5	3	0	L, 3-9
4/21	at North Carolina	8th	8	4	3	0	L, 8-9 (10)
4/22	at North Carolina	7th	11	7	5	1	L, 3-10
5/5	Radford	7th	9	4	4	1	W, 11-8 (10)
5/11	at Virginia	5th	9	6	5	1	L, 6-8

RECORD WHEN ALLOWING A BIG INNING: 6-13



GAMES STARTED (POSITION PLAYERS)

Player	2018	CAREER	CURRENT STREAK
Wade Bailey	55	222	33
Joey Bart	55	141	44
Xzavion Curry	-	1	-
Tristin English	54	112	11
Michael Guldberg	10	10	-
Carter Hall	6	23	-
Colin Hall	49	49	16
Kel Johnson	10	159	-
Kyle McCann	47	85	38
Chase Murray	52	97	22
Baron Radcliff	16	16	-
Oscar Serratos	29	29	11
Luke Waddell	31	31	-
Austin Wilhite	56	110	105
Nick Wilhite	36	43	3
Patrick Wiseman	1	1	-

STREAKS (POSITION PLAYERS)

PLAYER	HITTING		ON-BASE	
	CURRENT	LONGEST	CURRENT	LONGEST
Wade Bailey	11	20	26	39
Joey Bart	-	16	13	16
Xzavion Curry	-	2	-	2
Tristin English	-	9	7	9
Michael Guldberg	2	3	5	7
Carter Hall	1	4	1	11
Colin Hall	6	7	18	18
Kel Johnson	-	22	-	24
Kyle McCann	4	5	5	16
Chase Murray	-	10	-	17
Cole Neuber	-	1	-	2
Baron Radcliff	1	4	1	4
Paxton Rigby	-	1	-	2
Oscar Serratos	5	8	6	9
Jamie Taylor	-	2	-	2
Cameron Turley	-	1	-	1
Luke Waddell	2	5	3	6
Austin Wilhite	-	7	-	11
Nick Wilhite	-	2	5	5
Patrick Wiseman	-	1	-	1

* Longest is career long

PINCH HITTING BREAKDOWN

PLAYER	AVG.	AB-H	RBI	2B-3B-HR	BB-HBP-SO
Luke Waddell	.600	5-3-1	1-0-0	1-1-0	
Michael Guldberg	.500	4-2-4	0-0-1	2-0-2	
Kel Johnson	.500	4-2-1	0-0-1	0-0-1	
Colin Hall	.500	2-1-0	0-0-0	0-0-1	
Oscar Serratos	.333	3-1-2	0-0-0	1-0-1	
Cameron Turley	.333	3-1-1	0-0-0	1-0-2	
Kyle McCann	.333	3-1-0	0-0-0	1-0-1	
Baron Radcliff	.250	16-4-2	1-0-0	2-0-8	
Jamie Taylor	.222	9-2-0	0-0-0	0-0-4	
Cole Neuber	.200	5-1-0	0-0-0	1-0-1	
Nick Wilhite	.000	1-0-0	0-0-0	0-0-1	
Patrick Wiseman	.000	3-0-0	0-0-0	0-0-2	
Paxton Rigby	.000	5-0-0	0-0-0	0-0-2	

CAREER HOME RUNS

* - Leadoff ITP - Inside-the-Park GS - Grand Slam

WADE BAILEY	Opponent	On Base	Inning	Outs	Count	Score	Final
1. April 5, 2015	at Virginia Tech	* 0 . . .	4	0	3-2	5-3	W, 7-6
2. Feb. 27, 2016	UMBC	. 1 . . .	8	2	0-0	7-2	W, 9-2
3. Mar. 18, 2016	Virginia Tech	* 0 . . .	4	0	1-0	7-0	W, 14-4
4. Mar. 26, 2016	at North Carolina	* 0 . . .	7	0	2-1	3-0	W, 6-0
5. April 5, 2016	at Mercer	0 . . .	4	1	2-1	5-1	W, 6-5
6. Mar. 12, 2017	at Miami	* 0 . . .	1	0	2-1	0-0	L, 7-17
7. Mar. 28, 2017	at Mercer	* 0 . . .	6	0	1-1	5-1	W, 11-3
8. April 22, 2017	at Virginia Tech	* 0 . . .	1	0	1-0	0-0	W, 6-4
9. April 22, 2017	at Virginia Tech	. 1 . . .	3	1	1-2	1-0	W, 6-4
10. May 19, 2017	Virginia	. 1 . . .	3	1	0-1	1-9	L, 3-16
11. May 20, 2017	Virginia	* 0 . . .	1	0	3-1	0-3	L, 9-10
12. April 18, 2018	Kennesaw State	. . 2 . .	4	2	1-1	6-4	W, 17-7
13. May 19, 2018	Duke	. 1 . . .	9	2	1-2	3-12	L, 5-12

JOEY BART	Opponent	On Base	Inning	Outs	Count	Score	Final
1. June 5, 2016	vs. UConn	. . . 2 .	4	2	0-0	2-0	W, 7-5
2. Feb. 18, 2017	Marshall	0 . . .	2	2	1-2	5-0	W, 11-3
3. Feb. 24, 2017	Youngstown State	0 . . .	3	2	0-0	11-0	W, 15-6
4. Feb. 28, 2017	Georgia State	. . . 2 .	1	0	1-0	0-0	W, 12-5
5. Mar. 3, 2017	Belmont	0 . . .	8	1	0-2	11-3	W, 12-3
6. Mar. 4, 2017	Belmont	. 1 . . .	1	1	1-0	0-2	W, 10-2
7. Mar. 4, 2017	Belmont	0 . . .	6	1	2-0	6-2	W, 10-2
8. Mar. 5, 2017	Belmont	. 1 . . .	5	1	1-1	2-7	L, 5-11
9. Mar. 10, 2017	at Miami	. 1 . . .	3	2	1-1	0-4	L, 8-10
10. Mar. 17, 2017	North Carolina	0 . . .	6	1	2-0	2-4	L, 5-6
11. Mar. 28, 2017	at Mercer	0 . . .	6	0	2-1	6-1	W, 11-3
12. Mar. 28, 2017	at Mercer	. . . 2 .	7	2	3-1	7-1	W, 11-3
13. April 19, 2017	at Georgia State	. . . 3 GS	7	1	2-1	0-0	W, 7-0
14. April 21, 2017	at Virginia Tech (1)	. 1 . . .	7	0	1-0	4-1	W, 13-3
15. Feb. 17, 2018	Bradley	0 . . .	7	1	1-0	5-7	L, 7-10
16. Feb. 18, 2018	UConn	0 . . .	1	2	0-0	0-0	L, 7-9
17. Feb. 20, 2018	at Georgia Southern	. 1 . . .	8	2	0-0	5-1	W, 7-1
18. Mar. 4, 2018	UIC	0 . . .	5	1	2-1	3-5	L, 5-12
19. Mar. 10, 2018	at Clemson (1)	. 1 . . .	9	1	3-2	1-7	L, 3-7
20. Mar. 16, 2018	Virginia Tech	. 1 . . .	1	1	0-0	0-1	W, 16-9
21. Mar. 17, 2018	Virginia Tech	. 1 . . .	7	2	0-2	2-10	L, 8-10
22. Mar. 18, 2018	Virginia Tech	. 1 . . .	2	0	1-0	3-1	W, 10-6
23. April 6, 2018	Florida State	0 . . .	1	1	1-2	0-0	L, 2-10
24. April 10, 2018	at Mercer	0 . . .	7	1	2-2	8-5	W, 16-8
25. April 10, 2018	at Mercer	0 . . .	8	2	0-0	11-7	W, 16-8
26. April 20, 2018	at North Carolina	* 0 . . .	6	0	0-0	2-7	L, 3-9
27. May 11, 2018	at Virginia	0 . . .	9	2	2-1	5-8	L, 6-8
28. May 14, 2018	at Virginia	* 0 . . .	6	0	3-2	1-4	L, 4-8
29. May 14, 2018	at Virginia	* 0 . . .	8	0	0-0	3-6	L, 4-8
30. May 18, 2018	Duke	. 1 . . .	5	1	0-0	11-4	W, 20-7

TRISTIN ENGLISH	Opponent	On Base	Inning	Outs	Count	Score	Final
1. April 17, 2016	NC State	0 . . .	5	2	2-1	4-5	W, 14-7
2. April 23, 2016	at Clemson	. . . 2 .	1	1	0-0	1-0	W, 16-1
3. April 23, 2016	at Clemson	0 . . .	5	1	1-1	11-1	W, 16-1
4. May 24, 2016	vs. Boston College	. 1 . . .	9	1	1-1	4-0	W, 6-0
5. June 4, 2016	vs. Bethune-Cookman	. . . 2 .	9	0	1-1	8-3	W, 12-3
6. Feb. 17, 2018	Bradley	. 1 . . .	3	0	0-0	3-3	L, 7-10
7. Feb. 24, 2018	Dartmouth (2)	0 . . .	5	1	0-1	4-5	W, 11-5
8. Mar. 7, 2018	at Georgia State	. 1 . . .	1	2	2-2	0-0	W, 12-6
9. Mar. 16, 2018	Virginia Tech	. . . 3 GS	7	2	1-2	11-7	W, 16-9
10. Mar. 30, 2018	Miami	. 1 . . .	1	2	0-1	0-0	W, 6-1
11. May 18, 2018	Duke	. . . 2 .	6	1	1-0	17-5	W, 20-7



CAREER HOME RUNS

* – Leadoff ITP – Inside-the-Park GS – Grand Slam

MICHAEL GULDBERG	Opponent	On Base	Inning	Outs	Count	Score	Final
1. Feb. 23, 2018	Dartmouth	. . 2 .	8	1	3-1	7-0	W, 10-0
2. Mar. 20, 2018	Auburn	. . 2 .	4	1	0-0	3-0	W, 6-4

CARTER HALL	Opponent	On Base	Inning	Outs	Count	Score	Final
1. April 23, 2016	at Clemson	. 1 . .	8	1	2-1	14-1	W, 16-1
2. Mar. 21, 2017	Auburn	. 1 . .	7	1	0-1	2-7	L, 4-7
3. Mar. 2, 2018	UIC	. . 2 .	4	1	2-2	2-0	W, 5-0
4. Mar. 7, 2018	at Georgia State	. 1 . .	5	0	0-0	7-2	W, 12-6

COLIN HALL	Opponent	On Base	Inning	Outs	Count	Score	Final
1. April 28, 2018	Wake Forest	* 0 . . .	3	0	0-1	1-0	W, 5-1
2. May 18, 2018	Duke	. . 2 .	3	2	1-0	2-3	W, 20-7

KEL JOHNSON	Opponent	On Base	Inning	Outs	Count	Score	Final
1. Feb. 13, 2015	St. John's	. 1 . .	7	2	2-2	11-3	W, 17-3
2. Feb. 14, 2015	Fordham	0 . . .	5	1	1-0	3-4	W, 7-5
3. Feb. 17, 2015	at Georgia Southern	. . . 3 GS	7	2	2-2	1-4	W, 7-4
4. Feb. 21, 2015	at Coastal Carolina	0 . . .	1	2	2-2	0-0	L, 5-7
5. Mar 6, 2015	Notre Dame	* 0 . . .	4	0	0-0	0-2	L, 2-3
6. Mar. 10, 2015	Georgia Southern	. 1 . .	1	1	1-1	0-1	W, 22-6
7. Mar. 20, 2015	North Carolina	. 1 . .	8	1	1-2	1-3	L, 3-5
8. May 3, 2015	Presbyterian	0 . . .	1	2	1-0	2-0	W, 10-2
9. May 3, 2015	Presbyterian	. 1 . .	8	0	0-0	6-2	W, 10-2
10. May 8, 2015	Pitt	. 1 . .	1	2	0-1	1-1	W, 9-1
11. Feb. 20, 2016	Western Michigan	. 1 . .	5	0	1-0	6-0	W, 13-0
12. Mar. 5, 2016	Western Carolina	. . 2 .	1	1	2-2	0-2	W, 14-3
13. Mar. 20, 2016	Virginia Tech	. . . 3 GS	6	0	0-2	6-1	W, 16-8
14. Mar. 26, 2016	at North Carolina	. 1 . .	5	2	3-2	2-0	W, 6-0
15. Mar. 30, 2016	Georgia Southern	* 0 . . .	7	0	1-2	5-1	W, 6-1
16. April 1, 2016	Duke	* 0 . . .	4	0	0-1	0-0	W, 3-2
17. April 2, 2016	Duke	0 . . .	4	2	0-0	6-6	L, 13-14
18. April 6, 2016	Kennesaw State	. 1 . .	1	2	0-0	0-0	W, 4-2
19. May 9, 2016	Miami	0 . . .	1	2	1-0	1-1	L, 6-17
20. May 14, 2016	at Virginia	0 . . .	4	2	3-2	1-7	L, 4-9
21. May 18, 2016	vs. Georgia (Turner Field)	0 . . .	10	1	1-0	5-3	W, 6-3 (10)
22. Feb. 17, 2017	BYU	. 1 . .	5	1	0-0	3-0	W, 5-3
23. Feb. 18, 2017	Marshall	0 . . .	2	2	0-1	6-0	W, 11-3
24. Feb. 21, 2017	at Georgia Southern	* 0 . . .	3	0	1-0	5-0	W, 10-3
25. Feb. 21, 2017	at Georgia Southern	0 . . .	7	1	3-2	7-2	W, 10-3
26. Feb. 21, 2017	at Georgia Southern	. 1 . .	9	2	0-2	8-2	W, 10-3
27. Feb. 28, 2017	Georgia State	0 . . .	1	0	0-1	3-0	W, 12-5
28. Mar. 18, 2017	North Carolina	. 1 . .	12	2	0-0	2-2	W, 4-2
29. Mar. 25, 2017	at Wake Forest	0 . . .	6	1	1-0	1-11	L, 8-17
30. April 1, 2017	Clemson	0 . . .	4	1	3-2	1-0	W, 5-1
31. May 6, 2017	Pittsburgh	. 1 . .	7	0	2-2	5-6	W, 8-7
32. Feb. 24, 2018	Dartmouth (1)	* 0 . . .	2	0	2-1	1-2	W, 12-9
33. Mar. 16, 2018	Virginia Tech	* 0 . . .	8	0	1-1	15-7	W, 16-9

MULTIPLE HIT GAMES

	2018 SEASON					CAREER				
	2	3	4	5+	Total	2	3	4	5+	Total
Bailey	18	7	-	-	25	53	23	3	2	81
Bart	18	5	1	-	24	33	13	1	2	49
Curry	-	-	-	-	-	1	-	-	-	1
English	15	2	2	-	19	31	7	3	-	41
Guldberg	3	-	-	-	3	3	-	-	-	3
Carter Hall	1	-	-	-	1	5	-	-	-	5
Colin Hall	13	2	-	-	15	13	2	-	-	15
Johnson	2	-	-	-	2	37	11	3	-	51
McCann	4	6	2	-	12	8	7	1	-	16
Murray	14	6	2	-	22	27	6	2	-	35
Radcliff	1	1	-	-	2	1	1	-	-	2
Serratos	5	2	1	-	8	5	2	1	-	8
Waddell	9	-	-	-	9	9	-	-	-	9
A. Wilhite	11	3	1	-	15	23	10	2	-	35
N. Wilhite	2	1	-	-	3	2	1	-	-	3
Wiseman	-	-	-	-	-	1	-	-	-	1

MULTIPLE RBI GAMES

	2018 SEASON					CAREER				
	2	3	4	5+	Total	2	3	4	5+	Total
Bailey	3	2	-	1	6	15	9	1	1	26
Bart	10	-	1	-	11	16	5	6	1	26
Curry	-	-	-	-	-	1	-	-	-	1
English	9	4	2	1	16	16	6	4	2	28
Guldberg	-	2	-	-	2	-	2	-	-	2
Carter Hall	-	2	-	-	2	2	2	-	-	4
Colin Hall	4	1	-	-	5	4	1	-	-	5
Johnson	1	-	-	-	1	20	7	2	3	31
McCann	4	3	2	2	11	8	3	2	2	15
Murray	6	3	1	-	10	10	5	1	-	16
Radcliff	-	3	-	-	3	-	3	-	-	3
Serratos	4	-	-	-	4	4	-	-	-	4
Waddell	2	-	-	-	2	2	-	-	-	2
A. Wilhite	6	2	-	1	9	10	3	1	1	15
N. Wilhite	2	-	-	-	2	4	-	-	-	4

CAREER WALK-OFF HITS

Player (Date)	Play	Inn. Final
Johnson vs. WCU (3/4/16)	Single scored Justus	B9 5-4
Johnson vs. N. Carolina (3/18/17)	Two-run home run	B12 4-2
Murray vs. Pittsburgh (5/6/17)	Sacrifice fly	B9 8-7
A. Wilhite vs. Radford (5/4/18)	Ground-rule double	B9 6-5
Radcliff vs. Radford (5/5/18)	Three-run home run	B10 11-8

**CAREER HOME RUNS**

* – Leadoff ITP – Inside-the-Park GS – Grand Slam

KYLE MCCANN	Opponent	On Base	Inning	Outs	Count	Score	Final
1. Feb. 24, 2017	Youngstown State	* 0 . . .	8	0	3-1	14-6	W, 15-6
2. Feb. 25, 2017	Youngstown State	. 1 . . .	6	1	1-2	10-6	W, 14-6
3. Mar. 19, 2017	North Carolina	. 1 . . .	3	1	0-0	1-0	L, 4-7
4. April 4, 2017	at Auburn	. 1 . . .	5	0	1-2	7-8	W, 11-8
5. April 21, 2017	at Virginia Tech (1)	* 0 . . .	7	0	2-2	2-1	W, 13-3
6. April 21, 2017	at Virginia Tech (2)	0 . . .	2	1	1-1	2-0	L, 4-8
7. April 25, 2017	Georgia	* 0 . . .	5	0	1-0	1-4	L, 5-7
8. May 14, 2017	at Duke	* 0 . . .	7	0	0-1	1-1	W, 5-3
9. May 19, 2017	Virginia	* 0 . . .	2	0	3-1	0-9	L, 3-16
10. Feb. 24, 2018	Dartmouth (2)	0 . . .	3	2	2-2	2-4	W, 11-5
11. Feb. 24, 2018	Dartmouth (2)	0 . . .	5	1	1-0	5-5	W, 11-5
12. Feb. 24, 2018	Dartmouth (2)	. 1 . . .	6	2	3-1	8-5	W, 11-5
13. Feb. 27, 2018	Arkansas-Pine Bluff	. 1 . . .	7	0	3-1	4-0	W, 8-0
14. Mar. 10, 2018	at Clemson (2)	. 1 . . .	4	2	2-2	0-9	L, 2-13
15. Mar. 18, 2018	Virginia Tech	. 1 . . .	2	0	0-0	5-1	W, 10-6
16. Mar. 24, 2018	at NC State	0 . . .	9	2	0-2	5-9	L, 6-9
17. April 10, 2018	at Mercer	. . . 3 GS	5	0	0-0	0-4	W, 16-8
18. April 10, 2018	at Mercer	0 . . .	7	1	2-2	9-5	W, 16-8
19. April 13, 2018	at Pittsburgh	. . . 3 GS	9	1	3-1	3-3	W, 7-3
20. April 18, 2018	Kennesaw State	. . . 3 GS	2	2	1-2	2-3	W, 17-7
21. April 18, 2018	Kennesaw State	. . 2 .	5	2	0-1	10-4	W, 17-7
22. April 21, 2018	at North Carolina	* 0 . . .	7	0	2-1	5-2	L, 8-9
23. April 28, 2018	Wake Forest	. 1 . . .	7	1	2-1	3-1	W, 5-1
24. May 18, 2018	Duke	* 0 . . .	5	0	1-2	5-4	W, 20-7

CHASE MURRAY	Opponent	On Base	Inning	Outs	Count	Score	Final
1. Feb. 24, 2017	Youngstown State	. . 2 .	2	2	1-1	8-0	W, 15-6
2. Mar. 12, 2017	at Miami	. 1 . . .	8	0	0-0	4-13	L, 7-17
3. Feb. 24, 2018	Dartmouth (1)	0 . . .	1	1	1-0	0-0	W, 12-9
4. Feb. 24, 2018	Dartmouth (1)	. . 2 .	2	2	0-0	3-2	W, 12-9
5. April 13, 2018	at Pittsburgh	* 0 . . .	8	0	0-0	1-3	W, 7-3
6. April 21, 2018	at North Carolina	. 1 . . .	4	0	2-0	0-2	L, 8-9
7. April 28, 2018	Wake Forest	* 0 . . .	2	0	0-0	0-0	W, 5-1
8. May 5, 2018	Radford	0 . . .	8	1	0-2	7-8	W, 11-8

BARON RADCLIFF	Opponent	On Base	Inning	Outs	Count	Score	Final
1. Mar. 4, 2018	UIC	0 . . .	9	2	2-2	4-12	L, 5-12
2. Mar. 31, 2018	Miami	. . 2 .	8	2	0-2	8-4	W, 13-4
3. April 18, 2018	Kennesaw State	. 1 . . .	8	0	0-1	15-7	W, 17-7
4. May 5, 2018	Radford	. . 2 .	10	2	1-1	8-8	W, 11-8

OSCAR SERRATOS	Opponent	On Base	Inning	Outs	Count	Score	Final
1. Mar. 21, 2018	Mercer	* 0 . . .	3	0	3-2	0-3	L, 2-6
2. April 8, 2018	Florida State	0 . . .	6	2	3-2	9-1	W, 16-3
3. May 5, 2018	Radford	0 . . .	3	2	0-1	3-2	W, 11-8

LUKE WADDELL	Opponent	On Base	Inning	Outs	Count	Score	Final
1. Mar. 16, 2018	Virginia Tech	0 . . .	4	1	1-0	4-3	W, 16-9

AUSTIN WILHITE	Opponent	On Base	Inning	Outs	Count	Score	Final
1. Mar. 21, 2017	Auburn	0 . . .	5	1	1-0	0-5	L, 4-7
2. Feb. 24, 2018	Dartmouth (1)	0 . . .	2	0	1-1	2-2	W, 12-9
3. April 8, 2018	Florida State	0 . . . ITP	6	2	1-0	10-1	W, 16-3
4. April 10, 2018	at Mercer	* 0 . . .	8	0	0-1	10-7	W, 16-8
5. April 14, 2018	at Pittsburgh	0 . . .	4	2	1-0	1-0	L, 3-4
6. April 15, 2018	at Pittsburgh	. 1 . . .	4	2	2-1	2-2	L, 5-6
7. May 11, 2018	at Virginia	0 . . .	5	1	1-2	0-1	L, 6-8

TECH EXTRAS**TWO TECH TEAM CAPTAINS**

- The 2018 team elected senior Wade Bailey and junior Joey Bart as their team captains this season.
- Not only did the two combine to receive six preseason all-America honors, but one of the two team captains led the Jackets last season in hits, runs, doubles, triples, home runs, RBIs and slugging percentage.

FAMILY AFFAIR

- Head coach Danny Hall has two sons on the team this year in redshirt sophomore Carter Hall and freshman Colin Hall.
- Tech sophomores Austin and Nick Wilhite are twin brothers. Austin is 18 minutes older than Nick.
- Sophomore Paxton Rigby's father, Brad Rigby, played on Coach Hall's first-ever Tech team back in 1994.
- Senior Patrick Wiseman's older brother Joe Wiseman pitched for the Yellow Jackets from 2013-16.

GEORGIA ON THE MIND

- GT head coach Danny Hall and his staff have been known to recruit their home state of Georgia well, and the 2018 roster portrays that. 32 of the 35 active players this season are from the Peach State.
- All 11 upperclassmen are from Georgia, while 9 of the 11 sophomores and 12 of the 13 freshmen call Georgia home.
- The lone three players that are not from the state of Georgia are Chase Murray, Luke Waddell (who hail from the state of Ohio) and Paxton Rigby, who came to The Flats from Florida.

KEEPING IT IN THE JACKET FAMILY

- GT head coach Danny Hall has comprised his staff of a number of former players in assistant coach Mike Nickeas (2002-04), volunteer assistant coach Eric Patterson (2002-04), undergraduate assistant coaches Mark Pope (2009-11) and Zane Evans (2011-13) and director of operations Nick Scherer (2004-07).

JACKETS PART OF USA BASEBALL IN THE SUMMER OF 2018

- Georgia Tech baseball alum and assistant coach Mike Nickeas will serve on USA Baseball's 17U National Team Development Program (NTDP) for the second-straight year in the summer of 2018. After serving as an assistant coach for the Stripes team last year, Nickeas will be the position coach for the Stars team this year.
- Georgia Tech volunteer coach and former standout player Eric Patterson will serve on the inaugural 2018 16U National Team Development Program (NTDP) for USA Baseball this summer. Patterson will assist the Stripes team as a position coach.



STARTERS

STARTING PITCHER RECORDS

PITCHER	2018 STARTS	2018	CAREER
Micah Carpenter	-	-	0-0
Hugh Chapman	3	0-1	0-1
Xzavion Curry	14	8-3	14-7
Tristin English	9	2-4	2-4
Keyton Gibson	1	0-1	5-6
Jonathan Hughes	1	0-0	4-3
Brant Hurter	11	5-4	5-4
Jake Lee	2	0-0	4-5
Ben Schniederjans	-	-	2-5
Will Shirah	1	0-1	0-1
Connor Thomas	14	7-3	7-3

* CAREER RECORD IS RECORD AS A STARTER (NOT OVERALL)

2018 STARTING PITCHER STATS

PITCHER	STARTS	IP	W-L	ERA
Xzavion Curry	14	85.2	8-3	4.31
Connor Thomas	14	90.0	7-3	3.00
Brant Hurter	11	50.0	5-4	5.58
Tristin English	9	44.0	2-4	4.70
Hugh Chapman	3	6.2	0-1	13.50
Jake Lee	2	4.0	0-0	9.00
Keyton Gibson	1	2.0	0-1	0.00
Jonathan Hughes	1	2.0	0-0	4.50
Will Shirah	1	1.2	0-1	16.20

* STATS AS A STARTER IN 2018 (NOT OVERALL)

STARTING PITCHERS GAME-BY-GAME

PITCHER	DATE	OPPONENT	DEC.	IP	H	R	ER	BB	SO	NP	SCORE	FINAL
											W/LEFT	SCORE
Xzavion Curry	2/16	Minnesota	W	5.0	3	2	2	4	3	82	3-2	W, 3-2
Jonathan Hughes	2/17	Bradley	ND	2.0	2	1	1	4	2	44	3-1	L, 7-10
Jake Lee	2/18	UConn	ND	2.0	8	7	4	1	4	63	1-6	L, 7-9 (10)
Connor Thomas	2/20	at Ga. Southern	W	7.0	4	1	1	1	6	91	7-1	W, 7-1
Xzavion Curry	2/23	Dartmouth	W	7.0	4	0	0	0	6	91	7-0	W, 10-0
Brant Hurter	2/24	Dartmouth [1]	ND	2.2	6	2	2	1	2	58	6-2	W, 12-9
Hugh Chapman	2/24	Dartmouth [2]	ND	1.2	5	4	4	2	2	46	0-4	W, 11-5
Connor Thomas	2/27	Ark.-Pine Bluff	W	5.0	1	0	0	0	6	51	4-0	W, 8-0
Xzavion Curry	3/2	UIC	W	6.0	5	0	0	1	8	102	5-0	W, 5-0
Brant Hurter	3/3	UIC	ND	4.0	3	1	1	1	5	64	3-1	W, 3-2
Connor Thomas	3/4	UIC	ND	3.0	4	2	2	1	3	61	2-2	L, 5-12
Hugh Chapman	3/7	at Georgia State	ND	4.0	6	2	2	3	4	62	9-2	W, 12-6
Xzavion Curry	3/9	at Clemson *	ND	5.0	3	2	2	2	6	104	1-2	L, 2-3
Connor Thomas	3/10	at Clemson * [1]	L	7.0	7	5	3	0	9	94	1-5	L, 3-7
Brant Hurter	3/10	at Clemson * [2]	L	1.0	3	7	7	3	1	45	0-7	L, 2-13
Hugh Chapman	3/13	at Auburn	L	1.0	4	4	4	2	0	37	0-3	L, 7-12
Xzavion Curry	3/16	Virginia Tech *	W	5.0	8	7	7	1	5	97	8-7	W, 16-9
Connor Thomas	3/17	Virginia Tech *	L	3.2	10	5	5	0	2	62	1-5	L, 8-10
Tristin English	3/18	Virginia Tech *	ND	3.0	3	1	1	1	1	39	9-1	W, 10-6
Brant Hurter	3/20	Auburn	W	5.0	1	0	0	3	4	82	6-0	W, 6-4
Will Shirah	3/21	Mercer	L	1.2	3	3	3	3	1	35	0-3	L, 2-6
Xzavion Curry	3/23	at NC State * [1]	W	7.0	4	1	1	3	11	118	7-1	W, 13-4
Connor Thomas	3/23	at NC State * [2]	L	5.0	9	5	5	1	5	98	0-5	L, 5-2
Tristin English	3/25	at NC State *	ND	5.0	8	3	3	0	5	72	5-3	L, 6-9
Brant Hurter	3/27	Ga. Southern	W	7.0	4	0	0	0	10	89	3-0	W, 3-1
Xzavion Curry	3/30	Miami *	W	8.0	6	1	1	1	12	115	6-1	W, 6-1
Connor Thomas	3/31	Miami *	W	7.1	4	4	4	1	10	96	7-2	W, 13-4
Tristin English	4/1	Miami *	W	6.0	5	1	1	1	7	81	2-1	W, 4-1
Brant Hurter	4/3	at Georgia	L	6.1	7	3	3	3	1	103	0-1	L, 0-4
Xzavion Curry	4/6	Florida State *	L	5.0	6	4	3	1	3	104	1-4	L, 2-10
Connor Thomas	4/7	Florida State *	W	9.0	6	1	1	1	9	116	-	W, 2-1
Tristin English	4/8	Florida State *	W	6.0	8	1	1	0	3	97	11-1	W, 16-3
Brant Hurter	4/10	at Mercer	W	5.0	7	5	5	1	8	95	5-4	W, 16-8
Keyton Gibson	4/11	Georgia State	L	2.0	1	2	0	0	1	39	0-2	L, 2-5
Xzavion Curry	4/13	at Pittsburgh *	-	6.0	8	3	3	1	5	101	1-3	W, 7-3
Connor Thomas	4/14	at Pittsburgh *	-	7.1	6	2	2	1	9	90	2-1	L, 3-4 (14)
Tristin English	4/15	at Pittsburgh *	-	5.0	7	4	4	3	7	90	4-4	L, 5-6
Brant Hurter	4/18	Kennesaw State	W	5.0	7	4	4	1	5	93	13-4	W, 17-7
Xzavion Curry	4/20	at N. Carolina *	L	4.2	8	7	7	3	2	103	2-7	L, 3-9
Connor Thomas	4/21	at N. Carolina *	-	6.2	6	2	1	1	8	115	6-2	L, 8-9 (10)
Tristin English	4/22	at N. Carolina *	L	6.0	7	4	4	3	3	94	1-3	L, 3-10
Brant Hurter	4/25	Georgia	L	6.0	8	4	4	3	6	109	2-4	L, 3-8
Xzavion Curry	4/27	Wake Forest *	W	9.0	2	0	0	2	12	107	-	W, 7-0
Connor Thomas	4/28	Wake Forest *	W	9.0	4	1	1	1	17	112	-	W, 5-1
Tristin English	4/29	Wake Forest *	L	4.0	4	3	3	2	6	80	1-3	L, 3-6
Xzavion Curry	5/4	Radford	-	7.0	4	3	3	0	8	97	3-3	W, 6-5
Connor Thomas	5/5	Radford	-	6.0	7	2	2	0	4	80	7-2	W, 11-8 (10)
Brant Hurter	5/6	Radford	W	6.0	6	0	0	3	7	102	4-0	W, 4-0
Tristin English	5/8	vs. Georgia	L	5.0	8	3	3	1	4	74	0-3	L, 1-3
Xzavion Curry	5/11	at Virginia *	L	5.0	9	7	7	3	2	99	1-7	L, 6-8
Connor Thomas	5/12	at Virginia *	W	9.0	6	1	0	0	7	111	-	W, 5-1
Tristin English	5/14	at Virginia *	L	4.0	8	4	3	2	0	65	1-5	L, 4-8
Jake Lee	5/15	SEMO	-	2.0	1	0	0	0	3	39	4-0	W, 8-5
Xzavion Curry	5/17	Duke *	W	6.0	6	5	5	1	10	102	8-5	W, 9-6
Connor Thomas	5/18	Duke *	W	5.0	7	4	3	1	4	82	17-4	W, 20-7
Brant Hurter	5/19	Duke *	L	2.0	5	5	5	1	2	48	0-5	L, 5-12

**OUT OF THE BULLPEN ***

PITCHER	W-L-S	APP	ERA	IP	H	R	ER	BB	K	B/AVG.
Connor Thomas	0-0-1	1	0.00	4.0	2	0	0	0	5	.154
Jake Brace	0-0-0	2	0.00	1.1	0	0	0	0	3	.000
Cameron Turley	0-0-0	1	0.00	1.0	1	1	0	1	1	.250
Andy Archer	4-0-3	24	3.33	46.0	41	20	17	15	39	.237
Tristin English	0-0-1	5	3.86	7.0	7	3	3	0	7	.269
Micah Carpenter	1-1-0	12	3.94	16.0	15	8	7	5	8	.268
Robert Winborne	0-0-0	19	4.50	16.0	18	10	8	6	12	.290
Jared Datoc	1-3-3	26	4.86	33.1	45	21	18	9	29	.338
Bailey Combs	0-0-0	11	6.10	10.1	9	7	7	7	10	.250
Jonathan Hughes	0-3-1	12	6.14	14.2	19	15	10	13	9	.311
Hugh Chapman	0-0-0	9	6.48	8.1	9	7	6	5	8	.273
Keyton Gibson	2-0-0	11	6.75	14.2	15	12	11	12	11	.273
Will Shirah	0-0-0	3	7.71	4.2	5	5	4	6	9	.263
Oscar Serratos	0-0-0	5	8.10	3.1	5	8	3	2	3	.313
Joseph Mannelly	0-0-0	10	9.45	6.2	3	7	7	6	5	.130
Jake Lee	0-0-0	12	9.88	13.2	22	15	15	4	21	.355
Ben Schniederjans	1-1-0	7	11.57	7.0	13	9	9	2	4	.406
Brant Hurter	0-0-0	3	12.27	3.2	5	5	5	3	5	.294

* DOES NOT INCLUDE STARTS

BULLPEN**SAVE OPPORTUNITIES**

PITCHER	2018	CAREER
Andy Archer	2/2	2/2
Micah Carpenter	-	0/1
Jared Datoc	3/4	5/6
Tristin English	1/1	1/1
Jonathan Hughes	1/2	1/2
Jake Lee	-	2/2
Connor Thomas	1/1	1/2

INHERITED RUNNERS

PITCHER	2018	CAREER
Andy Archer	5/1	10/5
Jake Brace	3/1	0/0
Micah Carpenter	8/3	37/19
Hugh Chapman	4/2	4/2
Bailey Combs	4/3	10/5
Jared Datoc	28/18	75/36
Tristin English	3/0	3/0
Keyton Gibson	5/4	17/10
Jonathan Hughes	1/1	1/1
Brant Hurter	2/0	2/0
Jake Lee	12/3	36/19
Joseph Mannelly	5/1	5/1
Ben Schniederjans	3/0	11/2
Oscar Serratos	5/0	5/0
Will Shirah	0/0	0/0
Connor Thomas	0/0	3/2
Cameron Turley	0/0	0/0
Nick Wilhite	-	1/0
Robert Winborne	26/12	50/25
Patrick Wiseman	-	4/1



BULLPEN GAME-BY-GAME

OPPONENT	DATE	W-L-S	PITCHERS	INN.	IP	H	R-ER	BB-SO
Minnesota	2/16	S	Thomas (S)	6th	4.0	2	0-0	0-5
Bradley	2/17	L	Shirah, Winborne, Schniederjans (L), English, Hurter, Datoc	3rd	7.0	9	9-8	6-9
UConn	2/18	L	Gibson, Archer, Datoc (L), Serratos	3rd	8.0	4	2-0	3-2
at Georgia Southern	2/20	-	Gibson	8th	2.0	1	0-0	0-2
Dartmouth	2/23	-	Archer, Mannelly	8th	2.0	0	0-0	0-1
Dartmouth [1]	2/24	W-S	Lee, Gibson (W), Datoc (S)	3rd	6.1	9	7-7	0-9
Dartmouth [2]	2/24	W	Archer (W), Hughes, Serratos	2nd	7.1	2	1-0	1-7
Arkansas-Pine Bluff	2/27	-	English, Carpenter, Serratos	6th	4.0	2	0-0	0-5
UIC	3/2	-	Archer, Chapman	7th	3.0	2	0-0	1-0
UIC	3/3	W-S	Gibson (W), Datoc, English (S)	5th	5.0	4	1-1	1-4
UIC	3/4	L	Hughes (L), Lee, Datoc, Serratos, Carpenter	4th	6.0	9	10-4	5-4
at Georgia State	3/7	W	Schniederjans (W), Shirah, Combs, Mannelly, Winborne	5th	5.0	5	4-4	6-4
at Clemson *	3/9	L	Datoc (L)	6th	3.0	4	1-1	1-2
at Clemson * [1]	3/10	-	Archer	8th	1.0	3	2-1	0-2
at Clemson * [2]	3/10	-	Lee, Hughes, Gibson, Shirah, English	2nd	7.0	9	6-5	5-11
at Auburn	3/13	-	Gibson, Schniederjans, Winborne, Datoc, Hughes, English	2nd	7.0	10	8-8	4-5
Virginia Tech *	3/16	-	Archer, Combs	6th	4.0	5	2-2	0-1
Virginia Tech *	3/17	-	Lee, Winborne, Gibson, Datoc, Schniederjans, Chapman, Mannelly	4th	4.1	5	5-5	2-3
Virginia Tech *	3/18	W-S	Archer (W), Hughes, Winborne, Datoc (S)	4th	6.0	6	5-4	2-7
Auburn	3/20	-	Archer, Serratos, Datoc	6th	3.0	9	4-0	3-6
Mercer	3/21	-	Winborne, Schniederjans, Combs, Hughes, Chapman, Gibson, Brace, Lee	2nd	7.1	3	3-3	3-7
at NC State * [1]	3/23	-	Gibson	8th	2.0	4	3-3	2-2
at NC State * [2]	3/23	-	Archer	6th	3.0	1	0-0	0-5
at NC State *	3/25	L	Archer, Datoc (L)	6th	3.0	3	4-4	1-0
Georgia Southern	3/27	S	Chapman, Datoc (S)	8th	2.0	2	1-1	3-2
Miami *	3/30	-	Datoc	9th	1.0	1	0-0	0-0
Miami *	3/31	-	Datoc, Winborne	8th	1.2	2	0-0	2-4
Miami *	4/1	S	Archer (S)	7th	3.0	1	0-0	1-2
at Georgia	4/3	-	Datoc, Archer	7th	1.2	4	1-1	0-1
Florida State *	4/6	-	Archer, Winborne, Hughes, Combs	6th	4.0	6	6-6	3-5
Florida State *	4/7	-	-	-	-	-	-	-
Florida State *	4/8	-	Archer, Mannelly, Datoc	7th	3.0	2	2-2	0-2
at Mercer	4/10	-	Archer, Combs	6th	4.0	7	3-3	2-4
Georgia State	4/11	-	Lee, Winborne, Mannelly, Schniederjans, Hughes, Carpenter, Datoc	3rd	7.0	8	3-3	0-4
at Pittsburgh *	4/13	W	Archer (W)	7th	3.0	1	0-0	1-3
at Pittsburgh *	4/14	L	Datoc, Mannelly, Carpenter, Winborne, Hughes (L)	8th	5.2	5	2-2	6-6
at Pittsburgh *	4/15	L	Archer, Carpenter (L), Mannelly, Winborne	6th	3.0	2	2-2	2-1
Kennesaw State	4/18	-	Gibson, Winborne, Chapman, Combs, Datoc	6th	4.0	5	3-3	3-4
at North Carolina *	4/20	-	Winborne, Lee, Datoc, Combs	5th	3.1	3	2-2	1-5
at North Carolina *	4/21	L	Winborne, Archer, Mannelly, Datoc, Hughes (L), Chapman	7th	3.0	7	7-7	2-1
at North Carolina *	4/22	-	Winborne, Mannelly, Datoc, Lee, Carpenter	7th	2.0	7	6-5	1-1
Georgia	4/25	-	Lee, Mannelly, Chapman, Carpenter	7th	3.0	6	4-4	0-3
Wake Forest *	4/27	-	-	-	-	-	-	-
Wake Forest *	4/28	-	-	-	-	-	-	-
Wake Forest *	4/29	-	Hurter, Winborne, Archer, Carpenter, Lee	5th	5.0	6	3-3	3-5
Radford	5/4	W	Archer (W)	8th	2.0	3	2-1	0-2
Radford	5/5	W	Chapman, Lee, Datoc, Winborne, Carpenter (W)	7th	4.0	8	6-5	4-5
Radford	5/6	S	Combs, Archer (S)	7th	3.0	2	0-0	1-6
vs. Georgia	5/8	-	Carpenter	6th	3.0	0	0-0	1-2
at Virginia *	5/11	-	Datoc, Combs, Archer	6th	3.0	4	1-1	1-1
at Virginia *	5/12	-	-	-	-	-	-	-
at Virginia *	5/14	-	Winborne, Hurter, Carpenter, Archer	5th	4.0	6	4-4	2-2
SEMO	5/15	W-S	Combs, Datoc (W), Hughes (S)	3rd	7.0	9	5-4	3-3
Duke *	5/17	S	Archer (S)	7th	3.0	1	1-1	3-2
Duke *	5/18	-	Hughes, Datoc, Chapman, Gibson, Brace	6th	4.0	4	3-2	2-5
Duke *	5/19	-	Carpenter, Lee, Winborne, Schiederjans, Turley, Combs	3rd	7.0	9	7-6	3-5



PLAYER PROFILES • PITCHERS

#1 • XZAVION CURRY • RHP

R/R • SO. • 5-10 • 183 • ATLANTA, GA. (MAYS)

ACC PITCHER OF THE WEEK (APRIL 30, 2018)**ACC PITCHER OF THE WEEK (APRIL 2, 2018)**

	2018 SEASON HIGH	CAREER HIGH
Innings	9.0 vs. Wake Forest (4/27/18)	9.0 vs. Wake Forest (4/27/18)
Strikeouts	12, twice - last vs. Wake Forest (4/27/18)	12, twice - last vs. Wake Forest (4/27/18)
Walks	4 vs. Minnesota (2/16/18)	5 vs. Clemson (3/31/17)
Batters Faced	32 vs. Miami (3/30/18)	32 vs. Miami (3/30/18)

2018 GAME-BY-GAME

DATE	OPPONENT	S/R	W/L/S	IP	H	R	ER	BB	SO	NP
2/16	Minnesota	S	W	5.0	3	2	2	4	3	82
2/23	Dartmouth	S	W	7.0	4	0	0	0	6	91
3/2	UIC	S	W	6.0	5	0	0	1	8	102
3/9	at Clemson *	S	-	5.0	3	2	2	2	6	104
3/16	Virginia Tech *	S	W	5.0	8	7	7	1	5	97
3/23	at NC State * [1]	S	W	7.0	4	1	1	3	11	118
3/30	Miami *	S	W	8.0	6	1	1	1	12	115
4/6	Florida State *	S	L	5.0	6	4	3	1	3	104
4/13	at Pittsburgh *	S	-	6.0	8	3	3	1	5	101
4/20	at North Carolina *	S	L	4.2	8	7	7	3	2	103
4/27	Wake Forest *	S	W	9.0	2	0	0	2	12	107
5/4	Radford	S	-	7.0	4	3	3	0	8	97
5/11	at Virginia *	S	L	5.0	9	7	7	3	2	99
5/17	Duke *	S	W	6.0	6	5	5	1	10	102

CAREER STATISTICS

YEAR	ERA	W	L	APP	GS	CG	SHO	SV	IP	H	R	ER	BB	SO
2017	5.23	6	4	15	15	0	0/1	0	82.2	97	54	48	32	74
2018	4.31	8	3	14	14	1	1/2	0	85.2	76	42	41	23	93
TOTAL	4.76	14	7	29	29	1	1/3	0	168.1	173	96	89	55	167

#8 • JONATHAN HUGHES • RHP

R/R • R-SO. • 6-2 • 190 • FLOWERY BRANCH, GA. (FLOWERY BRANCH)

	2018 SEASON HIGH	CAREER HIGH
Innings	3.0, twice - last vs. SEMO (5/15/18)	6.0, three times - last vs. WCU (3/6/16)
Strikeouts	3 at Pittsburgh (4/14/18)	7 vs. Marshall (2/18/17)
Walks	4 vs. Bradley (2/17/18)	5 vs. twice - last at Auburn (4/4/17)
Batters Faced	13 vs. SEMO (5/15/18)	25 vs. UMBC (2/28/16)

2018 GAME-BY-GAME

DATE	OPPONENT	S/R	W/L/S	IP	H	R	ER	BB	SO	NP
2/17	Bradley	S	-	2.0	2	1	1	4	2	44
2/24	Dartmouth [2]	R	-	3.0	0	0	0	1	2	38
3/4	UIC	R	L	1.2	3	3	0	2	0	41
3/10	at Clemson * [2]	R	-	2.0	2	2	1	2	2	36
3/13	at Auburn	R	-	0.2	0	0	0	1	1	18
3/18	Virginia Tech *	R	-	1.0	2	2	2	1	1	22
3/21	Mercer	R	-	0.0	0	0	0	2	0	8
4/6	Florida State *	R	-	0.0	2	3	3	0	0	16
4/11	Georgia State	R	-	1.0	0	0	0	0	0	9
4/14	at Pittsburgh *	R	L	1.1	2	1	1	3	3	44
4/21	at North Carolina *	R	L	0.0	2	2	2	0	0	11
5/15	SEMO	R	S	3.0	4	1	0	1	0	45
5/18	Duke *	R	-	1.0	2	1	1	0	0	25

CAREER STATISTICS

YEAR	ERA	W	L	APP	GS	CG	SHO	SV	IP	H	R	ER	BB	SO
2016	2.45	3	1	5	5	0	0/0	0	25.2	23	9	7	7	14
2017	5.68	1	2	9	8	0	0/0	0	25.1	25	21	16	23	20
2018	5.94	0	3	13	1	0	0/0	1	16.2	21	16	11	17	11
TOTAL	4.52	4	6	27	14	0	0/0	1	67.2	69	46	34	47	45

#11 • TRISTIN ENGLISH • RHP

R/R • FR. • 6-3 • 214 • WILLIAMSON, GA. (PIKE COUNTY)

2018 ACC ALL-CONFERENCE FIRST TEAM**2018 D1BASEBALL MIDSEASON ALL-AMERICAN****2018 PERFECT GAME/RAWLINGS COLLEGE MIDSEASON ALL-AMERICAN****2016 LOUISVILLE SLUGGER FRESHMAN ALL-AMERICAN****2016 ACC ALL-CONFERENCE FIRST TEAM****2016 ACC ALL-FRESHMAN TEAM****2016 NCAA GAINESVILLE REGIONAL ALL-TOURNAMENT TEAM**

	2018 SEASON HIGH	CAREER HIGH
Innings	6.0, 3 times	6.0, 3 times
Strikeouts	7, twice - last at Pittsburgh (4/15/18)	7, twice - last at Pittsburgh (4/15/18)
Walks	3, twice - last at UNC (4/22/18)	3, twice - last at UNC (4/22/18)
Batters Faced	26, twice - last at UNC (4/22/18)	26, twice - last at UNC (4/22/18)

2018 GAME-BY-GAME

DATE	OPPONENT	S/R	W/L/S	IP	H	R	ER	BB	SO	NP
2/17	Bradley	R	-	1.2	2	2	2	0	1	-
2/27	Arkansas-Pine Bluff	R	-	2.0	1	0	0	0	4	25
3/3	UIC	R	S	1.0	1	0	0	0	1	15
3/10	at Clemson * [2]	R	-	1.0	3	1	1	0	1	17
3/13	at Auburn	R	-	1.1	0	0	0	0	0	15
3/18	Virginia Tech *	S	-	3.0	3	1	1	1	1	39
3/25	at NC State *	S	-	5.0	8	3	3	0	5	72
4/1	Miami *	S	W	6.0	5	1	1	1	7	81
4/8	Florida State *	S	W	6.0	8	1	1	0	3	97
4/15	at Pittsburgh *	S	-	5.0	7	4	4	3	7	90
4/22	at North Carolina *	S	L	6.0	7	4	4	3	3	94
4/29	Wake Forest	S	L	4.0	4	3	3	2	6	80
5/8	vs. Georgia	S	L	5.0	8	3	3	1	4	74
5/14	at Virginia *	S	L	4.0	8	4	3	2	0	65

CAREER STATISTICS

YEAR	ERA	W	L	APP	GS	CG	SHO	SV	IP	H	R	ER	BB	SO
2018	4.59	2	4	14	9	0	0/1	1	51.0	65	27	26	13	43
TOTAL	4.59	2	4	14	9	0	0/1	1	51.0	65	27	26	13	43

#13 • BEN SCHNIEDERJANS • RHP

R/R • R-SR. • 6-2 • 188 • POWDER SPRINGS GA. (HARRISON)

	2018 SEASON HIGH	CAREER HIGH
Innings	2.0 at Georgia State (3/7/18)	7.0 at Georgia State (4/19/17)
Strikeouts	2 vs. Duke (5/19/18)	6 vs. Oklahoma (3/14/17)
Walks	1, twice - last at Auburn (3/13/18)	5 vs. Georgia (4/25/17)
Batters Faced	9 at Georgia State (3/7/18)	26 at Georgia State (4/19/17)

2018 GAME-BY-GAME

DATE	OPPONENT	S/R	W/L/S	IP	H	R	ER	BB	SO	NP
2/17	Bradley	R	L	1.1	3	2	2	1	1	35
3/7	at Georgia State	R	W	2.0	2	0	0	0	0	29
3/13	at Auburn	R	-	0.2	2	2	2	1	0	32
3/17	Virginia Tech	R	-	1.0	0	0	0	0	0	10
3/21	Mercer	R	-	0.0	3	3	3	0	0	23
4/11	Georgia State	R	-	1.0	3	2	2	0	1	17
5/19	Duke	R	-	1.0	0	0	0	0	2	14

CAREER STATISTICS

YEAR	ERA	W	L	APP	GS	CG	SHO	SV	IP	H	R	ER	BB	SO
2014	5.40	0	0	13	0	0	0/0	0	15.0	15	10	9	9	11
2015	6.75	0	1	4	2	0	0/0	0	13.1	19	10	10	7	10
2016									Missed the season due to injury					
2017	5.06	2	4	15	9	0	0/2	0	42.2	35	27	24	25	31
2018	11.57	1	1	7	0	0	0/0	0	7.0	13	9	9	2	4
TOTAL	6.00	3	6	39	11	0	0/2	0	78.0	82	56	52	43	56



PLAYER PROFILES • PITCHERS

#15 • HUGH CHAPMAN • RHP

R/R • FR. • 6-3 • 213 • SMYRNA, GA. (HOLY INNOCENTS' EPISCOPAL)

	2018 SEASON HIGH	CAREER HIGH
Innings	4.0 at Georgia State (3/7/18)	4.0 at Georgia State (3/7/18)
Strikeouts	4 at Georgia State (3/7/18)	4 at Georgia State (3/7/18)
Walks	3 at Georgia State (3/7/18)	3 at Georgia State (3/7/18)
Batters Faced	19 at Georgia State (3/7/18)	19 at Georgia State (3/7/18)

2018 GAME-BY-GAME

DATE	OPPONENT	S/R	W/L/S	IP	H	R	ER	BB	SO	NP
2/24	Dartmouth [2]	S	-	1.2	5	4	4	2	2	46
3/2	UIC	R	-	1.0	0	0	0	0	0	9
3/7	at Georgia State	S	-	4.0	6	2	2	3	4	62
3/13	at Auburn	S	L	1.0	4	4	4	2	0	37
3/17	Virginia Tech *	R	-	1.0	0	0	0	1	1	13
3/21	Mercer	R	-	2.0	0	0	0	0	3	29
3/27	Georgia Southern	R	-	1.0	2	1	1	2	1	27
4/18	Kennesaw State	R	-	1.0	3	2	2	1	1	15
4/21	at North Carolina *	R	-	0.1	0	0	0	0	0	4
4/25	Georgia	R	-	0.2	1	0	0	0	0	7
5/5	Radford	R	-	0.1	2	4	3	1	1	19
5/18	Duke *	R	-	1.0	1	0	0	0	1	15

CAREER STATISTICS

YEAR	ERA	W	L	APP	GS	CG	SHO	SV	IP	H	R	ER	BB	SO
2018	9.60	0	1	12	3	0	0/1	0	15.0	24	17	16	12	14
TOTAL	9.60	0	1	12	3	0	0/1	0	15.0	24	17	16	12	14

#18 • CAMERON TURLEY • RHP

R/R • FR. • 6-4 • 201 • DACULA, GA. (MILL CREEK)

	2018 SEASON HIGH	CAREER HIGH
Innings	1.0 vs. Duke (5/19/18)	1.0 vs. Duke (5/19/18)
Strikeouts	1 vs. Duke (5/19/18)	1 vs. Duke (5/19/18)
Walks	1 vs. Duke (5/19/18)	1 vs. Duke (5/19/18)
Batters Faced	5 vs. Duke (5/19/18)	5 vs. Duke (5/19/18)

2018 GAME-BY-GAME

DATE	OPPONENT	S/R	W/L/S	IP	H	R	ER	BB	SO	NP
5/19	Duke *	R	-	1.0	1	1	0	1	1	25

CAREER STATISTICS

YEAR	ERA	W	L	APP	GS	CG	SHO	SV	IP	H	R	ER	BB	SO
2018	0.00	0	0	1	0	0	0/0	0	1.0	1	1	0	1	1
TOTAL	0.00	0	0	1	0	0	0/0	0	1.0	1	1	0	1	1

#21 • BRANT HURTER • LHP

L/L • FR. • 6-6 • 228 • CANTON, GA. (WOODSTOCK)

	2018 SEASON HIGH	CAREER HIGH
Innings	7.0 vs. Georgia Southern (3/27/18)	7.0 vs. Georgia Southern (3/27/18)
Strikeouts	10 vs. Georgia Southern (3/27/18)	10 vs. Georgia Southern (3/27/18)
Walks	3, 5 times	3, 5 times
Batters Faced	28, twice - last vs. Georgia (4/25/18)	28, twice - last vs. Georgia (4/25/18)

2018 GAME-BY-GAME

DATE	OPPONENT	S/R	W/L/S	IP	H	R	ER	BB	SO	NP
2/17	Bradley	R	-	0.0	0	1	1	1	0	-
2/24	Dartmouth [1]	S	-	2.2	6	2	2	1	2	58
3/3	UIC	S	-	4.0	3	1	1	1	5	64
3/10	at Clemson * [2]	S	L	1.0	3	7	7	3	1	45
3/20	Auburn	S	W	5.0	1	0	0	3	4	82
3/27	Georgia Southern	S	W	7.0	4	0	0	0	10	89
4/3	at Georgia	S	L	6.1	7	3	3	3	1	103
4/10	at Mercer	S	W	5.0	7	5	5	1	8	95
4/18	Kennesaw State	S	W	5.0	7	4	4	1	5	93
4/25	Georgia	S	L	6.0	8	4	4	3	6	109
4/29	Wake Forest	R	-	1.2	2	2	2	1	4	31
5/6	Radford	S	W	6.0	6	0	0	3	7	102
5/14	at Virginia *	R	-	2.0	3	2	2	1	1	40
5/19	Duke *	S	L	2.0	5	5	5	1	2	48

CAREER STATISTICS

YEAR	ERA	W	L	APP	GS	CG	SHO	SV	IP	H	R	ER	BB	SO
2018	6.04	5	4	14	11	0	0/1	0	53.2	62	36	36	23	56
TOTAL	6.04	5	4	14	11	0	0/1	0	53.2	62	36	36	23	56

#23 • OSCAR SERRATOS • RHP

R/R • FR. • 6-3 • 183 • LAWRENCEVILLE, GA. (GRAYSON)

	2018 SEASON HIGH	CAREER HIGH
Innings	1.0, twice - last vs. UAPB (2/27/18)	1.0, twice - last vs. UAPB (2/27/18)
Strikeouts	1, 3 times	1, 3 times
Walks	1, twice - last vs. Auburn (3/20/18)	1, twice - last vs. Auburn (3/20/18)
Batters Faced	7 vs. UIC (3/4/18)	7 vs. UIC (3/4/18)

2018 GAME-BY-GAME

DATE	OPPONENT	S/R	W/L/S	IP	H	R	ER	BB	SO	NP
2/17	UConn	R	-	0.1	0	0	0	0	0	3
2/24	Dartmouth [2]	R	-	1.0	1	0	0	0	1	18
2/27	Arkansas-Pine Bluff	R	-	1.0	1	0	0	0	1	11
3/4	UIC	R	-	0.2	2	5	3	1	0	26
3/20	Auburn	R	-	0.1	1	3	0	1	1	17

CAREER STATISTICS

YEAR	ERA	W	L	APP	GS	CG	SHO	SV	IP	H	R	ER	BB	SO
2018	8.10	0	0	5	0	0	0/1	0	3.1	5	8	3	2	3
TOTAL	8.10	0	0	5	0	0	0/1	0	3.1	5	8	3	2	3



PLAYER PROFILES • PITCHERS

#24 • JAKE LEE • RHP

R/R • JR. • 5-11 • 175 • BROOKS, GA. (WHITEWATER)

	2018 SEASON HIGH	CAREER HIGH
Innings	3.0 vs. Dartmouth (2/24/18)	9.0 at Duke (5/14/17)
Strikeouts	5, twice - last at Clemson (3/10/18)	6 vs. Connecticut (6/3/16)
Walks	2 vs. Duke (5/19/18)	4 at Notre Dame (4/9/17)
Batters Faced	16, twice - last vs. Dartmouth (2/24/18)	37 at Duke (5/14/17)

2018 GAME-BY-GAME

DATE	OPPONENT	S/R	W/L/S	IP	H	R	ER	BB	SO	NP
2/18	UConn	S	-	2.0	8	7	4	1	4	63
2/24	Dartmouth [1]	R	-	3.0	6	5	5	0	5	61
3/4	UIC	R	-	2.1	3	1	1	0	3	34
3/10	at Clemson * [2]	R	-	2.0	3	2	2	1	5	43
3/17	Virginia Tech *	R	-	0.2	1	2	2	0	2	23
3/21	Mercer	R	-	1.0	0	0	0	1	1	19
4/11	Georgia State	R	-	0.0	0	0	0	0	0	0
4/20	at North Carolina *	R	-	1.0	1	0	0	0	1	15
4/22	at North Carolina *	R	-	0.2	0	0	0	0	1	10
4/25	Georgia	R	-	1.0	3	2	2	0	1	13
4/29	Wake Forest *	R	-	0.1	0	0	0	0	1	6
5/5	Radford	R	-	0.0	2	0	0	0	0	6
5/15	SEMO	S	-	2.0	1	0	0	0	3	39
5/19	Duke *	R	-	1.2	3	3	3	2	1	37

CAREER STATISTICS

YEAR	ERA	W	L	APP	GS	CG	SHO	SV	IP	H	R	ER	BB	SO
2016	6.80	3	3	19	7	0	0/1	1	45.0	64	38	34	15	26
2017	6.10	4	2	16	6	1	0/0	1	51.2	53	36	35	19	30
2018	9.68	0	0	14	2	0	0/0	0	17.2	31	22	19	5	28
TOTAL	6.93	7	5	49	15	1	0/1	2	114.1	148	96	88	39	84

#27 • PATRICK WISEMAN • RHP

L/R • SR. • 6-5 • 223 • ROSWELL, GA. (POPE)

	2018 SEASON HIGH	CAREER HIGH
Innings	-	1.1, twice - last at Miami (5/15/15)
Strikeouts	-	2 vs. Georgia Southern (3/10/15)
Walks	-	2, 4 times
Batters Faced	-	8 at Miami (5/15/15)

2018 GAME-BY-GAME

DATE	OPPONENT	S/R	W/L/S	IP	H	R	ER	BB	SO	NP
------	----------	-----	-------	----	---	---	----	----	----	----

CAREER STATISTICS

YEAR	ERA	W	L	APP	GS	CG	SHO	SV	IP	H	R	ER	BB	SO
2015	5.87	0	0	8	0	0	0/0	0	7.2	12	6	5	5	5
2016	19.29	0	0	5	0	0	0/0	0	2.1	2	5	5	8	3
2017							Did not pitch							
2018														
TOTAL	9.00	0	0	13	0	0	0/0	0	10.0	14	11	10	13	8

#28 • JARED DATOC • RHP

R/R • SR. • 5-8 • 203 • ATLANTA, GA. (PACE ACADEMY)

2018 NCBWA STOPPER OF THE YEAR PRESEASON WATCH LIST

	2018 SEASON HIGH	CAREER HIGH
Innings	3.2 vs. UConn (2/18/18)	5.0 vs. Miami (5/23/17)
Strikeouts	3, 4 times	6 vs. Georgia State (2/28/17)
Walks	2 vs. UIC (3/4/18)	4 vs. North Carolina (3/21/15)
Batters Faced	18 vs. UConn (2/18/18)	18 vs. UConn (2/18/18)

2018 GAME-BY-GAME

DATE	OPPONENT	S/R	W/L/S	IP	H	R	ER	BB	SO	NP
2/17	Bradley	R	-	1.0	0	0	0	0	1	-
2/18	UConn	R	L	3.2	3	2	0	1	1	68
2/24	Dartmouth [1]	R	S	2.0	0	0	0	0	3	19
3/3	UIC	R	-	2.0	2	1	1	0	2	28
3/4	UIC	R	-	0.2	0	0	0	2	1	20
3/9	at Clemson *	R	L	3.0	4	1	1	1	2	43
3/13	at Auburn	R	-	0.2	2	1	1	0	0	10
3/17	Virginia Tech *	R	-	0.2	1	0	0	0	0	12
3/18	Virginia Tech *	R	S	2.2	0	0	0	0	3	37
3/20	Auburn	R	-	1.2	4	1	0	1	2	47
3/25	at NC State *	R	L	0.1	3	4	4	1	0	25
3/27	Georgia Southern	R	S	1.0	0	0	0	1	1	12
3/30	Miami *	R	-	1.0	1	0	0	0	0	6
3/31	Miami *	R	-	0.2	1	0	0	1	2	22
4/3	at Georgia	R	-	0.2	3	1	1	0	0	14
4/8	Florida State *	R	-	1.0	0	0	0	0	1	13
4/11	Georgia State	R	-	1.0	1	0	0	0	1	13
4/14	at Pittsburgh *	R	-	0.1	3	1	1	1	0	22
4/18	Kennesaw State	R	-	1.0	1	0	0	0	0	6
4/20	at North Carolina *	R	-	1.0	1	1	1	0	3	16
4/21	at North Carolina *	R	-	1.1	2	1	1	0	0	7
4/22	at North Carolina *	R	-	0.1	4	3	3	0	0	18
5/5	Radford	R	-	0.2	2	2	2	0	1	18
5/11	at Virginia *	R	-	1.0	3	1	1	0	0	19
5/15	SEMO	R	W	3.0	3	1	1	0	2	52
5/18	Duke *	R	-	1.0	1	0	0	0	3	17

CAREER STATISTICS

YEAR	ERA	W	L	APP	GS	CG	SHO	SV	IP	H	R	ER	BB	SO
2015	6.52	0	0	10	0	0	0/0	0	9.2	13	8	7	7	7
2016	4.70	0	0	9	0	0	0/0	0	7.2	10	7	4	5	7
2017	3.77	6	1	32	0	0	0/1	2	57.1	56	27	24	23	51
2018	4.86	1	3	26	0	0	0/0	3	33.1	45	21	18	9	29
TOTAL	4.42	7	4	77	0	0	0/1	5	108.0	124	63	53	44	94

#29 • BAILEY COMBS • RHP

R/R • JR. • 5-11 • 208 • SMYRNA, GA. (WHITEFIELD ACADEMY)

	2018 SEASON HIGH	CAREER HIGH
Innings	1.0, 10 times	3.0 vs. Mercer (4/19/16)
Strikeouts	2, twice - last vs. KSU (4/18/18)	4, twice - last at Georgia (4/11/17)
Walks	2, twice - last vs. SEMO (5/15/18)	2, 7 times
Batters Faced	7 vs. Virginia Tech (3/16/18)	11, 3 times

2018 GAME-BY-GAME

DATE	OPPONENT	S/R	W/L/S	IP	H	R	ER	BB	SO	NP
3/7	at Georgia State	R	-	1.0	0	0	0	2	1	27
3/16	Virginia Tech *	R	-	1.0	2	2	2	0	1	21
3/21	Mercer	R	-	1.0	0	0	0	0	0	17
4/6	Florida State *	R	-	1.0	2	1	1	1	1	20
4/10	at Mercer	R	-	1.0	2	0	0	0	2	24
4/18	Kennesaw State	R	-	1.0	0	0	0	0	2	11
4/20	at North Carolina *	R	-	1.0	1	1	1	1	0	16
5/6	Radford	R	-	0.1	0	0	0	1	1	12
5/11	at Virginia *	R	-	1.0	0	0	0	0	1	13
5/15	SEMO	R	-	1.0	2	3	3	2	1	27
5/19	Duke *	R	-	1.0	0	0	0	0	0	10

CAREER STATISTICS

YEAR	ERA	W	L	APP	GS	CG	SHO	SV	IP	H	R	ER	BB	SO
2016	0.64	0	0	11	0	0	0/0	0	14.0	5	1	1	10	14
2017	5.21	0	1	14	0	0	0/0	0	19.0	25	16	11	10	18
2018	6.10	0	0	11	0	0	0/1	0	10.1	9	7	7	7	10
TOTAL	3.95	0	1	36	0	0	0/1	0	43.1	39	24	19	27	42



PLAYER PROFILES • PITCHERS

#31 • NICK WILHITE • LHP

L/L • SO. • 5-9 • 150 • BUFORD, GA. (BUFORD)

	2018 SEASON HIGH	CAREER HIGH
Innings	-	0.1 at Miami (3/12/17)
Strikeouts	-	-
Walks	-	1, twice - last at N. Carolina (3/19/17)
Batters Faced	-	4 at Miami (3/12/17)

2018 GAME-BY-GAME

DATE	OPPONENT	S/R	W/L/S	IP	H	R	ER	BB	SO	NP
------	----------	-----	-------	----	---	---	----	----	----	----

CAREER STATISTICS

YEAR	ERA	W	L	APP	GS	CG	SHO	SV	IP	H	R	ER	BB	SO
2017	81.00	0	0	2	0	0	0/0	0	0.1	1	3	3	2	0
2018														
TOTAL	81.00	0	0	2	0	0	0/0	0	0.1	1	3	3	2	0

#32 • JOSEPH MANNELLY • LHP

L/L • FR. • 6-3 • 212 • ATLANTA, GA. (MARIST SCHOOL)

	2018 SEASON HIGH	CAREER HIGH
Innings	1.0, 5 times	1.0, 5 times
Strikeouts	1, 5 times	1, 5 times
Walks	3 at Georgia State (3/7/18)	3 at Georgia State (3/7/18)
Batters Faced	6 at Georgia State (3/7/18)	6 at Georgia State (3/7/18)

2018 GAME-BY-GAME

DATE	OPPONENT	S/R	W/L/S	IP	H	R	ER	BB	SO	NP
2/23	Dartmouth	R	-	1.0	0	0	0	0	1	10
3/7	at Georgia State	R	-	0.2	1	4	4	3	1	25
3/17	Virginia Tech *	R	-	1.0	0	0	0	0	0	6
4/8	Florida State	R	-	1.0	0	0	0	0	1	11
4/11	Georgia State	R	-	1.0	0	0	0	0	0	13
4/14	at Pittsburgh *	R	-	0.1	0	0	0	1	1	9
4/15	at Pittsburgh *	R	-	1.0	0	0	0	1	1	15
4/21	at North Carolina *	R	-	0.1	0	0	0	0	0	6
4/22	at North Carolina *	R	-	0.0	0	1	1	1	0	5
4/25	Georgia	R	-	0.1	2	2	2	0	0	14

CAREER STATISTICS

YEAR	ERA	W	L	APP	GS	CG	SHO	SV	IP	H	R	ER	BB	SO
2018	9.45	0	0	10	0	0	0/1	0	6.2	3	7	7	6	5
TOTAL	9.45	0	0	10	0	0	0/1	0	6.2	3	7	7	6	5

#34 • WILL SHIRAH • LHP

S/L • FR. • 6-2 • 195 • BLUE RIDGE, GA. (FANNIN COUNTY)

	2018 SEASON HIGH	CAREER HIGH
Innings	2.2 vs. Bradley (2/17/18)	2.2 vs. Bradley (2/17/18)
Strikeouts	6 vs. Bradley (2/17/18)	6 vs. Bradley (2/17/18)
Walks	4 vs. Bradley (2/17/18)	4 vs. Bradley (2/17/18)
Batters Faced	16 vs. Bradley (2/17/18)	16 vs. Bradley (2/17/18)

2018 GAME-BY-GAME

DATE	OPPONENT	S/R	W/L/S	IP	H	R	ER	BB	SO	NP
2/17	Bradley	R	-	2.2	3	4	3	4	6	74
3/7	at Georgia State	R	-	1.0	1	0	0	1	2	19
3/10	at Clemson * [2]	R	-	1.0	1	1	1	1	1	25
3/21	Mercer	S	L	1.2	3	3	3	3	1	35

CAREER STATISTICS

YEAR	ERA	W	L	APP	GS	CG	SHO	SV	IP	H	R	ER	BB	SO
2018	9.95	0	1	4	1	0	0/0	0	6.1	8	8	7	9	10
TOTAL	9.95	0	1	4	1	0	0/0	0	6.1	8	8	7	9	10

#37 • KEYTON GIBSON • RHP

R/R • JR. • 6-2 • 207 • BUFORD, GA. (BUFORD)

	2018 SEASON HIGH	CAREER HIGH
Innings	3.0 vs. UConn (2/18/18)	7.0 at UIC (4/28/17)
Strikeouts	2, 3 times	7 vs. Savannah State (5/10/16)
Walks	2, 4 times	6 vs. Duke (4/3/16)
Batters Faced	12 at NC State (3/23/18)	26 at UIC (4/28/17)

2018 GAME-BY-GAME

DATE	OPPONENT	S/R	W/L/S	IP	H	R	ER	BB	SO	NP
2/18	UConn	R	-	3.0	0	0	0	2	1	51
2/20	at Georgia Southern	R	-	2.0	1	0	0	0	2	29
2/24	Dartmouth [1]	R	W	1.1	3	2	2	0	1	25
3/3	UIC	R	W	2.0	1	0	0	1	1	31
3/10	at Clemson * [2]	R	-	1.0	0	0	0	1	2	18
3/13	at Auburn	R	-	1.1	4	1	1	1	1	37
3/17	Virginia Tech *	R	-	0.1	2	3	3	1	0	20
3/21	Mercer	R	-	1.0	0	0	0	0	1	15
3/23	at NC State * [1]	R	-	2.0	4	3	3	2	2	46
4/11	Georgia State	S	L	2.0	1	2	0	0	1	39
4/18	Kennesaw State	R	-	0.0	0	1	1	2	0	8
5/18	Duke *	R	-	0.2	0	2	1	2	0	21

CAREER STATISTICS

YEAR	ERA	W	L	APP	GS	CG	SHO	SV	IP	H	R	ER	BB	SO
2016	4.40	3	2	20	5	0	0/1	0	43.0	44	23	21	31	27
2017	8.10	2	3	13	8	0	0/1	0	36.2	37	55	33	22	23
2018	5.94	2	1	12	1	0	0/0	0	16.2	16	14	11	11	12
TOTAL	6.07	7	6	45	14	0	0/2	0	96.1	97	72	65	65	62

#38 • ROBERT WINBORNE • RHP

R/R • JR. • 6-2 • 192 • ATLANTA, GA. (THE LOVETT SCHOOL)

	2018 SEASON HIGH	CAREER HIGH
Innings	2.2 at Pittsburgh (4/14/18)	3.1, twice - last vs. N. Carolina (3/18/17)
Strikeouts	3 at Auburn (3/13/18)	4, twice - last vs. N. Carolina (3/18/17)
Walks	1, 5 times	3 vs. Boston College (5/21/16)
Batters Faced	11 at Auburn (3/13/18)	13, twice - last vs. N. Carolina (3/18/17)

2018 GAME-BY-GAME

DATE	OPPONENT	S/R	W/L/S	IP	H	R	ER	BB	SO	NP
2/17	Bradley	R	-	0.1	1	0	0	0	0	3
3/7	at Georgia State	R	-	0.1	1	0	0	0	0	11
3/13	at Auburn	R	-	2.1	2	4	4	1	3	41
3/17	Virginia Tech *	R	-	0.2	1	0	0	0	0	10
3/18	Virginia Tech *	R	-	0.1	4	3	2	0	1	17
3/21	Mercer	R	-	1.1	0	0	0	0	0	12
3/31	Miami *	R	-	1.0	1	0	0	0	2	22
4/6	Florida State *	R	-	1.0	0	0	0	1	0	15
4/11	Georgia State	R	-	2.0	2	1	1	0	2	34
4/14	at Pittsburgh *	R	-	2.2	0	0	0	1	1	32
4/15	at Pittsburgh *	R	-	0.1	0	0	0	1	0	7
4/18	Kennesaw State	R	-	1.0	1	0	0	0	1	13
4/20	at North Carolina *	R	-	0.1	0	0	0	0	1	4
4/21	at North Carolina *	R	-	0.1	0	0	0	0	0	4
4/22	at North Carolina *	R	-	0.0	1	2	1	0	0	7
4/29	Wake Forest *	R	-	0.1	1	0	0	0	0	8
5/5	Radford	R	-	1.0	2	0	0	1	1	28
5/14	at Virginia *	R	-	0.1	0	0	0	0	0	1
5/19	Duke *	R	-	0.1	1	0	0	0	0	11

CAREER STATISTICS

YEAR	ERA	W	L	APP	GS	CG	SHO	SV	IP	H	R	ER	BB	SO
2016	7.20	0	0	10	0	0	0/1	0	10.0	16	9	8	6	6
2017	7.78	0	0	17	0	0	0/0	0	19.2	30	18	17	9	22
2018	4.50	0	0	19	0	0	0/0	0	16.0	18	10	8	6	12
TOTAL	6.50	0	0	46	0	0	0/1	0	45.2	64	37	33	21	40



PLAYER PROFILES • PITCHERS

#39 • JAKE BRACE • RHP

R/R • FR. • 5-11 • 182 • SUWANEE, GA. (NORTH GWINNETT)

	2018 SEASON HIGH	CAREER HIGH
Innings	1.0 vs. Mercer (3/21/18)	1.0 vs. Mercer (3/21/18)
Strikeouts	2 vs. Mercer (3/21/18)	2 vs. Mercer (3/21/18)
Walks	-	-
Batters Faced	4 vs. Mercer (3/21/18)	vs. Mercer (3/21/18)

2018 GAME-BY-GAME

DATE	OPPONENT	S/R	W/L/S	IP	H	R	ER	BB	SO	NP
3/21	Mercer	R	-	1.0	0	0	0	0	2	8
4/18	Duke	R	-	0.1	0	0	0	0	1	4

CAREER STATISTICS

YEAR	ERA	W	L	APP	GS	CG	SHO	SV	IP	H	R	ER	BB	SO
2018	0.00	0	0	2	0	0	0/0	0	1.1	0	0	0	0	3
TOTAL	0.00	0	0	2	0	0	0/0	0	1.1	0	0	0	0	3

#40 • MICAH CARPENTER • RHP

R/R • JR. • 5-11 • 192 • JEFFERSON, GA. (JEFFERSON)

	2018 SEASON HIGH	CAREER HIGH
Innings	3.0 vs. Georgia (5/8/18)	3.2 vs. Virginia (5/19/17)
Strikeouts	2, 3 times	4, twice - last at Virginia Tech (4/21/17)
Walks	2 vs. Radford (5/5/18)	5 vs. Mercer (4/19/16)
Batters Faced	10 vs. Duke (5/19/18)	17 vs. Virginia (5/19/17)

2018 GAME-BY-GAME

DATE	OPPONENT	S/R	W/L/S	IP	H	R	ER	BB	SO	NP
2/27	Arkansas-Pine Bluff	R	-	1.0	0	0	0	0	0	6
3/4	UIC	R	-	0.2	1	1	0	0	0	14
4/11	Georgia State	R	-	1.0	2	0	0	0	0	11
4/14	at Pittsburgh *	R	-	1.0	0	0	0	0	1	12
4/15	at Pittsburgh *	R	L	0.2	2	2	2	0	0	6
4/22	at North Carolina *	R	-	1.0	2	0	0	0	0	8
4/25	Georgia	R	-	1.0	0	0	0	0	2	8
4/29	Wake Forest *	R	-	1.2	2	0	0	1	0	26
5/5	Radford	R	W	2.0	0	0	0	2	2	35
5/8	vs. Georgia	R	-	3.0	0	0	0	1	2	40
5/14	at Virginia *	R	-	1.0	2	2	2	1	0	15
5/19	Duke *	R	-	2.0	4	3	3	0	1	35

CAREER STATISTICS

YEAR	ERA	W	L	APP	GS	CG	SHO	SV	IP	H	R	ER	BB	SO
2016	7.52	2	0	21	1	0	0/0	0	26.1	36	26	22	20	25
2017	2.56	0	3	24	0	0	0/1	0	31.2	30	11	9	15	28
2018	3.94	1	1	12	0	0	0/1	0	16.0	15	8	7	5	8
TOTAL	4.62	3	4	57	1	0	0/2	0	74.0	81	45	38	40	61

#42 • CONNOR THOMAS • LHP

L/L • SO. • 5-11 • 156 • OMEGA, GA. (TIFT COUNTY)

2018 ACC ALL-CONFERENCE FIRST TEAM

ACC PITCHER OF THE WEEK (MAY 14, 2018)

NCBWA NATIONAL PITCHER OF THE MONTH (APRIL 2018)

PERFECT GAME/RAWLINGS COLLEGE PITCHER OF THE WEEK (MAY 1, 2018)

COLLEGIATE BASEBALL NATIONAL PLAYER OF THE WEEK (APRIL 30, 2018)

ACC CO-PITCHER OF THE WEEK (APRIL 9, 2018)

	2017 SEASON HIGH	CAREER HIGH
Innings	9.0, 3 times	9.0, 3 times
Strikeouts	17 vs. Wake Forest (4/28/18)	17 vs. Wake Forest (4/28/18)
Walks	1, 9 times	3 vs. Virginia (5/20/17)
Batters Faced	38 at Virginia (5/12/18)	38 at Virginia (5/12/18)

2018 GAME-BY-GAME

DATE	OPPONENT	S/R	W/L/S	IP	H	R	ER	BB	SO	NP
2/16	Minnesota	R	S	4.0	2	0	0	0	5	42
2/20	at Georgia Southern	S	W	7.0	4	1	1	1	6	91
2/27	Arkansas-Pine Bluff	S	W	5.0	1	0	0	0	6	51
3/4	UIC	S	-	3.0	4	2	2	1	3	61
3/10	at Clemson * [1]	S	L	7.0	7	5	3	0	9	94
3/17	Virginia Tech *	S	L	3.2	10	5	5	0	2	62
3/23	at NC State * [2]	S	L	5.0	9	5	5	1	5	98
3/31	Miami *	S	W	7.1	4	4	4	1	10	96
4/7	Florida State *	S	W	9.0	6	1	1	1	9	116
4/14	at Pittsburgh *	S	-	7.1	6	2	2	1	9	90
4/21	at North Carolina *	S	-	6.2	6	2	1	1	8	115
4/28	Wake Forest *	S	W	9.0	4	1	1	1	17	112
5/5	Radford	S	-	6.0	7	2	2	0	4	80
5/12	at Virginia *	S	W	9.0	6	1	0	0	7	111
5/18	Duke *	S	W	5.0	7	4	3	1	4	82

CAREER STATISTICS

YEAR	ERA	W	L	APP	GS	CG	SHO	SV	IP	H	R	ER	BB	SO
2017	11.32	0	1	6	1	0	0/0	0	10.1	16	15	13	9	5
2018	2.87	7	3	15	14	3	0/1	1	94.0	83	35	30	9	104
TOTAL	3.71	7	4	21	15	3	0/1	1	104.1	99	50	43	18	109



PLAYER PROFILES • PITCHERS

#45 • ANDY ARCHER • RHP

R/R • SO. • 6-4 • 210 • DULUTH, GA. (WESLEYAN SCHOOL)

	2018 SEASON HIGH	CAREER HIGH
Innings	3.1 vs. Dartmouth (2/24/18)	3.1 vs. Dartmouth (2/24/18)
Strikeouts	5, twice - last vs. Radford (5/6/18)	5, twice - last vs. Radford (5/6/18)
Walks	3 vs. Duke (5/17/18)	3 vs. Duke (5/17/18)
Batters Faced	15 at Mercer (4/10/18)	15 at Mercer (4/10/18)

2018 GAME-BY-GAME

DATE	OPPONENT	S/R	W/L/S	IP	H	R	ER	BB	SO	NP
2/18	UConn	R	-	1.0	1	0	0	0	0	10
2/23	Dartmouth	R	-	1.0	0	0	0	0	0	3
2/24	Dartmouth [2]	R	W	3.1	1	1	0	0	4	39
3/2	UIC	R	-	2.0	2	0	0	1	0	33
3/10	at Clemson * [1]	R	-	1.0	3	2	1	0	2	20
3/16	Virginia Tech *	R	-	3.0	3	0	0	0	0	29
3/18	Virginia Tech *	R	W	2.0	0	0	0	1	2	26
3/20	Auburn	R	-	2.0	4	0	0	1	3	40
3/23	at NC State * [2]	R	-	3.0	1	0	0	0	5	35
3/25	at NC State *	R	-	2.2	2	2	2	0	0	30
4/1	Miami *	R	S	3.0	1	0	0	1	2	51
4/3	at Georgia	R	-	1.0	1	0	0	0	1	10
4/6	Florida State *	R	-	2.0	2	2	2	1	4	37
4/8	Florida State *	R	-	1.0	2	2	2	0	0	13
4/10	at Mercer	R	-	3.0	5	3	3	2	2	64
4/13	at Pittsburgh *	R	W	3.0	1	0	0	1	3	39
4/15	at Pittsburgh *	R	-	1.0	0	0	0	0	0	6
4/21	at North Carolina *	R	-	0.2	3	4	4	2	1	21
4/29	Wake Forest *	R	-	1.0	1	1	1	1	0	30
5/4	Radford	R	W	2.0	3	2	1	0	2	30
5/6	Radford	R	S	2.2	2	0	0	0	5	28
5/11	at Virginia *	R	-	1.0	1	0	0	1	0	19
5/14	at Virginia *	R	-	0.2	1	0	0	0	1	17
5/17	Duke *	R	S	3.0	1	1	1	3	2	50

CAREER STATISTICS

YEAR	ERA	W	L	APP	GS	CG	SHO	SV	IP	H	R	ER	BB	SO
2017	4.82	0	0	7	0	0	0/0	0	9.1	7	5	5	4	7
2018	3.33	4	0	24	0	0	0/3	3	46.0	41	20	17	15	39
TOTAL	3.58	4	0	31	0	0	0/3	3	55.1	48	25	22	19	46



PLAYER PROFILES • POSITION PLAYERS

#1 • XZAVION CURRY • INF

R/R • SO. • 5-10 • 183 • ATLANTA, GA. (MAYS)

	2018 SEASON HIGH	CAREER HIGH
Hits	-	2 vs. Louisville (4/15/17)
Runs	-	-
RBIs	-	2 vs. Louisville (4/15/17)
Doubles	-	-
Triples	-	-
Home Runs	-	-
Stolen Bases	-	-

2018 GAME-BY-GAME

DATE	OPPONENT	GS	AB	R	H	RBI	2B	3B	HR	BB	SB
------	----------	----	----	---	---	-----	----	----	----	----	----

CAREER STATISTICS

YEAR	AVG	GP-GS	AB	R	H	2B	3B	HR	RBI	SLG	BB	SO	OBP	SB-A	FLD
2017	.500	4-1	6	0	3	0	0	0	3	.500	0	1	.500	0-0	.818
2018															
TOTAL	.500	4-1	6	0	3	0	0	0	3	.500	0	1	.500	0-0	.818

#2 • CARTER HALL • OF/INF

R/R • R-SO. • 6-0 • 181 • ALPHARETTA, GA. (WESLEYAN SCHOOL)

	2018 SEASON HIGH	CAREER HIGH
Hits	2 at Georgia State (3/7/18)	2, 5 times
Runs	2 at Georgia State (3/7/18)	2, twice - last at Georgia State (3/7/18)
RBIs	3, twice - last at Georgia State (3/7/18)	3, twice - last at Georgia State (3/7/18)
Doubles	1 at Georgia State (3/7/18)	1, 5 times
Triples	-	-
Home Runs	1, twice - last at Georgia State (3/7/18)	1, 4 times
Stolen Bases	-	1, 4 times

2018 GAME-BY-GAME

DATE	OPPONENT	GS	AB	R	H	RBI	2B	3B	HR	BB	SB
3/2	UIC	*	4	1	1	3	0	0	1	0	0
3/3	UIC	*	2	0	1	0	0	0	0	0	0
3/4	UIC	*	4	0	1	0	0	0	0	0	0
3/8	at Georgia State	*	2	2	2	3	1	0	1	1	0
3/9	at Clemson *	*	3	0	0	0	0	0	0	0	0
3/10	at Clemson * [1]	*	5	0	1	0	0	0	0	0	0

CAREER STATISTICS

YEAR	AVG	GP-GS	AB	R	H	2B	3B	HR	RBI	SLG	BB	SO	OBP	SB-A	FLD
2016	.294	21-13	51	11	15	4	0	1	5	.431	9	11	.400	3-4	1.000
2017	.308	8-4	13	5	4	0	0	1	2	.538	2	3	.438	1-2	1.000
2018	.300	6-6	20	3	6	1	0	2	6	.650	1	6	.318	0-1	1.000
TOTAL	.298	35-23	84	19	25	5	0	4	13	.500	12	20	.388	4-7	1.000

BAILEY'S CAREER STATISTICS

YEAR	AVG	GP-GS	AB	R	H	2B	3B	HR	RBI	SLG	BB	SO	OBP	SB-A	FLD
2015	.255	53-53	200	32	51	13	0	1	27	.335	15	16	.312	5-7	.963
2016	.310	59-59	255	52	79	13	0	4	25	.408	22	25	.371	8-9	.955
2017	.347	55-55	236	63	82	21	3	6	38	.538	27	30	.420	6-9	.969
2018	.345	55-55	223	49	77	13	1	2	31	.439	28	22	.426	9-11	.976
TOTAL	.316	222-222	914	196	289	60	4	13	121	.433	92	93	.385	28-36	.965

#3 • WADE BAILEY • INF

R/R • SR. • 5-9 • 180 • VILLA RICA, GA. (VILLA RICA)

- 2018 ACC ALL-CONFERENCE FIRST TEAM
- 2018 NCBA PRESEASON ALL-AMERICA SECOND TEAM
- 2018 COLLEGIATE BASEBALL PRESEASON ALL-AMERICA THIRD TEAM
- 2017 COLLEGIATE BASEBALL ALL-AMERICA SECOND TEAM
- 2017 ABCA/RAWLINGS ALL-REGION FIRST TEAM
- 2017 ACC ALL-CONFERENCE FIRST TEAM
- 2016 NCAA GAINESVILLE REGIONAL ALL-TOURNAMENT TEAM

	2018 SEASON HIGH	CAREER HIGH
Hits	3, 7 times	5, twice - last vs. Virginia (5/20/17)
Runs	3, twice - last vs. Virginia Tech (3/18/18)	4, 3 times
RBIs	5 vs. Kennesaw State (4/18/18)	5 vs. Kennesaw State (4/18/18)
Doubles	1 vs. Duke (5/18/18)	2, 9 times
Triples	1 vs. UConn (2/18/18)	1, 4 times
Home Runs	1, twice - last vs. Duke (5/19/18)	2 at Virginia Tech (4/22/17)
Stolen Bases	1, 9 times	2, 3 times

2018 GAME-BY-GAME

DATE	OPPONENT	GS	AB	R	H	RBI	2B	3B	HR	BB	SB
2/16	Minnesota	*	4	1	2	0	0	0	0	0	0
2/17	Bradley	*	5	1	2	1	1	0	0	0	0
2/18	UConn	*	5	1	1	3	0	1	0	0	0
2/20	at Georgia Southern	*	4	0	0	0	0	0	0	0	1
2/23	Dartmouth	*	4	2	1	1	0	0	0	1	0
2/24	Dartmouth [1]	*	4	2	1	0	0	0	0	0	0
2/24	Dartmouth [2]	*	5	0	2	1	0	0	0	0	0
2/27	Arkansas-Pine Bluff	*	3	1	2	0	0	0	0	2	0
3/2	UIC	*	4	2	3	0	1	0	0	1	0
3/3	UIC	*	4	0	1	0	0	0	0	0	0
3/4	UIC	*	4	1	1	0	0	0	0	1	0
3/7	at Georgia State	*	4	1	2	0	0	0	0	0	0
3/9	at Clemson *	*	3	0	0	0	0	0	0	0	0
3/10	at Clemson * [1]	*	5	2	2	0	0	0	0	0	0
3/10	at Clemson * [2]	*	4	0	0	0	0	0	0	0	0
3/13	at Auburn	*	5	1	1	0	1	0	0	0	0
3/16	Virginia Tech *	*	4	3	3	1	0	0	0	1	1
3/17	Virginia Tech *	*	3	2	1	0	0	0	0	1	0
3/18	Virginia Tech *	*	5	3	2	1	0	0	0	0	1
3/20	Auburn	*	1	0	0	0	0	0	0	2	0
3/21	Mercer	*	2	0	0	0	0	0	0	2	0
3/23	at NC State * [1]	*	4	0	0	1	0	0	0	1	0
3/25	at NC State *	*	3	0	1	0	0	0	0	1	0
3/27	Georgia Southern	*	4	0	1	0	0	0	0	0	1
3/30	Miami *	*	5	0	3	0	1	0	0	0	0
3/31	Miami *	*	4	2	3	2	0	0	0	1	0
4/1	Miami *	*	3	2	2	1	1	0	0	1	0
4/3	at Georgia	*	4	0	1	0	0	0	0	0	0
4/6	Florida State *	*	4	0	0	0	0	0	0	0	0
4/7	Florida State *	*	3	0	0	1	0	0	0	1	0
4/8	Florida State *	*	3	2	0	0	0	0	0	2	0
4/10	at Mercer	*	6	2	2	2	1	0	0	0	0
4/11	Georgia State	*	4	0	2	1	0	0	0	1	1
4/13	at Pittsburgh *	*	4	0	1	0	0	0	0	0	0
4/14	at Pittsburgh *	*	5	0	2	1	0	0	0	0	0
4/15	at Pittsburgh *	*	4	1	2	1	1	0	0	0	0
4/18	Kennesaw State	*	5	1	3	5	0	0	1	0	1
4/20	at North Carolina *	*	3	1	1	0	0	0	0	1	1
4/21	at North Carolina *	*	4	0	1	0	0	0	0	1	0
4/22	at North Carolina *	*	4	0	2	0	0	0	0	0	0
4/25	Georgia	*	5	0	1	0	0	0	0	0	0
4/27	Wake Forest *	*	4	1	1	0	0	0	0	0	0
4/28	Wake Forest *	*	4	1	1	0	0	0	0	1	0
4/29	Wake Forest *	*	3	1	0	0	0	0	0	1	0
5/4	Radford	*	5	1	2	0	1	0	0	0	1
5/5	Radford	*	4	1	2	0	0	0	0	1	0
5/6	Radford	*	4	2	2	0	0	0	0	0	1
5/8	vs. Georgia	*	4	0	1	0	0	0	0	0	0
5/11	at Virginia *	*	5	0	1	0	1	0	0	0	0
5/12	at Virginia *	*	5	1	2	1	1	0	0	0	0
5/14	at Virginia *	*	4	0	1	0	1	0	0	0	0
5/15	SEMO	*	3	2	1	1	0	0	0	2	0
5/17	Duke *	*	4	2	3	1	0	0	0	1	1
5/18	Duke *	*	6	2	3	3	2	0	0	0	0
5/19	Duke *	*	5	1	2	2	0	0	1	0	0



PLAYER PROFILES • POSITION PLAYERS

#4 • COLE NEUBER • OF

R/R • FR. • 6-2 • 189 • ALPHARETTA, GA. (JOHNS CREEK)

	2018 SEASON HIGH	CAREER HIGH
Hits	1 at Georgia State (3/7/18)	1 at Georgia State (3/7/18)
Runs	1, twice - last vs. KSU (4/18/18)	1, twice - last vs. KSU (4/18/18)
RBIs	-	-
Doubles	-	-
Triples	-	-
Home Runs	-	-
Stolen Bases	-	-

2018 GAME-BY-GAME

DATE	OPPONENT	GS	AB	R	H	RBI	2B	3B	HR	BB	SB
2/27	Arkansas-Pine Bluff		1	0	0	0	0	0	0	0	0
3/7	at Georgia State		1	0	1	0	0	0	0	0	0
3/16	Virginia Tech *		1	0	0	0	0	0	0	0	0
4/6	Florida State *		0	0	0	0	0	0	0	0	0
4/7	Florida State *		1	0	0	0	0	0	0	0	0
4/10	at Mercer		0	1	0	0	0	0	0	0	0
4/11	Georgia State		0	0	0	0	0	0	0	0	0
4/18	Kennesaw State		0	1	0	0	0	0	0	1	0
4/22	at North Carolina *		0	0	0	0	0	0	0	0	0
5/18	Duke *		0	0	0	0	0	0	0	0	0
5/19	Duke *		1	0	0	0	0	0	0	0	0

CAREER STATISTICS

YEAR	AVG	GP-GS	AB	R	H	2B	3B	HR	RBI	SLG	BB	SO	OBP	SB-A	FLD
2018	.200	11-0	5	2	1	0	0	0	0	.200	1	1	.429	0-0	1.000
TOTAL	.200	11-0	5	2	1	0	0	0	0	.200	1	1	.429	0-0	1.000

#5 • COLIN HALL • OF

L/R • FR. • 5-11 • 178 • ALPHARETTA, GA. (WESLEYAN SCHOOL)

	2018 SEASON HIGH	CAREER HIGH
Hits	3, twice - last vs. WF (4/27/18)	3, twice - last vs. WF (4/27/18)
Runs	3 vs. Duke (5/18/18)	3 vs. Duke (5/18/18)
RBIs	3 vs. Duke (5/18/18)	3 vs. Duke (5/18/18)
Doubles	1, 9 times	1, 9 times
Triples	1 at Georgia Southern (2/20/18)	1 at Georgia Southern (2/20/18)
Home Runs	1, twice - last vs. Duke (5/18/18)	1, twice - last vs. Duke (5/18/18)
Stolen Bases	1, 3 times	1, 3 times

2018 GAME-BY-GAME

DATE	OPPONENT	GS	AB	R	H	RBI	2B	3B	HR	BB	SB
2/16	Minnesota		0	0	0	0	0	0	0	0	0
2/17	Bradley	*	4	0	0	0	0	0	0	0	0
2/20	at Georgia Southern	*	2	2	1	1	0	1	0	1	0
2/23	Dartmouth		0	0	0	0	0	0	0	0	0
2/24	Dartmouth [1]	*	3	0	2	2	1	0	0	1	0
2/24	Dartmouth [2]	*	4	0	0	0	0	0	0	0	0
2/27	Arkansas-Pine Bluff	*	3	0	0	0	0	0	0	0	0
3/3	UIC	*	3	0	1	2	0	0	0	0	0
3/4	UIC		1	0	1	0	0	0	0	0	0
3/7	at Georgia State	*	2	0	1	1	0	0	0	0	0
3/9	at Clemson *	*	3	1	1	0	0	0	0	0	0
3/10	at Clemson * [1]	*	4	0	2	0	0	0	0	0	0
3/10	at Clemson * [2]	*	2	0	1	0	0	0	0	0	0
3/13	at Auburn	*	2	0	1	1	0	0	0	0	2
3/16	Virginia Tech *	*	4	0	0	0	0	0	0	0	0
3/17	Virginia Tech *	*	4	0	2	0	0	0	0	0	0
3/18	Virginia Tech *	*	5	0	2	0	0	0	0	0	0
3/20	Auburn	*	3	1	1	1	0	0	0	1	0
3/21	Mercer		1	0	0	0	0	0	0	0	0
3/23	at NC State * [1]	*	5	2	3	2	1	0	0	0	0
3/23	at NC State * [2]	*	2	0	2	1	1	0	0	2	1
3/25	at NC State *	*	4	0	1	0	0	0	0	0	0
3/27	Georgia Southern	*	3	0	1	0	0	0	0	1	0
3/30	Miami *	*	3	0	0	1	0	0	0	1	1
3/31	Miami *	*	4	0	0	0	0	0	0	0	0
4/1	Miami *	*	4	1	2	0	1	0	0	0	0
4/3	at Georgia	*	4	0	0	0	0	0	0	0	0
4/6	Florida State *	*	4	0	0	0	0	0	0	1	0
4/7	Florida State *	*	3	0	0	0	0	0	0	1	0
4/8	Florida State *	*	2	1	1	1	1	0	0	2	0
4/10	at Mercer	*	4	0	0	1	0	0	0	0	0
4/11	Georgia State	*	4	0	1	0	0	0	0	0	1
4/13	at Pittsburgh *	*	4	0	0	0	0	0	0	0	0
4/14	at Pittsburgh *	*	6	0	0	0	0	0	0	0	0
4/15	at Pittsburgh *	*	4	0	0	0	0	0	0	0	0
4/18	Kennesaw State	*	3	2	2	0	0	0	0	0	0
4/20	at North Carolina *	*	3	0	0	0	0	0	0	1	0
4/21	at North Carolina *	*	0	0	0	0	0	0	0	0	0
4/22	at North Carolina *	*	4	0	2	0	1	0	0	0	0
4/25	Georgia	*	4	1	2	2	0	0	0	0	0
4/27	Wake Forest *	*	4	1	3	1	1	0	0	0	0
4/28	Wake Forest *	*	3	1	1	1	0	0	1	1	0
4/29	Wake Forest *	*	4	0	0	0	0	0	0	1	0
5/4	Radford	*	4	0	2	0	0	0	0	0	0
5/5	Radford	*	5	1	2	0	0	0	0	1	0
5/6	Radford	*	3	1	0	0	0	0	0	1	0
5/8	vs. Georgia	*	3	0	1	1	0	0	0	0	0
5/11	at Virginia *	*	3	0	0	0	0	0	0	1	0
5/12	at Virginia *	*	4	1	2	0	0	0	0	0	0
5/14	at Virginia *	*	4	0	1	1	1	0	0	0	0
5/15	SEMO	*	4	0	1	1	0	0	0	0	0
5/17	Duke *	*	3	2	1	0	0	0	0	1	0
5/18	Duke *	*	5	3	2	3	1	0	1	0	0
5/19	Duke *	*	4	0	1	0	0	0	0	0	0

CAREER STATISTICS

YEAR	AVG	GP-GS	AB	R	H	2B	3B	HR	RBI	SLG	BB	SO	OBP	SB-A	FLD
2018	.282	54-49	177	21	50	9	1	2	24	.379	20	34	.360	3-5	.989
TOTAL	.282	54-49	177	21	50	9	1	2	24	.379	20	34	.360	3-5	.989



PLAYER PROFILES • POSITION PLAYERS

#6 • MICHAEL GULDBERG • INF/OF

R/R • FR. • 6-0 • 168 • MARIETTA, GA. (WALTON)

	2018 SEASON HIGH	CAREER HIGH
Hits	2, 3 times	2, 3 times
Runs	1, multiple times	1, multiple times
RBIs	3, twice - last vs. Auburn (3/20/18)	3, twice - last vs. Auburn (3/20/18)
Doubles	1, twice - last at UNC (4/21/18)	1, twice - last at UNC (4/21/18)
Triples	-	-
Home Runs	1, twice - last vs. Auburn (3/20/18)	1, twice - last vs. Auburn (3/20/18)
Stolen Bases	1 vs. Mercer (3/21/18)	1 vs. Mercer (3/21/18)

2018 GAME-BY-GAME

DATE	OPPONENT	GS	AB	R	H	RBI	2B	3B	HR	BB	SB
2/17	Bradley		0	0	0	0	0	0	0	0	0
2/18	UConn		0	0	0	0	0	0	0	0	0
2/23	Dartmouth		1	1	1	3	0	0	1	0	0
2/24	Dartmouth [1]	*	3	1	1	0	0	0	0	0	0
2/27	Arkansas-Pine Bluff	*	3	1	1	0	0	0	0	0	0
3/7	at Georgia State		0	0	0	0	0	0	0	1	0
3/10	at Clemson * [2]		2	0	0	0	0	0	0	0	0
3/13	at Auburn		1	1	0	0	0	0	0	2	0
3/16	Virginia Tech *		1	0	0	0	0	0	0	0	0
3/17	Virginia Tech *	*	2	1	1	0	0	0	0	0	0
3/18	Virginia Tech *		0	0	0	0	0	0	0	0	0
3/20	Auburn	*	4	1	2	3	0	0	1	0	0
3/21	Mercer	*	2	0	0	0	0	0	0	1	1
3/23	at NC State * [1]		0	1	0	0	0	0	0	0	0
3/23	at NC State * [2]		1	0	0	0	0	0	0	0	0
3/25	at NC State *	*	4	1	1	0	0	0	0	0	0
3/27	Georgia Southern		0	0	0	0	0	0	0	0	0
3/30	Miami *	*	2	0	2	1	1	0	0	0	0
3/31	Miami *		0	1	0	0	0	0	0	1	0
4/3	at Georgia		2	0	0	0	0	0	0	0	0
4/6	Florida State *		1	0	1	1	0	0	0	0	0
4/7	Florida State *	*	4	0	2	0	0	0	0	0	0
4/8	Florida State *		1	1	0	0	0	0	0	0	0
4/10	at Mercer	*	2	0	1	0	0	0	0	2	0
4/13	at Pittsburgh *		0	0	0	0	0	0	0	0	0
4/14	at Pittsburgh *		0	1	0	0	0	0	0	0	0
4/21	at North Carolina *	*	2	1	1	1	1	0	0	1	0
5/19	Duke *		0	0	0	0	0	0	0	0	0

CAREER STATISTICS

YEAR	AVG	GP-GS	AB	R	H	2B	3B	HR	RBI	SLG	BB	SO	OBP	SB-A	FLD
2018	.368	28-10	38	12	14	2	0	2	9	.579	8	6	.510	1-1	.964
TOTAL	.368	28-10	38	12	14	2	0	2	9	.579	8	6	.510	1-1	.964

#7 • LUKE WADDELL • INF

L/R • FR. • 5-9 • 171 • LOVELAND, OHIO (LOVELAND)

	2018 SEASON HIGH	CAREER HIGH
Hits	2, 9 times	2, 9 times
Runs	2 vs. Virginia Tech (3/16/18)	2 vs. Virginia Tech (3/16/18)
RBIs	2, twice - last at Ga. Southern (2/20/18)	2, twice - last at Ga. Southern (2/20/18)
Doubles	2 vs. Bradley (2/17/18)	2 vs. Bradley (2/17/18)
Triples	1 vs. Miami (3/30/18)	1 vs. Miami (3/30/18)
Home Runs	1 vs. Virginia Tech (3/16/18)	1 vs. Virginia Tech (3/16/18)
Stolen Bases	1 vs. Georgia Southern (3/27/18)	1 vs. Georgia Southern (3/27/18)

2018 GAME-BY-GAME

DATE	OPPONENT	GS	AB	R	H	RBI	2B	3B	HR	BB	SB
2/16	Minnesota	*	1	0	0	0	0	0	0	1	0
2/17	Bradley	*	4	1	2	2	2	0	0	0	0
2/18	UConn		0	0	0	0	0	0	0	0	0
2/20	at Georgia Southern	*	4	0	1	2	0	0	0	1	0
2/23	Dartmouth	*	4	1	1	0	0	0	0	0	0
2/24	Dartmouth [1]		1	0	0	0	0	0	0	0	0
2/24	Dartmouth [2]	*	4	1	2	0	0	0	0	0	0
2/27	Arkansas-Pine Bluff	*	3	1	2	0	1	0	0	1	0
3/2	UIC	*	4	1	1	0	0	0	0	0	0
3/3	UIC	*	3	1	1	0	0	0	0	0	0
3/4	UIC	*	4	1	2	0	1	0	0	0	0
3/7	at Georgia State		1	1	0	0	0	0	0	0	0
3/9	at Clemson *	*	4	0	0	0	0	0	0	0	0
3/10	at Clemson * [1]	*	4	0	1	0	0	0	0	0	0
3/10	at Clemson * [2]	*	4	0	1	0	0	0	0	0	0
3/13	at Auburn	*	3	0	0	0	0	0	0	1	0
3/16	Virginia Tech	*	4	2	2	1	0	0	1	0	0
3/17	Virginia Tech	*	4	0	0	0	0	0	0	0	0
3/18	Virginia Tech	*	4	0	1	1	0	0	0	0	0
3/20	Auburn	*	4	1	1	1	0	0	0	0	0
3/21	Mercer		1	0	0	0	0	0	0	0	0
3/23	at NC State * [1]	*	4	1	1	0	0	0	0	0	0
3/23	at NC State * [2]	*	3	0	0	0	0	0	0	1	0
3/25	at NC State *	*	4	0	1	0	1	0	0	0	0
3/27	Georgia Southern		2	1	1	0	0	0	0	1	1
3/30	Miami *	*	1	0	1	0	0	1	0	0	0
4/6	Florida State *	*	2	0	1	0	0	0	0	1	0
4/10	at Mercer		1	0	0	0	0	0	0	0	0
4/11	Georgia State	*	3	1	0	0	0	0	0	0	0
4/13	at Pittsburgh *		1	1	1	0	0	0	0	0	0
4/14	at Pittsburgh *	*	6	0	0	0	0	0	0	0	0
4/15	at Pittsburgh *		1	0	0	0	0	0	0	0	0
4/18	Kennesaw State	*	5	1	2	1	0	0	0	0	0
4/20	at North Carolina *	*	3	1	1	0	1	0	0	1	0
4/21	at North Carolina *		2	1	2	0	1	0	0	0	0
4/22	at North Carolina *	*	4	0	0	0	0	0	0	0	0
4/27	Wake Forest *	*	4	0	1	1	0	0	0	0	0
4/28	Wake Forest *	*	3	0	0	0	0	0	0	0	0
4/29	Wake Forest *	*	2	1	2	0	1	0	0	0	0
5/18	Duke *		0	0	0	0	0	0	0	1	0
5/19	Duke *		2	1	2	1	0	0	0	0	0

CAREER STATISTICS

YEAR	AVG	GP-GS	AB	R	H	2B	3B	HR	RBI	SLG	BB	SO	OBP	SB-A	FLD
2018	.288	41-31	118	20	34	8	1	1	10	.398	9	17	.349	1-3	.902
TOTAL	.288	41-31	118	20	34	8	1	1	10	.398	9	17	.349	1-3	.902



PLAYER PROFILES • POSITION PLAYERS

#9 • JOEY BART • C

R/R • JR. • 6-3 • 225 • BUFORD, GA. (BUFORD)

- 2018 ACC PLAYER OF THE YEAR
- 2018 ACC DEFENSIVE PLAYER OF THE YEAR
- 2018 ACC ALL-CONFERENCE FIRST TEAM
- 2018 GOLDEN SPIKES AWARD SEMIFINALIST
- 2018 DICK HOWSER TROPHY SEMIFINALIST
- 2018 JOHNNY BENCH AWARD SEMIFINALIST
- 2018 GOLDEN SPIKES AWARD MIDSEASON WATCH LIST MEMBER
- 2018 GOLDEN SPIKES AWARD PRESEASON WATCH LIST MEMBER
- 2018 PERFECT GAME/RAWLINGS COLLEGE PRESEASON ALL-AMERICAN
- 2018 BASEBALL AMERICA PRESEASON ALL-AMERICA FIRST TEAM
- 2018 NCBWA PRESEASON ALL-AMERICA SECOND TEAM
- 2018 D1BASEBALL PRESEASON ALL-AMERICA SECOND TEAM
- 2018 COLLEGIATE BASEBALL PRESEASON ALL-AMERICA THIRD TEAM
- 2017 USA BASEBALL CNT TRAINING CAMP ROSTER
- 2017 ABCA/RAWLINGS ALL-REGION SECOND TEAM
- 2017 JOHNNY BENCH AWARD SEMIFINALIST
- 2017 ACC ALL-CONFERENCE SECOND TEAM
- 2017 JOHNNY BENCH AWARD WATCH LIST
- 2017 GOLDEN SPIKES AWARD MIDSEASON WATCH LIST
- 2017 PERFECT GAME/RAWLINGS MIDSEASON ALL-AMERICAN
- 2017 D1BASEBALL MIDSEASON FIRST-TEAM ALL-AMERICAN
- PERFECT GAME/RAWLINGS PLAYER OF THE WEEK (3/7/17)
- COLLEGIATE BASEBALL NATIONAL PLAYER OF THE WEEK (3/6/17)
- ACC PLAYER OF THE WEEK (3/6/17)
- 2016 LOUISVILLE SLUGGER FRESHMAN ALL-AMERICAN
- 2016 ACC ALL-FRESHMAN TEAM
- 2016 NCAA GAINESVILLE REGIONAL ALL-TOURNAMENT TEAM

	2018 SEASON HIGH	CAREER HIGH
Hits	4, vs. Radford (5/6/18)	5, twice - last at Virginia Tech (4/21/17)
Runs	4, 3 times	4, 3 times
RBIs	4 vs. Virginia Tech (3/17/18)	5 at Mercer (3/28/17)
Doubles	1, 12 times	2, 3 times
Triples	-	-
Home Runs	2, twice - last at Virginia (5/14/18)	2, 4 times
Stolen Bases	1, 3 times	1, 6 times

2018 GAME-BY-GAME

DATE	OPPONENT	GS	AB	R	H	RBI	2B	3B	HR	BB	SB
2/16	Minnesota	*	2	0	0	0	0	0	0	2	0
2/17	Bradley	*	4	2	2	2	0	0	1	0	0
2/18	UConn	*	5	2	3	1	1	0	1	0	0
2/20	at Georgia Southern	*	5	1	1	2	0	0	1	0	0
2/23	Dartmouth	*	4	0	1	0	0	0	0	0	0
2/24	Dartmouth [1]	*	4	2	2	0	0	0	0	1	0
2/24	Dartmouth [2]	*	4	2	2	1	0	0	0	0	0
2/27	Arkansas-Pine Bluff	*	5	0	0	0	0	0	0	0	0
3/2	UIC	*	2	0	0	0	0	0	0	3	0
3/3	UIC	*	4	0	0	0	0	0	0	0	0
3/4	UIC	*	4	1	3	1	0	0	1	1	0
3/9	at Clemson *	*	4	0	2	0	1	0	0	0	0
3/10	at Clemson * [1]	*	4	1	3	2	0	0	1	1	0
3/10	at Clemson * [2]	*	4	0	1	0	0	0	0	0	0
3/13	at Auburn	*	3	2	1	0	0	0	0	1	0
3/16	Virginia Tech *	*	2	4	1	2	0	0	1	3	0
3/17	Virginia Tech *	*	4	2	3	4	1	0	1	0	1
3/18	Virginia Tech *	*	5	1	1	2	0	0	1	0	0
3/20	Auburn	*	5	0	2	0	0	0	0	0	0
3/21	Mercer	*	5	0	1	1	1	0	0	0	1
3/23	at NC State * [1]	*	4	2	2	1	0	0	0	1	0
3/23	at NC State * [2]	*	4	1	1	1	1	0	0	1	0
3/25	at NC State *	*	5	1	0	0	0	0	0	0	0
3/27	Georgia Southern	*	4	0	1	0	0	0	0	0	0
3/30	Miami *	*	5	0	2	0	0	0	0	0	0
3/31	Miami *	*	3	2	2	1	0	0	0	2	0
4/1	Miami *	*	4	0	1	0	0	0	0	0	0
4/3	at Georgia	*	4	0	2	0	1	0	0	0	0
4/6	Florida State *	*	4	2	1	1	0	0	1	1	0
4/7	Florida State *	*	4	0	1	0	0	0	0	0	0
4/8	Florida State *	*	4	1	1	0	0	0	0	1	0
4/10	at Mercer	*	3	4	3	2	1	0	2	4	0
4/11	Georgia State	*	4	0	1	0	0	0	0	1	0
4/13	at Pittsburgh *	*	2	2	2	0	0	0	0	3	0
4/14	at Pittsburgh *	*	7	0	1	0	0	0	0	0	0
4/15	at Pittsburgh *	*	3	1	1	0	0	0	0	0	0
4/18	Kennesaw State	*	2	4	2	0	0	0	0	3	0
4/20	at North Carolina *	*	5	1	2	1	1	0	1	0	0
4/21	at North Carolina *	*	5	0	1	2	0	0	0	0	0
4/22	at North Carolina *	*	4	1	0	0	0	0	0	0	0
4/25	Georgia	*	4	0	2	0	0	0	0	1	0
4/27	Wake Forest *	*	3	0	0	1	0	0	0	0	0
4/28	Wake Forest *	*	4	0	1	0	1	0	0	0	0
4/29	Wake Forest *	*	4	0	2	0	0	0	0	0	0
5/4	Radford	*	4	0	1	1	0	0	0	0	0
5/5	Radford	*	2	1	1	0	1	0	0	4	0
5/6	Radford	*	4	1	4	2	1	0	0	0	0
5/8	vs. Georgia	*	4	0	1	0	0	0	0	0	0
5/11	at Virginia *	*	4	2	2	1	0	0	1	1	0
5/12	at Virginia *	*	3	1	1	1	0	0	0	1	0
5/14	at Virginia *	*	3	3	2	2	0	0	2	0	0
5/15	SEMO	*	4	1	2	1	0	0	0	1	0
5/17	Duke *	*	4	0	1	0	1	0	0	1	1
5/18	Duke *	*	4	3	2	2	0	0	1	1	0
5/19	Duke *	*	2	1	0	0	0	0	0	2	0

JOEY BART'S CAREER STATISTICS

YEAR	AVG	GP-GS	AB	R	H	2B	3B	HR	RBI	SLG	BB	SO	OBP	SB-A	FLD
2016	.299	43-42	157	24	47	10	0	1	31	.382	8	34	.351	0-1	.991
2017	.296	44-44	186	36	55	13	0	13	43	.575	16	50	.370	4-4	.988
2018	.368	55-55	212	55	78	12	0	16	38	.651	41	52	.481	3-3	.991
TOTAL	.324	142-141	555	115	180	35	0	30	112	.550	65	136	.410	7-8	.990



PLAYER PROFILES • POSITION PLAYERS

#10 • CHASE MURRAY • OF

L/R • SO. • 6-0 • 189 • CINCINNATI, OHIO (CINCINNATI HILLS CHRISTIAN ACAD.)

2018 ACC ALL-CONFERENCE SECOND TEAM

	2018 SEASON HIGH	CAREER HIGH
Hits	4, twice - last vs. Dartmouth (2/24/18)	4, twice - last vs. Dartmouth (2/24/18)
Runs	4 vs. Dartmouth (2/24/18)	4 vs. Dartmouth (2/24/18)
RBIs	4 vs. Dartmouth (2/24/18)	4 vs. Dartmouth (2/24/18)
Doubles	2, twice - last vs. Virginia Tech (3/18/18)	2, twice - last vs. Virginia Tech (3/18/18)
Triples	1, 3 times	1, 4 times
Home Runs	2 vs. Dartmouth (2/24/18)	2 vs. Dartmouth (2/24/18)
Stolen Bases	1, 4 times	1, 7 times

2018 GAME-BY-GAME

DATE	OPPONENT	GS	AB	R	H	RBI	2B	3B	HR	BB	SB
2/16	Minnesota	*	3	0	1	0	0	0	0	0	0
2/17	Bradley	*	5	0	1	0	0	0	0	0	0
2/18	UConn	*	5	1	3	1	0	0	0	0	0
2/20	at Georgia Southern	*	3	0	2	0	0	0	0	2	0
2/23	Dartmouth	*	4	1	2	3	2	0	0	0	0
2/24	Dartmouth [1]	*	5	4	4	4	0	0	2	0	1
2/24	Dartmouth [2]	*	5	3	4	0	1	0	0	0	0
2/27	Arkansas-Pine Bluff	*	4	0	1	1	0	0	0	0	1
3/2	UIC	*	4	0	2	1	1	0	0	1	0
3/3	UIC	*	4	0	0	0	0	0	0	0	0
3/4	UIC	*	3	0	2	1	0	0	0	1	0
3/7	at Georgia State	*	3	1	0	0	0	0	0	1	0
3/9	at Clemson *	*	4	1	3	1	0	0	0	0	0
3/10	at Clemson * [1]	*	4	0	1	0	0	0	0	1	0
3/10	at Clemson * [2]	*	4	0	0	0	0	0	0	0	0
3/13	at Auburn	*	5	0	0	1	0	0	0	0	0
3/16	Virginia Tech	*	3	2	2	3	0	0	0	0	0
3/17	Virginia Tech	*	5	2	3	0	0	0	0	0	0
3/18	Virginia Tech	*	5	3	3	0	2	0	0	0	0
3/20	Auburn	*	2	1	2	0	0	0	0	3	0
3/21	Mercer	*	4	1	1	0	1	0	0	1	0
3/23	at NC State * [1]	*	5	2	2	0	1	0	0	1	0
3/23	at NC State * [2]	*	5	1	1	0	0	0	0	0	0
3/25	at NC State *	*	5	1	1	0	0	0	0	0	0
3/27	Georgia Southern	*	4	1	3	1	0	1	0	0	0
3/30	Miami *	*	5	1	1	0	0	0	0	0	0
3/31	Miami *	*	4	2	0	0	0	0	0	1	0
4/1	Miami *	*	3	1	1	0	0	0	0	1	0
4/3	at Georgia	*	0	0	0	0	0	0	0	1	0
4/8	Florida State *	*	1	1	0	0	0	0	0	2	0
4/13	at Pittsburgh *	*	4	2	2	2	0	1	1	1	0
4/14	at Pittsburgh *	*	7	0	1	0	0	0	0	0	1
4/15	at Pittsburgh *	*	5	1	2	1	1	0	0	0	0
4/18	Kennesaw State	*	5	0	0	0	0	0	0	0	0
4/20	at North Carolina *	*	3	0	1	1	0	0	0	1	0
4/21	at North Carolina *	*	4	1	1	2	0	0	1	1	0
4/22	at North Carolina *	*	3	1	2	1	0	0	0	1	0
4/25	Georgia	*	4	1	2	0	0	0	0	0	0
4/27	Wake Forest *	*	3	1	1	2	0	0	0	1	0
4/28	Wake Forest *	*	2	1	1	2	0	0	1	2	0
4/29	Wake Forest *	*	3	0	1	1	0	0	0	1	0
5/4	Radford	*	5	3	3	0	1	0	0	0	0
5/5	Radford	*	5	2	1	2	0	0	1	0	0
5/6	Radford	*	4	0	1	1	0	0	0	0	1
5/8	vs. Georgia	*	3	0	0	0	0	0	0	0	0
5/11	at Virginia *	*	3	1	0	0	0	0	0	2	0
5/12	at Virginia *	*	3	1	2	2	1	0	0	0	0
5/14	at Virginia *	*	4	0	0	0	0	0	0	0	0
5/15	SEMO	*	4	0	1	1	0	0	0	0	0
5/17	Duke *	*	5	0	2	3	0	1	0	0	0
5/18	Duke *	*	4	2	2	1	0	0	0	1	0
5/19	Duke *	*	4	0	0	0	0	0	0	0	0

CAREER STATISTICS

YEAR	AVG	GP-GS	AB	R	H	2B	3B	HR	RBI	SLG	BB	SO	OBP	SB-A	FLD
2017	.267	47-45	165	19	44	8	1	2	24	.364	7	38	.292	3-4	.974
2018	.355	52-52	203	47	72	11	3	6	39	.527	27	34	.422	4-6	.977
TOTAL	.315	99-97	368	66	116	19	4	8	63	.454	34	72	.366	7-10	.976



PLAYER PROFILES • POSITION PLAYERS

#11 • TRISTIN ENGLISH • 1B/DH

R/R • R-SO. • 6-3 • 214 • WILLIAMSON, GA. (PIKE COUNTY)

- 2018 ACC ALL-CONFERENCE FIRST TEAM
- 2018 D1BASEBALL MIDSEASON ALL-AMERICAN
- 2018 PERFECT GAME/RAWLINGS COLLEGE MIDSEASON ALL-AMERICAN
- 2016 LOUISVILLE SLUGGER FRESHMAN ALL-AMERICAN
- 2016 ACC ALL-CONFERENCE FIRST TEAM
- 2016 ACC ALL-FRESHMAN TEAM
- 2016 NCAA GAINESVILLE REGIONAL ALL-TOURNAMENT TEAM

	2018 SEASON HIGH	CAREER HIGH
Hits	4, twice - last vs. Virginia Tech (3/16/18)	4, 3 times
Runs	2, 7 times	3 at Clemson (4/23/16)
RBIs	6 vs. Virginia Tech (3/16/18)	6 vs. Virginia Tech (3/16/18)
Doubles	2 vs. Kennesaw State (4/18/18)	2, multiple times
Triples	1 vs. Dartmouth (2/24/18)	1 vs. Dartmouth (2/24/18)
Home Runs	1, 6 times	2 at Clemson (4/23/16)
Stolen Bases	1 vs. Virginia Tech (3/16/18)	1 vs. Virginia Tech (3/16/18)

2018 GAME-BY-GAME

DATE	OPPONENT	GS	AB	R	H	RBI	2B	3B	HR	BB	SB
2/16	Minnesota	*	3	1	1	1	0	0	0	0	0
2/17	Bradley	*	4	2	1	2	0	0	1	0	0
2/18	UConn	*	5	1	1	0	0	0	0	0	0
2/20	at Georgia Southern	*	5	0	0	0	0	0	0	0	0
2/23	Dartmouth	*	5	2	3	0	1	0	0	0	0
2/24	Dartmouth [1]	*	4	1	1	2	0	1	0	0	0
2/24	Dartmouth [2]	*	5	2	4	4	1	0	1	0	0
2/27	Arkansas-Pine Bluff	*	4	2	2	1	0	0	0	0	0
3/2	UIC	*	5	0	2	1	1	0	0	0	0
3/3	UIC	*	4	1	1	0	1	0	0	0	0
3/4	UIC	*	4	0	0	0	0	0	0	0	0
3/7	at Georgia State	*	4	2	1	4	0	0	1	1	0
3/9	at Clemson *	*	4	0	0	0	0	0	0	0	0
3/10	at Clemson * [1]	*	5	0	2	1	0	0	0	0	0
3/10	at Clemson * [2]	*	4	1	2	0	0	0	0	0	0
3/13	at Auburn	*	5	1	2	2	1	0	0	0	0
3/16	Virginia Tech *	*	5	1	4	6	1	0	1	0	1
3/17	Virginia Tech *	*	5	1	1	2	0	0	0	0	0
3/18	Virginia Tech *	*	5	0	2	2	0	0	0	0	0
3/20	Auburn	*	4	1	2	1	1	0	0	0	0
3/21	Mercer	*	5	0	2	0	0	0	0	0	0
3/23	at NC State * [1]	*	5	1	1	2	1	0	0	0	0
3/23	at NC State * [2]	*	4	0	0	0	0	0	0	0	0
3/25	at NC State *	*	5	1	2	3	0	0	0	0	0
3/27	Georgia Southern	*	4	1	1	1	0	0	0	0	0
3/30	Miami *	*	3	1	2	3	0	0	1	1	0
3/31	Miami *	*	2	0	0	1	0	0	0	0	0
4/1	Miami *	*	0	0	0	0	0	0	0	0	0
4/6	Florida State *	*	4	0	1	0	0	0	0	0	0
4/7	Florida State *	*	4	0	0	0	0	0	0	0	0
4/8	Florida State *	*	3	1	1	1	0	0	0	1	0
4/10	at Mercer	*	5	0	1	0	0	0	0	0	0
4/13	at Pittsburgh *	*	4	0	2	1	0	0	0	1	0
4/14	at Pittsburgh *	*	4	0	2	0	1	0	0	0	0
4/15	at Pittsburgh *	*	4	0	0	0	0	0	0	0	0
4/18	Kennesaw State	*	4	2	2	1	2	0	0	1	0
4/20	at North Carolina *	*	4	0	0	0	0	0	0	0	0
4/21	at North Carolina *	*	5	0	2	1	0	0	0	0	0
4/22	at North Carolina *	*	4	0	1	2	1	0	0	0	0
4/25	Georgia	*	5	0	0	0	0	0	0	0	0
4/27	Wake Forest *	*	3	1	0	0	0	0	0	1	0
4/28	Wake Forest *	*	4	0	0	0	0	0	0	0	0
5/4	Radford	*	5	1	3	1	0	0	0	0	0
5/5	Radford	*	5	1	1	3	1	0	0	0	0
5/6	Radford	*	2	0	0	1	0	0	0	0	0
5/8	vs. Georgia	*	4	0	0	0	0	0	0	0	0
5/11	at Virginia *	*	5	1	2	2	1	0	0	0	0
5/12	at Virginia *	*	3	0	1	1	1	0	0	0	0
5/14	at Virginia *	*	4	1	1	1	1	0	0	0	0
5/15	SEMO	*	5	0	1	2	1	0	0	0	0
5/17	Duke *	*	5	0	1	0	0	0	0	0	0
5/18	Duke *	*	4	2	1	3	0	0	1	1	0
5/19	Duke *	*	3	0	0	0	0	0	0	1	0

ENGLISH'S CAREER STATISTICS

YEAR	AVG	GP-GS	AB	R	H	2B	3B	HR	RBI	SLG	BB	SO	OBP	SB-A	FLD
2016	.315	60-58	222	35	70	21	0	5	44	.477	8	22	.351	0-0	.988
2017															
2018	.288	52-52	219	33	63	17	1	6	59	.457	8	48	.333	1-2	1.000
TOTAL	.302	112-110	441	68	133	38	1	11	103	.467	16	70	.342	1-2	.991



PLAYER PROFILES • POSITION PLAYERS

#14 • AUSTIN WILHITE • INF

R/R • SO. • 5-9 • 171 • BUFORD, GA. (BUFORD)

ACC BASEBALL PLAYER OF THE WEEK (APRIL 9, 2018)**2017 NCBWA FRESHMAN ALL-AMERICA FIRST TEAM****2017 COLLEGIATE BASEBALL FRESHMAN ALL-AMERICAN****2017 ACC ALL-FRESHMAN TEAM**

	2018 SEASON HIGH	CAREER HIGH
Hits	4 at Pittsburgh (4/14/18)	4, twice - last at Pittsburgh (4/14/18)
Runs	3 at Mercer (4/10/18)	3, twice - last at Mercer (4/10/18)
RBIs	5 vs. Florida State (4/8/18)	5 vs. Florida State (4/8/18)
Doubles	2, twice - last vs. Radford (5/4/18)	2, 4 times
Triples	1 vs. UAPB (2/27/18)	1, twice - last vs. UAPB (2/27/18)
Home Runs	1, 6 times	1, 7 times
Stolen Bases	1, 3 times	1, 4 times

2018 GAME-BY-GAME

DATE	OPPONENT	GS	AB	R	H	RBI	2B	3B	HR	BB	SB
2/16	Minnesota	*	4	0	3	0	0	0	0	0	0
2/17	Bradley	*	5	0	0	0	0	0	0	0	0
2/18	UConn	*	5	0	0	1	0	0	0	0	0
2/20	at Georgia Southern	*	4	2	2	0	2	0	0	1	0
2/23	Dartmouth	*	4	0	0	0	0	0	0	0	0
2/24	Dartmouth [1]	*	4	1	1	1	0	0	1	1	0
2/24	Dartmouth [2]	*	4	0	2	0	1	0	0	0	0
2/27	Arkansas-Pine Bluff	*	4	1	3	1	0	1	0	0	0
3/2	UIC	*	3	0	0	0	0	0	0	1	0
3/3	UIC	*	1	0	0	0	0	0	0	0	0
3/4	UIC	*	3	0	1	2	0	0	0	0	0
3/7	at Georgia State	*	4	1	2	1	1	0	0	0	0
3/9	at Clemson *	*	4	0	1	0	0	0	0	0	0
3/10	at Clemson * [1]	*	3	0	0	0	0	0	0	0	0
3/10	at Clemson * [2]	*	2	0	1	0	0	0	0	0	0
3/13	at Auburn	*	4	0	1	2	0	0	0	1	0
3/16	Virginia Tech	*	5	1	2	0	0	0	0	0	1
3/17	Virginia Tech	*	4	0	0	0	0	0	0	1	0
3/18	Virginia Tech	*	3	1	1	0	1	0	0	1	0
3/20	Auburn	*	4	1	1	0	0	0	0	0	0
3/21	Mercer	*	3	0	0	0	0	0	0	1	1
3/23	at NC State * [1]	*	3	1	1	0	0	0	0	1	0
3/23	at NC State * [2]	*	3	0	0	0	0	0	0	1	0
3/25	at NC State *	*	4	0	0	0	0	0	0	0	0
3/27	Georgia Southern	*	3	0	0	0	0	0	0	0	0
3/30	Miami *	*	4	0	0	0	0	0	0	0	0
3/31	Miami *	*	5	1	2	1	0	0	0	0	0
4/1	Miami *	*	3	0	0	0	0	0	0	1	0
4/3	at Georgia	*	3	0	1	0	0	0	0	1	0
4/6	Florida State *	*	4	0	2	0	0	0	0	0	0
4/7	Florida State *	*	4	1	2	0	0	0	0	0	0
4/8	Florida State *	*	4	2	3	5	1	0	1	0	0
4/10	at Mercer	*	5	3	2	1	0	0	1	1	0
4/11	Georgia State	*	3	1	1	0	0	0	0	2	0
4/13	at Pittsburgh *	*	5	0	0	0	0	0	0	0	0
4/14	at Pittsburgh *	*	5	1	4	2	1	0	1	1	0
4/15	at Pittsburgh *	*	3	1	1	2	0	0	1	1	0
4/18	Kennesaw State	*	4	0	0	0	0	0	0	0	0
4/20	at North Carolina *	*	4	0	1	1	0	0	0	0	0
4/21	at North Carolina *	*	4	0	1	1	0	0	0	0	0
4/22	at North Carolina *	*	4	0	0	0	0	0	0	0	0
4/25	Georgia	*	4	0	0	0	0	0	0	0	0
4/27	Wake Forest *	*	4	1	2	2	1	0	0	0	0
4/28	Wake Forest *	*	3	0	1	0	0	0	0	1	0
4/29	Wake Forest *	*	4	0	1	0	1	0	0	0	0
5/4	Radford	*	4	0	2	2	2	0	0	1	0
5/5	Radford	*	5	1	1	0	0	0	0	1	0
5/6	Radford	*	3	0	0	0	0	0	0	1	0
5/8	vs. Georgia	*	4	0	1	0	1	0	0	0	0
5/11	at Virginia *	*	4	1	2	3	0	0	1	0	0
5/12	at Virginia *	*	4	0	0	0	0	0	0	0	0
5/14	at Virginia *	*	4	0	0	0	0	0	0	0	0
5/15	SEMO	*	3	1	0	0	0	0	0	1	1
5/17	Duke *	*	3	1	0	0	0	0	0	1	0
5/18	Duke *	*	4	2	1	3	1	0	0	1	0
5/19	Duke *	*	2	0	0	0	0	0	0	0	0

CAREER STATISTICS

YEAR	AVG	GP-GS	AB	R	H	2B	3B	HR	RBI	SLG	BB	SO	OBP	SB-A	FLD
2017	.338	55-54	198	36	67	14	1	1	25	.434	23	54	.410	1-3	.936
2018	.254	56-56	209	26	53	13	1	6	30	.411	23	55	.335	3-5	.951
TOTAL	.295	111-110	407	62	120	27	2	7	55	.423	46	109	.371	4-8	.943



PLAYER PROFILES • POSITION PLAYERS

#16 • KYLE McCANN • C/1B

L/R • SO. • 6-2 • 217 • SUWANEE, GA. (LAMBERT)

2018 ACC ALL-CONFERENCE THIRD TEAM

	2018 SEASON HIGH	CAREER HIGH
Hits	4, twice - last vs. Duke (5/18/18)	4, twice - last vs. Duke (5/18/18)
Runs	4 vs. Duke (5/18/18)	4 vs. Duke (5/18/18)
RBIs	7 vs. Kennesaw State (4/18/18)	7 vs. Kennesaw State (4/18/18)
Doubles	2 vs. Florida State (4/8/18)	2 vs. Florida State (4/8/18)
Triples	1 vs. UAPB (2/27/18)	1 vs. UAPB (2/27/18)
Home Runs	3 vs. Dartmouth (2/24/18)	3 vs. Dartmouth (2/24/18)
Stolen Bases	1 vs. Mercer (3/21/18)	1 vs. Mercer (3/21/18)

2018 GAME-BY-GAME

DATE	OPPONENT	GS	AB	R	H	RBI	2B	3B	HR	BB	SB
2/17	Bradley	*	2	1	1	0	0	0	0	3	0
2/23	Dartmouth		0	1	0	0	0	0	0	1	0
2/24	Dartmouth [2]	*	5	3	3	4	0	0	3	0	0
2/27	Arkansas-Pine Bluff	*	4	2	3	2	0	1	1	1	0
3/2	UIC	*	4	0	0	0	0	0	0	0	0
3/3	UIC		0	0	0	0	0	0	0	0	0
3/4	UIC		1	0	0	0	0	0	0	0	0
3/7	at Georgia State	*	1	3	1	0	1	0	0	4	0
3/9	at Clemson *		1	0	1	0	0	0	0	0	0
3/10	at Clemson * [1]	*	3	0	0	0	0	0	0	0	0
3/10	at Clemson * [2]	*	4	1	1	2	0	0	1	0	0
3/13	at Auburn	*	2	2	1	0	0	0	0	3	0
3/16	Virginia Tech *	*	5	0	1	1	0	0	0	0	0
3/17	Virginia Tech *	*	3	0	1	1	0	0	0	0	0
3/18	Virginia Tech *	*	5	2	3	3	1	0	1	0	0
3/20	Auburn	*	4	0	0	0	0	0	0	0	0
3/21	Mercer	*	2	0	0	0	0	0	0	2	1
3/23	at NC State * [1]	*	3	2	1	0	0	0	0	2	0
3/23	at NC State * [2]	*	4	0	1	0	0	0	0	0	0
3/25	at NC State *	*	4	2	2	1	0	0	1	0	0
3/27	Georgia Southern	*	4	0	1	0	0	0	0	0	0
3/30	Miami *	*	4	3	3	0	0	0	0	0	0
3/31	Miami *	*	4	1	0	0	0	0	0	1	0
4/1	Miami *	*	4	0	1	0	1	0	0	0	0
4/3	at Georgia	*	4	0	0	0	0	0	0	0	0
4/6	Florida State *	*	3	0	0	0	0	0	0	0	0
4/7	Florida State *	*	2	0	1	0	0	0	0	2	0
4/8	Florida State *	*	4	3	3	3	2	0	0	1	0
4/10	at Mercer	*	7	2	4	5	0	0	2	0	0
4/11	Georgia State	*	5	0	0	0	0	0	0	0	0
4/13	at Pittsburgh *	*	5	1	2	4	0	0	1	0	0
4/14	at Pittsburgh *	*	5	1	0	0	0	0	0	1	0
4/15	at Pittsburgh *	*	3	0	0	0	0	0	0	1	0
4/18	Kennesaw State	*	5	3	3	7	0	0	2	0	0
4/20	at North Carolina *	*	3	0	1	0	0	0	0	1	0
4/21	at North Carolina *	*	6	3	2	1	0	0	1	0	0
4/22	at North Carolina *	*	4	1	0	0	0	0	0	0	0
4/25	Georgia	*	4	0	1	1	0	0	0	1	0
4/27	Wake Forest *	*	2	1	0	0	0	0	0	2	0
4/28	Wake Forest *	*	3	1	1	2	0	0	1	1	0
4/29	Wake Forest *	*	3	0	0	1	0	0	0	1	0
5/4	Radford	*	5	0	1	0	0	0	0	0	0
5/5	Radford	*	5	0	2	1	1	0	0	0	0
5/6	Radford	*	4	0	0	0	0	0	0	0	0
5/8	vs. Georgia	*	2	1	1	0	1	0	0	1	0
5/11	at Virginia *	*	4	1	1	0	1	0	0	1	0
5/12	at Virginia *	*	4	0	0	0	0	0	0	0	0
5/14	at Virginia *	*	3	0	0	0	0	0	0	1	0
5/15	SEMO	*	3	1	1	1	1	0	0	1	0
5/17	Duke *	*	5	1	1	0	0	0	0	0	0
5/18	Duke *	*	5	4	4	3	0	0	1	0	0
5/19	Duke *	*	3	0	1	2	0	0	0	1	0

CAREER STATISTICS

YEAR	AVG	GP-GS	AB	R	H	2B	3B	HR	RBI	SLG	BB	SO	OBP	SB-A	FLD
2017	.198	48-38	121	29	24	1	0	9	21	.430	33	40	.383	0-0	.985
2018	.299	52-47	184	47	55	9	1	15	45	.603	35	55	.420	1-1	.981
TOTAL	.259	100-85	305	76	79	10	1	24	66	.534	68	95	.405	1-1	.983

#18 • CAMERON TURLEY • C

R/R • FR. • 6-4 • 201 • DACULA, GA. (MILL CREEK)

	2018 SEASON HIGH	CAREER HIGH
Hits	1 vs. UAPB (2/27/18)	1 vs. UAPB (2/27/18)
Runs	-	-
RBIs	1 vs. UAPB (2/27/18)	1 vs. UAPB (2/27/18)
Doubles	-	-
Triples	-	-
Home Runs	-	-
Stolen Bases	-	-

2018 GAME-BY-GAME

DATE	OPPONENT	GS	AB	R	H	RBI	2B	3B	HR	BB	SB
2/27	Arkansas-Pine Bluff		1	0	1	1	0	0	0	0	0
3/7	at Georgia State		1	0	0	0	0	0	0	0	0
3/10	at Clemson * [2]		0	0	0	0	0	0	0	0	0
4/8	Florida State *		0	0	0	0	0	0	0	0	1
4/10	at Mercer		0	0	0	0	0	0	0	0	0
4/18	Kennesaw State		1	0	0	0	0	0	0	0	0
4/22	at North Carolina *		0	0	0	0	0	0	0	0	0
5/18	Duke *		1	0	0	0	0	0	0	0	0

CAREER STATISTICS

YEAR	AVG	GP-GS	AB	R	H	2B	3B	HR	RBI	SLG	BB	SO	OBP	SB-A	FLD
2018	.250	8-0	4	0	1	0	0	0	1	.250	1	2	.400	0-0	1.000
TOTAL	.250	8-0	4	0	1	0	0	0	1	.250	1	2	.400	0-0	1.000

#20 • JAMIE TAYLOR • C

R/R • FR. • 6-1 • 197 • JOHNS CREEK, GA. (MARIST SCHOOL)

	2018 SEASON HIGH	CAREER HIGH
Hits	1, twice - last vs. Radford (5/4/18)	1, twice - last vs. Radford (5/4/18)
Runs	-	-
RBIs	-	-
Doubles	-	-
Triples	-	-
Home Runs	-	-
Stolen Bases	-	-

2018 GAME-BY-GAME

DATE	OPPONENT	GS	AB	R	H	RBI	2B	3B	HR	BB	SB
2/27	Arkansas-Pine Bluff		0	0	0	0	0	0	0	0	0
3/7	at Georgia State		1	0	0	0	0	0	0	0	0
4/8	Florida State *		1	0	0	0	0	0	0	0	0
4/10	at Mercer		1	0	0	0	0	0	0	0	0
4/11	Georgia State		1	0	0	0	0	0	0	0	0
4/18	Kennesaw State		1	0	1	0	0	0	0	0	0
5/4	Radford		1	0	1	0	0	0	0	0	0
5/11	at Virginia *		1	0	0	0	0	0	0	0	0
5/14	at Virginia *		1	0	0	0	0	0	0	0	0
5/18	Duke *		1	0	0	0	0	0	0	0	0
5/19	Duke *		1	0	0	0	0	0	0	0	0

CAREER STATISTICS

YEAR	AVG	GP-GS	AB	R	H	2B	3B	HR	RBI	SLG	BB	SO	OBP	SB-A	FLD
2018	.200	11-0	10	0	2	0	0	0	0	.200	0	4	.200	0-0	1.000
TOTAL	.200	11-0	10	0	2	0	0	0	0	.200	0	4	.200	0-0	1.000



PLAYER PROFILES • POSITION PLAYERS

#22 • BARON RADCLIFF • OF

L/R • FR. • 6-4 • 228 • PEACHTREE CORNERS, GA. (NORCROSS)

	2018 SEASON HIGH	CAREER HIGH
Hits	3 vs. Radford (5/5/18)	3 vs. Radford (5/5/18)
Runs	1, 8 times	1, 8 times
RBIs	3, 3 times	3, 3 times
Doubles	1, 3 times	1, 3 times
Triples	-	-
Home Runs	1, 4 times	1, 4 times
Stolen Bases	-	-

2018 GAME-BY-GAME

DATE	OPPONENT	GS	AB	R	H	RBI	2B	3B	HR	BB	SB
2/16	Minnesota	*	4	0	1	0	0	0	0	0	0
2/17	Bradley		1	0	0	0	0	0	0	0	0
2/18	UConn	*	5	0	1	0	1	0	0	0	0
2/23	Dartmouth	*	4	1	1	0	0	0	0	0	0
2/24	Dartmouth [2]	*	3	0	0	0	0	0	0	0	0
2/27	Arkansas-Pine Bluff		2	0	1	1	1	0	0	0	0
3/2	UIC	*	3	1	1	0	0	0	0	1	0
3/4	UIC	*	3	1	1	1	0	0	1	1	0
3/7	at Georgia State		3	0	1	0	0	0	0	0	0
3/10	at Clemson * [1]		1	0	0	0	0	0	0	0	0
3/10	at Clemson * [2]		2	0	1	0	0	0	0	0	0
3/17	Virginia Tech *		2	0	0	0	0	0	0	0	0
3/18	Virginia Tech *		1	0	0	0	0	0	0	0	0
3/21	Mercer	*	4	0	0	0	0	0	0	0	0
3/23	at NC State * [2]		1	0	0	0	0	0	0	0	0
3/27	Georgia Southern		1	0	0	0	0	0	0	0	0
3/30	Miami *		1	0	0	0	0	0	0	0	0
3/31	Miami *		2	1	1	3	0	0	1	0	0
4/1	Miami *	*	3	0	0	1	0	0	0	0	0
4/3	at Georgia	*	4	0	0	0	0	0	0	0	0
4/6	Florida State *	*	3	0	0	0	0	0	0	0	0
4/8	Florida State *		1	0	0	0	0	0	0	0	0
4/10	at Mercer		1	1	1	0	0	0	0	1	0
4/11	Georgia State		3	0	0	0	0	0	0	0	0
4/14	at Pittsburgh *		1	0	0	0	0	0	0	1	0
4/18	Kennesaw State		2	1	2	3	1	0	1	0	0
4/21	at North Carolina *	*	4	1	0	0	0	0	0	1	0
4/22	at North Carolina *		3	0	0	0	0	0	0	0	0
4/25	Georgia		1	0	0	0	0	0	0	0	0
4/29	Wake Forest *	*	4	0	0	0	0	0	0	0	0
5/4	Radford		0	0	0	0	0	0	0	0	0
5/5	Radford		3	1	3	3	0	0	1	0	0
5/6	Radford	*	4	0	0	0	0	0	0	0	0
5/11	at Virginia *	*	3	0	0	0	0	0	0	0	0
5/15	SEMO	*	2	0	0	0	0	0	0	1	0
5/18	Duke *		1	0	0	0	0	0	0	0	0
5/19	Duke *		1	0	1	0	0	0	0	0	0

CAREER STATISTICS

YEAR	AVG	GP-GS	AB	R	H	2B	3B	HR	RBI	SLG	BB	SO	OBP	SB-A	FLD
2018	.184	37-16	87	8	16	3	0	4	12	.356	6	43	.234	0-0	.950
TOTAL	.184	37-16	87	8	16	3	0	4	12	.356	6	43	.234	0-0	.950

#23 • OSCAR SERRATOS • INF

R/R • FR. • 6-3 • 183 • LAWRENCEVILLE, GA. (GRAYSON)

	2018 SEASON HIGH	CAREER HIGH
Hits	4 vs. Miami (3/31/18)	4 vs. Miami (3/31/18)
Runs	2, 5 times	2, 5 times
RBIs	2, 4 times	2, 4 times
Doubles	2 vs. Florida State (4/8/18)	2 vs. Florida State (4/8/18)
Triples	1 vs. Duke (5/17/18)	1 vs. Duke (5/17/18)
Home Runs	1, 3 times	1, 3 times
Stolen Bases	1, 7 times	1, 7 times

2018 GAME-BY-GAME

DATE	OPPONENT	GS	AB	R	H	RBI	2B	3B	HR	BB	SB
2/18	UConn	*	4	1	1	0	0	0	0	1	0
2/24	Dartmouth [1]	*	3	0	0	0	0	0	0	0	0
3/7	at Georgia State	*	5	0	1	1	0	0	0	0	0
3/10	at Clemson * [1]		0	0	0	0	0	0	0	0	0
3/10	at Clemson * [2]		1	0	0	0	0	0	0	0	0
3/21	Mercer	*	3	1	1	1	0	0	1	1	0
3/23	at NC State * [1]		1	0	1	2	0	0	0	0	0
3/23	at NC State * [2]	*	2	0	0	0	0	0	0	0	0
3/30	Miami *		3	1	1	0	1	0	0	0	0
3/31	Miami *	*	5	2	4	2	0	0	0	0	1
4/1	Miami *	*	4	0	1	0	0	0	0	0	0
4/3	at Georgia	*	3	0	0	0	0	0	0	0	0
4/6	Florida State		0	0	0	0	0	0	0	1	0
4/7	Florida State *	*	3	1	3	1	2	0	0	1	0
4/8	Florida State *	*	3	2	1	1	0	0	1	2	0
4/10	at Mercer	*	5	0	1	0	0	0	0	1	1
4/11	Georgia State	*	3	0	1	0	0	0	0	1	0
4/13	at Pittsburgh *	*	3	1	1	0	0	0	0	0	1
4/15	at Pittsburgh *	*	3	1	1	0	0	0	0	0	1
4/18	Kennesaw State	*	2	2	1	0	1	0	0	1	0
4/20	at North Carolina *	*	3	0	2	0	0	0	0	1	0
4/21	at North Carolina *	*	3	0	0	0	0	0	0	0	0
4/25	Georgia	*	3	1	2	0	0	0	0	1	0
4/28	Wake Forest *		1	0	0	0	0	0	0	0	0
4/29	Wake Forest *		2	0	0	0	0	0	0	0	0
5/4	Radford	*	5	1	1	2	0	0	0	0	1
5/5	Radford	*	5	2	2	1	0	0	1	1	0
5/6	Radford	*	4	0	2	0	0	0	0	0	0
5/8	vs. Georgia	*	4	0	0	0	0	0	0	0	0
5/11	at Virginia *	*	4	0	0	0	0	0	0	0	0
5/12	at Virginia *	*	3	1	0	0	0	0	0	0	0
5/14	at Virginia *	*	4	0	1	0	0	0	0	0	1
5/15	SEMO	*	3	2	1	1	0	0	0	1	1
5/17	Duke *	*	4	1	3	2	0	1	0	0	0
5/18	Duke *	*	5	1	2	0	0	0	0	0	0
5/19	Duke *	*	3	1	1	0	0	0	0	0	0

CAREER STATISTICS

YEAR	AVG	GP-GS	AB	R	H	2B	3B	HR	RBI	SLG	BB	SO	OBP	SB-A	FLD
2018	.321	36-29	112	22	36	4	1	3	14	.455	13	31	.406	7-9	.862
TOTAL	.321	36-29	112	22	36	4	1	3	14	.455	13	31	.406	7-9	.862



PLAYER PROFILES • POSITION PLAYERS

#25 • KEL JOHNSON • OF/1B

R/R • SR. • 6-4 • 196 • PALMETTO, GA. (HOME SCHOOLED)

2018 SENIOR CLASS AWARD CANDIDATE

2017 GOLDEN SPIKES AWARD WATCH LIST

2017 NCBWA PRESEASON ALL-AMERICAN - SECOND TEAM

2017 COLLEGIATE BASEBALL PRESEASON ALL-AMERICAN - THIRD TEAM

2017 PERFECT GAME PRESEASON ACC ALL-CONFERENCE

2016 ACC FIRST TEAM ALL-CONFERENCE

2015 LOUISVILLE SLUGGER FRESHMAN ALL-AMERICAN

2015 D1BASEBALL FRESHMAN ALL-AMERICAN - SECOND TEAM

2015 ACC ALL-FRESHMAN TEAM

	2018 SEASON HIGH	CAREER HIGH
Hits	2, twice - last vs. Dartmouth (2/24/18)	4, 3 times
Runs	1, 7 times	3, twice - last vs. Ga. Southern (2/21/17)
RBIs	2 vs. Dartmouth (2/24/18)	5, 3 times
Doubles	-	2, 4 times
Triples	-	1, 3 times
Home Runs	1, twice - last vs. Virginia Tech (3/16/18)	3 vs. Georgia Southern (2/21/17)
Stolen Bases	-	1, twice - last vs. Virginia Tech (3/20/16)

2018 GAME-BY-GAME

DATE	OPPONENT	GS	AB	R	H	RBI	2B	3B	HR	BB	SB
2/16	Minnesota	*	4	1	0	1	0	0	0	0	0
2/18	UConn	*	5	0	1	0	0	0	0	0	0
2/20	at Georgia Southern	*	4	1	1	0	0	0	0	1	0
2/23	Dartmouth	*	4	0	2	1	0	0	0	0	0
2/24	Dartmouth [1]	*	5	1	2	2	0	0	1	0	0
2/27	Arkansas-Pine Bluff		1	0	0	0	0	0	0	0	0
3/3	UIC	*	3	1	1	1	0	0	0	0	0
3/4	UIC	*	3	1	1	0	0	0	0	0	0
3/7	at Georgia State	*	1	1	0	1	0	0	0	4	0
3/9	at Clemson *	*	3	0	0	1	0	0	0	0	0
3/10	at Clemson * [2]		1	0	1	0	0	0	0	0	0
3/13	at Auburn		1	0	0	0	0	0	0	0	0
3/16	Virginia Tech *		1	1	1	1	0	0	1	0	0
3/17	Virginia Tech *	*	2	0	0	0	0	0	0	0	0

CAREER STATISTICS

YEAR	AVG	GP-GS	AB	R	H	2B	3B	HR	RBI	SLG	BB	SO	OBP	SB-A	FLD
2015	.298	40-39	151	27	45	9	1	10	34	.570	16	55	.369	0-0	1.000
2016	.319	61-61	248	45	79	16	2	11	54	.532	19	71	.367	2-2	.985
2017	.269	49-49	193	31	52	11	0	10	40	.482	21	58	.345	0-0	.977
2018	.263	14-10	38	7	10	0	0	2	8	.421	5	13	.349	0-0	1.000
TOTAL	.295	164-159	630	110	186	36	3	33	136	.519	61	197	.359	2-2	.976

#26 • PAXTON RIGBY • OF/1B

L/R • SO. • 6-3 • 203 • ALTAMONTE SPRINGS, FLA. (LAKE BRANTLEY)

	2018 SEASON HIGH	CAREER HIGH
Hits	-	1, twice - last vs. Virginia (5/20/17)
Runs	-	1 vs. Virginia (5/20/17)
RBIs	-	-
Doubles	-	1 vs. Virginia (5/20/17)
Triples	-	-
Home Runs	-	-
Stolen Bases	-	-

2018 GAME-BY-GAME

DATE	OPPONENT	GS	AB	R	H	RBI	2B	3B	HR	BB	SB
3/7	at Georgia State		1	0	0	0	0	0	0	0	0
3/17	Virginia Tech *		1	0	0	0	0	0	0	0	0
4/8	Florida State *		1	0	0	0	0	0	0	0	0
4/18	Kennesaw State		1	0	0	0	0	0	0	0	0
5/18	Duke *		1	0	0	0	0	0	0	0	0

CAREER STATISTICS

YEAR	AVG	GP-GS	AB	R	H	2B	3B	HR	RBI	SLG	BB	SO	OBP	SB-A	FLD
2017	.222	9-0	9	2	2	1	0	0	0	.333	2	3	.364	0-0	1.000
2018	.000	5-0	5	0	0	0	0	0	0	.000	0	2	.000	0-0	1.000
TOTAL	.143	14-0	14	2	2	1	0	0	0	.214	2	5	.250	0-0	1.000

#27 • PATRICK WISEMAN • 1B/DH

L/R • SR. • 6-5 • 223 • ROSWELL, GA. (POPE)

	2018 SEASON HIGH	CAREER HIGH
Hits	-	2 vs. Savannah State (5/10/16)
Runs	1 vs. Florida State (4/8/18)	1 vs. Florida State (4/8/18)
RBIs	-	-
Doubles	-	-
Triples	-	-
Home Runs	-	-
Stolen Bases	-	-

2018 GAME-BY-GAME

DATE	OPPONENT	GS	AB	R	H	RBI	2B	3B	HR	BB	SB
2/23	Dartmouth		1	0	0	0	0	0	0	0	0
4/6	Florida State *		1	0	0	0	0	0	0	0	0
4/8	Florida State *		0	1	0	0	0	0	0	0	0
5/19	Duke *		1	0	0	0	0	0	0	0	0

CAREER STATISTICS

YEAR	AVG	GP-GS	AB	R	H	2B	3B	HR	RBI	SLG	BB	SO	OBP	SB-A	FLD
2016	1.000	6-0	2	0	2	0	0	0	0	1.000	0	0	1.000	0-0	1.000
2017	.000	7-1	8	0	0	0	0	0	0	.000	0	3	.000	0-0	1.000
2018	.000	4-0	3	1	0	0	0	0	0	.000	0	2	.000	0-0	.000
TOTAL	.154	17-1	13	1	2	0	0	0	0	.154	0	5	.154	0-0	1.000



PLAYER PROFILES • POSITION PLAYERS

#31 • NICK WILHITE • OF

L/L • SO. • 5-9 • 150 • BUFORD, GA. (BUFORD)

	2018 SEASON HIGH	CAREER HIGH
Hits	3 at NC State (3/23/18)	3 at NC State (3/23/18)
Runs	3 at Mercer (4/10/18)	3 at Mercer (4/10/18)
RBIs	2, twice - last vs. Duke (5/18/18)	2, 4 times
Doubles	-	-
Triples	-	1 vs. Georgia Southern (5/16/17)
Home Runs	-	-
Stolen Bases	1, 4 times	1, 4 times

2018 GAME-BY-GAME

DATE	OPPONENT	GS	AB	R	H	RBI	2B	3B	HR	BB	SB
2/16	Minnesota	*	2	0	0	1	0	0	0	0	0
2/17	Bradley	*	2	0	0	0	0	0	0	1	0
2/18	UConn	*	3	1	0	1	0	0	0	1	0
2/20	at Georgia Southern	*	3	1	1	0	0	0	0	1	0
2/23	Dartmouth	*	1	1	1	0	0	0	0	1	0
2/24	Dartmouth [1]		1	0	0	0	0	0	0	0	0
2/24	Dartmouth [2]		1	0	0	0	0	0	0	0	0
2/27	Arkansas-Pine Bluff		0	0	0	0	0	0	0	1	0
3/7	at Georgia State		2	0	0	0	0	0	0	0	0
3/9	at Clemson *		0	0	0	0	0	0	0	0	0
3/10	at Clemson * [2]	*	2	0	0	0	0	0	0	0	0
3/13	at Auburn	*	1	0	0	0	0	0	0	0	0
3/16	Virginia Tech *	*	4	2	0	0	0	0	0	0	0
3/17	Virginia Tech *		0	0	0	0	0	0	0	0	0
3/18	Virginia Tech *	*	3	0	0	0	0	0	0	0	0
3/21	Auburn		0	0	0	0	0	0	0	0	0
3/23	at NC State * [1]	*	5	1	3	2	0	0	0	0	1
3/23	at NC State * [2]	*	3	0	0	0	0	0	0	0	0
3/25	at NC State *		0	0	0	0	0	0	0	0	0
3/27	Georgia Southern	*	2	0	0	0	0	0	0	0	0
3/30	Miami *		0	0	0	0	0	0	0	0	0
3/31	Miami *	*	4	1	2	1	0	0	0	0	1
4/1	Miami *	*	4	0	1	0	0	0	0	0	0
4/3	at Georgia	*	3	0	0	0	0	0	0	0	0
4/6	Florida State *	*	2	0	0	0	0	0	0	1	0
4/7	Florida State *	*	3	0	0	0	0	0	0	0	0
4/8	Florida State *	*	5	1	1	1	0	0	0	0	0
4/10	at Mercer	*	6	3	1	1	0	0	0	0	0
4/11	Georgia State	*	4	0	0	0	0	0	0	0	0
4/13	at Pittsburgh *	*	2	0	0	0	0	0	0	1	0
4/14	at Pittsburgh *	*	5	0	0	0	0	0	0	1	1
4/15	at Pittsburgh *	*	3	0	0	0	0	0	0	0	0
4/18	Kennesaw State		1	0	0	0	0	0	0	0	0
4/21	at North Carolina *		1	1	1	0	0	0	0	1	0
4/22	at North Carolina *	*	1	0	0	0	0	0	0	0	0
4/25	Georgia	*	2	0	0	0	0	0	0	1	0
4/27	Wake Forest *	*	3	1	1	0	0	0	0	0	0
4/28	Wake Forest *	*	2	1	0	0	0	0	0	1	0
4/29	Wake Forest *	*	2	1	1	1	0	0	0	2	1
5/4	Radford	*	3	0	0	0	0	0	0	0	0
5/5	Radford	*	1	1	0	0	0	0	0	2	0
5/6	Radford		0	0	0	0	0	0	0	0	0
5/8	vs. Georgia	*	3	0	0	0	0	0	0	0	0
5/11	at Virginia *		0	0	0	0	0	0	0	0	0
5/12	at Virginia *	*	4	0	0	0	0	0	0	0	0
5/14	at Virginia *	*	2	0	0	0	0	0	0	1	0
5/15	SEMO		1	1	1	0	0	0	0	0	0
5/17	Duke *	*	3	2	1	1	0	0	0	0	0
5/18	Duke *	*	4	1	2	2	0	0	0	1	0
5/19	Duke *	*	2	1	0	0	0	0	0	0	0

CAREER STATISTICS

YEAR	AVG	GP-GS	AB	R	H	2B	3B	HR	RBI	SLG	BB	SO	OBP	SB-A	FLD
2017	.128	25-7	39	4	5	0	1	0	5	.179	8	12	.277	0-0	1.000
2018	.153	50-36	111	21	17	0	0	0	11	.153	18	37	.280	4-6	.971
TOTAL	.147	75-43	150	25	22	0	1	0	16	.160	26	49	.279	4-6	.977

OVERALL SEASON STATISTICS

RECORD: 31-25 HOME: 25-10 AWAY: 6-14 NEUTRAL: 0-1 ACC: 14-16

Player	avg	gp-gs	ab	r	h	2b	3b	hr	rbi	tb	slg%	bb	hp	so	gdp	ob%	sf	sh	sb-att	po	a	e	fld%	
Joey Bart	.368	55-55	212	55	78	12	0	16	38	138	.651	41	8	52	4	.481	3	0	3-3	411	39	4	.991	
Chase Murray	.355	52-52	203	47	72	11	3	6	39	107	.527	27	1	34	3	.422	6	4	4-6	84	1	2	.977	
Wade Bailey	.345	55-55	223	49	77	13	1	2	31	98	.439	28	4	22	3	.426	1	5	9-11	103	146	6	.976	
Oscar Serratos	.321	36-29	112	22	36	4	1	3	14	51	.455	13	3	31	1	.406	0	0	7-9	29	46	12	.862	
Kyle McCann	.299	52-47	184	47	55	9	1	15	45	111	.603	35	5	55	4	.420	2	0	1-1	299	15	6	.981	
Luke Waddell	.288	41-31	118	20	34	8	1	1	10	47	.398	9	2	17	3	.349	0	1	1-3	18	65	9	.902	
Tristin English	.288	52-52	219	33	63	17	1	6	59	100	.457	8	8	48	8	.333	2	0	1-2	173	15	0	1.000	
Colin Hall	.282	54-49	177	21	50	9	1	2	24	67	.379	20	2	34	3	.360	1	1	3-5	84	5	1	.989	
Austin Wilhite	.254	56-56	209	26	53	13	1	6	30	86	.411	23	3	55	6	.335	1	3	3-5	82	150	12	.951	
Baron Radcliff	.184	37-16	87	8	16	3	0	4	12	31	.356	6	0	43	1	.234	1	0	0-0	37	1	2	.950	
Nick Wilhite	.153	50-36	111	21	17	0	0	0	11	17	.153	18	2	37	1	.280	1	7	4-6	98	4	3	.971	

Michael Guldberg	.368	28-10	38	12	14	2	0	2	9	22	.579	8	3	6	0	.510	0	1	1-1	26	1	1	.964	
Carter Hall	.300	6-6	20	3	6	1	0	2	6	13	.650	1	0	6	0	.318	1	2	0-1	11	0	0	1.000	
Kel Johnson	.263	14-10	38	7	10	0	0	2	8	16	.421	5	0	13	0	.349	0	0	0-0	1	0	0	1.000	
Cameron Turley	.250	8-0	4	0	1	0	0	0	1	1	.250	1	0	2	0	.400	0	0	0-0	11	0	0	1.000	
Jamie Taylor	.200	11-0	10	0	2	0	0	0	0	2	.200	0	0	4	0	.200	0	0	0-0	1	1	0	1.000	
Cole Neuber	.200	11-0	5	2	1	0	0	0	0	1	.200	1	1	1	1	.429	0	0	0-0	4	0	0	1.000	
Paxton Rigby	.000	5-0	5	0	0	0	0	0	0	0	.000	0	0	2	0	.000	0	0	0-0	4	0	0	1.000	
Patrick Wiseman	.000	4-0	3	1	0	0	0	0	0	0	.000	0	0	2	0	.000	0	0	0-0	0	0	0	.000	
Jonathan Hughes	.000	1-0	0	0	0	0	0	0	0	0	.000	0	0	0	0	.000	0	0	0-0	1	6	0	1.000	
Totals	.296	56	1978	374	585	102	10	67	337	908	.459	244	42	464	38	.382	19	24	37-53	1493	536	65	.969	
Opponents	.274	56	1953	308	536	80	10	54	289	798	.409	176	63	485	36	.350	22	21	26-39	1465	517	62	.970	

LOB - Team (468), Opp (434). DPs turned - Team (46), Opp (49). IBB - Team (11), Bart, J 6, Murray, C 1, Hall, Co 1, Serratos, O 1, Wilhite, A 1, McCann, K 1, Opp (4). Picked off - Hall, Co 2, Wilhite, N 1, Murray, C 1, McCann, K 1, Wilhite, A 1, Serratos, O 1.

(All games Sorted by Earned run avg)

Player	era	w-l	app	gs	cg	sho	sv	ip	h	r	er	bb	so	2b	3b	hr	b/avg	wp	hp	bks	sfa	sha		
Connor Thomas	2.87	7-3	15	14	3	0/1	1	94.0	83	35	30	9	104	13	3	3	.232	3	5	0	3	5		
Andy Archer	3.33	4-0	24	0	0	0/3	3	46.0	41	20	17	15	39	7	0	3	.237	1	1	0	1	2		
Xzavion Curry	4.31	8-3	14	14	1	1/2	0	85.2	76	42	41	23	93	3	3	17	.230	2	5	1	1	0		
Tristin English	4.59	2-4	14	9	0	0/1	1	51.0	65	27	26	13	43	6	1	6	.317	2	5	1	4	1		
Brant Hurter	6.04	5-4	14	11	0	0/1	0	53.2	62	36	36	23	56	12	0	3	.288	0	9	0	2	5		

Jake Brace	0.00	0-0	2	0	0	0/0	0	1.1	0	0	0	0	3	0	0	0	.000	0	1	0	0	0		
Cameron Turley	0.00	0-0	1	0	0	0/0	0	1.0	1	1	0	1	1	0	0	0	.250	0	0	0	0	0		
Micah Carpenter	3.94	1-1	12	0	0	0/1	0	16.0	15	8	7	5	8	3	0	2	.268	1	2	0	1	3		
Robert Winborne	4.50	0-0	19	0	0	0/0	0	16.0	18	10	8	6	12	4	0	2	.290	1	4	0	1	0		
Jared Datoc	4.86	1-3	26	0	0	0/0	3	33.1	45	21	18	9	29	12	0	4	.338	3	1	0	2	3		
Jonathan Hughes	5.94	0-3	13	1	0	0/0	1	16.2	21	16	11	17	11	2	1	2	.309	5	5	0	0	1		
Keyton Gibson	5.94	2-1	12	1	0	0/0	0	16.2	16	14	11	12	12	3	0	1	.254	4	5	0	1	0		
Bailey Combs	6.10	0-0	11	0	0	0/1	0	10.1	9	7	7	7	10	2	0	1	.250	1	5	0	2	0		
Oscar Serratos	8.10	0-0	5	0	0	0/1	0	3.1	5	8	3	2	3	1	0	0	.313	0	1	0	1	0		
Joseph Mannelly	9.45	0-0	10	0	0	0/1	0	6.2	3	7	7	6	5	0	0	2	.130	2	0	0	0	0		
Hugh Chapman	9.60	0-1	12	3	0	0/1	0	15.0	24	17	16	12	14	5	1	1	.364	1	4	0	2	1		
Jake Lee	9.68	0-0	14	2	0	0/0	0	17.2	31	22	19	5	28	4	0	5	.369	3	4	0	0	0		
Will Shirah	9.95	0-1	4	1	0	0/0	0	6.1	8	8	7	9	10	2	0	1	.308	1	2	0	1	0		
Ben Schniederjans	11.57	1-1	7	0	0	0/0	0	7.0	13	9	9	2	4	1	1	1	.406	3	4	0	0	0		
Totals	4.94	31-25	56	56	4	5/4	9	497.2	536	308	273	176	485	80	10	54	.274	33	63	2	22	21		
Opponents	5.90	25-31	56	56	1	1/1	10	488.1	585	374	320	244	464	102	10	67	.296	67	42	7	19	24		

PB - Team (8), McCann, K 4, Bart, J 2, Turley, C 2, Opp (14). Pickoffs - Team (6), Bart, J 3, Hughes, J 1, Curry, X 1, Winborne, R 1, Opp (7). SBA/ATT - Bart, J (21-33), Hurter, B (6-7), Archer, A (4-7), Lee, J (5-5), McCann, K (5-5), Gibson, K (3-4), Datoc, J (3-4), Curry, X (2-4), English, T (2-3), Schniederjan (0-1), Winborne, R (0-1), Thomas, C (1-1), Carpenter, M (0-1), Hughes, J (0-1).



ACC ONLY STATISTICS

RECORD: 14-16 HOME: 11-4 AWAY: 3-12

Player	avg	gp-gs	ab	r	h	2b	3b	hr	rbi	tb	slg%	bb	hp	so	gdp	ob%	sf	sh	sb-att	po	a	e	fld%		
Oscar Serratos	.367	22-15	60	12	22	3	1	1	8	30	.500	5	2	17	0	.433	0	0	4-6	5	23	7	.800		
Joey Bart	.342	30-30	117	32	40	6	0	10	24	76	.650	19	4	30	3	.444	2	0	2-2	240	14	3	.988		
Wade Bailey	.342	29-29	117	27	40	8	0	1	16	51	.436	14	3	13	2	.425	0	3	4-5	51	71	3	.976		
Chase Murray	.327	28-28	110	28	36	5	2	3	22	54	.491	17	0	21	2	.405	4	1	1-2	56	0	1	.982		
Kyle McCann	.288	30-28	111	28	32	5	0	7	24	58	.523	18	3	32	3	.398	1	0	0-0	169	6	3	.983		
Colin Hall	.278	30-29	108	13	30	8	0	2	11	44	.407	12	0	16	2	.350	0	0	2-2	54	5	1	.983		
Luke Waddell	.273	22-17	66	8	18	4	1	1	4	27	.409	4	0	9	1	.314	0	0	0-1	10	37	2	.959		
Tristin English	.272	28-28	114	12	31	7	0	3	32	47	.412	6	4	27	3	.331	0	0	1-2	58	5	0	1.000		
Austin Wilhite	.259	30-30	112	14	29	6	0	4	19	47	.420	10	2	34	5	.331	0	2	1-2	47	73	4	.968		
Nick Wilhite	.188	28-22	69	13	13	0	0	0	8	13	.188	9	1	22	1	.291	0	6	4-5	59	1	1	.984		

Michael Guldberg	.400	16-5	20	7	8	2	0	0	3	10	.500	2	2	5	0	.500	0	1	0-0	11	0	1	.917		
Kel Johnson	.286	4-2	7	1	2	0	0	1	2	5	.714	0	0	3	0	.286	0	0	0-0	1	0	0	1.000		
Carter Hall	.125	2-2	8	0	1	0	0	0	0	1	.125	0	0	4	0	.125	0	1	0-0	3	0	0	1.000		
Baron Radcliff	.088	17-5	34	2	3	0	0	1	4	6	.176	2	0	20	0	.135	1	0	0-0	11	0	2	.846		
Jamie Taylor	.000	5-0	5	0	0	0	0	0	0	0	.000	0	0	2	0	.000	0	0	0-0	1	0	0	1.000		
Paxton Rigby	.000	3-0	3	0	0	0	0	0	0	0	.000	0	0	1	0	.000	0	0	0-0	3	0	0	1.000		
Cole Neuber	.000	6-0	3	0	0	0	0	0	0	0	.000	0	0	1	0	.000	0	0	0-0	3	0	0	1.000		
Patrick Wiseman	.000	3-0	2	1	0	0	0	0	0	0	.000	0	0	1	0	.000	0	0	0-0	0	0	0	.000		
Cameron Turley	.000	4-0	1	0	0	0	0	0	0	0	.000	1	0	0	0	.500	0	0	0-0	6	0	0	1.000		
Totals	.286	30	1067	198	305	54	4	34	177	469	.440	119	21	258	22	.366	8	14	19-27	794	253	31	.971		
Opponents	.278	30	1050	176	292	39	7	36	171	453	.431	87	36	266	15	.350	13	12	17-21	795	285	34	.969		

LOB - Team (236), Opp (228). DPs turned - Team (22), Opp (25). IBB - Team (8), Bart, J 4, Wilhite, A 1, Serratos, O 1, McCann, K 1, Murray, C 1, Opp (2). Picked off - Serratos, O 1.

(ACC games only Sorted by Earned run avg)

Player	era	w-l	app	gs	cg	sho	sv	ip	h	r	er	bb	so	2b	3b	hr	b/avg	wp	hp	bk	sfa	sha
Connor Thomas	3.26	5-3	10	10	3	0/0	0	69.0	65	30	25	7	80	9	3	3	.243	3	5	0	2	5
Andy Archer	4.18	2-0	15	0	0	0/0	2	28.0	22	14	13	11	22	5	0	3	.212	1	1	0	1	2
Tristin English	4.72	2-3	9	8	0	0/0	0	40.0	53	22	21	12	33	4	1	5	.323	1	3	1	3	0
Xzavion Curry	5.34	5-3	10	10	1	1/0	0	60.2	60	37	36	18	68	3	2	13	.250	2	4	1	1	0

Hugh Chapman	0.00	0-0	3	0	0	0/0	0	2.1	1	0	0	1	2	0	0	0	.143	1	2	0	1	0
Ben Schniederjans	0.00	0-0	2	0	0	0/0	0	2.0	0	0	0	0	2	0	0	0	.000	0	1	0	0	0
Cameron Turley	0.00	0-0	1	0	0	0/0	0	1.0	1	1	0	1	1	0	0	0	.250	0	0	0	0	0
Jake Brace	0.00	0-0	1	0	0	0/0	0	0.1	0	0	0	0	1	0	0	0	.000	0	0	0	0	0
Joseph Mannelly	2.45	0-0	6	0	0	0/0	0	3.2	0	1	1	3	3	0	0	0	.000	0	0	0	0	0
Robert Winborne	3.52	0-0	12	0	0	0/0	0	7.2	9	5	3	4	5	2	0	2	.290	0	3	0	1	0
Bailey Combs	7.20	0-0	5	0	0	0/0	0	5.0	5	4	4	2	3	2	0	0	.263	0	4	0	0	0
Jared Datoc	7.53	0-2	13	0	0	0/0	1	14.1	24	12	12	4	14	7	0	2	.407	2	0	0	2	1
Micah Carpenter	8.59	0-1	6	0	0	0/0	0	7.1	12	7	7	2	2	3	0	2	.400	1	1	0	0	2
Will Shirah	9.00	0-0	1	0	0	0/0	0	1.0	1	1	1	1	1	0	0	1	.250	0	1	0	0	0
Jake Lee	9.95	0-0	6	0	0	0/0	0	6.1	8	7	7	3	11	1	0	2	.308	2	1	0	0	0
Keyton Gibson	15.75	0-0	4	0	0	0/0	0	4.0	6	8	7	6	4	0	0	0	.353	0	2	0	1	0
Jonathan Hughes	16.88	0-2	6	0	0	0/0	0	5.1	12	11	10	6	6	2	1	2	.444	1	4	0	0	1
Brant Hurter	21.60	0-2	4	2	0	0/0	0	6.2	13	16	16	6	8	1	0	1	.394	0	4	0	1	1
Totals	5.54	14-16	30	30	4	1/0	3	264.2	292	176	163	87	266	39	7	36	.278	14	36	2	13	12
Opponents	5.74	16-14	30	30	0	0/0	7	265.0	305	198	169	119	258	54	4	34	.286	34	21	3	8	14

PB - Team (5), McCann, K 3, Bart, J 1, Turley, C 1, Opp (2). Pickoffs - Team (1), Curry, X 1, Opp (1). SBA/ATT - Bart, J (15-19), Hurter, B (5-5), Archer, A (3-3), Datoc, J (2-3), Lee, J (3-3), English, T (2-3), McCann, K (2-2), Curry, X (1-2), Schniederjan (0-1), Thomas, C (1-1).



GAME-BY-GAME RESULTS

PITCHER OF RECORD

DATE	OPPONENT	W-L	SCORE	ATT.	GT PITCHER	OPP. PITCHER	RECORD	NOTES
2/16	Minnesota	W	3-2	1,245	Xzavion Curry (1-0)	Reggie Meyer (0-1)	1-0	Curry & Thomas struck out eight batters; Bailey & A. Wilhite combine to go 5-for-8
2/17	Bradley	L	7-10	1,285	Schniederjans (0-1)	Alex Gray (1-0)	1-1	Tech pitchers strike out 11 but walk 10 batters; Bart & English both homer
2/18	UConn	L (10)	7-9	1,145	Jared Datoc (0-1)	P.J. Poulin (1-0)	1-2	Tech erases a 7-1 deficit to tie the game late; UConn scores five unearned runs in win
2/20	at Georgia Southern	W	7-1	1,838	Connor Thomas (1-0)	Jacob Parker (0-1)	2-2	Thomas with a career-high 7.0 IP & 6 K's; Bart HR; Waddell two-run single
2/23	Dartmouth	W	10-0	991	Xzavion Curry (2-0)	Cole O'Connor (0-1)	3-2	Curry threw 7.0 scoreless innings; Guldberg first career at bat & first career home run
2/24	Dartmouth [1]	W	12-9	1,396	Keyton Gibson (1-0)	Jack Fossand (0-1)	4-2	GT with 3 home runs in the 2nd inning; Murray 2 HR (4-for-5) with 4 RBIs
2/24	Dartmouth [2]	W	11-5	629	Andy Archer (1-0)	Marc Bachman (0-1)	5-2	McCann with 3 home runs & 4 RBIs; English 4-for-5 with 4 RBIs; Archer first career win
2/27	Arkansas-Pine Bluff	W	8-0	755	Connor Thomas (2-0)	Peyton Burks (0-1)	6-2	GT pitchers combined for 11 Ks & 0 BBs; McCann with a HR & triple; Turley first career hit
3/2	UIC	W	5-0	949	Xzavion Curry (3-0)	Reid Birlingmair (1-1)	7-2	Curry 6.0-shutout innings & 8 Ks; Carter Hall 3-run home run; Bailey 3-for-4, 2 runs
3/3	UIC	W	3-2	1,239	Keyton Gibson (2-0)	Ryan Campbell (2-1)	8-2	Colin Hall two-run single; Johnson RBI single; GT pitchers - 9 Ks, 2 walks
3/4	UIC	L	5-12	1,046	Jonathan Hughes (0-1)	Jacob Key (1-1)	8-3	Bart 3-for-4, BB, HR; Radcliff first-career home run; Murray 2-for-3, RBI
3/7	at Georgia State	W	12-6	321	Schniederjans (1-1)	Bryan White (0-1)	9-3	Carter Hall 2-for-2, HR, 2B, 3 RBIs; English HR, 4 RBIs; Chapman 2nd career-start, 4 Ks
3/9	at No. 6 Clemson *	L	2-3	4,800	Jared Datoc (0-2)	Ryan Miller (2-0)	9-4	Bart 2-for-4, 2B; Murray 3-for-4, RBI, run; Johnson RBI; Curry 5.0 IP, 2 runs, 6 Ks
3/10	at No. 6 Clemson * [1]	L	3-7	-	Connor Thomas (2-1)	Spencer Strider (2-0)	9-5	Thomas 7.0 IP, 3 ER, 7 hits, career-high 9 Ks; Bart 3-for-4, HR, 2 RBIs; English RBI
3/10	at No. 6 Clemson * [2]	L	2-13	5,959	Brant Hurter (0-1)	J. Higginbotham (3-0)	9-6	DH game two delayed 3 hours due to rain; McCann two-run HR; GT batters 9 Ks, 0 BBs
3/13	at No. 13 Auburn	L	7-12	2,436	Hugh Chapman (0-1)	Elliott Anderson (3-0)	9-7	Faced two seven-run deficits; Had a five-run fifth; English & A. Wilhite two RBIs each
3/16	Virginia Tech *	W	16-9	1,054	Xzavion Curry (4-0)	Connor Coward (1-2)	10-7	English 4-for-5, grand slam, 2B, 6 RBIs; season-high 16 runs & 15 RBIs; Waddell HR
3/17	Virginia Tech *	L	8-10	971	Connor Thomas (2-2)	Andrew McDonald (1-1)	10-8	GT used eight pitchers for the game; Bart 3-for-4, HR, 4 RBIs; Murray 3-for-5, 2 runs
3/18	Virginia Tech *	W	10-6	1,108	Andy Archer (2-0)	Luke Scherzer (0-1)	11-8	GT with 10 runs over the first 4 innings; English 1st career start on the mound; Bart HR
3/20	No. 6 Auburn	W	6-4	1,374	Brant Hurter (1-1)	Jack Owen (0-1)	12-8	Coach Hall's 1,000th win at GT; Hurter with 5.1 scoreless innings; Guldberg 3-run HR
3/21	Mercer	L	2-6	853	Will Shirah (0-1)	Robert Broom (4-0)	12-9	season-low five hits; Serratos first career HR; bullpen held MU hitless over last 5 innings
3/23	at No. 6 NC State * [1]	W	13-4	2,391	Xzavion Curry (5-0)	Michael Bienlien (2-1)	13-9	Posted a six-run 1st and 9th; Curry career-high 11 Ks; Nick Wilhite 3 hits, 2 RBIs
3/23	at No. 6 NC State * [2]	L	2-5	2,698	Connor Thomas (2-3)	Johnny Piedmonte (3-0)	13-10	Colin Hall 2-for-2, RBI, 2 BB; Bailey's games-started streak snapped at 93; Archer 5 Ks
3/25	at No. 6 NC State *	L	6-9	2,346	Jared Datoc (0-3)	Kent Klyman (2-0)	13-11	NC State scored six runs in the 8th; English 3 RBIs & 5.0 IP with 5 Ks; McCann HR
3/27	Georgia Southern	W	3-1	818	Brant Hurter (2-1)	Zach Cowart (1-1)	14-11	Hurter with a career-high 10 Ks; Murray 3-for-4, triple, RBI; GT pitchers 12 total Ks
3/30	Miami *	W	6-1	1,191	Xzavion Curry (6-0)	Jeb Bargfeldt (2-3)	15-11	Curry with a career-high 12 Ks; Waddell first career triple; English HR & 3 RBIs
3/31	Miami *	W	13-4	1,648	Connor Thomas (3-3)	Evan McKendry (4-3)	16-11	Thomas career-high 10 Ks over 7.1 innings; Radcliff 3-run HR; Serratos 4 hits, 2 RBIs
4/1	Miami *	W	4-1	1,137	Tristin English (1-0)	Andrew Cabezas (2-3)	17-11	English first career win; Archer first career save; Bailey 2-for-3, 2B, RBI; Hall 2-for-4, 2B
4/3	at No. 17 Georgia	L	0-4	3,730	Brant Hurter (2-2)	Kevin Smith (4-1)	17-12	Hurter goes 6.1 innings in the start; Bart 2-for-4, 2B; Tech with 4 hits & 14 strikeouts
4/6	No. 6 Florida State *	L	2-10	1,764	Xzavion Curry (6-1)	Cole Sands (6-1)	17-13	Bart hits his 9th HR; A. Wilhite 2-for-4; Guldberg PH RBI; Curry 1st loss of the season
4/7	No. 6 Florida State *	W	2-1	1,375	Connor Thomas (4-3)	Conor Grady (3-1)	18-13	Thomas picks up the complete game win, 1 ER, 9 K; Serratos 2 doubles, 3 RBIs
4/8	No. 6 Florida State *	W	16-3	1,557	Tristin English (2-0)	Austin Pollock (2-3)	19-13	GT pitchers 0 walks; GT batters 12 walks; A. Wilhite inside the park HR, 5 RBIs
4/10	at Mercer	W	16-8	1,248	Brant Hurter (3-2)	Nick Spear (2-1)	20-13	GT matched its season-high with 16 runs on 16 hits; 5 HRs; McCann GS & 5 RBIs
4/11	Georgia State	L	2-5	1,272	Keyton Gibson (2-1)	Tanner Thomson (1-1)	20-14	GT batters struck out 14 times; GT pitchers with 0 walks; Teams used 15 pitchers
4/13	at Pittsburgh *	W	7-3	424	Andy Archer (3-0)	YaYa Chentouf (4-2)	21-14	McCann go-ahead grand slam in the 9th; Murray HR in the 8th; Archer 3.0-scoreless IP
4/14	at Pittsburgh *	L (14)	3-4	611	Jonathan Hughes (0-2)	RJ Freure (3-1)	21-15	A. Wilhite 4-for-5, HR, 2 RBIs - RBI double in 9th to tie game; Thomas 7.1 IP, 9 K in GS
4/15	at Pittsburgh *	L	5-6	307	Micah Carpenter (0-1)	Kevin Henriksen (1-2)	21-16	GT led 4-2 after four innings; A. Wilhite 2-run HR; Murray & Bailey 2 hits & an RBI each
4/18	Kennesaw State	W	17-7	930	Brant Hurter (4-2)	Ryan Kennedy (2-6)	22-16	McCann 7 RBIs on a grand slam & a 3-run HR; Bailey HR & 5 RBIs; Radcliff HR & 3 RBIs
4/20	at No. 8 North Carolina *	L	3-9	2,795	Xzavion Curry (6-2)	Caden O'Brien (2-0)	22-17	UNC scores five in the second; Bart 2-for-5, HR; Serratos 2-for-3; Tech only 9 hits
4/21	at No. 8 North Carolina * L (10)	8-9	3,871	Jonathan Hughes (0-3)	Josh Hiatt (2-1)	22-18	UNC grand slam in 8th to tie the game; Bart 2-run single in 10th; UNC plates 3 in 10th	
4/22	at No. 8 North Carolina *	L	3-10	2,794	Tristin English (2-1)	Cooper Criswell (3-2)	22-19	UNC scores seven in the seventh inning; Murray 2-for-3, RBI; English 1-for-4, 2 RBIs
4/25	No. 20 Georgia	L	3-8	1,878	Brant Hurter (4-3)	Zak Kristofak (3-1)	22-20	Tech's 10 hits were all singles; UGA scored 5 runs with 2 outs; Co. Hall 2-for-4, 2 RBIs
4/27	Wake Forest *	W	7-0	1,007	Xzavion Curry (7-2)	Griffin Roberts (4-4)	23-20	Curry strike outs 12 in two-hit, complete-game shutout; Co. Hall & Murray 2 RBIs each
4/28	Wake Forest *	W	5-1	1,480	Connor Thomas (5-3)	M. McSweeney (2-5)	24-20	Thomas strike outs 17 batters in complete-game win; Co. Hall, Murray & McCann all HR
4/29	Wake Forest *	L	3-6	1,182	Tristin English (2-2)	Rayne Supple (4-2)	24-21	Tech strikes out 11 WF hitters; GT 1-for-12 with RISP; Waddell 2-for-2; N. Wilhite RBI
5/4	Radford	W	6-5	852	Andy Archer (4-0)	Kyle Palmer (2-2)	25-21	A. Wilhite with a two-run walk-off double to score Serratos (2-run single in 9th) in 9th
5/5	Radford	W (10)	11-8	946	Micah Carpenter (1-1)	Brandon Donovan (1-2)	26-21	Radcliff three-run walk-off HR with two outs in 10th; Carpenter 2.0-scoreless innings
5/6	Radford	W	4-0	960	Brant Hurter (5-3)	Ryan Sande (2-2)	27-21	5th shutout of the season; Hurter, Combs & Archer combine for 13 Ks; Archer 2nd save
5/8	vs. No 15 Georgia #	L	1-3	17,741	Tristin English (2-3)	C.J. Smith (1-0)	27-22	Five players with one hit each; Co. Hall RBI; Carpenter 3.0-hitless innings; Five hits
5/11	at Virginia *	L	6-8	3,555	Xzavion Curry (7-3)	Derek Casey (6-3)	27-23	GT scored five runs in the last two innings; Bart & A. Wilhite HR each; A. Wilhite 3 RBIs
5/12	at Virginia *	W	5-1	3,974	Connor Thomas (6-3)	Noah Murdock (1-2)	28-23	Thomas CG win with 7 K, 0 BB, 1 unearned run, 100 K of the season; Murray 2 RBIs
5/14	at Virginia *	L	4-8	3,109	Tristin English (2-4)	Daniel Lynch (4-4)	28-24	Bart 2 HRs; Tech strikes out 17 times; Two and a half hour rain delay - 9:31 p.m. start
5/15	Southeast Missouri	W	8-5	788	Jared Datoc (1-3)	Wesley Pyles (0-1)	29-24	Eight different Jackets with at least one hit; English 2 RBIs; Hughes first career save
5/17	No. 10 Duke *	W	9-6	849	Xzavion Curry (8-3)	Mitch Stallings (3-4)	30-24	Serratos & Murray each with a 2-run triple; Curry 10 K's; Archer 3rd save; 2:10 delay
5/18	No. 10 Duke *	W	20-7	1,047	Connor Thomas (7-3)	Ryan Day (5-3)	31-24	Bart, McCann, English & Co. Hall HR each; 12-run fifth inning; five players with 3 RBIs
5/19	No. 10 Duke *	L	5-12	1,156	Brant Hurter (5-4)	Bryce Jarvis (4-1)	31-25	Bailey HR in final career at-bat at Russ Chandler Stadium; McCann 2 RBIs; Bart 2 BB

[] game in doubleheader

() extra inning game

* ACC games

Children's Healthcare of Atlanta Spring Classic (SunTrust Park)



STARTING LINEUPS BY POSITION

Date	Opponent	No. (Time)	Record	C	1B	2B	3B	SS	LF	CF	RF	DH
2/16	Minnesota	1 (1)	1-0	Bart	English	Bailey	Waddell	A. Wilhite	Murray	N. Wilhite	Radcliff	Johnson
2/17	Bradley	2 (1)	0-1	Bart	McCann	Bailey	Waddell	A. Wilhite	Murray	N. Wilhite	Co. Hall	English
2/18	UConn	3 (1)	0-1	Bart	English	Bailey	Serratos	A. Wilhite	Murray	N. Wilhite	Radcliff	Johnson
2/20	at Georgia Southern	4 (1)	1-0	Bart	English	Bailey	Waddell	A. Wilhite	Murray	N. Wilhite	Co. Hall	Johnson
2/23	Dartmouth	1 (2)	2-0	Bart	English	Bailey	Waddell	A. Wilhite	Murray	N. Wilhite	Radcliff	Johnson
2/24	Dartmouth [1]	5 (1)	1-0	Bart	English	Bailey	Serratos	A. Wilhite	Murray	Guldborg	Co. Hall	Johnson
2/24	Dartmouth [2]	6 (1)	1-0	McCann	English	Bailey	Waddell	A. Wilhite	Co. Hall	Murray	Radcliff	Bart
2/27	Arkansas-Pine Bluff	7 (1)	1-0	Bart	McCann	Bailey	Waddell	A. Wilhite	Murray	Guldborg	Co. Hall	English
3/2	UIC	8 (1)	1-0	Bart	English	Bailey	Waddell	A. Wilhite	Murray	Ca. Hall	Radcliff	McCann
3/3	UIC	9 (1)	1-0	Bart	English	Bailey	Waddell	A. Wilhite	Murray	Ca. Hall	Co. Hall	Johnson
3/4	UIC	10 (1)	0-1	Bart	English	Bailey	Waddell	A. Wilhite	Murray	Ca. Hall	Radcliff	Johnson
3/7	at Georgia State	11 (1)	1-0	McCann	English	Bailey	Serratos	A. Wilhite	Murray	Ca. Hall	Co. Hall	Johnson
3/9	at No. 6 Clemson *	9 (2)	1-1	Bart	English	Bailey	Waddell	A. Wilhite	Murray	Ca. Hall	Co. Hall	Johnson
3/10	at No. 6 Clemson * [1]	12 (1)	0-1	Bart	McCann	Bailey	Waddell	A. Wilhite	Murray	Ca. Hall	Co. Hall	English
3/10	at No. 6 Clemson * [2]	13 (1)	0-1	McCann	English	Bailey	Waddell	A. Wilhite	Murray	N. Wilhite	Co. Hall	Bart
3/13	at No. 13 Auburn	2 (2)	0-2	Bart	McCann	Bailey	Waddell	A. Wilhite	Murray	N. Wilhite	Co. Hall	English
3/16	Virginia Tech *	14 (1)	1-0	Bart	English	Bailey	Waddell	A. Wilhite	Murray	N. Wilhite	Co. Hall	McCann
3/17	Virginia Tech *	15 (1)	0-1	Bart	English	Bailey	Waddell	A. Wilhite	Murray	Guldborg	Co. Hall	Johnson
3/18	Virginia Tech *	2 (3)	1-2	Bart	McCann	Bailey	Waddell	A. Wilhite	Murray	N. Wilhite	Co. Hall	English (P)
3/20	No. 6 Auburn	7 (2)	2-0	Bart	McCann	Bailey	Waddell	A. Wilhite	Murray	Guldborg	Co. Hall	English
3/21	Mercer	16 (1)	0-1	McCann	English	Bailey	Serratos	A. Wilhite	Murray	Guldborg	Radcliff	Bart
3/23	at No. 6 NC State * [1]	2 (4)	2-2	Bart	McCann	Bailey	Waddell	A. Wilhite	Murray	N. Wilhite	Co. Hall	English
3/23	at No. 6 NC State * [2]	17 (1)	0-1	McCann	English	Waddell	Serratos	A. Wilhite	Murray	N. Wilhite	Co. Hall	Bart
3/25	at No. 6 NC State *	7 (3)	2-1	Bart	McCann	Bailey	Waddell	A. Wilhite	Murray	Guldborg	Co. Hall	English (P)
3/27	Georgia Southern	14 (2)	2-0	Bart	English	Bailey	Waddell	A. Wilhite	Murray	N. Wilhite	Co. Hall	McCann
3/30	Miami *	18 (1)	1-0	Bart	English	Bailey	Waddell	A. Wilhite	Murray	Guldborg	Co. Hall	McCann
3/31	Miami *	19 (1)	1-0	Bart	McCann	Bailey	Serratos	A. Wilhite	Murray	N. Wilhite	Co. Hall	English
4/1	Miami *	20 (1)	1-0	Bart	McCann	Bailey	Serratos	A. Wilhite	Murray	N. Wilhite	Co. Hall	Radcliff
4/3	at No. 17 Georgia	20 (2)	1-1	Bart	McCann	Bailey	Serratos	A. Wilhite	Murray	N. Wilhite	Co. Hall	Radcliff
4/6	No. 6 Florida State *	21 (1)	0-1	Bart	McCann	Bailey	Waddell	A. Wilhite	Co. Hall	N. Wilhite	Radcliff	English
4/7	No. 6 Florida State *	22 (1)	1-0	Bart	McCann	Bailey	Serratos	A. Wilhite	Guldborg	N. Wilhite	Co. Hall	English
4/8	No. 6 Florida State *	19 (2)	2-0	Bart	McCann	Bailey	Serratos	A. Wilhite	Murray	N. Wilhite	Co. Hall	English (P)
4/10	at Mercer	22 (2)	2-0	Bart	McCann	Bailey	Serratos	A. Wilhite	Guldborg	N. Wilhite	Co. Hall	English
4/11	Georgia State	23 (1)	0-1	McCann	Serratos	Bailey	Waddell	A. Wilhite	Co. Hall	N. Wilhite	Radcliff	Bart
4/13	at Pittsburgh *	19 (3)	2-1	Bart	McCann	Bailey	Serratos	A. Wilhite	Murray	N. Wilhite	Co. Hall	English
4/14	at Pittsburgh *	2 (6)	3-3	Bart	McCann	Bailey	Waddell	A. Wilhite	Murray	N. Wilhite	Co. Hall	English
4/15	at Pittsburgh *	19 (4)	2-2	Bart	McCann	Bailey	Serratos	A. Wilhite	Murray	N. Wilhite	Co. Hall	English
4/18	Kennesaw State	20 (1)	1-0	Bart	English	Bailey	Waddell	A. Wilhite	Murray	Serratos	Co. Hall	McCann
4/20	at No. 8 North Carolina *	20 (2)	1-1	Bart	English	Bailey	Waddell	A. Wilhite	Murray	Serratos	Co. Hall	McCann
4/21	at No. 8 North Carolina *	24 (1)	0-1	Bart	McCann	Bailey	Serratos	A. Wilhite	Murray	Guldborg	Radcliff	English
4/22	at No. 8 North Carolina *	2 (7)	3-4	Bart	McCann	Bailey	Waddell	A. Wilhite	Murray	N. Wilhite	Co. Hall	English (P)
4/25	No. 20 Georgia	19 (5)	2-3	Bart	McCann	Bailey	Serratos	A. Wilhite	Murray	N. Wilhite	Co. Hall	English
4/27	Wake Forest *	14 (3)	3-0	Bart	English	Bailey	Waddell	A. Wilhite	Murray	N. Wilhite	Co. Hall	McCann
4/28	Wake Forest *	2 (8)	4-4	Bart	McCann	Bailey	Waddell	A. Wilhite	Murray	N. Wilhite	Co. Hall	English
4/29	Wake Forest *	25 (1)	0-1	Bart	McCann	Bailey	Waddell	A. Wilhite	Murray	N. Wilhite	Co. Hall	Radcliff
5/4	Radford	19 (6)	3-3	Bart	McCann	Bailey	Serratos	A. Wilhite	Murray	N. Wilhite	Co. Hall	English
5/5	Radford	19 (7)	4-3	Bart	McCann	Bailey	Serratos	A. Wilhite	Murray	N. Wilhite	Co. Hall	English
5/6	Radford	26 (1)	1-0	Bart	McCann	Bailey	Serratos	A. Wilhite	Murray	Co. Hall	Radcliff	English
5/8	vs. No. 15 Georgia #	19 (8)	4-4	Bart	McCann	Bailey	Serratos	A. Wilhite	Murray	N. Wilhite	Co. Hall	English (P)
5/11	at Virginia *	26 (2)	1-1	Bart	McCann	Bailey	Serratos	A. Wilhite	Murray	Co. Hall	Radcliff	English
5/12	at Virginia *	19 (9)	5-4	Bart	McCann	Bailey	Serratos	A. Wilhite	Murray	N. Wilhite	Co. Hall	English
5/14	at Virginia *	19 (10)	5-5	Bart	McCann	Bailey	Serratos	A. Wilhite	Murray	N. Wilhite	Co. Hall	English (P)
5/15	Southeast Missouri	27 (1)	1-0	McCann	English	Bailey	Serratos	A. Wilhite	Murray	Co. Hall	Radcliff	Bart
5/17	No. 10 Duke *	19 (11)	6-5	Bart	McCann	Bailey	Serratos	A. Wilhite	Murray	N. Wilhite	Co. Hall	English
5/18	No. 10 Duke *	19 (12)	7-5	Bart	McCann	Bailey	Serratos	A. Wilhite	Murray	N. Wilhite	Co. Hall	English
5/19	No. 10 Duke *	19 (13)	7-6	Bart	McCann	Bailey	Serratos	A. Wilhite	Murray	N. Wilhite	Co. Hall	English

[] game in doubleheader

* ACC games

Children's Healthcare of Atlanta Spring Classic (SunTrust Park)



STARTING LINEUPS BY BATTING ORDER

Date	Opponent	No. (Time)	Record	1	2	3	4	5	6	7	8	9
2/16	Minnesota	1 (1)	1-0	Bailey	Murray	Bart	English	Radcliff	Johnson	A. Wilhite	Waddell	N. Wilhite
2/17	Bradley	2 (1)	0-1	Bailey	Murray	Bart	English	McCann	A. Wilhite	Co. Hall	Waddell	N. Wilhite
2/18	UConn	3 (1)	0-1	Bailey	A. Wilhite	Bart	English	Johnson	Radcliff	Serratos	Murray	N. Wilhite
2/20	at Georgia Southern	4 (1)	1-0	Bailey	Murray	Bart	English	Johnson	A. Wilhite	Co. Hall	Waddell	N. Wilhite
2/23	Dartmouth	5 (1)	1-0	Bailey	Murray	Bart	English	Johnson	Radcliff	A. Wilhite	Waddell	N. Wilhite
2/24	Dartmouth [1]	6 (1)	1-0	Bailey	Murray	Bart	English	Johnson	A. Wilhite	Co. Hall	Serratos	Guldborg
2/24	Dartmouth [2]	7 (1)	1-0	Bailey	Murray	Bart	English	McCann	Co. Hall	A. Wilhite	Waddell	Radcliff
2/27	Arkansas-Pine Bluff	8 (1)	1-0	Bailey	Murray	Bart	English	McCann	A. Wilhite	Co. Hall	Waddell	Guldborg
3/2	UIC	9 (1)	1-0	Bailey	Murray	Bart	English	McCann	Waddell	A. Wilhite	Radcliff	Ca. Hall
3/3	UIC	10 (1)	1-0	Bailey	Murray	Bart	English	Johnson	Waddell	Ca. Hall	Co. Hall	A. Wilhite
3/4	UIC	11 (1)	0-1	Bailey	Murray	Bart	English	Johnson	Waddell	Ca. Hall	Radcliff	A. Wilhite
3/7	at Georgia State	12 (1)	1-0	Bailey	Murray	McCann	English	Johnson	Ca. Hall	Co. Hall	A. Wilhite	Serratos
3/9	at No. 6 Clemson *	13 (1)	0-1	Bailey	Murray	Bart	English	Johnson	Ca. Hall	A. Wilhite	Waddell	Co. Hall
3/10	at No. 6 Clemson * [1]	14 (1)	0-1	Bailey	Murray	Bart	English	McCann	Ca. Hall	Waddell	Co. Hall	A. Wilhite
3/10	at No. 6 Clemson * [2]	15 (1)	0-1	Bailey	Murray	Bart	English	McCann	A. Wilhite	Waddell	Co. Hall	N. Wilhite
3/13	at No. 13 Auburn	16 (1)	0-1	Bailey	Murray	Bart	McCann	English	Co. Hall	A. Wilhite	Waddell	N. Wilhite
3/16	Virginia Tech *	17 (1)	1-0	Bailey	Murray	Bart	English	McCann	Co. Hall	A. Wilhite	Waddell	N. Wilhite
3/17	Virginia Tech *	18 (1)	0-1	Bailey	Murray	Bart	English	Johnson	A. Wilhite	Co. Hall	Waddell	Guldborg
3/18	Virginia Tech *	19 (1)	1-0	Murray	Bart	Bailey	McCann	English	Co. Hall	Waddell	A. Wilhite	N. Wilhite
3/20	No. 6 Auburn	20 (1)	1-0	Murray	Bart	Bailey	English	McCann	A. Wilhite	Co. Hall	Waddell	Guldborg
3/21	Mercer	21 (1)	0-1	Murray	Bart	Bailey	English	McCann	A. Wilhite	Guldborg	Radcliff	Serratos
3/23	at No. 6 NC State * [1]	22 (1)	1-0	Murray	Bart	Bailey	English	McCann	Co. Hall	A. Wilhite	Waddell	N. Wilhite
3/23	at No. 6 NC State * [2]	23 (1)	0-1	Murray	Bart	English	McCann	Co. Hall	A. Wilhite	Waddell	Serratos	N. Wilhite
3/25	at No. 6 NC State *	24 (1)	0-1	Murray	Bart	McCann	English	Bailey	Co. Hall	A. Wilhite	Waddell	Guldborg
3/27	Georgia Southern	25 (1)	1-0	Murray	Bart	English	McCann	Bailey	Co. Hall	A. Wilhite	Waddell	N. Wilhite
3/30	Miami *	24 (2)	2-0	Murray	Bart	McCann	English	Bailey	Co. Hall	A. Wilhite	Waddell	Guldborg
3/31	Miami *	26 (1)	1-0	Murray	Bart	McCann	English	Bailey	Co. Hall	A. Wilhite	Serratos	N. Wilhite
4/1	Miami *	27 (1)	1-0	Murray	Bart	McCann	Bailey	Co. Hall	Radcliff	A. Wilhite	Serratos	N. Wilhite
4/3	at No. 17 Georgia	27 (2)	1-1	Murray	Bart	McCann	Bailey	Co. Hall	Radcliff	A. Wilhite	Serratos	N. Wilhite
4/6	No. 6 Florida State *	28 (1)	0-1	Co. Hall	Bart	McCann	English	Bailey	Radcliff	Waddell	A. Wilhite	N. Wilhite
4/7	No. 6 Florida State *	29 (1)	1-0	Bailey	Bart	McCann	English	Guldborg	Co. Hall	A. Wilhite	Serratos	N. Wilhite
4/8	No. 6 Florida State *	30 (1)	1-0	Murray	Bart	McCann	English	Bailey	Co. Hall	Serratos	A. Wilhite	N. Wilhite
4/10	at Mercer	31 (1)	1-0	Bailey	Bart	McCann	English	Guldborg	Co. Hall	Serratos	A. Wilhite	N. Wilhite
4/11	Georgia State	32 (1)	0-1	A. Wilhite	Bart	McCann	Bailey	Co. Hall	Serratos	Radcliff	Waddell	N. Wilhite
4/13	at Pittsburgh *	33 (1)	1-0	Murray	Bart	McCann	English	Bailey	A. Wilhite	Co. Hall	Serratos	N. Wilhite
4/14	at Pittsburgh *	34 (1)	0-1	Murray	Bart	McCann	English	Bailey	A. Wilhite	Waddell	Co. Hall	N. Wilhite
4/15	at Pittsburgh *	35 (1)	0-1	Murray	Bart	McCann	English	Bailey	A. Wilhite	Serratos	Co. Hall	N. Wilhite
4/18	Kennesaw State	36 (1)	1-0	Murray	Bart	McCann	English	Bailey	A. Wilhite	Serratos	Co. Hall	Waddell
4/20	at No. 8 North Carolina *	36 (2)	1-1	Murray	Bart	McCann	English	Bailey	A. Wilhite	Serratos	Co. Hall	Waddell
4/21	at No. 8 North Carolina *	37 (1)	0-1	Bailey	Bart	McCann	Murray	English	Serratos	A. Wilhite	Radcliff	Guldborg
4/22	at No. 8 North Carolina *	38 (1)	0-1	Bailey	Bart	McCann	Murray	English	Waddell	A. Wilhite	Co. Hall	N. Wilhite
4/25	No. 20 Georgia	39 (1)	0-1	Bailey	Bart	McCann	English	Murray	Serratos	A. Wilhite	Co. Hall	N. Wilhite
4/27	Wake Forest *	38 (2)	1-1	Bailey	Bart	McCann	Murray	English	Waddell	A. Wilhite	Co. Hall	N. Wilhite
4/28	Wake Forest *	38 (3)	2-1	Bailey	Bart	McCann	Murray	English	Waddell	A. Wilhite	Co. Hall	N. Wilhite
4/29	Wake Forest *	40 (1)	0-1	Bailey	Bart	McCann	Murray	A. Wilhite	Co. Hall	Waddell	Radcliff	N. Wilhite
5/4	Radford	41 (1)	1-0	Bailey	Bart	McCann	Murray	English	Serratos	A. Wilhite	Co. Hall	N. Wilhite
5/5	Radford	42 (1)	1-0	Bailey	Bart	Murray	English	McCann	Serratos	A. Wilhite	Co. Hall	N. Wilhite
5/6	Radford	43 (1)	1-0	Bailey	Bart	Murray	English	McCann	Serratos	A. Wilhite	Co. Hall	Radcliff
5/8	vs. No. 15 Georgia #	42 (2)	1-1	Bailey	Bart	Murray	English	McCann	Serratos	A. Wilhite	Co. Hall	N. Wilhite
5/11	at Virginia *	44 (1)	0-1	Bailey	Murray	Bart	McCann	English	Serratos	Co. Hall	A. Wilhite	Radcliff
5/12	at Virginia *	45 (1)	1-0	Bailey	Murray	Bart	McCann	English	A. Wilhite	Serratos	Co. Hall	N. Wilhite
5/14	at Virginia *	46 (1)	0-1	Bailey	Murray	Bart	English	McCann	A. Wilhite	Co. Hall	Serratos	N. Wilhite
5/15	Southeast Missouri	47 (1)	1-0	Murray	Bailey	Bart	McCann	English	Co. Hall	A. Wilhite	Serratos	Radcliff
5/17	No. 10 Duke *	48 (1)	1-0	Bailey	Murray	Bart	McCann	English	Co. Hall	A. Wilhite	Serratos	N. Wilhite
5/18	No. 10 Duke *	48 (2)	2-0	Bailey	Murray	Bart	McCann	English	Co. Hall	A. Wilhite	Serratos	N. Wilhite
5/19	No. 10 Duke *	48 (3)	2-1	Bailey	Murray	Bart	McCann	English	Co. Hall	A. Wilhite	Serratos	N. Wilhite

[] game in doubleheader

* ACC games

Children's Healthcare of Atlanta Spring Classic (SunTrust Park)



2018 GEORGIA TECH ROSTER

No.	Name	B/T	Position	Height	Weight	Year	Hometown/High School
1	Xzavion Curry	R/R	RHP/SS	5-10	183	So.	Atlanta, Ga./Mays
2	Carter Hall	R/R	OF/INF	6-0	181	R-So.	Alpharetta, Ga./Wesleyan School
3	Wade Bailey	R/R	INF	5-9	180	Sr.	Villa Rica, Ga./Villa Rica
4	Cole Neuber	R/R	RHP/OF	6-2	189	Fr.	Alpharetta, Ga./Johns Creek
5	Colin Hall	L/R	OF	5-11	178	Fr.	Alpharetta, Ga./Wesleyan School
6	Michael Guldberg	R/R	INF/OF	6-0	168	Fr.	Marietta, Ga./Walton
7	Luke Waddell	L/R	INF	5-9	171	Fr.	Loveland, Ohio/Loveland
8	Jonathan Hughes	R/R	RHP	6-2	190	R-So.	Flowery Branch, Ga./Flowery Branch
9	Joey Bart	R/R	C	6-3	225	Jr.	Buford, Ga./Buford
10	Chase Murray	L/R	OF	6-0	189	So.	Cincinnati, Ohio/Cincinnati Hills Christian Acad.
11	Tristin English	R/R	RHP/1B	6-3	214	R-So.	Williamson, Ga./Pike County
13	Ben Schniederjans	R/R	RHP	6-2	188	R-Sr.	Powder Springs, Ga./Harrison
14	Austin Wilhite	R/R	INF	5-9	171	So.	Buford, Ga./Buford
15	Hugh Chapman	R/R	RHP	6-3	213	Fr.	Smyrna, Ga./Holy Innocents' Episcopal
16	Kyle McCann	L/R	C/1B	6-2	217	So.	Suwanee, Ga./Lambert
18	Cameron Turley	R/R	C/RHP	6-4	201	Fr.	Dacula, Ga./Mill Creek
20	Jamie Taylor	R/R	C/RHP	6-1	197	Fr.	Johns Creek, Ga./Marist School
21	Brant Hurter	L/L	LHP	6-6	228	Fr.	Canton, Ga./Woodstock
22	Baron Radcliff	L/R	OF	6-4	228	Fr.	Peachtree Corners, Ga./Norcross
23	Oscar Serratos	R/R	INF/RHP	6-3	183	Fr.	Lawrenceville, Ga./Grayson
24	Jake Lee	R/R	RHP	5-11	175	Jr.	Brooks, Ga./Whitewater
25	Kel Johnson	R/R	OF/1B	6-4	196	Sr.	Palmetto, Ga./Home Schooled
26	Paxton Rigby	L/R	OF/1B	6-3	203	So.	Altamonte Springs, Fla./Lake Brantley
27	Patrick Wiseman	L/R	RHP/1B	6-5	223	Sr.	Roswell, Ga./Pope
28	Jared Dato	R/R	RHP	5-8	203	Sr.	Atlanta, Ga./Pace Academy
29	Bailey Combs	R/R	RHP	5-11	208	Jr.	Smyrna, Ga./Whitefield Academy
31	Nick Wilhite	L/L	OF/LHP	5-9	150	So.	Buford, Ga./Buford
32	Joseph Mannelly	L/L	LHP	6-3	212	Fr.	Atlanta, Ga./Marist School
34	Will Shirah	S/L	LHP/OF	6-2	195	Fr.	Blue Ridge, Ga./Fannin County
35	Garrett Gooden *	R/R	RHP	6-5	207	So.	Decatur, Ga./St. Pius X Catholic
36	Sam Crawford *	L/L	LHP	6-2	216	Fr.	Raleigh, N.C./St David's
37	Keyton Gibson	R/R	RHP	6-2	207	Jr.	Buford, Ga./Buford
38	Robert Winborne	R/R	RHP	6-2	192	Jr.	Atlanta, Ga./The Lovett School
39	Jake Brace	R/R	RHP	5-11	182	Fr.	Suwanee, Ga./North Gwinnett
40	Micah Carpenter	R/R	RHP	5-11	192	Jr.	Jefferson, Ga./Jefferson
42	Connor Thomas	L/L	LHP	5-11	156	So.	Omega, Ga./Tift County
45	Andy Archer	R/R	RHP	6-4	210	So.	Duluth, Ga./Wesleyan School

ALPHABETICAL

No.	Name
45	Andy Archer
3	Wade Bailey
9	Joey Bart
39	Jake Brace
40	Micah Carpenter
15	Hugh Chapman
29	Bailey Combs
36	Sam Crawford*
1	Xzavion Curry
28	Jared Dato
11	Tristin English
37	Keyton Gibson
35	Garrett Gooden *
6	Michael Guldberg
2	Carter Hall
5	Colin Hall
8	Jonathan Hughes
21	Brant Hurter
25	Kel Johnson
24	Jake Lee
32	Joseph Mannelly
16	Kyle McCann
10	Chase Murray
4	Cole Neuber
22	Baron Radcliff
26	Paxton Rigby
13	Ben Schniederjans
23	Oscar Serratos
34	Will Shirah
20	Jamie Taylor
42	Connor Thomas
18	Cameron Turley
7	Luke Waddell
14	Austin Wilhite
31	Nick Wilhite
38	Robert Winborne
27	Patrick Wiseman

COACHES & STAFF

Head Coach:	17 Danny Hall (Miami, Ohio '77), 25th year at Tech	*not active this season
Assistant Coach/Pitching:	41 Jason Howell (North Carolina '02), 6th year	
Assistant Coach/Hitting:	12 Mike Nickeas (Georgia Tech '15), 4th year	
Volunteer Assistant Coach:	19 Eric Patterson (Georgia Tech '17), 1st year	
Undergraduate Assistant Coach:	Mark Pope, 1st year	
Undergraduate Assistant Coach:	Zane Evans, 1st year	
Bullpen Catcher:	Johnathan Langley, 4th year	
Director of Baseball Operations:	Nick Scherer (Georgia Tech, '07), 11th year	
Athletic Trainer:	Paul Wolkoff (Georgia Tech, '93), 10th year	
Strength & Conditioning:	Steve Tamborra (Florida State '94), 19th year	
Equipment Manager:	David McDaniel (Liberty, '09), 3rd year	

BY STATE

Georgia (33)

Andy Archer	Duluth
Wade Bailey	Villa Rica
Joey Bart	Buford
Jake Brace	Suwanee
Micah Carpenter	Jefferson
Hugh Chapman	Smyrna
Bailey Combs	Smyrna
Xzavion Curry	Atlanta
Jared Dato	Atlanta
Tristin English	Williamson
Keyton Gibson	Buford
Garrett Gooden	Decatur
Michael Guldberg	Marietta
Carter Hall	Alpharetta

Colin Hall	Alpharetta
Jonathan Hughes	Flowery Branch
Brant Hurter	Canton
Kel Johnson	Palmetto
Jake Lee	Brooks
Joseph Mannelly	Atlanta
Kyle McCann	Suwanee
Cole Neuber	Alpharetta
Baron Radcliff	Peachtree Corners
Ben Schniederjans	Powder Springs
Oscar Serratos	Lawrenceville
Will Shirah	Blue Ridge
Jamie Taylor	Johns Creek
Connor Thomas	Omega
Cameron Turley	Dacula
Austin Wilhite	Buford
Nick Wilhite	Buford

Robert Winborne	Atlanta
Patrick Wiseman	Roswell

Florida (1)

Paxton Rigby	Altamonte Springs
--------------	-------------------

North Carolina (1)

Sam Crawford	Raleigh
--------------	---------

Ohio (2)

Chase Murray	Cincinnati
Luke Waddell	Loveland


BY CLASS

Seniors (5): Bailey, Dato, Johnson, Schniederjans*, Wiseman

Juniors (6): Bart, Carpenter, Combs, Gibson, Lee, Winborne

Sophomores (12): Archer, Curry, English*, Gooden, Carter Hall*, Hughes*, McCann, Murray, Rigby, Thomas, A. Wilhite, N. Wilhite


Freshmen (14): Brace, Crawford, Chapman, Guldberg, Colin Hall, Hurter, Mannelly, Neuber, Radcliff, Serratos, Shirah, Taylor, Turley, Waddell
* redshirt




#1 Xzavion Curry
RHP/SS • R/R • 5-10 • 183
Sophomore




#2 Carter Hall
OF/INF • R/R • 6-0 • 181
Redshirt Sophomore




#3 Wade Bailey
INF • R/R • 5-9 • 180
Senior



#4 Cole Neuber
RHP/OF • R/R • 6-2 • 189
Freshman



#5 Colin Hall
OF • L/R • 5-11 • 178
Freshman



#6 Michael Goldberg
INF/OF • R/R • 6-0 • 168
Freshman



#7 Luke Waddell
INF • L/R • 5-9 • 171
Freshman



#8 Jonathan Hughes
RHP • R/R • 6-2 • 190
Redshirt Sophomore



#9 Joey Bart
C • R/R • 6-3 • 225
Junior




#10 Chase Murray
OF • L/R • 6-0 • 189
Sophomore



#11 Tristin English
RHP/1B • R/R • 6-3 • 214
Redshirt Sophomore



#13 Ben Schniederjans
RHP • R/R • 6-2 • 188
Redshirt Senior




#14 Austin Wilhite
INF • R/R • 5-9 • 171
Sophomore




#15 Hugh Chapman
RHP • R/R • 6-3 • 213
Freshman




#16 Kyle McCann
C/1B • L/R • 6-2 • 217
Sophomore



#18 Cameron Turley
C/RHP • R/R • 6-4 • 201
Freshman




#20 Jamie Taylor
C/RHP • R/R • 6-1 • 197
Freshman



#21 Brant Hurter
LHP • L/L • 6-6 • 228
Freshman



#22 Baron Radcliff
OF • L/R • 6-4 • 228
Freshman



#23 Oscar Serratos
INF/RHP • R/R • 6-3 • 183
Freshman




#24 Jake Lee
RHP • R/R • 5-11 • 175
Junior



#25 Kel Johnson
OF/1B • R/R • 6-4 • 196
Senior



#26 Paxton Rigby
OF/1B • L/R • 6-3 • 203
Sophomore




#27 Patrick Wiseman
RHP/1B • L/R • 6-5 • 223
Senior




#28 Jared Datoč
RHP • R/R • 5-8 • 203
Senior




#29 Bailey Combs
RHP • R/R • 5-11 • 208
Junior




#31 Nick Wilhite
OF/LHP • L/L • 5-9 • 150
Sophomore




#32 Joseph Mannelly
LHP • L/L • 6-3 • 212
Freshman



#34 Will Shirah
LHP • S/L • 6-2 • 195
Freshman




#35 Garrett Gooden
RHP • R/R • 6-5 • 207
Sophomore




#36 Sam Crawford
LHP • L/L • 6-2 • 216
Freshman



#37 Keyton Gibson
RHP • R/R • 6-2 • 207
Junior




#38 Robert Winborne
RHP • R/R • 6-2 • 192
Junior



#39 Jake Brace
RHP • R/R • 5-11 • 182
Freshman



#40 Micah Carpenter
RHP • R/R • 5-11 • 192
Junior



#42 Connor Thomas
LHP • L/L • 5-11 • 156
Sophomore



#43 Johnathan Langley
Bullpen Catcher
Senior



#45 Andy Archer
RHP • R/R • 6-4 • 210
Sophomore




#17 Danny Hall
Head Coach
25th season



#41 Jason Howell
Assistant Coach/Pitching
6th season



#12 Mike Nickeas
Assistant Coach/Hitting
4th season



#19 Eric Patterson
Volunteer Assistant Coach
1st season