



GEORGIA TECH BASKETBALL 2018-19

ACC Champions 1985, 1990, 1993 • Final Four 1990, 2004 • 16 NCAA Tournament appearances

2018-19 Schedule/Results

N3	FLORIDA TECH (exhibition)	W, 87-36
N9	LAMAR	W, 88-69
N13	at Tennessee (5/6)	L, 53-66
N16	EAST CAROLINA	W, 79-54
N21	TEXAS RIO GRANDE VALLEY	7:30 p.m.
N23	PRAIRIE VIEW A&M	4 p.m.
N28	at Northwestern+	9:15 p.m.
D1	vs. St. John's [Miami, Fla.]# (rv)	12 p.m.
D9	FLORIDA A&M	2 p.m.
D17	GARDNER-WEBB	7:30 p.m.
D19	at Arkansas	9 p.m.
D22	GEORGIA	12 p.m.
D28	KENNESAW STATE	4 p.m.
J2	USC UPSTATE	7:30 p.m.
J5	WAKE FOREST	2 p.m.
J9	VIRGINIA TECH (13/14)	7 p.m.
J12	at Syracuse (rv)	6 p.m.
J16	at Clemson (16/16)	9 p.m.
J19	LOUISVILLE	4 p.m.
J22	NOTRE DAME	7 p.m.
J26	at Duke (1/1)	12 p.m.
J29	NORTH CAROLINA (7/6)	7 p.m.
F2	at Florida State (14/13)	12 p.m.
F6	CLEMSON (16/16)	7 p.m.
F10	at Notre Dame	6 p.m.
F13	at Virginia Tech (13/14)	8 p.m.
F16	FLORIDA STATE (14/13)	2 p.m.
F20	PITTSBURGH	9 p.m.
F23	at Miami (rv)	2 p.m.
F27	at Virginia (4/4)	7 p.m.
M3	BOSTON COLLEGE	6 p.m.
M6	at NC State	9 p.m.
M12	ACC Tournament (Charlotte, N.C.)	

+ACC-Big Ten Challenge; #HoopHall Miami Invitational (Miami, Fla.)

All times Eastern; home games in ALL CAPS

(AP/USA) - rankings in AP/coaches polls at time of game, current rankings for upcoming games (rv=receiving votes)

LIVE STREAM: ACC Network Extra

Play-by-play	Nathan McCreary
Analyst	Jon Babul

RADIO: Georgia Tech IMG Sports Network

Play-by-play	Andy Demetra
Analyst	Randy Waters
Engineer	Miller Pope
In Atlanta	680 AM, 93.7 FM
Satellite	XM 383, Internet 974
Online	GT Gameday App, Ramblinwreck.com
Tuneln	buzz.gt/LiveTuneln

COMMUNICATIONS

GTMBB contact	Mike Stamus
Phone	404-894-5446 (ofc), 404-218-9723 (cell)
E-mail	mstamus@athletics.gatech.edu

SOCIAL MEDIA: #TogetherWeSwarm

Official Twitter/in-game updates	@GTMBB
Coach Josh Pastner	@GTJoshPastner
Facebook	gtmensbasketball
Instagram	gtmensbasketball

GEORGIA TECH (2-1, 0-0 ACC) vs. UT RIO GRANDE VALLEY (3-2, 0-0 WAC) GAME 4 • November 21, 2018 • 7:30 p.m. • McCamish Pavilion • Atlanta, Ga.

About Wednesday's Game

Georgia Tech plays its third home game of the 2018-19 season and the first of two this week Wednesday night when the Yellow Jackets take on UT Rio Grande Valley at 7:30 p.m. at McCamish Pavilion.

Tech (2-1), in its third season under head coach Josh Pastner, has won both of its home games in convincing fashion, 88-69 over Lamar and 79-54 over East Carolina, sandwiched around a 66-53 road loss at No. 5 Tennessee.

UTRGV (3-2), in its third season under head coach Lew Hill, comes to Atlanta following a 69-64 loss at East Carolina Monday night. The Vaqueros' only other loss came at home to Oklahoma (91-76 on Nov. 9), and they won their only other road game this season, 76-68 over Texas A&M-Corpus Christi on Nov. 12.

Wednesday's game will be streamed live on ACC Network Extra through the ESPN app. Radio coverage is provided on the Georgia Tech IMG Sports Network, airing in Atlanta on 680 AM and 93.7 FM the Fan. The Tech broadcast can also be heard on satellite radio (XM ch. 383, internet ch. 974).

Starting Lineup

- **104th season** - Georgia Tech is playing its 104th season of basketball and has an all-time record of 1,364-1,227.
- **Showcase** - Georgia Tech and its first four home

GAME INFORMATION

Site	Atlanta, Ga.
Venue	McCamish Pavilion
Series vs. UTRGV	series tied, 1-1
At home	Tech leads, 1-0
Last meeting	Tech d. UTRGV, 78-68 (11/22/17 in Atlanta)

GEORGIA TECH YELLOW JACKETS

2018-19 rankings (AP/coaches/RPI)	nr / nr / 29
2018-19 record	1-1 (1-0 home, 0-1 away, 0-0 neutral)
Head coach	Josh Pastner (Arizona, 1997)
Career record/at GT	203-109 (10th yr) / 36-36 (2nd yr)
Pastner vs. UTRGV	1-0
Next Game	Nov. 23 vs. Prairie View A&M

UTRGV VAQUEROS

2018-19 rankings (AP/coaches/RPI)	nr / nr / 166
2018-19 record	3-2 (2-1 home, 1-1 away, 0-0 neutral)
Head coach	Lew Hill (Wichita State, 1999)
Career record/at UTRGV	28-42 (3rd yr) / 28-42 (3rd yr)
Hill vs. Georgia Tech	0-1
Next Game	Nov. 21 vs. Lamar

ROSTER AT-A-GLANCE (#indicates last game starters)

4	Brandon Alston..... G 6-5200.....r-Sr..... Vienna, Va.14.0 ppg.....2.3 rpg > Graduate transfer in final year of eligibility at Tech; 5-of-7 on 3s; 11-of-14 FT
10	Jose Alvarado# G 6-0174.....So. Brooklyn, N.Y.10.3.....2.7 > Averaged more minutes than any DI freshman last season prior to injury; leads Tech in assists & steals
1	James Banks III..... F 6-9240.....Jr..... Decatur, Ga.5.0.....6.5 > Transfer from Texas; granted immediate eligibility by the NCAA on Nov. 13; has played 2 games
3	Evan Cole..... F 6-9211.....So. Cumming, Ga.2.5.....2.5 > Started 11st 2 games this season, missed ECU game with sprained left ankle
0	Michael Devoe G 6-5187.....Fr..... Atlanta, Ga.7.3.....1.3 > Four-star, consensus top-50 prospect; 7-15 FG, 4-8 on 3s in 3 games
34	Abdoulaye Gueye# F 6-9213.....r-Sr..... Dakar, Senegal6.0.....5.0 > Consistent performer through 3 games - 5 pts/7 rebs vs. Lamar; 7/4 vs. Tennessee; 6/4 vs. ECU
13	Curtis Haywood II# G 6-5198.....So. Oklahoma City, Okla.11.0.....2.0 > 6-of-16 from 3-point range; career 18 pts vs. ECU, 13 pts vs. Lamar (3 3s in each game)
11	Evan Jester F 6-6180.....Fr..... Riverdale, Ga.0.0.....0.0 > Non-scholarship player from Sandy Creek HS
12	Khalid Moore..... F 6-7187.....Fr..... Briarwood, N.Y.2.7.....1.0 > Three-star composite ranking ranked No. 3 in the state of New York; attended Archbishop Molloy HS
24	Sylvester Ogbonda C 6-10239.....r-Jr..... Port Harcourt, Nigeria.3.7.....4.7 > Played 38 minutes in first 3 games (21 all of last season)
2	Shembari Phillips# G 6-3202.....r-Jr..... Atlanta, Ga.5.7.....1.7 > Transfer from Tennessee; sat out the 2017-18 season; scored 10 points with 4 assists vs. Lamar
55	Malachi Rice G 6-0180.....Fr..... Indianapolis, Ind.0.0.....0.0 > Non-scholarship player from Brebeuf Jesuit Prep School
32	Avi Schafer C 6-8231.....Fr..... Osaka, Japan0.0.....0.0 > Non-scholarship player from Brewster Academy in New Hampshire
35	Kristian Sjolund..... G 6-8191.....Fr..... Katy, Texas0.7.....1.0 > Three-star composite ranking, known for his versatility; native of Norway who prepped at Tompkins HS in Texas
5	Moses Wright# F 6-9210.....So. Raleigh, N.C.7.0.....4.3 > Started last 5 games in 2017-18; made 1st start of this season against ECU (6 pts, 6 rebs)

TECH NOTEBOOK

Tech Team Statistics

Category	2018-19	#ACC	*NCAA
Scoring offense	73.3	13	237
Scoring defense	63.0	3	58
Scoring margin	+10.3	12	123
Field goal pct.	.425	12	260
Field goal pct. def.	.377	7	56
3-pt FG pct.	.364	10	118
3-pt FG made	8.0	6	152
3-pt FG pct. def.	.244	2	22
3-pt FG allowed	3.7	--	--
Free throw pct.	.716	11	122
FT made	16.0	13	254
Rebound average	36.3	11	219
Rebound margin	-3.3	15	279
O-Reb per game	9.3	11	252
D-Reb per game	27.0	7	143
Assists per game	14.3	8	157
Assist/TO ratio	0.9	14	225
Turnover margin	+2.0	11	114
Turnovers per game	15.7	15	276
Turnovers forced	17.7	3	35
Blocks per game	5.0	3	59
Steals per game	9.7	3	26
Fouls per game	23.6	15	333

#ACC rankings through games of Nov. 19

*NCAA rankings (351 teams ranked) through games of Nov. 19

Games Started

Player	Consec.	2017-18	Career	Conf.
Brandon Alston	0	18	29	21
Jose Alvarado	3	27	27	12
James Banks III	0	0	0	0
Evan Cole	0	9	9	6
Michael Devoe	0	0	0	0
Abdoulaye Gueye	3	29	29	14
Curtis Haywood II	3	10	10	0
Khalid Moore	0	0	0	0
Sylvester Ogbonda	0	0	0	0
Shembari Phillips	3	3	27	11
Kristian Sjolund	0	0	0	0
Moses Wright	1	11	11	4

*includes starts at previous school

Career ACC includes ACC Tournament starts

Non-Conference Breakdown

Team	Conf.	18-19	Conf.	RPI*	Result
Arkansas	SEC	2-1	0-0	54	--
East Carolina	AAC	3-2	0-0	144	W, 79-54
Florida A&M	MEAC	2-2	0-0	255	--
Gardner-Webb	Big South	1-3	0-0	46	--
Georgia	SEC	3-1	0-0	98	--
Kennesaw State	A-Sun	1-5	0-0	270	--
Lamar	Southland	2-2	0-0	250	W, 88-69
Northwestern	Big Ten	3-0	0-0	79	--
Prairie View A&M	SWAC	1-4	0-0	311	--
St. John's	Big East	4-0	0-0	37	--
Tennessee	SEC	3-0	0-0	2	L, 53-66
USC Upstate	Big South	1-2	0-0	350	--
UTRGV	WAC	3-1	0-0	109	--

GT strength of schedule rank (overall): 29

GT strength of schedule rank (non-conference): 29

*CBSsports.com (2018-19) through games of Nov. 19

+first place in conference standings

opponents are part of an NCAA-exempt multi-team event known as the Deep South Showcase, in which each team plays the other four. The Yellow Jackets finish out the event Friday against Prairie View A&M. UTRGV defeated Prairie View and East Carolina and hosts Lamar Friday.

• **On the road** - Tech plays away from home just three times before January. Aside from last week's game at Tennessee, the Yellow Jackets visit Northwestern for the ACC/Big Ten Challenge on Nov. 28, followed by a trip to Miami to play St. John's in the Hoophall Miami Invitational.

• **Tough slate** - Eight opponents on Georgia Tech's schedule were ranked in the top 25 of the preseason AP and coaches polls, including No. 5 Tennessee and ACC foes Duke (4/3), Virginia (5/5), North Carolina (8/7), Virginia Tech (15/17), Syracuse (16/14), Florida State (17/15) and Clemson (22/23).

• **Bank on it** - James Banks, a 6-9 forward/center from Decatur, Ga., transferred to Tech in the summer following two seasons at Texas, was granted immediate eligibility by the NCAA last Tuesday and made his Tech debut in the game at Tennessee (five points, seven rebounds and a blocked shot in 16 minutes).

• **Long bench** - Tech has deployed nine players for significant minutes (10 or more per game) in each of its two games so far. All 12 scholarship players saw action at Tennessee.

• **Filling up** - Georgia Tech has averaged 8.0 three-point field goals in three games, 24 total threes made by six different players. Tech averaged just 3.3 through its first three games last season and finished the year at 4.9.

• **Creating offense with defense** - Georgia Tech has forced an average of 17.7 turnovers per game, 2.7 per game more than through three games last season, and has turned those into 16.7 points per game.

• **Picking up the pace** - Through three games, Tech is averaging 72.2 possessions per game to rank No. 129 in the nation, according to KenPom.com. The Jackets averaged 66.1 possessions last year (277th) and 68.2 in 2016-17 (179th).

• **Unlucky 13** - Tech was picked to finish 13th in the Atlantic Coast Conference this season in a vote of the ACC media, ahead of Pittsburgh and Wake Forest. The Yellow Jackets finished 13th last season.

• **Seven** - Number of freshmen and sophomores expected to play significant roles for the Yellow Jackets this season.

• **Four** - Number of eligible fifth-year (Brandon Alston, Abdoulaye Gueye) or fourth-year (Sylvester Ogbonda, Shembari Phillips) student-athletes on Tech's roster this season.

• **578** - Career points for Brandon Alston, the most of any current Tech player. Shembari Phillips is next with 386, followed by Jose Alvarado with 334 and Abdoulaye Gueye with 227. Georgia Tech finished last season with a trio of 1,000-point career scorers on its roster for the first time since 1989.

Series vs. UTRGV

• Georgia Tech evened the all-time series with UT Rio Grande Valley with a 78-68 victory last November at McCamish Pavilion. Tech had lost its only prior meeting against UTRGV by an 80-73 score on Jan. 28, 1975 at Alexander Memorial Coliseum. The institution was then known as Texas-Pan American.

• Tech has a sparse history with teams from the Western Athletic Conference. Aside from its 1-1 mark against UTRGV, the Yellow Jackets downed CSU-Bakersfield in the semifinals of the NIT in March of 2017.

Last Game: Jackets Down East Carolina

Georgia Tech men's basketball closed the first half with a 30-11 run and never looked back en route to a 79-54 win over East Carolina on Friday night at McCamish Pavilion.

Tech (2-1) trailed 13-10 more than midway through the opening half but made 11 of its final 14 shots of the period to take a 40-24 halftime lead. The Yellow Jackets stretched the advantage to as large as 32 points in the second half.

Series vs. UTRGV (1-1)

Home: 1-1, Away: 0-0, Neutral: 0-0

1-28-75*.....h L 73-80

11-22-17.....h W 78-68

*known as Texas-Pan American

TECH NOTEBOOK

Just Georgia Tech, please...

The Georgia Institute of Technology is the official title, but Georgia Tech will work fine, or just Tech (unless you're in Virginia or Texas). We would appreciate it if you would use our name in those ways. Georgia Tech University is incorrect. Thank you.

Georgia Tech Quick Facts

Official Name:	Georgia Institute of Technology
Location:	Atlanta, Ga.
Enrollment:	29,000
Founded:	1885
Colors:	Old Gold and White
Nickname:	Yellow Jackets, Ramblin' Wreck
Mascot:	Buzz (Yellow Jacket)
Fight Songs:	Ramblin' Wreck, White and Gold
Conference:	Atlantic Coast (ACC)
Home Arena:	McCamish Pavilion (capacity 8,600)
President:	Dr. G.P. "Bud" Peterson
Director of Athletics:	Todd Stansbury
Faculty Rep. for Athletics:	Dr. Charles L. Isbell, Jr.
Head Coach:	Josh Pastner (Arizona, 1997)
	Record at Tech: 36-36 (3rd season)
	Overall: 203-108 (10th season)
	ACC Regular Season: 14-22
	ACC Tournament: 0-2
	NCAA Tournament: 2-4
Assistant Coaches:	
	Eric Reveno (Stanford, 1989), 3rd season
	Julian Swartz (Carroll College, 2005), 3rd season
	Anthony Wilkins (Kent State, 2013), 1st season
Dir. of Player Personnel:	Mario West (Georgia Tech, 2007)
Director of Operations:	Tyler Benson (St. Bonaventure, 2009)
Director of Scouting:	Hayden Sheridan (Arizona, 2016)
Player Development Coach:	Dan Taylor (Franklin Pierce, 2002)
Athletic Trainer:	Richard Stewart (Salisbury, 2005)

Basketball History

104th season:	1st game, Feb. 17, 1906 vs. Auburn
All-time Record:	1,364-1,227
Winning/Losing/.500 Seasons:	53 / 46 / 4
NCAA Appearances (16):	23-16 record
	1960, 1985, 1986, 1987, 1988, 1989, 1990, 1991, 1992, 1993, 1996, 2001, 2004, 2005, 2007, 2010
Final Fours (2):	1990, 2004
NIT Appearances (9):	14-9 record
	1970, 1971, 1984, 1994, 1998, 1999, 2003, 2016, 2017
ACC Championships (3):	1985, 1990, 1993
ACC Regular-Season Titles (2):	1985 (tie), 1996
ACC Regular-Season Record (38th season):	248-364 (170-137 home, 78-229 road)
ACC Tournament Record:	26-36
SEC Championships (1):	1938
SEC Regular-Season Titles (1):	1937
SEC Regular-Season Record (1932-64):	201-207
Metro Conference Regular-Season Record (1975-78):	9-10
Metro Conference Tournament Record:	4-3
Record at McCamish Pavilion:	6th season, 74-37
Record at Alexander Memorial Coliseum:	55 seasons, 556-194
Record at Philips Arena:	7-11
Record at Arena at Gwinnett Center:	4-1
Record at Georgia Dome:	9-5
All-Time Head Coaches:	14
ACC Head Coaches:	5
All-America Selections:	14 (12 players)
Consensus All-Americans:	2
First-Team All-Americans:	5
National Players of the Year:	1
All-ACC Selections:	52 times (31 players)
ACC Players of the Year:	2
ACC Rookies of the Year:	11
ACC Coaches of the Year:	5 (3 coaches)
ACC Tournament MVPs:	3
ACC All-Freshman Team:	15

The Jackets shot 49.1 percent from the field, including a 52.9-percent mark (9-of-17) from three-point range, while limiting East Carolina (2-2) to just 35.6-percent shooting from the field and 11.8 percent from beyond the arc (2-of-17).

Curtis Haywood II led Georgia Tech with game-high 18 points while freshman Michael Devoe added 13 points on 4-of-4 shooting (2-of-2 from three-point range). James Banks II grabbed six rebounds and blocked three shots in his home debut while Jose Alvarado dished out a game-high six assists.

Team Notes

- Georgia Tech has held its three opponents an average of 17.3 points under their scoring averages — breakdown by game: Lamar 75.3 (69), Tennessee 86.5 (66), East Carolina 79.0 (54).
- Tech has deployed nine players for significant minutes (10 or more per game) in each of its three games so far. All 12 scholarship players saw action at Tennessee and 11 (all except injured Evan Cole) against East Carolina.
- Tech has yielded just 11 three-point field goals in its first three games (24.4 percent). The Jackets allowed an average of 7.1 per game and a success rate of 37.9 percent last season.
- Conversely, Tech has attempted 66 threes (22 per game) and made 24 (8.0 per game), compared to averages of 15.3 attempts and 4.9 made per game in 2018-19. The Yellow Jackets made nine of 17 attempts against East Carolina, with six different players scoring them.
- Defensively, Tech has forced 54 turnovers (18.0 per game, 35th in NCAA) and taken 29 steals (9.7 per game, No. 26 nationally). The Jackets forced an average of 12.6 turnovers per game last season and took 6.9 steals per game.
- Tech has shot an even 50 percent from the floor in its two home games (50.8 percent against Lamar, 49.1 percent against East Carolina), while connecting on 21 of 47 three-point attempts (44.7 percent).
- Tech held East Carolina to 35.6 percent from the floor in the game, more than 10 percent below the Pirates' rate in their first three games. It was the third straight game the Jackets have limited their opponent to less than 40 percent. Tech is 26-8 when doing so under Josh Pastner.
- Tech's bench outscored that of East Carolina, 35-24. Yellow Jacket reserves have scored 110 points in three games.

Individual Notes

- Moses Wright started for Georgia Tech against East Carolina in place of Evan Cole, who was sidelined with a sprained left ankle suffered in the Tennessee game. He played 16:37 and scored six points with six rebounds.
- Curtis Haywood II reached double figures in points for the sixth time in his career (18 games), scoring a career-high 18 points against East Carolina with three three-point field goals. He went 5-of-9 from the floor, 3-of-5 from behind the arc and 5-of-6 from the free throw line.
- Jose Alvarado collected a season-high six assists and three steals while going 4-for-7 from the floor (nine points) in a team-high 27 minutes.
- Freshman guard Michael Devoe posted his first double-digit game with 13 points, and was perfect from the floor (4-for-4, 3-for-3 on 3s) with a season-best four steals in 27 minutes.
- Brandon Alston fell short of his third straight double digit game (nine points) against East Carolina, but connected on his only three-point attempt and is 5-of-7 for the season. Alston is 13-for-24 from the floor overall in three games.
- Transfer James Banks has averaged 5.0 points, 6.5 rebounds and 16 minutes in his two games.

Pastner's Key Metrics

- Assists to made field goals:** Tech assisted on 12 of 26 made field goals (46.2 percent) against East Carolina, below its nightly goal of 60 percent. The Jackets are at 58.1 percent

Last Meeting

GAME 3

Georgia Tech 78, UTRGV 68

Nov. 22, 2017 • McCamish Pavilion

Junior guard Brandon Alston scored a career-high 20 points, and short-handed Georgia Tech beat UT Rio Grande Valley, 78-68.

Alston, a graduate transfer from Lehigh University, poured in 13 points after halftime as the Yellow Jackets (2-1) expanded a 32-27 halftime lead in McCamish Pavilion. Three other Tech players scored in double digits, including junior forward Abdoulaye Gueye with a career-high 13 points, senior center Ben Lammers with 14, and freshman guard Curtis Haywood II with 11.

The Jackets eventually pulled away from UTRGV with 60 percent shooting in the second half, but the Vaqueros - 10-22 last season under then first-year head coach Lew Hill - gave their ACC opponent fits early.

Nick Dixon paced UTRGV (3-3) with 23 points. All five of UTRGV's reserves scored in the first half, and they outscored Tech bench players 36-12. Freshmen Greg Bowie, Mike Bowie and Lesley Varner Jr. each had eight points for the Vaqueros.

Tech backup guard Justin Moore missed the game after drawing a two-game suspension earlier in the day for violation of NCAA rules, and starting guards Josh Okogie and Tadic Jackson were serving suspensions for receiving benefits in violation of NCAA rules.

TEXAS-RIO GRANDE VALLEY (3-3)

Player	FG-A	3P-A	FT-A	Reb	Pts	A	TO	Bk	S	MIN
McDaniel Jr.*	0-6	0-3	1-4	3	4	1	0	1	0	12
Rwabigwa*	3-3	0-0	0-0	4	1	6	0	1	0	16
Dixon*	6-12	2-4	9-10	3	1	23	1	2	0	32
McDonald*	1-8	0-4	0-0	4	1	2	8	3	0	32
Levi*	0-1	0-0	0-0	0	4	0	2	2	0	19
Bowie*	3-6	0-3	2-2	2	2	8	2	4	0	21
Varner Jr.	3-8	0-2	2-2	8	2	8	1	1	1	25
Omogorac	3-9	0-0	0-0	1	1	6	1	1	0	11
Hoffman	3-6	0-1	2-2	6	5	8	1	0	0	20
Kimasa	3-5	0-0	0-0	1	1	6	0	1	0	11
Williams	0-1	0-1	0-0	0	0	0	0	0	0	1
Totals	25-65	2-18	16-20	34	22	68	16	2	8	200
FG%	1st Half: 12-31 38.7%	2nd Half: 13-34 38.2%	Game: 38.5%							
3FG%	1st Half: 1-9 11.1%	2nd Half: 1-9 11.1%	Game: 11.1%							
FT%	1st Half: 2-2 100%	2nd Half: 14-18 77.8%	Game: 80.0%							

GEORGIA TECH (2-1)

Player	FG-A	3P-A	FT-A	Reb	Pts	A	TO	Bk	S	MIN
Gueye*	3-8	2-3	5-8	7	4	13	5	3	1	34
Lammers*	6-9	0-0	2-2	7	3	14	0	0	3	34
Alston*	6-9	2-3	6-8	6	1	20	1	0	0	36
Alvarado*	4-6	0-2	0-1	3	4	8	6	3	0	28
Haywood*	3-8	1-3	4-6	4	2	11	6	1	4	37
Cole	3-5	0-1	1-3	1	1	7	0	1	0	11
Jester	0-0	0-0	0-0	0	1	0	0	0	0	1
Wright	1-3	0-0	3-6	0	2	5	0	2	1	11
Brown	0-0	0-0	0-0	0	1	0	0	1	0	1
Ogbona	0-0	0-0	0-0	2	0	0	0	2	1	0
Schaffer	0-0	0-0	0-0	0	0	0	0	0	0	1
Rice	0-0	0-0	0-0	0	0	0	0	1	0	1
Totals	26-48	5-12	21-34	34	19	78	18	7	8	200
FG%	1st Half: 11-23 47.8%	2nd Half: 15-25 60.0%	Game: 54.2%							
3FG%	1st Half: 3-7 42.9%	2nd Half: 2-5 40.0%	Game: 41.7%							
FT%	1st Half: 7-11 63.6%	2nd Half: 14-23 60.9%	Game: 61.8%							

Score by Periods

	1st	2nd	Total
UT-Rio Grande Valley	27	41	68
Georgia Tech	32	46	78

Officials: Raymond Styons, Tom Morrissey, Lee Cassell

Attendance: 4504

Points in paint-UTRGV 30,GT 38. Points off turnovers-UTRGV 18,GT 25.

2nd chance points-UTRGV 15,GT 15. Fast break points-UTRGV 12,GT 16.

Bench points-UTRGV 36,GT 12. Score tied-1 time. Lead changed-1 time.

Last FG-UTRGV 2nd-00:09, GT 2nd-00:21.

Largest lead-UTRGV by 2 1st-19:41, GT by 19 2nd-03:22.

UTRGV led for 00:58. GT led for 37:48. Game was tied for 01:06.

TECH NOTEBOOK

Tech's Record

	2018-19	CJP
At home	2-0	31-11
On the road	0-1	4-20
At neutral sites	0-0	1-3
Vs. top-10 opponents	0-1	2-6
Vs. top-25 opponents	0-1	5-11
Vs. teams over .500	1-1	20-29
Vs. teams under .500	0-0	13-4
Vs. teams at .500	1-0	2-2
While in the top 25	0-0	0-0
In November	2-1	10-3
In December	0-0	7-8
In January	0-0	9-8
In February	0-0	4-12
In March/April	0-0	6-4
Wearing white uniforms	2-0	30-10
Wearing gold uniforms	0-0	5-15
Wearing navy uniforms	0-1	2-9
Wearing black uniforms	0-0	0-0
Game is decided by 5 pts./fewer or OT	0-0	7-9
Game is decided by 10/fewer or OT	0-0	17-16
Leading at the half	2-0	29-8
Trailing at the half	0-1	6-27
Tied at the half	0-0	1-0
Leading with 5:00 to play	2-0	34-2
Trailing with 5:00 to play	0-1	2-33
Tied with 5:00 to play	0-0	0-0
In overtime games	0-0	1-0
After a bye in the ACC schedule	1-0	1-1
Tech scores 100 or more points	0-0	0-0
Tech scores 70 or more points	2-0	24-6
Tech scores fewer than 70 points	0-1	12-30
Opponent scores 100 or more points	0-0	0-1
Opponent scores 70 or more	0-0	6-19
Opponent scores fewer than 70	2-1	32-14
Opponent scores fewer than 50	0-0	1-0
Tech shoots 50 pct. or better	2-0	9-4
Opponent shoots 50 pct. or better	0-0	1-8
Opponent shoots under 40 pct.	2-1	26-8
Tech has a higher FG% than opponent	2-0	36-7
Tech has a lower FG% than opponent	0-1	0-28
FG percentage is even	0-0	0-1
Tech has more 3-point FGs	2-0	7-7
Tech has fewer 3-point FGs	0-1	27-21
3-point FGs are even	0-0	3-6
Tech attempts more FT than opponent	1-0	31-10
Tech attempts fewer FT than opponent	1-1	4-21
Free throw attempts are even	0-0	1-4
Tech outrebounds opponent	0-0	19-9
Opponent outrebounds Tech	1-1	14-26
Rebounds are even	1-0	3-0
Tech has fewer turnovers than opponent	2-0	17-11
Tech has more turnovers than opponent	0-1	16-19
Turnovers are even	0-0	3-4
Tech has more assists than turnovers	1-0	24-12
Committing more fouls	1-1	2-20
Committing fewer fouls	1-0	30-9
Fouls are even	0-0	4-6
4/more Jackets score in double figures	1-0	16-11
A Jacket scores 20 or more	0-0	21-17
A Jacket scores 30 or more	0-0	3-0
Scoring more bench points	2-1	17-13
Scoring fewer bench points	0-0	19-20
Bench scoring is even	0-0	0-2

(43 of 74) for the season.

- **Free throws made to opponents' attempts:** Tech connected on 18-of-25 free throw attempts to East Carolina's 10-of-19 (nightly goal of making more than opponent tries not accomplished). Tech is 31-10 under Josh Pastner when attempting more free throws than the opponent.

- **Turnovers:** Tech has forced 54 turnovers (18.0 per game) and taken 29 steals (9.7 per game). The Jackets forced an average of 12.6 turnovers per game last season and took 6.9 steals per game.

- **Guard rebounding:** Tech's guards combined for nine of Tech's 29 defensive rebounds against East Carolina, three each by Jose Alvarado and Curtis Haywood II.

Guard Your Yard

Due to its ability to play different schemes and keep opponents off balance, Georgia Tech has been able to rely on its defense to win games over Josh Pastner's first two seasons at Georgia Tech.

This Yellow Jacket team is showing signs of returning to the lockdown group from the 2016-17 NIT finals team that ranked No. 6 in adjusted offensive efficiency (91.0 points allowed per 100 possessions) according to KenPom.com. That group ranked fourth in the ACC in scoring defense (66.8 ppg) and No. 1 in FG percentage defense (39.8 pct.).

Through three games, Tech ranks No. 26 in adjusted defensive efficiency (93.0 ppg/100 possessions), and third in the ACC in scoring defense at 63.0 points per game. Tech's effective field goal percentage defense ranked No. 23, according to KenPom.com.

The Jackets have also defended the three-point shot better, allowing just 24.4 percent accuracy to rank No. 2 in the ACC and 22nd nationally.

Storylines for 2018-19

- The upward progress of the program is evident in the development of its 2017-18 freshman class, each of whom received significant playing time last season and made significant contributions on the ACC level. Though not highly-rated in terms of rankings, the four-man class has a wide range of skills and is ripe for development into consistent conference-level performers over the next couple of years.

a. Point guard Jose Alvarado started every game last season and showed durability and toughness by averaging more than 38 minutes in ACC games until suffering a dislocated elbow Feb. 11.

b. Off-guard Curtis Haywood II was developing into a significant shooting threat and excellent defender before suffering stress reaction in his shin and missing the final month of the 2017-18 season.

c. Forwards Evan Cole and Moses Wright, both under-the-radar signees, exceeded expectations for their first year when forced into action due to injuries over the final month of the season. With added strength and development this off-season, can be counted on to be in the frontcourt rotation and make significant contributions at both ends of the floor.

- Coach Pastner, his staff and the student-athletes in the program have carried over a solid, sustainable culture of accountability and dependability from the previous coaching staff which enabled the team to overcome a number of key injuries last season and continue to work hard and remain focused on the court and in the weight room.

- Pastner replaced two assistant coaches - Tavaras Hardy and Darryl LaBarrie - over the last year. Hardy was named head coach at Loyola of Maryland in late March, while LaBarrie resigned during the season. Anthony Wilkins, an Atlanta native, joined the staff after five seasons at Tulane, and Julian Swartz was elevated from his position as director of recruiting and compliance.

- Tech has added a three-man recruiting class ranked No. 46 in the country according to 247Sports, including

Georgia Tech By the Numbers

1	SEC Championships
1	NCAA Post-Graduate Scholar
1	Naismith Award winner
2	Final Four appearances
2	ACC regular-season titles
2	ACC Players of the Year
2	National Freshmen of the Year
3	ACC Championships
3	Years a Member of the Metro Conference
5	First-team All-America players
6	Jersey numbers retired
6	Academic All-Americans
7	NCAA Sweet 16 appearances
8	Wins over teams ranked No. 1
8	NBA lottery picks
12	ACC Rookie of the Year honorees
14	Head coaches in program history
16	NCAA Tournament berths
19	NBA first-round draft picks
25	Total postseason berths (NCAA and NIT)
32	Years a Member of the SEC
39	Years a Member of the ACC
45	Players taken in the NBA Draft
48	Players selected All-ACC
228	Weeks ranked in either AP or Coaches Poll

consensus four-star guard Michael Devoe and three-star forwards Khalid Moore and Kristian Sjolund, and true to staff's objectives, the class has varied skill sets and are expected to develop into significant contributors next season and beyond (building through multiple quality recruiting classes)

- Another addition to the roster this season – 6-3 guard Shembari Phillips, a high-major conference player who sat out the 2017-18 season as a transfer from Tennessee. Has the size and varied skill set necessary to compete in the ACC (6.2 ppg, 3.1 rpg, 37.5 pct. 3s in 2016-17). He has two years of eligibility.

- Georgia Tech also accepted transfer James Banks, a 6-9, 243-pound frontcourt player from Decatur, Ga., ranked as high as No. 49 among high school seniors in the class of 2016. He was granted immediate eligibility by the NCAA on Nov. 13 and has two seasons of eligibility at Tech.

- Tech returns six players who received significant playing time in 2017-18 – 15 or more minutes per ACC game – and combined to start 91 games overall. They accounted for more than 53 percent of total minutes played and 43 percent of Tech's scoring. Five of those players have two or more years of eligibility remaining.

- Tech has a young roster this season – three freshmen, four sophomores, three juniors and two seniors among scholarship players returning or incoming – but the process of getting old and staying old and building a sustainable winning program is ongoing.

- Player development successes over the past two seasons include Josh Okogie, Ben Lammers and Tadic Jackson, who maximized their skill sets under the current coaching staff, doubling their scoring and rebounding averages over their first two seasons. Okogie went from being ranked the 11th in the state as a HS senior to a first-round NBA draft pick. Last season, 6-9 forward Abdoulaye Gueye developed into an ACC-level contributor, making a similar leap from the non-conference season to conference play. Graduate transfer Brandon Alston, who has a year of eligibility remaining, had similar statistical numbers on the ACC level this season as he compiled in two seasons at Lehigh and was fundamentally sound in his ballhandling and defense.

- With the addition of Phillips and the arrival of Devoe

TECH NOTEBOOK

The Last Time a Jacket...

Scored 30 or more points:

Josh Okogie, 30 vs. Miami, 1/3/18

Led Tech in scoring off the bench:

Brandon Alston, 16 vs. Tennessee, 11/13/18

Grabbed 15 or more rebounds:

Josh Okogie, 16 at Florida State, 1/24/18

Had 10 or more assists:

Josh Heath, 10 vs. NC State, 1/15/17

Had a double-double:

Ben Lammers (14 pts/12 reb) at Boston College, 2/4/18

Played 40 minutes in regulation:

Ben Lammers vs. Boston College, 3/6/18

Played every minute of an overtime game:

Jose Alvarado, Ben Lammers (45 minutes/1 OT) at Boston College, 2/4/18

Played every minute of a multiple-OT game:

Matt Harpring (50 minutes/2 OT) vs. North Carolina, 2-8-98

The Last Time the Jackets...

Scored 100 or more points:

vs. Green Bay (107-77) on 11/19/15

Scored 100 or more points in regulation:

vs. Green Bay (107-77) on 11/19/15

Scored 100 or more points in consecutive games:

vs. Jackson State (100-70) on 11/13/06, Georgia State (103-74) on 11/16/06

Scored 100 or more points twice in one season:

vs. Cornell (116-81), 11/13/15, Green Bay (107-77) on 11/19/15

Allowed 100 or more points:

vs. Duke (110-57 loss) on 1/4/17

Allowed 100 or more points in regulation:

vs. Duke (110-57 loss) on 1/4/17

Shot 60 percent or better:

.603 (47-78) vs. Cornell, 11/13/15

Failed to make a three-point basket:

0-for-12 vs. Virginia, 1/22/15

Did not allow a three-point basket:

0-for-11 vs. Pittsburgh, 3/5/16

Failed to make a free throw:

0-for-6 vs. Duke, 1/7/14

Grabbed 50 or more rebounds:

50 vs. Arkansas, 11/26/15

Two players had a double-double:

Ben Lammers (12 pts/10 reb), Josh Okogie (14 pts/10 reb) at Notre Dame, 2/26/17

Two players had 10 or more rebounds:

Ben Lammers (10), Josh Okogie (10) at Notre Dame, 2/26/17

Had 25 or more assists:

26 vs. Lamar, 11/9/18

Blocked 10 or more shots:

10 vs. Bethune-Cookman, 11/19/17

Had 15 or more steals:

15 vs. North Carolina, 12/31/16

Had fewer than 10 turnovers:

6 at Virginia, 2/21/18

Had five or more players in double-figures in points:

6 players at Boston College, 2/4/18

Had no player score 10 or more points:

Virginia (lost 57-28), 1/22/15

Allowed no player score 10 or more points:

Pittsburgh (won 69-54), 1/13/18

Had no player play 30 minutes:

East Carolina, 11/16/18

Won by 30 or more points:

Tusculum (96-58), 2/7/17

Won by 40 or more points:

Kentucky State (98-50), 1/30/10

Won by 50 or more points:

Winston-Salem State (97-46), 1/3/07

Played an overtime game:

at Boston College (lost 80-72), 2/4/18

Defeated a Top 10 team:

#6/8 Florida State (78-56), 1/25/17

Defeated a Top 25 team:

#25 Notre Dame (60-53), 1/10/18

Defeated a Top 10 team on the road:

#7/7 Syracuse (67-62), 3/4/14

Defeated a Top 25 team on the road:

#23/23 Miami (70-50), 1/28/15

Had a game postponed:

Boston College (in Atlanta), 2/12/14 (weather)

Had a game cancelled:

Fordham (in Atlanta), 11/27/10 (weather)

and Moore, as well as the return of Alston and sophomores Alvarado and Haywood, and Tech is deep and talented across the perimeter and wings. Tech has Gueye, rising junior Sylvester Ogbonda and Banks to rotate through the post, with Cole and Wright rotating in the big forward position. This gives Pastner the option of playing a bigger lineup when necessary.

- Tech has won 34 games overall and 14 ACC games in Josh Pastner's first two seasons, on par or better than the first two years of each of Josh Pastner's predecessors in the ACC era. For comparison, Buzz Williams won 12 ACC games in his first two years at Virginia Tech, same with Tony Bennett at Virginia. Leonard Hamilton and Mike Krzyzewski each won 10. Pastner has won 14.

- Head coach Josh Pastner's Georgia Tech teams are 5-11 against top-25 teams (5-4 at home). The Jackets knocked off No. 15 Miami and No. 25 Notre Dame last January as part of a 3-1 ACC start.

- Tech has sold out eight games at McCamish Pavilion over the past two seasons, including a facility-record five games in 2017-18. Tech's 29 homecourt wins over the past two seasons are more than any two-year period in the Jackets' ACC era except the 2015-16 and 2016-17 seasons combined (31). That's 43 home wins over the past three seasons, more than 14 per season.

Jackets' Signing Class Ranked No. 46

Georgia Tech's 2018 signing class was ranked No. 46 in the nation in a composite ranking published by 247Sports.

Tech signed a trio of high school prospects – 6-3 guard Michael Devoe of Orlando, Fla., 6-7 forward Khalid Moore of New York, N.Y., and 6-9 forward Kristian Sjolund of Kongsberg, Norway by way of Katy, Texas - to national letters-of-intent during the November signing period.

All three prospects are highly regarded for their talent level, versatility and upside as head coach Josh Pastner continued to build the Yellow Jackets' program.

Devoe, a four-star prospect, was ranked No. 62 in the Rivals 150, and No. 56 in the ESPN 100 (No. 15 point guard in the nation). He led Oak Ridge High School in Orlando, Fla., to a berth in the state quarterfinals as a junior before enrolling at Montverde Academy for his senior year, helping them to a national championship.

Moore was rated a 3-star prospect in the composite 247Sports ranking (No. 51 small forward, No. 5 in New York), as well as a 4-star prospect by ESPN (No. 42 small forward, No. 3 in New York). He attended the same high school that sent All-American Kenny Anderson to Georgia Tech in 1989, and he was a teammate of current Tech freshman Jose Alvarado on the New York Rens AAU team.

Sjolund was rated a 3-star prospect in the composite 247Sports ranking (No. 56 small forward, No. 18 in Texas), as well as a 4-star by ESPN (No. 36 small forward, No. 17 in Texas). He was born in the state of Washington but grew up in Norway,

and has lived in the United States since 2014. He played for the Shooting Stars Red AAU team. Sjolund played with Norway in the 2015 FIBA u16 European Championships, averaging 18.7 points and 5.9 rebounds a game. Then in 2017 he played in the U18 Nordic Championship and scored 7.2 points a game.

Tech's class rank doesn't account for transfers Shembari Phillips, a 6-3 guard, and James Banks, a 6-9 center.

Tip-Ins on 2017-18 Season

- Georgia Tech posted a 13-19 overall record in its second season under head coach Josh Pastner, and finished 13th in the ACC standings at 6-12.

- Sophomore guard Josh Okogie was voted to the All-Atlantic Coast Conference third team, while senior center Ben Lammers made the ACC All-Defensive team for the second straight year.

- Okogie entered the NBA Draft following the season and was selected 20th overall by the Minnesota Timberwolves. The 6-4 guard became Tech's 19th first-round selection.

- Pastner earned the 200th head coaching victory of his career against NC State and finished his ninth season as a head coach with a 201-108 record.

- Tech played the last seven games without freshman point guard Jose Alvarado, who dislocated his elbow during the first half of the Yellow Jackets loss to Duke on Feb. 11, and the last 11 games without freshman guard Curtis Haywood II, who was diagnosed with a stress reaction in his right leg following the Jackets' Jan. 31 game against Syracuse. Haywood had also missed six games earlier in the season with a shin injury.

- Okogie's 18.2 points-per-game average was the highest for a Tech player since the 1997-98 season, when Matt Harpring averaged 21.6, and the highest for a Tech sophomore since Harpring averaged 18.6 in 1995-96.

- Okogie became the sixth player in Tech history to reach 1,000 career points during his sophomore season. He finished the year with 1,033 points, fifth-most for a Tech player through his sophomore season.

- Tech finished the season with three 1,000-point scorers on its roster at the same time - Tadic Jackson (1,136), Ben Lammers (1,055), Josh Okogie (1,033) - for the first time since 1989 (Tom Hammonds, Brian Oliver, Dennis Scott) and for the third time in its ACC history (Bruce Dalrymple, Mark Price, John Salley in 1986).

- Tech improved to 7-10 all-time in the ACC-Big Ten Challenge when the Jackets defeated pre-season top-25 Northwestern at home in November.

- Twelve of the teams on Georgia Tech's 2017-18 schedule made the NCAA Tournament field, and 15 earned a spot in a post-season tournament.

- Tech has sold out eight games over the past two seasons, including a McCamish Pavilion record five games in 2017-18. Tech's 29 homecourt wins over the past two seasons is more than any two-year period in the Jackets' ACC era except

Tech All-Time vs. the ACC

Opponent	Overall	in ACC	Tourney	In McCamish Pavilion	In Opponent Current Venue	Current Streak
Boston College	14-12	10-11	1-3	2-1	3-6	Lost 2
Clemson	62-70	34-47	4-1	3-3	8-37	Lost 3
Duke	23-72	19-60	3-7	0-2	5-35	Lost 11
Florida State	29-40	19-26	0-2	1-2	8-14	Lost 1
Louisville	13-20	0-5	--	0-2	0-2	Lost 7
Miami	9-13	7-12	0-1	1-3	3-5	Won 1
North Carolina	25-68	23-54	5-4	1-3	4-25	Lost 1
NC State	40-57	32-43	3-3	1-3	4-11	Won 1
Notre Dame	10-8	4-6	--	4-1	1-6	Won 1
Pittsburgh	8-4	3-4	0-1	2-1	1-2	Won 1
Syracuse	5-5	5-3	--	2-1	1-3	Won 1
Virginia	40-41	38-40	5-5	2-2	1-7	Lost 4
Virginia Tech	6-18	5-14	1-3	1-3	1-9	Lost 4
Wake Forest	42-40	41-38	0-4	4-0	8-20	Won 1

TECH NOTEBOOK

Tech Highs and Lows
Under Josh Pastner

Longest winning streak: 4 games (2016-17, 2017-18)
Longest ACC winning streak: 3 games (2017-18)
Longest losing streak: 7 games (2017-18)
Longest ACC losing streak: 7 games (2017-18)
Most points scored in a game: 96 vs. Tusculum, 2/7/17
Most points scored - ACC opponent: 86 at NC State, 1/15/17
Fewest points scored in a game: 43 vs. Georgia, 12/20/16
Fewest points scored - ACC opponent: 48 vs. Virginia, 1/18/18
Most points allowed in a game: 110 at Duke, 1/4/17
Most points allowed - ACC opponent: 110 at Duke, 1/4/17
Fewest points allowed in a game: 49 vs. North Texas, 11/24/17
Fewest points allowed - ACC opponent: 51 vs. Syracuse, 1/31/18
Largest margin of victory: 38 vs. Tusculum (96-58), 2/7/17
Largest margin of victory - ACC opponent: 22 vs. Florida State (78-56), 1/25/17
Largest margin of victory - road game: 15 (69-54) at Pittsburgh, 1/13/18
Largest margin of victory - ACC road game: 15 (69-54) at Pittsburgh, 1/13/18
Largest losing margin: 53 (110-57) at Duke, 1/4/17
Largest losing margin - ACC opponent: 53 at Duke, 1/4/17
Most points allowed in a win: 76 at NC State (86-76), 1/15/17
Most points scored in a loss: 81 vs. Wright State, 12/22/17
Fewest points scored in a win: 52 vs. Northwestern (52-51), 11/28/17
Fewest points allowed in a loss: 60 vs. Georgia, 12/20/16
Largest deficit overcome to win a game: 15 vs. Boston College (7:03-1st), 2/11/17
Largest 2nd-half deficit overcome to win a game: 9 vs. NC State (17:15), 3/1/18
Largest deficit overcome to win a road game: 5 (13:55-1st) at NC State, 1/15/17
Largest lead given up in a loss: 13 (5:03-1st) at Boston College, 2/4/18
Largest 2nd-half lead given up in a loss: 11 (10:28-2nd) at Clemson, 2/24/18
Highest FG pct.: 57.1 (24-42) at Wofford, 12/6/17
Highest FG pct. - ACC opponent: 51.6 (32-62) vs. NC State, 3/1/18
Lowest FG pct.: 27.6 (16-58) vs. Tennessee, 11/13/18
Lowest FG pct. - ACC opponent: 34.0 (17-50) vs. Louisville, 1/7/17
Highest 3-pt pct.: 62.5 (10-16) at NC State, 1/15/17
Highest 3-pt pct. - ACC opponent: 62.5 (10-16) at NC State, 1/15/17
Most 3-pt FG: 12 vs. Lamar, 11/9/2018
Most 3-pt FG - ACC opponent: 10 at NC State, 1/15/17
Lowest 3-pt pct.: 10.0 (1-10) vs. Miami, 1/3/18
Lowest 3-pt pct. - ACC opponent: 10.0 (1-10) vs. Miami, 1/3/18
Highest FG pct. allowed: 59.3 (32-54) at Florida State, 1/24/18
Highest FG pct. allowed - ACC opponent: 59.3 (32-54) at Florida State, 1/24/18
Lowest FG pct. allowed: 28.2 (20-71) vs. Florida State, 1/25/17
Lowest FG pct. allowed - ACC opponent: 28.2 (20-71) vs. Florida State, 1/25/17
Highest 3-pt pct. allowed: 60.0 (12-20) at Louisville, 2/8/18
Highest 3-pt pct. allowed - ACC opponent: 60.0 (12-20) at Louisville, 2/8/18
Lowest 3-pt pct. allowed: 11.1 (2-18) vs. UTRGV, 11/22/17
Lowest 3-pt pct. allowed - ACC opponent: 14.3 (2-14) vs. Boston College, 3/6/18
Highest FT pct.: 95.2 (20-21) vs. Coppin State, 12/27/17
Lowest FT pct.: 38.9 (7-18) at Notre Dame, 12/30/17
Most free throws made: 28 vs. North Carolina, 12/31/16
Most free throws attempted: 36 vs. Sam Houston State, 11/22/16
Fewest free throws made: 2 at Miami, 2/15/17
Most assists: 26 vs. Lamar, 11/9/18
Fewest assists: 5 at Georgia, 12/19/17; at Tennessee, 11/13/18
Most turnovers: 20 at VCU, 12/7/16; at Louisville, 2/8/18
Fewest turnovers: 6 vs. North Texas, 11/24/17; Coppin State, 12/27/17; at Virginia, 2/21/18
Most blocked shots: 16 vs. Southern, 11/14/16 (Tech record)
Most steals: 15 vs. North Carolina, 12/31/16

the 2015-16 and 2016-17 seasons combined (31). That's 43 home wins over the past three seasons.

- Tech had its full roster to practice only for seven games last season. Injuries or other absences have forced Tech players to miss 46 games cumulatively this season. Freshman Jose Alvarado and Curtis Haywood II both suffered season-ending injuries, Alvarado on Feb. 11 early in Tech's game against Duke, and Haywood prior to the Jackets' Jan. 31 game against Syracuse. Tech used eight different starting lineups last season.

- Tech's playing rotation featured four freshmen and a first-year graduate transfer who combined to start 68 games and log 43 percent of the Yellow Jackets' total minutes.

Okogie Drafted 20th by Minnesota

Georgia Tech sophomore Josh Okogie became the first Yellow Jacket in seven years to be selected in the first round of the National Basketball Association Draft when the Minnesota Timberwolves tabbed him with the No. 20 overall pick.

The 6-4 guard was the Yellow Jackets' 19th first-round draft pick all-time and their first since Iman Shumpert was selected 17th overall by the New York Knicks in 2011.

Okogie earned third-team all-Atlantic Coast Conference honors as a sophomore in 2017-18 after ranking fourth in the conference in scoring with 18.2 points per game. He was a member of the ACC's all-freshman team in 2016-17 and finished his two-year collegiate career with a 16.9-point scoring average. He scored 1,033 points in 61 games at Tech, becoming one of only eight Yellow Jackets to ever surpass the 1,000-point mark in just two seasons.

He was Georgia Tech's 12th all-time early entry in the NBA Draft and cemented his status as a likely first-round pick with an outstanding performance at the NBA Combine in May.

Three for 1,000

Georgia Tech finished last season with a trio of 1,000-point career scorers on its roster for the first time since 1989, and for just the third time in the Yellow Jackets' ACC history.

Sophomore Josh Okogie became the latest to reach the milestone with his 22-point game March 3 against Wake Forest, making him the 46th player to do so at 1,033 points. Senior center Ben Lammers finished his career with 1,055 points (42nd place), and senior guard Tadic Jackson ended up with 1,136 career points (36th place).

Three 1,000-point scorers on same team

1985-86: Bruce Dairymple (Jr.), Mark Price (Sr.), John Salley (Sr.)
1988-89: Tom Hammonds (Sr.), Brian Oliver (Jr.), Dennis Scott (So.)
2017-18: Ben Lammers (Sr.), Tadic Jackson (Sr.), Josh Okogie (So.)

Okogie, Lammers Capture ACC Honors

Ben Lammers and Josh Okogie have both captured Atlantic Coast Conference honors during Josh Pastner's tenure as Georgia Tech head coach.

Josh Okogie, a 6-4 guard, was named to the All-Atlantic Coast Conference third team last season, and 6-10 senior center Ben Lammers earned a spot on the ACC's All-Defensive team for the second straight year in voting announced Sunday by the conference office.

Lammers was the ACC's Defensive Player of the Year in 2017 and made the All-ACC second team, while Okogie earned a spot on the All-Freshman team.

Wire-to-Wire

Head coach Josh Pastner is not shy about his philosophy of playing a short bench, reminiscent of the way Bobby Cremins coached the Yellow Jackets over his 19 seasons.

Josh Okogie played 92.3 percent of possible minutes in ACC games, while Ben Lammers played 90.2 percent. Jose Alvarado had played 96.7 percent of possible ACC minutes prior

to his injury.

Lammers ranked No. 1 among centers nationally in minutes per game. Alvarado had ranked fifth among freshmen nationally in percentage of minutes played and minutes per game before the Duke game.

The threesome had 20 complete games combined in 2017-18 (eight for Alvarado, six for Lammers, five for Okogie), and Tadic Jackson joined the group by playing 40 minutes at Clemson. Tech had at least one player play the full 40 in 12 of 19 ACC games (regular season plus tournament).

NOTE: Between the Cremins era and the arrival of Pastner, only one Georgia Tech player played every minute of a game, regulation or overtime, and that was Marcus Georges-Hunt on Feb. 20, 2016, in a win over Notre Dame at home. In the final 15 seasons of Cremins' tenure (1985-86 through 1999-2000), a total of 196 players logged a 40-minute game.

Assisted Living

Georgia Tech coach Josh Pastner preached and prodded his Yellow Jackets on ball and player movement from the first time he got his team on the practice court. His primary measuring stick on how well the Jackets perform offensively is their ratio of assists to made field goals.

In Pastner's first season, the Yellow Jackets ranked 13th nationally, according to KenPom.com, in highest percentage of assists to made field goals at 62.6 percent, the team's highest rate since the 2000-01 season. Tech's number was 63.2 percent in ACC games. Pastner's nightly goal is 60 percent.

Tech did not perform as well in that department in 2017-18, assisting on 54.6 of its made field goals overall, 53.9 against ACC teams, and missing Pastner's 60-percent bar 14 times. Tech remained above the national average (52.5 pct.) in that category.

Tech's top assists-to-made field goals ratios: 1987-88 – 68.3; 1988-89 – 65.9; 1986-87 – 65.8; 1992-93 – 65.0; 1985-86 – 64.8; 2000-01 – 62.9; 1999-00 – 62.9; 2016-17 – 62.6

A.D. is No Lie

Georgia Tech got a big lift from an unlikely source once ACC play began last season, junior forward Abdoulaye Gueye (pronounced "AB-doo-lie GAY"). During the month of January and into February, the Yellow Jackets saw the 6-9 junior become a legitimate offensive force, and not just a disruptor on defense and on the boards.

Known as "A.D." to his teammates and coaches, the likeable Gueye took advantage of a much-improved hook shot to average 6.5 points (50 percent from the floor) and 4.5 rebounds in in ACC games. He has come off the bench in Tech's last four games in favor of freshman Moses Wright after starting 15 straight games.

He scored in double figures in seven games in conference play, something completely unforeseen during the non-conference season. In the first 39 games of his career, covering two-plus seasons through the holiday break this year, Gueye had scored a total of 70 points, only once scoring more than six points in a game (13 vs. UT-Rio Grande Valley in November).

"We couldn't stop him at the beginning of the game. Probably were a little surprised at how good he was and how much they went to him, but he was very effective." - Clemson coach Brad Brownell after Gueye scored 14 points with eight boards against the Tigers

	Non-conference	ACC
Scoring	4.7	6.5
Rebounding	4.0	4.5
FG%	37%	50%
FT%	54%	67.9%

TECH NOTEBOOK

McCamish Pavilion 411

Name: McCamish Pavilion (mc-CAME-ish), named for Atlanta insurance executive Hank McCamish who gave the lead gift for the facility

Capacity: approximately 8,600 (6935 court level, 1665 balcony level)

Cost: \$50 million

Contractor: Whiting-Turner

Architect: Populous

Cremins Court: the court remains named for the former Tech head coach

Alexander Courtyard: located at the Fowler Street entrance, honors the former Tech director of athletics and the history of the former Tech home arena named for him

Grand entrance: 10th and Fowler Streets, foyer includes graphic representations of retired jerseys and Tech's two Final Four appearances

Other entrances: West entrance off Fowler Street (students and media), East entrance from main arena parking (for club patrons)

Features: center-hung scoreboard and video boards, mezzanine fascia ribbon boards, theatrical lighting, primarily chairback seating, club area

Facts and Dates

- 2,500 cubic yards of concrete removed
- 3,000 cubic yards of concrete installed
- 500 tons of new steel installed
- Over 1 mile of new railing installed
- 20,000 gallons of paint used
- 2,000 feet of new mechanical piping
- 2,500 feet of new ductwork
- \$4M in new audio-visual and scoreboards
- 50 TV's throughout the concourse and Callaway Club
- Farthest distance material has traveled to get on site: 4,835 miles
- Shortest distance material has traveled to get on site: 1 mile
- Number of Tech alumni involved in the project: over 100
- Number of days construction took: 520
- Number of 1950's old style Coke bottles found while installing the underground foundations: 11
- Number of new staircases: 13
- Number of new sports lights for the competition floor: Over 300
- 270-degree court view from concourse

Groundbreaking: May 5, 2011

Opening: October, 2012

First public event: Oct. 21, 2012 - Jacket Jam (men's and women's scrimmages)

First men's game: Nov. 9, 2012 vs. Tulane

Head coaches: Brian Gregory of Georgia Tech, Ed Conroy of Tulane

Officiating crew: Karl Hess, Gary Maxwell, Raymond Styons

TV announce crew: Tom Werme, Cory Alexander (ACC Network)

First Tech points: Marcus Georges-Hunt (2 FT, 18:13, 1st half)

First basket: Tulane's Josh Davis (18:44, 1st half)

Attendance: 8,600 (sellout)

First women's game: Nov. 11, 2012 vs. Tennessee

Tech played 55 seasons in Alexander Memorial Coliseum, compiling a record of 556-194 (.741). Miami was the last team to play Tech there, a game Tech won, and was the first ACC team to play in McCamish Pavilion, which Miami won. For the 2011-12 season, Tech played its home games at Philips Arena and the Arena at Gwinnett.

Tech's BFFs (Big Freshman Forwards)

Georgia Tech's four-man freshman class in 2017-18 was not highly rated in terms of stars, but head coach Josh Pastner viewed the group of Jose Alvarado, Curtis Haywood II, Evan Cole and Moses Wright as a solid foundation on which to build the Yellow Jackets' program.

With Alvarado and Haywood, the more highly-rated of the group, out for the season with injuries, the other two members of the class received an opportunity to grow. After Tech's Jan. 24 loss at Florida State, Pastner put Cole and Wright in a "red-shirt" program than entailed extra strength and conditioning sessions and extra skill work on the court in addition to the team's regular practices. It paid off for them and for the Jackets.

On Feb. 11 against Duke, when Pastner was unhappy with the performance of Tech seniors Tadic Jackson and Ben Lammers, he put Cole and Wright in the game for their first extended minutes of the ACC season, and they didn't disappoint.

In the second half of that game, the duo combined for 19 points, 12 rebounds, four assists and three blocks in 41 minutes as Tech pared a 26-point second-half deficit down to 11 in an 80-69 loss. As a result, Cole has started Tech's last five games, and Wright the last three.

"Very good basketball player, can score the basketball inside and out, athletic, runs the floor," NC State coach Kevin Keatts said of Cole. "He's going to be a very good basketball player in the ACC, and that means a lot because you're talking about a kid who was originally signed in the (Colonial Athletic Association)."

"He's a live body, long," Clemson coach Brad Brownell said of Wright. "As he continues to get stronger and grow into his body, he's going to be a good player. He's got some perimeter skills where he can put it on the ground once or twice and get to a place and make a play. He's not a great 3-point shooter yet, but he can make one, and that's obviously going to get better."

Regular Season	First 11 ACC Games	Last 7 Games
Minutes per game	2.9	50.7
Points per game	0.5	11.7
Rebounds per game	0.3	10.0
FG%	33% (3-9)	37.5% (30-80)
3FG	0% (0-3)	20% (6-30)
FT%	0% (0-0)	50% (16-32)

Alvarado Freshman Season Cut Short

Freshman point guard Jose Alvarado, recruited to Georgia Tech primarily for his winning attitude, toughness and grit, was given the green light by head coach Josh Pastner to handle the position, sink or swim, before his freshman season came to an abrupt end Feb. 11 against Duke. He dislocated his left elbow in a fall, and missed the rest of the season.

The Brooklyn native, the first Tech player from the New York area in nearly 20 years, was up to the task prior to his injury, averaging 12.6 points per game to rank second on the team, 3.9 rebounds and 3.3 assists with an assist/turnover ratio of 77/56. He also shot the ball well, making 45 percent of his shots from the floor, 37.4 percent from three-point distance, and 80.2 percent from the foul line on 80 attempts, second most on the team behind Josh Okogie, who led the ACC in that category.

Among ACC freshmen, he ranked fifth in scoring, fourth in assists, and was No. 4 overall in steals at the time of his injury.

Alvarado posted 16 double-figure scoring games, four times scoring 20 or more. And the 6-foot playmaker averaged more than 39 minutes per ACC game to rank among the league's top five, playing every minute eight times, including four consecutive games before Duke.

He was not the first Tech point guard to earn the starting job as a freshman and handle it well. He follows such Tech greats at Mark Price, Kenny Anderson, Travis Best, Stephon Marbury, Tony Akins and Jarrett Jack, as well as others who

Thin Gold Line

Some of Georgia Tech's most successful teams in the Atlantic Coast Conference era have had thin benches and a trio of players who averaged more than 35 minutes per game in ACC play, beginning with the Yellow Jackets' first ACC Championship team in 1985, dubbed the "Thin Gold Line."

1985 ACC Champions, NCAA Elite Eight

(7-man rotation)

Mark Price	37.2 mpg
Bruce Dalrymple	35.6
John Salley	35.1

1990 ACC Champions, NCAA Final Four

(6-man rotation)

Dennis Scott	40.3 mpg
Kenny Anderson	39.4
Brian Oliver	38.4

1993 ACC Champions, NCAA

(7-man rotation)

Travis Best	37.1
James Forrest	35.6
Malcolm Mackey	35.0

1996 ACC Regular-Season Champions, NCAA Elite Eight

(7-man rotation)

Stephon Marbury	38.6 mpg
Drew Barry	38.6
Matt Harpring	36.8

started at the position as freshmen without reaching their lofty accomplishments.

"I was really impressed with Alvarado first time seeing him live. His speed and quickness was really good and I thought he played the game with really good poise." - Clemson coach Brad Brownell

Tech's Freshman Point Guards

Player (Season)	PPG	RPG	APG	FG%	3PT%	FT%
Jose Alvarado (2017-18)	12.1	3.7	3.1	.448	.370	.802
Javaris Crittenton (2006-07)	14.4	3.7	5.8	.450	.356	.783
Jarrett Jack (2002-03)	9.5	3.5	6.0	.455	.283	.703
Tony Akins (1998-99)	11.3	3.7	4.8	.316	.288	.667
Stephon Marbury (1995-96)	18.9	3.1	4.6	.457	.370	.738
Travis Best (1991-92)	12.3	2.5	5.7	.449	.386	.735
Kenny Anderson (1989-90)	20.6	5.5	8.1	.515	.410	.733
Mark Price (1982-83)	20.3	3.8	3.3	.435	.440	.877

Winning Starts at Home

Georgia Tech and head coach Josh Pastner have made a priority of making McCamish Pavilion a real homecourt advantage for the program, and the Yellow Jackets made a good start on that by setting a program record for wins at home (17) in 2017-18, which included a 7-2 ACC record and two NIT victories.

Tech is 12-6 against ACC teams at home under Pastner, and that includes a 5-3 mark against ranked opponents.

The Jackets' 60-53 win over No. 25 Notre Dame on Jan. 10 was just the latest triumph in a list that includes eventual NCAA champion North Carolina (No. 9 at the time), No. 6 Florida State and No. 15 Notre Dame last season, as well as a 64-54 win over No. 15 Miami on Jan. 3 this season. Tech's only losses came to No. 9 Louisville last January and to No. 2 Virginia and No. 18 Clemson this season.

Tech is 31-11 overall at McCamish Pavilion under Pastner.

TECH NOTEBOOK

Media Guidelines

Georgia Tech's practices are closed to the public and the media, but coaches and student-athletes are made available prior to each game before one of the team's practices. Notices will be distributed weekly to confirm the schedule.

TV stations are allowed to shoot B-roll during the first 10 minutes of those practices.

Media are asked to notify Mike Stamus *the day before* of their need to attend and to make specific student-athlete requests.

Interview requests with student-athletes that need to be conducted at other times must be arranged through the Georgia Tech communications office at least 24 hours in advance. These interviews will be conducted at a time and place convenient to the student-athletes' availability and class schedule.

Media are asked not to contact student-athletes directly either by phone, e-mail, text or social media. They are instructed not to respond. Every effort will be made to make them available.

Interviewing Coach Pastner

Media wishing to speak with Coach Pastner at times other than scheduled media availabilities must notify Mike Stamus in the communications office in advance to make or confirm arrangements. He also is available each Monday on the ACC Teleconference (10:50 a.m.) beginning January 7.

Post-Game Protocol

Each head coach will hold a post-game press conference in the designated interview room (Shah Media Room at McCamish Pavilion).

Student-athletes requested by the media will be brought to the interview room following the coaches press conferences, when the team is at home, outside the team's locker room when the team is on the road.

Josh Pastner Radio Show

Head coach Josh Pastner's weekly radio show airs each Monday from 7-8 p.m. on "680 the Fan" and 93.7 FM, beginning Dec. 3.

ACC Coaches Weekly Teleconference

The 15 ACC head basketball coaches will be featured on nine Monday teleconferences during the 2018-19 season, beginning on Monday, January 7, and continuing through March 4. Each coach will have 10 minutes to make an opening statement and answer questions. There will be an instant replay of each teleconference on the Conference's internet site TheACC.com each Monday afternoon.

Georgia Tech head coach Josh Pastner will be on the teleconference at 10:50 a.m. each week.

Coaches that play on Monday in January and February are not required to participate in that day's call. Coach Pastner will be on every Monday at the same time. The teleconference schedule for each Monday will differ for the other 14 head coaches, depending on what teams play that Monday night.

Contact the ACC media relations office at 336-851-6062 for the call-in number and for questions on the schedule.

Four Tech Alumni on NBA Rosters

Since 1982, Georgia Tech has produced 19 first-round NBA draft picks and 44 draft picks overall. A total of 38 Georgia Tech alumni have played in the NBA.

Four former Georgia Tech basketball stars were on NBA rosters at the start of the 2018-19 season, including guard Josh Okogie, who was drafted 20th overall by the Minnesota Timberwolves.

Iman Shumpert, a seven-year NBA veteran, played his third full season in Cleveland after helping the Cavaliers win the NBA championship in 2016, and was traded before the deadline to Sacramento.

Thaddeus Young, an 11-year NBA veteran, is now in his third season with the Indiana Pacers after playing seven seasons in Philadelphia, one in Minnesota and two in Brooklyn.

Derrick Favors has emerged as a key figure in his eighth season in Utah and re-signed with the team after becoming a free agent.

Arts and Letters

Beginning with Moe Miller and Lance Storrs in the summer of 2011, every four-year senior in the Georgia Tech program has graduated. Tech's 2018 seniors, Tadic Jackson and Ben Lammers, were both on track to compete their degree requirements in the spring (Jackson) and fall (Lammers) semesters.

Derek Craig and Nick Foreman received their Tech degrees in 2012, as did the 2013 senior class of Mfon Udofia, who finished his business administration degree work in the summer, and Pierre Jordan, who completed his Masters degree requirements in building construction in the spring. Brandon Reed graduated in the summer with his management degree before transferring back to Arkansas State to play his final year of basketball.

All three of Tech's four-year seniors in 2013-14 - Kammeon Holsey, Daniel Miller and Jason Morris - graduated that spring. Robert Sampson, the Jackets' only undergraduate scholarship senior in 2014-15, graduated in the spring.

From the 2015-16 squad, Marcus Georges-Hunt walked the stage at commencement in May, accomplishing the rare feat of graduating in four years. Point guard Travis Jorgenson, who elected not to use his final year of eligibility, will receive his degree in December.

From the 2016-17 team, Josh Heath, Corey Heyward (fifth-year because of an injury redshirt in 2012-13) and Quinton Stephens all graduated in May of 2017, while Rand Rowland finished his requirements and received his degree in December of 2016. Both graduate transfers, Kellen McCormick (summer of 2017) and Jordan Price (fall of 2017), received their Masters degrees.

Georges-Hunt and current senior Tadic Jackson have made the Academic All-ACC team twice, and the Yellow Jackets have had at least one player named to that team since it was instituted for the 2010-11 season.

Tech's men's basketball team has recorded the highest Academic Progress Report scores the last five years since the NCAA began tracking academic performance in 2004-05. The Jackets scored a perfect team single year APR score of 1000 three straight years from 2011-13.

Welcome to The Hank

Georgia Tech is playing its seventh season in McCamish Pavilion, which was for all intents and purposes, brand new when it opened for the 2012-13 season. The only physical elements of McCamish Pavilion that remain from the venerable Alexander Memorial Coliseum are the roof, which was re-covered, and the 32 steel ribs that support it.

The capacity of McCamish Pavilion is 8,600, including 1,665 seats in the new balcony level and 6,935 seats in the lower seating bowl. There are no suites, but there is a premium club area that seats 500. Alexander Memorial Coliseum seated

9,191 spectators in its final configuration.

The most impressive features of McCamish Pavilion are its grand entrance, which fronts 10th and Fowler Streets, the ability for patrons to view the court from the main concourse all the way around, and the theatrical lighting system, which concentrates light on the court while leaving the seating areas dark, modeled after the Staples Center in Los Angeles and Madison Square Garden in New York.

Tech played 55 seasons in Alexander Memorial Coliseum, compiling a record of 556-194 (.741). Miami was the last team to play Tech in Alexander Memorial Coliseum, a game Tech won, and was the first ACC team to play in McCamish Pavilion on Jan. 5, which Miami won. For the 2011-12 season, Tech played its home games at Philips Arena and the Arena at Gwinnett.

Tech's NCAA Tournament History

Georgia Tech played in the NCAA Tournament five times in 11 seasons under head coach Paul Hewitt and has played in the event 16 times in its history. Fifteen of those appearances have occurred from 1985 to the present.

Tech has a record of 23-16 in NCAA Tournament play, highlighted by its 2004 trip to the NCAA title game as well as a Final Four berth in 1990. The Yellow Jackets have reached the NCAA Sweet 16 seven times (1960, 1985, 1986, 1990, 1992, 1996, 2004).

The 2004 and 2005 appearances were the Yellow Jackets' first back-to-back appearances since Bobby Cremins led the Institute to the Big Dance nine straight years from 1985-93.

Georgia Tech has won at least one game in 11 of its 16 NCAA Tournament appearances.

Tech's ACC Tournament History

Georgia Tech has played in 39 ACC Tournaments, and has a 26-36 all-time record in the event. The Yellow Jackets have won three championships, in 1985 (Atlanta), 1990 (Charlotte) and 1993 (Charlotte).

Tech has been a runner-up four times (1986, 1996, 2005, 2010). The 1986, 1996 and 2010 runs to the finals occurred in Greensboro. Tech also made the finals in 2005 at the Verizon Center in Washington, D.C.

Tech was 0-2 in the ACC Tournament under coach Dwane Morrison, 15-16 under Bobby Cremins (including all three titles), 9-11 under Paul Hewitt (runner-up in 2005 and 2010), 2-5 under Brian Gregory, and 0-2 under Josh Pastner.

TECH NOTEBOOK

Tech Alumni in the NBA

Player	Team
Derrick Favors	Utah Jazz
Josh Okogie	Minnesota Timberwolves
Iman Shumpert	Sacramento Kings
Thaddeus Young	Indiana Pacers

Tech Alumni Elsewhere

Alade Aminu	Hapoel T-A (Israel)
Tony Akins	CC Egis (South Korea)
Chris Bosh	NBA free agent
Will Bynum	Yesilgiresun (Turkey)
Demarco Cox	Quimper (France)
Mouhammad Faye	Crvena Zvezda (Serbia)
Marcus Georges-Hunt	Maine Red Claws (G League)
Trae Golden	Avtodor (Russia)
Kammeon Holsey	Craiova (Romania)
Jarrett Jack	NBA free agent
Tadic Jackson	AB Contern (Luxembourg)
Ben Lammers	Bilbao Basket (Spain)
Gani Lawal	Shiga L-Stars (Japan)
Stephon Marbury	Beijing Fly Dragons (China)
Anthony McHenry	Shinshu BW (Japan)
Daniel Miller	Sendai 89ers (Japan)
Charles Mitchell	Ferro Carril (Argentina)
Anthony Morrow	NBA free agent
Zachery Peacock	Bourg (France)
Glen Rice, Jr.	Humacao Caciques (Bosnia)
Robert Sampson	Mornar Bar (Montenegro)
Adam Smith	Orasi RAV (Italy)
Jeremis Smith	Soles (Mexico)
Quinton Stephens	Coruna (Spain)

Former Tech Players in Coaching

Player (at Tech)	Current Position
Kenny Anderson (1989-91)	*Fisk University
Ty Anderson (2006-09)	*South Gwinnett HS
Rod Balanis (1990-94)	#Notre Dame
B.J. Elder (2001-05)	*Clarkston HS (Atlanta)
Shaun Fein (1999-2001)	#Brooklyn Nets
Dion Glover (1997-98)	#Grand Rapids (NBA G-League)
Pierre Jordan (2011-13)	#Tennessee State
Maurice Miller (2007-11)	*Raleigh-Egypt HS (Memphis)
Winston Neal (1999-01)	*Columbia State (Tenn.)
Mark Price (1982-86)	Denver Nuggets
Fred Vinson (1992-94)	#New Orleans Pelicans
Mfon Udofia	#Erie (NBA G-League)

Former Tech Coaches in Coaching

Coach (at Tech)	Current Position
Perry Clark (1982-88)	#South Carolina
Sherman Dillard (1988-94)	#Iowa
Chad Dollar (2011-16)	#South Florida
Brian Gregory (2011-16)	*South Florida
Tom Herrion (2014-16)	#South Florida
Robert McCullum (2010-11)	*Florida A&M
Billy Schmidt (2011-14)	+OKC Thunder
Cliff Warren (2000-05)	+Maryland
Charlton Young (2005-09)	#Florida State
Peter Zaharis (2000-11)	#Emory
<i>*head coach; #assistant coach; +other staff</i>	

BIO UPDATES

Head Coach Josh Pastner • 3rd season

Josh Pastner, who guided Memphis to five post-season berths in seven seasons as the Tigers' head coach, was introduced as Georgia Tech's 14th head basketball coach on April 8, 2016, and wasted no time in getting the Yellow Jackets back to the post-season.

While coaching Tech to 34 wins and building the Jackets' talent base for the future, Pastner has tirelessly promoted the program on campus and throughout the city of Atlanta in an effort to re-create the major homecourt atmosphere that surrounded the Yellow Jackets throughout the 1980s, 1990s and into the middle of the 2000s. The result has been 29 wins and eight sellouts in two seasons at McCamish Pavilion, including a program-record 17 home wins in his first year.

In his first season at the helm, his Yellow Jacket team defied all pre-season expectations by winning 21 games, including four in the National Invitation Tournament. Tech posted an 8-10 ACC record, which included victories over No. 9 North Carolina, No. 6 Florida State and No. 14 Notre Dame, who all finished among the top four in the ACC regular season. He was named Coach of the Year in the ACC and in NABC District 2.

Implementing a high-energy style of play and creative offensive and defensive schemes, Pastner and his staff guided the Yellow Jackets all the way to the finals of the NIT for the first time in 46 years. Two of his players earned all-Atlantic Coast Conference honors; junior center Ben Lammers was named second-team All-ACC and ACC Defensive Player of the Year, while freshman guard Josh Okogie was named to the ACC All-Freshman team.

Though hampered by several significant injuries and other issues in 2017-18, Tech still was able to knock off a pair of top-25 teams while Lammers and Okogie again earned conference honors, and Okogie developed into an NBA first-round draft choice.

Pastner, who turned 41 in the fall, compiled a 167-73 record over seven seasons as the head coach at Memphis, where the Tigers earned bids to the NCAA Tournament four times. He tied for the 10th most wins for a head coach in his first seven seasons in Division I basketball history, and is the second winningest active coach under the age of 40 in NCAA Division I.

Despite his young age, Pastner has been involved in basketball at the Division I level for 21 years, as a player and an assistant coach at Arizona, and as an assistant coach and the head coach at Memphis. He has been a part of teams that have won 524 games, played in 17 NCAA Tournaments and 19 total post-season events. Teams he has been involved with have won 12 conference tournament or regular-season championships, advanced to seven Sweet Sixteens, five Elite Eights, two Final Fours and two NCAA championship games.

As an NCAA head or assistant coach and an AAU head coach, he has coached nearly 25 NBA draft selections.

Pastner's Memphis teams averaged 23.9 wins per season and compiled a conference regular-season record of 82-36, including a conference winning streak of 28 games. The Tigers went 11-4 in Conference USA and American Athletic Conference tournaments, including three championships.

He guided Memphis to five post-season berths, the NIT in 2010 and the NCAA Tournament in 2011, 2012, 2013 and 2014. Pastner twice won Conference USA Coach of the Year honors (2010, 2013) by various organizations and news media.

Pastner was born in Glen Dale, W.Va., and grew up in Kingwood, Texas. He earned his bachelor's degree in family studies in December of 1998, in just two and a half years, from Arizona and his master's degree in teaching and teacher education from Arizona in December of 1999, all while lettering four years in basketball under head coach Lute Olson.

He married the former Kerri Lamas of Sierra Vista, Ariz., in 2009. He has a stepson (Ethan) and three daughters, Payten, Kamryn and Harper.

Pastner as a Head Coach

Season	School	Overall	Conference	Postseason
2009-10	Memphis	24-10	13-3/2nd	NIT second round
2010-11	Memphis	25-10	10-6/4th	NCAA Tournament
2011-12	Memphis	26-9	13-3/1st	NCAA Tournament
2012-13	Memphis	31-5	16-0/1st	NCAA Tournament, round of 32
2013-14	Memphis	24-10	12-6/t-3rd	NCAA Tournament, round of 32
2014-15	Memphis	18-14	10-8/t-5th	
2015-16	Memphis	19-15	8-10/7th	
at Memphis	7 years	167-73	82-37	
2016-17	Georgia Tech	21-16	8-10	NIT finals
2017-18	Georgia Tech	13-19	6-12	
2018-19	Georgia Tech	2-1	--	
at Ga. Tech	3rd year	36-36	14-22	
Career	10th year	203-109	96-59	

Pastner Resume

- Head coach, Georgia Tech (2016-present)
- Head coach, Memphis (2009-16) - 4 NCAA Tournaments, 1 NIT, 4 Conference USA titles
- Assistant coach under John Calipari, Memphis (2008-09) - NCAA Sweet 16, C-USA champions
- Assistant coach under Lute Olson, Arizona (2002-08) - 6 NCAA Tournaments, 2 Pac-10 titles
- Basketball staff assistant under Lute Olson, Arizona (2000-02) - Pac-10 champions in 2002
- Played collegiately for Lute Olson, Arizona (1996-2000) - 4 NCAA Tournaments, 1997 National Champions, 2 Pac-10 titles

4 • Brandon Alston • G • 6-5 • 203 • r-Sr.

- Wing guard who has come off the bench and led Tech in scoring twice
- Plays "Three-and-D" role, averaged 23.7 minutes per game last season (started 19 games), 21.3 so far this season ... Started 19 games, including 12 ACC games
- Scored 17 points against Lamar, 16 at Tennessee, 9 vs. East Carolina
- Has made 5-of-7 shots from three-point land, and leads the Jackets at the free throw line (11-of-14)
- Solid free throw shooter last season, 70.7 percent on 58 attempts
- Lowest turnover rate among Tech guards (1.9 per 40 minutes) last season .. 30 assists/19 turnovers in ACC games
- Shot 35.6 percent from three-point range last season, fourth-best percentage among Tech's regulars
- Graduate transfer in his last season with Tech after playing two seasons at Lehigh and earning his undergraduate degree in three years
- Appeared in 62 games, starting 11, over his two seasons for Lehigh, averaging 5.8 points while shooting 42.5 percent from the floor, 35.5 percent from three-point range and 73.0 percent from the foul line ... Took a red-shirt year in 2015-16 due to injury

CAREER HIGHS

Points: 20, UTRGV -- 11/22/17
Rebounds: 6, UTRGV -- 11/22/17
Assists: 5, at Pittsburgh -- 1/13/18
Steals: 3, at Notre Dame -- 12/30/17
Blocks: 1, Wake Forest -- 3/3/18
FG made: 6, 4 times
FG attempts: 11, Bethune-Cookman -- 11/19/17
3FG made: 4, Lamar -- 11/9/18
3FG attempts: 5, Lamar -- 11/9/18
FT made: 8, at Tennessee -- 11/13/18
FT attempts: 8, 4 times
Minutes: 38, Coppin State -- 12/27/17 ; Wake Forest -- 3/3/18

10 • Jose Alvarado • G • 6-0 • 176 • So.

- Tough, gritty, high motor point guard who became an ironman running the Jackets' offense last season until suffering a dislocated left elbow 12 minutes into Tech's Feb. 11 game against Duke ... Had surgery to repair and was sidelined the remainder of the season
- Recovered in time to participate in workouts during summer school
- Started all three games and average 4.0 assists, has a team-high five steals
- Started every game as Tech's primary point guard prior to his injury, ranking fourth in the ACC at 39.2 minutes per game ... Ranked fourth among freshmen nationwide in overall minutes per game (35.9) and percentage of minutes played (89.3) ... Logged eight complete games (seven in ACC play), including all 45 minutes in Tech's OT loss at Boston College
- Ranked fourth in the ACC in steals (1.8 per game), No. 1 among freshmen at time of injury ... Had team-high 3.1 assists per game
- Third on Tech's scoring chart at 12.1 points per game, 10.2 per game against the ACC ... Ranked fifth among ACC freshmen in scoring, fourth in assists
- Had 16 double-figure scoring games as a freshman ... Averaged 13.2 ppg in last six games (27-61 FG, 14-31 on threes) prior to Duke ... Topped 20 points four times

CAREER HIGHS

Points: 23, 4 times
Rebounds: 7, vs UCLA -- 11/11/17 ; North Texas -- 11/24/17 ; Tennessee -- 12/3/17
Assists: 7, Florida A&M -- 12/17/17
Steals: 4, Syracuse -- 1/31/18
Blocks: 2, Miami -- 1/3/18
FG made: 8, at Florida State -- 01/24/18 ; at Florida State -- 1/24/18
FG attempts: 18, at Florida State -- 01/24/18 ; at Florida State -- 1/24/18
3FG made: 4, 6 times
3FG attempts: 10, Grambling State -- 12/1/17
FT made: 8, Bethune-Cookman -- 11/19/17 ; Wright State -- 12/22/17
FT attempts: 10, Bethune-Cookman -- 11/19/17 ; Wright State -- 12/22/17
Minutes: 45 (ot), at Boston College -- 2/4/18 ; 40 (regulation), 7 times

BIO UPDATES

1 • James Banks III • C • 6-9 • 243 • Jr.

- Imposing physical presence in the middle, can be an excellent rim protector and rebounder for the Jackets ... Has a wingspan of 7 feet, 5.35 inches and a standing reach of 9 feet, 3.5 inches
- Transferred from Texas after last season and was granted immediate eligibility by the NCAA on Nov. 13, enabling him to join the Jackets on the court for their game at Tennessee
- Averaged 5.0 points and a team-high 6.5 rebounds with four blocked shots in two games
- Raw offensively, his hit just 2-of-7 shots from the floor (hit 48.6 percent at Texas)
- Played 46 games (10.7 minutes per game) in two seasons at Texas, averaging 1.7 points and 2.3 rebounds.

CAREER HIGHS

Points: 7, Northwestern State -- 11/10/17
Rebounds: 9, Incarnate Word -- 11/11/16
Assists: 2, Eastern Washington -- 11/17/16
Blocks: 5, Incarnate Word -- 11/11/16
Steals: 2, at Michigan -- 12/6/16
FG made: 3, Northwestern State -- 11/10/17
FG attempts: 5, UAB -- 12/21/16 ; East Carolina -- 11/16/18*
FT made: 3, Oklahoma -- 1/23/17 ; at Tennessee -- 11/13/18* ; East Carolina -- 11/16/18*
FF attempts: 3, at Tennessee -- 11/13/18* ; East Carolina -- 11/16/18*
Minutes: 24, Incarnate Word -- 11/11/16
*with Georgia Tech

3 • Evan Cole • F • 6-9 • 217 • So.

- Versatile and developing frontcourt player who started Tech's first two games this season ... Missed the East Carolina game with a sprained left ankle suffered at Tennessee
- Played in 24 games, averaging 13.8 minutes in those, as a freshman ... Played sparingly in ACC games before working himself back into Tech's rotation the last nine games
- Started the last seven games of the season, averaging 27.4 minutes, 5.7 points and 5.3 rebounds (16-32 FG, 4-9 on 3s)
- Scored a season-best 10 points with five rebounds and two assists in 21 minutes off the bench against Duke ... First career double-double (10/10) vs. Wake Forest in final regular-season game
- Originally signed a letter-of-intent to attend UNC-Wilmington, but received a release when the Seahawks' coach, Kevin Keatts, left to become the head coach at NC State ... Highly skilled player with good athleticism and shooting ability

CAREER HIGHS

Points: 10, Duke -- 2/11/18 ; Wake Forest -- 3/3/18
Rebounds: 10, Wake Forest -- 3/3/18
Assists: 2, 6 times
Steals: 2, at Wake Forest -- 02/14/18 ; Lamar -- 11/9/18 ; at Wake Forest -- 2/14/18
Blocks: 2, Wake Forest -- 3/3/18
FG made: 4, Wake Forest -- 3/3/18
FG attempts: 8, Wake Forest -- 3/3/18
3FG made: 2, at Clemson -- 2/24/18
3FG attempts: 4, Duke -- 2/11/18
FT made: 3, vs UCLA -- 11/11/17 ; Lamar -- 11/9/18 ; Duke -- 2/11/18
FT attempts: 4, 6 times
Minutes: 36, Wake Forest -- 3/3/18

0 • Michael Devoe • G • 6-4 • 188 • Fr.

- Four-star prep prospect with a high IQ who has averaged 21.7 minutes off the bench in three games ... Missed the majority of preseason practice with an injured right big toe
- Played season-high 27 against East Carolina, notching his first double-digit scoring game (13 points, 2-for-2 on 3s, 4-for-4 overall from the floor) ... Also had four steals in the game
- Consensus four-star prospect listed No. 43 nationally and No. 13 at the point guard position by Rivals; No. 45 overall and No. 9 at his position by 247Sports rankings
- Montverde Academy in Orlando, Fla., which compiled a perfect 36-0 record in 2017-18 and a claim to the Geico National Championship title ... Scored 21 points in the title game

CAREER HIGHS

Points: 13, East Carolina -- 11/16/18
Rebounds: 2, at Tennessee -- 11/13/18
Assists: 2, Lamar -- 11/9/18
Steals: 4, East Carolina -- 11/16/18
Blocks: 1, Lamar -- 11/9/18
FG made: 4, East Carolina -- 11/16/18
FG attempts: 6, at Tennessee -- 11/13/18
3FG made: 2, East Carolina -- 11/16/18 ; Lamar -- 11/9/18
3FG attempts: 4, Lamar -- 11/9/18
FT made: 3, East Carolina -- 11/16/18
FT attempts: 4, East Carolina -- 11/16/18
Minutes: 27, East Carolina -- 11/16/19

34 • Abdoulaye Gueye • F • 6-9 • 217 • r-Sr.

- Named is pronounced "ab-doo-LIE - GAY"
- Wiry "stretch-4" forward with long arms who plays on the interior but is quick and athletic enough to defend the wing ... Has a 7-foot, 1-inch wingspan and a 9-foot, 1-inch reach
- Started all three games at the "5" position, where he backed up Ben Lammers last season, but also started 23 games at the "4"
- Has played consistently well so far, averaging 6.0 points and 5.0 rebounds while hitting 8-of-18 shots from the floor
- Averaged 6.5 points (50 pct. FG) and 4.5 rebounds in ACC play last season, averaging 22.3 minutes (career-high 39 at Louisville)
- Disruptive on the defensive end (33 blocked shots, 20 steals last season), became a dependable scorer in the post and a good passer on the offensive end (33 assists)
- Tech's third-leading rebounder (4.4 per game) overall

CAREER HIGHS

Points: 16, at Pittsburgh -- 1/13/18
Rebounds: 9, Yale -- 1/6/18 ; Ohio -- 11/18/16 ; at Louisville -- 2/8/18
Assists: 5, UTRGV -- 11/22/17
Steals: 3, Yale -- 1/6/18 ; East Carolina -- 11/16/18
Blocks: 5, Syracuse -- 1/31/18 ; Lamar -- 11/9/18
FG made: 7, at Pittsburgh -- 1/13/18 ; Clemson -- 1/28/18
FG attempts: 14, Clemson -- 1/28/18
3FG made: 2, UTRGV -- 11/22/17
3FG attempts: 3, UTRGV -- 11/22/17
FT made: 6, at Florida State -- 01/24/18 ; at Florida State -- 1/24/18 ; Bethune-Cookman -- 11/19/17
FT attempts: 8, Bethune-Cookman -- 11/19/17 ; UTRGV -- 11/22/17
Minutes: 39, at Louisville -- 2/8/18

BIO UPDATES

13 • Curtis Haywood II • F • 6-5 • 202 • So.

- Long-armed and athletic wing who played 15 games and started seven before missing the last 11 of the season with a stress reaction in his right leg ... Also missed six games in late December
- Excellent shooting ability, basketball IQ, and defensive skills ... Has a 6-foot, 11-inch wingspan
- Averaged 5.3 points and 3.9 rebounds in 15 games last season, hitting 37 percent of his shots from three-point range
- Picked things up quickly early in the season, averaging 34.0 minutes over six games before his first absence while reaching double figures in four (10.2 ppg, 18-of-34 FG, 12-of-22 on 3s)
- Had 35 assists against just 17 turnovers

CAREER HIGHS

Points: 18, East Carolina -- 11/16/18
Rebounds: 8, Tennessee -- 12/3/17
Assists: 6, UTRGV -- 11/22/17 ; Tennessee -- 12/3/17
Steals: 4, UTRGV -- 11/22/17
Blocks: 1, 8 times
FG made: 5, East Carolina -- 11/16/18 ; North Texas -- 11/24/17
FG attempts: 9, East Carolina -- 11/16/18 ; North Texas -- 11/24/17 ; Lamar -- 11/9/18
3FG made: 5, North Texas -- 11/24/17
3FG attempts: 7, North Texas -- 11/24/17 ; Lamar -- 11/9/18
FT made: 6, Tennessee -- 12/3/17
FT attempts: 7, Tennessee -- 12/3/17
Minutes: 37, UTRGV -- 11/22/17

12 • Khalid Moore • F • 6-6 • 200 • Fr.

- Athletic and long (7-foot, 0.5-inch wingspan) forward with good shooting ability and basketball IQ
- Played in all three games, averaging 8.7 minutes (10 at Tennessee)
- Scored four points each at Tennessee and against East Carolina
- Gives Tech two New York natives on the roster ... Came from the same high school (Archbishop Molloy) as Yellow Jackets' legendary point guard Kenny Anderson, and played on the same AAU team as teammate Jose Alvarado
- Rated a three-star prospect by most services, though he was a 4-star by ESPN
- Helped Archbishop Molloy to diocese championships as a sophomore and junior

CAREER HIGHS

Points: 4, at Tennessee -- 11/13/18 ; East Carolina -- 11/16/18
Rebounds: 1, at Tennessee -- 11/13/18 ; East Carolina -- 11/16/18 ; Lamar -- 11/9/18
Assists: 1, at Tennessee -- 11/13/18 ; East Carolina -- 11/16/18 ; Lamar -- 11/9/18
FG made: 1, at Tennessee -- 11/13/18 ; East Carolina -- 11/16/18
FG attempts: 5, at Tennessee -- 11/13/18
3FG attempts: 1, at Tennessee -- 11/13/18
FT made: 2, at Tennessee -- 11/13/18 ; East Carolina -- 11/16/18
FT attempts: 4, East Carolina -- 11/16/18
Minutes: 10, at Tennessee -- 11/13/18

24 • Sylvester Ogbonda • C • 6-10 • 237 • r-Jr.

- Last name pronounced "oh-BOND-uh"
- Remains a backup at the center position, but has averaged 12.7 minutes, 3.7 points and 4.7 rebounds in three games
- Played 23 minutes against Lamar, two more than he logged all of last season, and set career highs of seven points and nine rebounds
- Played in just nine games, six in the ACC, last season, but saw 10 minutes against Virginia Tech and scored seven points with four rebounds, all season highs
- Sat out the 2015-16 season as a redshirt ... Long and mobile with excellent athletic ability ... Runs the floor well and is agile around the rim ... Good shot blocker who also blocks out well as a rebounder
- Originally from Nigeria, attended the National Christian Academy in Fort Washington, Md.

CAREER HIGHS

Points: 8, Tusculum -- 2/7/17
Rebounds: 9, Lamar -- 11/9/18
Assists: 4, Lamar -- 11/9/18
Steals: 1, 4 times
Blocks: 3, North Carolina A&T -- 12/28/16
FG made: 4, Tusculum -- 2/7/17
FG attempts: 7, Tusculum -- 2/7/17
FT made: 3, Lamar -- 11/9/18 ; at Wake Forest -- 2/4/17
FT attempts: 5, Lamar -- 11/9/18
Minutes: 21, Lamar -- 11/9/18

2 • Shembari Phillips • G • 6-3 • 202 • r-Jr.

- Sat out last season after transferring from Tennessee, has two years of eligibility with Tech
- Started all three games so far, averaging 21 minutes, 5.7 points and 3.1 assists per game
- Scored 10 points against Lamar with four assists
- Has hit 7-of-15 shots from the floor (.467) and 2-of-7 from three-point range
- Part-time starter at Tennessee (24 starts, 64 games) over two years with the Volunteers who shot 37.1 percent from three-point range and 77 percent from the free throw line ... Proved himself to be a capable scorer and established a reputation as a good defender

CAREER HIGHS

Points: 23, at Vanderbilt, 3/1/16
Rebounds: 7 (4 times), last at LSU, 3/1/17
Assists: 7, vs. Georgia Tech, 12/3/16
Steals: 3, Lamar -- 11/9/18*
Blocks: 1 (9 times), last vs. Alabama, 3/4/17
Field Goals: 8, at Vanderbilt, 3/1/16
FG attempts: 17, at Vanderbilt, 3/1/16
3FG made: 4, at Vanderbilt, 3/1/16
3FG attempts: 7, at South Carolina, 2/24/16
FT made: 9, vs. Texas A&M, 1/9/16
FT attempts: 10 vs. Texas A&M, 1/9/16
Minutes: 38, vs. LSU, 2/20/16
*with Georgia Tech

35 • Kristian Sjolund • F • 6-7 • 200 • Fr.

- Successful and versatile high school performer with international experience
- Has the ability to stretch the floor with his jump shot, has impressive shot mechanics, a smooth shooting motion and deep range on his shot ... Runs the floor well, has good athleticism, hands and footwork ... Has a 6-foot, 10.25-inch wingspan
- Played in all three games, with his most extensive court time coming against East Carolina (11 minutes, two points, three rebounds)
- Played with Norway in the 2015 FIBA U16 European Championships, averaging 18.7 points and 5.9 rebounds a game; then in 2017, he played in the U18 Nordic Championship and scored 7.2 points a game

CAREER HIGHS

Points: 2, East Carolina -- 11/16/18
Rebounds: 3, East Carolina -- 11/16/18
Assists: 1, Lamar -- 11/9/18
FG attempts: 2, East Carolina -- 11/16/18
3FG attempts: 2, East Carolina -- 11/16/18
FT made: 2, East Carolina -- 11/16/18
FT attempts: 2, East Carolina -- 11/16/18
Minutes: 11, East Carolina -- 11/16/18

BIO UPDATES

5 • Moses Wright • F • 6-9 • 217 • So.

- Raw, but athletic frontcourt player who has played basketball competitively only since age 14 before signing with Tech last spring ... With development, has the ability to impact the game at both ends with his shooting, rebounding and shot-blocking ability
- Averaged 18.7 minutes over three games this season, 7.0 points and 4.3 rebounds, 44.4 percent from the floor
- Started against East Carolina in place of the injured Evan Cole, had six points and six rebounds
- Averaged 23.1 minutes over Tech's final eight games (five starts) as a freshman, including a season-high of 35 at Virginia ... Averaged 4.3 points and 4.9 rebounds ... Had played very little in Tech's first 11 ACC games
- Had played a total of 19 minutes in five games over a 12-game span for Tech before Tech's Feb. 11 game against Duke, in which he had nine points and seven rebounds in 20 minutes
- Grew four inches and added 40 pounds after his sophomore year in high school... has a 6-foot, 11.25-inch wingspan
- First North Carolina native to sign with Tech since Anthony Morrow (Charlotte), who played at Tech from 2004-08 and is an eight-year NBA veteran

CAREER HIGHS

Points: 19, Florida A&M -- 12/17/17
Rebounds: 8, Bethune-Cookman -- 11/19/17 ; Virginia Tech -- 2/17/18
Assists: 3, Bethune-Cookman -- 11/19/17
Steals: 3, at Tennessee -- 11/13/18 ; Florida A&M -- 12/17/17
Blocks: 3, North Texas -- 11/24/17
FG made: 8, Florida A&M -- 12/17/17
FG attempts: 10, at Clemson -- 2/24/18
3FG made: 1, 4 times
3FG attempts: 4, Virginia Tech -- 2/17/18
FT made: 4, at Clemson -- 2/24/18
FT attempts: 7, Florida A&M -- 12/17/17
Minutes: 35, at Virginia -- 2/21/18

11 • Evan Jester • F • 6-6 • 180 • Fr.

- All-state wing forward from suburban Atlanta and one of the top prep programs in the state of Georgia who joined the Yellow Jackets' program as a non-scholarship player for the fall 2017 term
- Played four seasons of basketball at Sandy Creek High School, helping lead the Patriots to a 23-8 record and a berth in the semifinals of the Georgia state AAAA playoffs
- Named to the Georgia Athletic Coaches Association AAAA all-state team and all-region player of the year, also to the all-state team named by Hoopseen

45 • Shaheed Medlock • G • 6-5 • 196 • Jr.

- Non-(athletic)-scholarship player who enrolled at Tech and joined the basketball program in the summer of 2016 ... Was not on the team in 2017-18, but returned this fall ...
- Attending Tech on a Bill Gates Millennium Scholarship
- Earned a reputation as an outstanding defensive player in high school

55 • Malachi Rice • G • 6-0 • 180 • Fr.

- Left-handed point guard who played four years, lettering in three, on the varsity team at Brebeuf Jesuit Preparatory School ... Led Brebeuf to Circle City Conference championships twice
- Older brother Solomon is a distance runner on the track team at Columbia University .. Twin brother Isaiah is a freshman walk-on basketball player at Vanderbilt ... His uncle, Kenneth Rice, played basketball at Alabama from 1988-91

32 • Avi Schafer • C • 6-8 • 231 • Fr.

- Native of Osaka, Japan, he attended Brewster Academy in Wolfeboro, N.H., his senior year, where he was a basketball teammate of freshman wing Curtis Haywood II and helped the Bobcats go 33-0 as well as win the national prep school championship and the NEPSAC class AAA title ... Prior to that, attended St. Mary's International School in Tokyo, where he played basketball and soccer
- Played for Japan in the 2016 FIBA Asia U18 Championship, the FIBA U19 World Cup and the 2018 Asian Games ... Averaged 4.9 points and 4.5 rebounds for Japan in the 2016 FIBA Asia U18 Championship
- Has played basketball only since age 16

MISCELLANEOUS

Starting Lineups

Game		F	F	G	G	G
N9	LAMAR	Gueye	Cole	Phillips	Haywood II	Alvarado
N13	at Tennessee	Gueye	Cole	Phillips	Haywood II	Alvarado
N16	EAST CAROLINA	Gueye	Wright	Phillips	Haywood II	Alvarado
N21	UT RIO GRANDE VALLEY					
N23	PRAIRIE VIEW A&M					
N28	at Northwestern					
D1	vs. St. John's					
D9	FLORIDA A&M					
D17	GARDNER-WEBB					
D19	at Arkansas					
D22	GEORGIA					
D28	KENNESAW STATE					
J2	USC UPSTATE					
J5	WAKE FOREST					
J9	VIRGINIA TECH					
J12	at Syracuse					
J16	at Clemson					
J19	LOUISVILLE					
J22	NOTRE DAME					
J26	at Duke					
J29	NORTH CAROLINA					
F2	at Florida State					
F6	CLEMSON					
F10	at Notre Dame					
F13	at Virginia Tech					
F16	FLORIDA STATE					
F20	PITTSBURGH					
F23	at Miami					
F27	at Virginia					
M3	BOSTON COLLEGE					
M6	at NC State					

Specialty Stats (GT/Opp)

Game		Paint	Off TO	2ndCh	FBreak	Bench
N9	LAMAR	38/30	22/18	9/7	16/21	41/27
N13	at Tennessee	20/22	12/6	11/10	0/4	34/4
N16	EAST CAROLINA	24/28	16/18	8/8	19/18	35/24
N21	UT RIO GRANDE VALLEY					
N23	PRAIRIE VIEW A&M					
N28	at Northwestern					
D1	vs. St. John's					
D9	FLORIDA A&M					
D17	GARDNER-WEBB					
D19	at Arkansas					
D22	GEORGIA					
D28	KENNESAW STATE					
J2	USC UPSTATE					
J5	WAKE FOREST					
J9	VIRGINIA TECH					
J12	at Syracuse					
J16	at Clemson					
J19	LOUISVILLE					
J22	NOTRE DAME					
J26	at Duke					
J29	NORTH CAROLINA					
F2	at Florida State					
F6	CLEMSON					
F10	at Notre Dame					
F13	at Virginia Tech					
F16	FLORIDA STATE					
F20	PITTSBURGH					
F23	at Miami					
F27	at Virginia					
M3	BOSTON COLLEGE					
M6	at NC State					

Miscellaneous

	Opponent	Uniform Color	Tip	Large Lead	Large Deficit	Lead Ties	Changes	GT Led	Opp Led	Game Tied	1st GT Sub	On the Floor at the End
N9	LAMAR	White	LU	28	--	--	--	37:37	--	2:23	Alston for Haywood, 14:28	Alston, Alvarado, Devoe, Haywood II, Wright
N13	at Tennessee	Navy	UT	2	15	1	1	0:56	37:20	1:44	Alston, Devoe, Ogbonda, Wright – 15:58-1st half	Alston, Devoe, Moore, Ogbonda, Sjolund
N16	EAST CAROLINA	White	ECU	32	5	2	5	29:31	9:03	1:26	Alston, Banks, Devoe – 15:04-1st half	Jester, Medlock, Ogbonda, Rice, Schafer
N21	UTRGV											
N23	PRAIRIE VIEW A&M											
N28	at Northwestern											
D1	vs. St. John's											
D9	FLORIDA A&M											
D17	GARDNER-WEBB											
D19	at Arkansas											
D22	GEORGIA											
D28	KENNESAW STATE											
J2	USC UPSTATE											
J5	WAKE FOREST											
J9	VIRGINIA TECH											
J12	at Syracuse											
J16	at Clemson											
J19	LOUISVILLE											
J22	NOTRE DAME											
J26	at Duke											
J29	NORTH CAROLINA											
F2	at Florida State											
F6	CLEMSON											
F10	at Notre Dame											
F13	at Virginia Tech											
F16	FLORIDA STATE											
F20	PITTSBURGH											
F23	at Miami											
F27	at Virginia											
M3	BOSTON COLLEGE											
M6	at NC State											

2018-19 Georgia Tech Basketball
Georgia Tech Combined Team Statistics (as of Nov 17, 2018)
All games

Overall record: 2-1 Conf: 0-0 Home: 2-0 Away: 0-1 Neutral: 0-0

##	Player	gp-gs	min	avg	Total		3-Point		F-Throw		Rebounds				pf	dq	a	to	blk	stl	pts	avg
					fg-fga	fg%	3fg-fga	3fg%	ft-fa	ft%	off	def	tot	avg								
04	Alston, Brandon	3-0	64	21.3	13-24	.542	5-7	.714	11-14	.786	2	5	7	2.3	2	0	4	4	0	2	42	14.0
13	Haywood II, Curtis	3-3	61	20.3	10-23	.435	6-16	.375	7-8	.875	0	6	6	2.0	2	0	4	2	0	3	33	11.0
10	Alvarado, Jose	3-3	91	30.3	13-30	.433	5-16	.313	0-0	.000	2	6	8	2.7	9	1	12	7	1	5	31	10.3
00	Devoe, Michael	3-0	65	21.7	7-15	.467	4-8	.500	4-6	.667	0	4	4	1.3	7	0	2	10	1	5	22	7.3
05	Wright, Moses	3-1	56	18.7	8-18	.444	2-5	.400	3-6	.500	4	9	13	4.3	4	0	2	5	2	3	21	7.0
34	Gueye, Abdoulaye	3-3	51	17.0	8-18	.444	0-1	.000	2-4	.500	3	12	15	5.0	10	1	2	3	6	4	18	6.0
02	Phillips, Shembari	3-3	63	21.0	7-15	.467	2-7	.286	1-2	.500	0	5	5	1.7	6	0	7	4	0	4	17	5.7
01	Banks III, James	2-0	32	16.0	2-7	.286	0-0	.000	6-8	.750	3	10	13	6.5	9	1	1	1	4	0	10	5.0
24	Ogbona, Sylvester	3-0	38	12.7	3-9	.333	0-0	.000	5-7	.714	6	8	14	4.7	9	1	4	5	1	1	11	3.7
12	Moore, Khalid	3-0	26	8.7	2-6	.333	0-1	.000	4-6	.667	0	3	3	1.0	3	0	3	2	0	0	8	2.7
03	Cole, Evan	2-2	28	14.0	1-6	.167	0-2	.000	3-4	.750	0	5	5	2.5	3	0	1	1	0	2	5	2.5
35	Sjolund, Kristian	3-0	16	5.3	0-3	.000	0-3	.000	2-2	1.000	0	3	3	1.0	5	0	1	1	0	0	2	0.7
45	Medlock, Shaheed	1-0	1	1.0	0-0	.000	0-0	.000	0-0	.000	0	0	0	0.0	0	0	0	0	0	0	0	0.0
32	Schafar, Avi	1-0	3	3.0	0-0	.000	0-0	.000	0-0	.000	0	0	0	0.0	1	0	0	0	0	0	0	0.0
55	Rice, Malachi	1-0	1	1.0	0-0	.000	0-0	.000	0-0	.000	0	0	0	0.0	1	0	0	0	0	0	0	0.0
11	Jester, Evan	1-0	2	2.0	0-0	.000	0-0	.000	0-0	.000	0	0	0	0.0	0	0	0	1	0	0	0	0.0
Team											8	5	13				1					
Total.....		3	598		74-174	.425	24-66	.364	48-67	.716	28	81	109	36.3	71	4	43	47	15	29	220	73.3
Opponents.....		3	599		63-167	.377	11-45	.244	52-90	.578	40	79	119	39.7	61	1	32	53	8	25	189	63.0

TEAM STATISTICS	GT	OPP	Date	Opponent	Score	Att.
SCORING	220	189	11/9/18	LAMAR	w 88-69	4691
Points per game	73.3	63.0	11/13/18	at Tennessee	L 53-66	16219
Scoring margin	+10.3	-	11/16/18	EAST CAROLINA	w 79-54	4922
FIELD GOALS-ATT	74-174	63-167	* - ACC game			
Field goal pct	.425	.377				
3 POINT FG-ATT	24-66	11-45				
3-point FG pct	.364	.244				
3-pt FG made per game	8.0	3.7				
FREE THROWS-ATT	48-67	52-90				
Free throw pct	.716	.578				
F-Throws made per game	16.0	17.3				
REBOUNDS	109	119				
Rebounds per game	36.3	39.7				
Rebounding margin	-3.3	-				
ASSISTS	43	32				
Assists per game	14.3	10.7				
TURNOVERS	47	53				
Turnovers per game	15.7	17.7				
Turnover margin	+2.0	-				
Assist/turnover ratio	0.9	0.6				
STEALS	29	25				
Steals per game	9.7	8.3				
BLOCKS	15	8				
Blocks per game	5.0	2.7				
ATTENDANCE	9613	16219				
Home games-Avg/Game	2-4806	1-16219				
Neutral site-Avg/Game	-	0-0				

Score by Periods	1st	2nd	Totals
Georgia Tech	109	111	220
Opponents	79	110	189

2018-19 Georgia Tech Basketball
Georgia Tech Points-Rebounds-Assists (as of Nov 17, 2018)
All games

Opponent	Date	Score		00 DEVOE,MICH	01 BANKS III,	02 PHILLIPS,S	03 COLE,EVAN	04 ALSTON,BRA	05 WRIGHT,MOS	10 ALVARADO,J
LAMAR	11/9/18	88-69	w	9-1-2	DNP	10-4-4	5-2-1	17-0-2	8-4-1	14-3-5
at Tennessee	11/13/18	53-66	L	0-2-0	5-7-0	2-1-1	0-3-0	16-4-1	7-3-1	8-1-1
EAST CAROLINA	11/16/18	79-54	w	13-1-0	5-6-1	5-0-2	DNP	9-3-1	6-6-0	9-4-6

Opponent	Date	Score		11 JESTER,EVA	12 MOORE,KHAL	13 HAYWOOD II	24 OGBONDA,SY	32 SCHAFAR,AV	34 GUEYE,ABDO	35 SJOLUND,KR
LAMAR	11/9/18	88-69	w	DNP	0-1-1	13-0-4	7-9-4	DNP	5-7-1	0-0-1
at Tennessee	11/13/18	53-66	L	DNP	4-1-1	2-3-0	2-2-0	DNP	7-4-0	0-0-0
EAST CAROLINA	11/16/18	79-54	w	0-0-0	4-1-1	18-3-0	2-3-0	0-0-0	6-4-1	2-3-0

Opponent	Date	Score		45 MEDLOCK,SH	55 RICE,MALAC
LAMAR	11/9/18	88-69	w	DNP	DNP
at Tennessee	11/13/18	53-66	L	DNP	DNP
EAST CAROLINA	11/16/18	79-54	w	0-0-0	0-0-0

2018-19 Georgia Tech Basketball
Georgia Tech Team Game-by-Game Comparison (as of Nov 17, 2018)
All games

Opponent	1st	2nd	Score	Mar	Total FG	FG Pct	3-Pointers	3FG Pct	Free Throws	FT Pct	Rebounds	Assist	T/Over	Block	Steal	Fouls
LAMAR	44/22	44/47	88-69	+19	32-63/23-60	.508/.383	12-30/5-16	.400/.313	12-21/18-33	.571/.545	35/38 (3)	26/13	15/19	8/0	10/11	24/20
Tennessee	25/33	28/33	53-66	(13)	16-58/19-48	.276/.396	3-19/4-12	.158/.333	18-21/24-38	.857/.632	37/44 (7)	5/12	14/13	2/4	6/6	30/19
EAST CAROLINA	40/24	39/30	79-54	+25	26-53/21-59	.491/.356	9-17/2-17	.529/.118	18-25/10-19	.720/.526	37/37 -	12/7	18/21	5/4	13/8	17/22

Note: Game totals are displayed in the format TEAM/OPPONENT for each category

2018-19 Georgia Tech Basketball
Georgia Tech Individual Game-by-Game (as of Nov 17, 2018)
All games

#00 Devoe, Michael

Opponent	Date	gs	min	Total		3-Pointers		Free throws		Rebounds				pf	a	t/o	blk	stl	pts	avg
				fg-fga	pct	3fg-fga	pct	ft-fa	pct	off	def	tot	avg							
LAMAR	11/9/18		17	3-5	.600	2-4	.500	1-2	.500	0	1	1	1.0	3	2	2	1	1	9	9.0
at Tennessee	11/13/18		21	0-6	.000	0-2	.000	0-0	.000	0	2	2	1.5	1	0	6	0	0	0	4.5
EAST CAROLINA	11/16/18		27	4-4	1.000	2-2	1.000	3-4	.750	0	1	1	1.3	3	0	2	0	4	13	7.3
Totals		0	65	7-15	.467	4-8	.500	4-6	.667	0	4	4	1.3	7	2	10	1	5	22	7.3

Games played: 3
Minutes/game: 21.7
Points/game: 7.3
FG Pct: 46.7
3FG Pct: 50.0
FT Pct: 66.7

Rebounds/game: 1.3
Assists/game: 0.7
Turnovers/game: 3.3
Assist/turnover ratio: 0.2
Steals/game: 1.7
Blocks/game: 0.3

#01 Banks III, James

Opponent	Date	gs	min	Total		3-Pointers		Free throws		Rebounds				pf	a	t/o	blk	stl	pts	avg
				fg-fga	pct	3fg-fga	pct	ft-fa	pct	off	def	tot	avg							
at Tennessee	11/13/18		16	1-2	.500	0-0	.000	3-4	.750	2	5	7	7.0	5	0	1	1	0	5	5.0
EAST CAROLINA	11/16/18		16	1-5	.200	0-0	.000	3-4	.750	1	5	6	6.5	4	1	0	3	0	5	5.0
Totals		0	32	2-7	.286	0-0	.000	6-8	.750	3	10	13	6.5	9	1	1	4	0	10	5.0

Games played: 2
Minutes/game: 16.0
Points/game: 5.0
FG Pct: 28.6
FT Pct: 75.0

Rebounds/game: 6.5
Assists/game: 0.5
Turnovers/game: 0.5
Assist/turnover ratio: 1.0
Blocks/game: 2.0

#02 Phillips, Shembari

Opponent	Date	gs	min	Total		3-Pointers		Free throws		Rebounds				pf	a	t/o	blk	stl	pts	avg
				fg-fga	pct	3fg-fga	pct	ft-fa	pct	off	def	tot	avg							
LAMAR	11/9/18	*	25	4-7	.571	1-3	.333	1-1	1.000	0	4	4	4.0	2	4	3	0	3	10	10.0
at Tennessee	11/13/18	*	22	1-4	.250	0-2	.000	0-1	.000	0	1	1	2.5	3	1	0	0	0	2	6.0
EAST CAROLINA	11/16/18	*	16	2-4	.500	1-2	.500	0-0	.000	0	0	0	1.7	1	2	1	0	1	5	5.7
Totals		3	63	7-15	.467	2-7	.286	1-2	.500	0	5	5	1.7	6	7	4	0	4	17	5.7

Games played: 3
Minutes/game: 21.0
Points/game: 5.7
FG Pct: 46.7
3FG Pct: 28.6
FT Pct: 50.0

Rebounds/game: 1.7
Assists/game: 2.3
Turnovers/game: 1.3
Assist/turnover ratio: 1.8
Steals/game: 1.3

#03 Cole, Evan

Opponent	Date	gs	min	Total		3-Pointers		Free throws		Rebounds				pf	a	t/o	blk	stl	pts	avg
				fg-fga	pct	3fg-fga	pct	ft-fa	pct	off	def	tot	avg							
LAMAR	11/9/18	*	16	1-4	.250	0-1	.000	3-4	.750	0	2	2	2.0	1	1	1	0	2	5	5.0
at Tennessee	11/13/18	*	12	0-2	.000	0-1	.000	0-0	.000	0	3	3	2.5	2	0	0	0	0	0	2.5
Totals		2	28	1-6	.167	0-2	.000	3-4	.750	0	5	5	2.5	3	1	1	0	2	5	2.5

Games played: 2
Minutes/game: 14.0
Points/game: 2.5
FG Pct: 16.7
3FG Pct: 0.0
FT Pct: 75.0

Rebounds/game: 2.5
Assists/game: 0.5
Turnovers/game: 0.5
Assist/turnover ratio: 1.0
Steals/game: 1.0

2018-19 Georgia Tech Basketball
Georgia Tech Individual Game-by-Game (as of Nov 17, 2018)
All games

#04 Alston, Brandon

Opponent	Date	gs	min	Total		3-Pointers		Free throws		Rebounds				pf	a	t/o	blk	stl	pts	avg
				fg-fga	pct	3fg-fga	pct	ft-fta	pct	off	def	tot	avg							
LAMAR	11/9/18		19	6-10	.600	4-5	.800	1-4	.250	0	0	0	0.0	0	2	1	0	0	17	17.0
at Tennessee	11/13/18		24	4-8	.500	0-1	.000	8-8	1.000	1	3	4	2.0	2	1	1	0	2	16	16.5
EAST CAROLINA	11/16/18		21	3-6	.500	1-1	1.000	2-2	1.000	1	2	3	2.3	0	1	2	0	0	9	14.0
Totals		0	64	13-24	.542	5-7	.714	11-14	.786	2	5	7	2.3	2	4	4	0	2	42	14.0

Games played: 3
Minutes/game: 21.3
Points/game: 14.0
FG Pct: 54.2
3FG Pct: 71.4
FT Pct: 78.6

Rebounds/game: 2.3
Assists/game: 1.3
Turnovers/game: 1.3
Assist/turnover ratio: 1.0
Steals/game: 0.7

#05 Wright, Moses

Opponent	Date	gs	min	Total		3-Pointers		Free throws		Rebounds				pf	a	t/o	blk	stl	pts	avg
				fg-fga	pct	3fg-fga	pct	ft-fta	pct	off	def	tot	avg							
LAMAR	11/9/18		17	4-6	.667	0-2	.000	0-1	.000	0	4	4	4.0	1	1	1	1	0	8	8.0
at Tennessee	11/13/18		23	2-6	.333	1-2	.500	2-2	1.000	2	1	3	3.5	2	1	2	0	3	7	7.5
EAST CAROLINA	11/16/18	*	16	2-6	.333	1-1	1.000	1-3	.333	2	4	6	4.3	1	0	2	1	0	6	7.0
Totals		1	56	8-18	.444	2-5	.400	3-6	.500	4	9	13	4.3	4	2	5	2	3	21	7.0

Games played: 3
Minutes/game: 18.7
Points/game: 7.0
FG Pct: 44.4
3FG Pct: 40.0
FT Pct: 50.0

Rebounds/game: 4.3
Assists/game: 0.7
Turnovers/game: 1.7
Assist/turnover ratio: 0.4
Steals/game: 1.0
Blocks/game: 0.7

#10 Alvarado, Jose

Opponent	Date	gs	min	Total		3-Pointers		Free throws		Rebounds				pf	a	t/o	blk	stl	pts	avg
				fg-fga	pct	3fg-fga	pct	ft-fta	pct	off	def	tot	avg							
LAMAR	11/9/18	*	34	6-12	.500	2-7	.286	0-0	.000	1	2	3	3.0	3	5	3	0	2	14	14.0
at Tennessee	11/13/18	*	30	3-11	.273	2-6	.333	0-0	.000	0	1	1	2.0	5	1	1	0	0	8	11.0
EAST CAROLINA	11/16/18	*	27	4-7	.571	1-3	.333	0-0	.000	1	3	4	2.7	1	6	3	1	3	9	10.3
Totals		3	91	13-30	.433	5-16	.313	0-0	.000	2	6	8	2.7	9	12	7	1	5	31	10.3

Games played: 3
Minutes/game: 30.3
Points/game: 10.3
FG Pct: 43.3
3FG Pct: 31.3

Rebounds/game: 2.7
Assists/game: 4.0
Turnovers/game: 2.3
Assist/turnover ratio: 1.7
Steals/game: 1.7
Blocks/game: 0.3

#11 Jester, Evan

Opponent	Date	gs	min	Total		3-Pointers		Free throws		Rebounds				pf	a	t/o	blk	stl	pts	avg
				fg-fga	pct	3fg-fga	pct	ft-fta	pct	off	def	tot	avg							
at Tennessee	11/13/18		dnp	-	-	-	-	-	-	-	-	-	-	-	-	-	-	-	-	-
EAST CAROLINA	11/16/18		2	0-0	.000	0-0	.000	0-0	.000	0	0	0	0.0	0	0	1	0	0	0	0.0
Totals		0	2	0-0	.000	0-0	.000	0-0	.000	0	0	0	0.0	0	0	1	0	0	0	0.0

Games played: 1
Minutes/game: 2.0

Turnovers/game: 1.0

2018-19 Georgia Tech Basketball
Georgia Tech Individual Game-by-Game (as of Nov 17, 2018)
All games

#12 Moore, Khalid

Opponent	Date	gs	min	Total		3-Pointers		Free throws		Rebounds				pf	a	t/o	blk	stl	pts	avg
				fg-fga	pct	3fg-fga	pct	ft-fta	pct	off	def	tot	avg							
LAMAR	11/9/18		7	0-0	.000	0-0	.000	0-0	.000	0	1	1	1.0	1	1	0	0	0	0	0.0
at Tennessee	11/13/18		10	1-5	.200	0-1	.000	2-2	1.000	0	1	1	1.0	1	1	0	0	0	4	2.0
EAST CAROLINA	11/16/18		9	1-1	1.000	0-0	.000	2-4	.500	0	1	1	1.0	1	1	2	0	0	4	2.7
Totals		0	26	2-6	.333	0-1	.000	4-6	.667	0	3	3	1.0	3	3	2	0	0	8	2.7

Games played: 3
Minutes/game: 8.7
Points/game: 2.7
FG Pct: 33.3
3FG Pct: 0.0
FT Pct: 66.7

Rebounds/game: 1.0
Assists/game: 1.0
Turnovers/game: 0.7
Assist/turnover ratio: 1.5

#13 Haywood II, Curtis

Opponent	Date	gs	min	Total		3-Pointers		Free throws		Rebounds				pf	a	t/o	blk	stl	pts	avg
				fg-fga	pct	3fg-fga	pct	ft-fta	pct	off	def	tot	avg							
LAMAR	11/9/18	*	26	4-9	.444	3-7	.429	2-2	1.000	0	0	0	0.0	1	4	0	0	1	13	13.0
at Tennessee	11/13/18	*	15	1-5	.200	0-4	.000	0-0	.000	0	3	3	1.5	1	0	1	0	0	2	7.5
EAST CAROLINA	11/16/18	*	20	5-9	.556	3-5	.600	5-6	.833	0	3	3	2.0	0	0	1	0	2	18	11.0
Totals		3	61	10-23	.435	6-16	.375	7-8	.875	0	6	6	2.0	2	4	2	0	3	33	11.0

Games played: 3
Minutes/game: 20.3
Points/game: 11.0
FG Pct: 43.5
3FG Pct: 37.5
FT Pct: 87.5

Rebounds/game: 2.0
Assists/game: 1.3
Turnovers/game: 0.7
Assist/turnover ratio: 2.0
Steals/game: 1.0

#24 Ogbonda, Sylvester

Opponent	Date	gs	min	Total		3-Pointers		Free throws		Rebounds				pf	a	t/o	blk	stl	pts	avg
				fg-fga	pct	3fg-fga	pct	ft-fta	pct	off	def	tot	avg							
LAMAR	11/9/18		23	2-5	.400	0-0	.000	3-5	.600	5	4	9	9.0	5	4	3	1	1	7	7.0
at Tennessee	11/13/18		8	0-1	.000	0-0	.000	2-2	1.000	1	1	2	5.5	3	0	1	0	0	2	4.5
EAST CAROLINA	11/16/18		7	1-3	.333	0-0	.000	0-0	.000	0	3	3	4.7	1	0	1	0	0	2	3.7
Totals		0	38	3-9	.333	0-0	.000	5-7	.714	6	8	14	4.7	9	4	5	1	1	11	3.7

Games played: 3
Minutes/game: 12.7
Points/game: 3.7
FG Pct: 33.3
FT Pct: 71.4

Rebounds/game: 4.7
Assists/game: 1.3
Turnovers/game: 1.7
Assist/turnover ratio: 0.8
Steals/game: 0.3
Blocks/game: 0.3

#32 Schafar, Avi

Opponent	Date	gs	min	Total		3-Pointers		Free throws		Rebounds				pf	a	t/o	blk	stl	pts	avg
				fg-fga	pct	3fg-fga	pct	ft-fta	pct	off	def	tot	avg							
at Tennessee	11/13/18		dnp	-	-	-	-	-	-	-	-	-	-	-	-	-	-	-	-	-
EAST CAROLINA	11/16/18		3	0-0	.000	0-0	.000	0-0	.000	0	0	0	0.0	1	0	0	0	0	0	0.0
Totals		0	3	0-0	.000	0-0	.000	0-0	.000	0	0	0	0.0	1	0	0	0	0	0	0.0

Games played: 1
Minutes/game: 3.0

2018-19 Georgia Tech Basketball
Georgia Tech Individual Game-by-Game (as of Nov 17, 2018)
All games

#34 Gueye, Abdoulaye

Opponent	Date	gs	min	Total		3-Pointers		Free throws		Rebounds				pf	a	t/o	blk	stl	pts	avg
				fg-fga	pct	3fg-fga	pct	ft-fa	pct	off	def	tot	avg							
LAMAR	11/9/18	*	12	2-4	.500	0-0	.000	1-2	.500	1	6	7	7.0	5	1	1	5	0	5	5.0
at Tennessee	11/13/18	*	18	3-8	.375	0-0	.000	1-2	.500	1	3	4	5.5	2	0	0	1	1	7	6.0
EAST CAROLINA	11/16/18	*	21	3-6	.500	0-1	.000	0-0	.000	1	3	4	5.0	3	1	2	0	3	6	6.0
Totals		3	51	8-18	.444	0-1	.000	2-4	.500	3	12	15	5.0	10	2	3	6	4	18	6.0

Games played: 3
Minutes/game: 17.0
Points/game: 6.0
FG Pct: 44.4
3FG Pct: 0.0
FT Pct: 50.0

Rebounds/game: 5.0
Assists/game: 0.7
Turnovers/game: 1.0
Assist/turnover ratio: 0.7
Steals/game: 1.3
Blocks/game: 2.0

#35 Sjolund, Kristian

Opponent	Date	gs	min	Total		3-Pointers		Free throws		Rebounds				pf	a	t/o	blk	stl	pts	avg
				fg-fga	pct	3fg-fga	pct	ft-fa	pct	off	def	tot	avg							
LAMAR	11/9/18		4	0-1	.000	0-1	.000	0-0	.000	0	0	0	0.0	2	1	0	0	0	0	0.0
at Tennessee	11/13/18		1	0-0	.000	0-0	.000	0-0	.000	0	0	0	0.0	3	0	0	0	0	0	0.0
EAST CAROLINA	11/16/18		11	0-2	.000	0-2	.000	2-2	1.000	0	3	3	1.0	0	0	1	0	0	2	0.7
Totals		0	16	0-3	.000	0-3	.000	2-2	1.000	0	3	3	1.0	5	1	1	0	0	2	0.7

Games played: 3
Minutes/game: 5.3
Points/game: 0.7
FG Pct: 0.0
3FG Pct: 0.0
FT Pct: 100.0

Rebounds/game: 1.0
Assists/game: 0.3
Turnovers/game: 0.3
Assist/turnover ratio: 1.0

#45 Medlock, Shaheed

Opponent	Date	gs	min	Total		3-Pointers		Free throws		Rebounds				pf	a	t/o	blk	stl	pts	avg
				fg-fga	pct	3fg-fga	pct	ft-fa	pct	off	def	tot	avg							
at Tennessee	11/13/18		dnp	-	-	-	-	-	-	-	-	-	-	-	-	-	-	-	-	-
EAST CAROLINA	11/16/18		1	0-0	.000	0-0	.000	0-0	.000	0	0	0	0.0	0	0	0	0	0	0	0.0
Totals		0	1	0-0	.000	0-0	.000	0-0	.000	0	0	0	0.0	0	0	0	0	0	0	0.0

Games played: 1
Minutes/game: 1.0

#55 Rice, Malachi

Opponent	Date	gs	min	Total		3-Pointers		Free throws		Rebounds				pf	a	t/o	blk	stl	pts	avg
				fg-fga	pct	3fg-fga	pct	ft-fa	pct	off	def	tot	avg							
at Tennessee	11/13/18		dnp	-	-	-	-	-	-	-	-	-	-	-	-	-	-	-	-	-
EAST CAROLINA	11/16/18		1	0-0	.000	0-0	.000	0-0	.000	0	0	0	0.0	1	0	0	0	0	0	0.0
Totals		0	1	0-0	.000	0-0	.000	0-0	.000	0	0	0	0.0	1	0	0	0	0	0	0.0

Games played: 1
Minutes/game: 1.0

Individual Career History

Alston, Brandon

			Total		3-Point		F-Throws		Rebounds											Scoring	
Season	gp-gs	min/avg	fg-fga	pct	fg-fga	pct	ft-fta	pct	off	def	tot	avg	pf	fo	ast	to	blk	stl	pts	avg	
2017-18	32-19	758/23.7	56-150	.373	21-59	.356	41-58	.707	18	39	57	1.8	48	1	50	36	1	11	174	5.4	
2018-19	3-0	64/21.3	13-24	.542	5-7	.714	11-14	.786	2	5	7	2.3	2	0	4	4	0	2	42	14.0	
TOTAL	35-19	822/23.5	69-174	.397	26-66	.394	52-72	.722	20	44	64	1.8	50	1	54	40	1	13	216	6.2	

Alvarado, Jose

			Total		3-Point		F-Throws		Rebounds											Scoring	
Season	gp-gs	min/avg	fg-fga	pct	fg-fga	pct	ft-fta	pct	off	def	tot	avg	pf	fo	ast	to	blk	stl	pts	avg	
2017-18	25-25	874/35.0	99-221	.448	40-108	.370	65-81	.802	15	78	93	3.7	60	1	77	59	2	43	303	12.1	
2018-19	3-3	91/30.3	13-30	.433	5-16	.313	0-0	.000	2	6	8	2.7	9	1	12	7	1	5	31	10.3	
TOTAL	28-28	965/34.5	112-251	.446	45-124	.363	65-81	.802	17	84	101	3.6	69	2	89	66	3	48	334	11.9	

Cole, Evan

			Total		3-Point		F-Throws		Rebounds											Scoring	
Season	gp-gs	min/avg	fg-fga	pct	fg-fga	pct	ft-fta	pct	off	def	tot	avg	pf	fo	ast	to	blk	stl	pts	avg	
2017-18	24-7	332/13.8	29-63	.460	6-22	.273	13-26	.500	18	44	62	2.6	44	3	11	15	8	7	77	3.2	
2018-19	2-2	28/14.0	1-6	.167	0-2	.000	3-4	.750	0	5	5	2.5	3	0	1	1	0	2	5	2.5	
TOTAL	26-9	360/13.8	30-69	.435	6-24	.250	16-30	.533	18	49	67	2.6	47	3	12	16	8	9	82	3.2	

Gueye, Abdoulaye

			Total		3-Point		F-Throws		Rebounds											Scoring	
Season	gp-gs	min/avg	fg-fga	pct	fg-fga	pct	ft-fta	pct	off	def	tot	avg	pf	fo	ast	to	blk	stl	pts	avg	
2014-15	8-0	34/4.3	2-5	.400	0-1	.000	0-2	.000	2	4	6	0.8	3	0	0	5	2	3	4	0.5	
2016-17	20-3	202/10.1	11-28	.393	0-3	.000	1-6	.167	18	31	49	2.5	33	0	9	24	12	3	23	1.2	
2017-18	31-23	672/21.7	71-152	.467	2-11	.182	38-63	.603	54	83	137	4.4	88	4	33	44	33	20	182	5.9	
2018-19	3-3	51/17.0	8-18	.444	0-1	.000	2-4	.500	3	12	15	5.0	10	1	2	3	6	4	18	6.0	
TOTAL	62-29	959/15.5	92-203	.453	2-16	.125	41-75	.547	77	130	207	3.3	134	5	44	76	53	30	227	3.7	

Haywood II, Curtis

			Total		3-Point		F-Throws		Rebounds											Scoring	
Season	gp-gs	min/avg	fg-fga	pct	fg-fga	pct	ft-fta	pct	off	def	tot	avg	pf	fo	ast	to	blk	stl	pts	avg	
2017-18	15-7	364/24.3	24-62	.387	17-46	.370	15-18	.833	8	35	43	2.9	32	0	35	17	5	13	80	5.3	
2018-19	3-3	61/20.3	10-23	.435	6-16	.375	7-8	.875	0	6	6	2.0	2	0	4	2	0	3	33	11.0	
TOTAL	18-10	425/23.6	34-85	.400	23-62	.371	22-26	.846	8	41	49	2.7	34	0	39	19	5	16	113	6.3	

Ogbonda, Sylvester

			Total		3-Point		F-Throws		Rebounds											Scoring	
Season	gp-gs	min/avg	fg-fga	pct	fg-fga	pct	ft-fta	pct	off	def	tot	avg	pf	fo	ast	to	blk	stl	pts	avg	
2016-17	23-0	120/5.2	13-27	.481	0-0	.000	10-16	.625	7	17	24	1.0	28	1	4	9	6	3	36	1.6	
2017-18	9-0	21/2.3	3-5	.600	0-0	.000	1-3	.333	3	4	7	0.8	5	0	0	5	3	0	7	0.8	
2018-19	3-0	38/12.7	3-9	.333	0-0	.000	5-7	.714	6	8	14	4.7	9	1	4	5	1	1	11	3.7	
TOTAL	35-0	179/5.1	19-41	.463	0-0	.000	16-26	.615	16	29	45	1.3	42	2	8	19	10	4	54	1.5	

Wright, Moses

			Total		3-Point		F-Throws		Rebounds											Scoring	
Season	gp-gs	min/avg	fg-fga	pct	fg-fga	pct	ft-fta	pct	off	def	tot	avg	pf	fo	ast	to	blk	stl	pts	avg	
2017-18	25-10	414/16.6	35-114	.307	2-31	.065	19-35	.543	25	60	85	3.4	42	2	17	29	13	16	91	3.6	
2018-19	3-1	56/18.7	8-18	.444	2-5	.400	3-6	.500	4	9	13	4.3	4	0	2	5	2	3	21	7.0	
TOTAL	28-11	470/16.8	43-132	.326	4-36	.111	22-41	.537	29	69	98	3.5	46	2	19	34	15	19	112	4.0	

Official Basketball Box Score -- Game Totals -- Final Statistics
Lamar vs Georgia Tech
11/9/18 7:30 pm at McCamish Pavilion, Atlanta, Ga.

Lamar 69 • 1-1

##	Player	Total		3-Ptr		Rebounds			PF	TP	A TO Blk Stl					Min
		FG-FGA	FG-FGA	FT-FTA	Off Def Tot											
11	Josh Nzeakor	r	2-8	0-0	8-11	3	3	6	3	12	0	1	0	0	0	26
01	Michael Kolawole	g	3-9	0-3	1-3	0	5	5	1	7	1	3	0	0	0	24
12	V.J. Holmes	g	2-6	0-1	2-5	0	5	5	1	6	5	2	0	3	3	35
15	Tyrin Atwood	g	5-11	1-1	6-8	4	2	6	2	17	1	3	0	3	3	35
24	Laquarius Paige	g	0-1	0-1	0-0	0	1	1	3	0	0	3	0	1	1	12
02	Grehlon Easter		4-6	2-3	0-2	2	0	2	4	10	1	0	0	1	1	18
03	Nick Garth		6-16	2-7	1-4	0	1	1	3	15	5	4	0	3	3	32
05	Avery Sullivan		0-0	0-0	0-0	0	1	1	1	0	0	0	0	0	0	4
14	Edwin Jeudy		1-1	0-0	0-0	0	3	3	0	2	0	0	0	0	0	5
22	Christian Barrett		0-0	0-0	0-0	0	0	0	0	0	0	2	0	0	0	1
23	Jordan Foster		0-2	0-0	0-0	1	0	1	2	0	0	1	0	0	0	8
Team						6	1	7								
Totals			23-60	5-16	18-33	16	22	38	20	69	13	19	0	11	200	
FG % 1st Half:		9-26	34.6%	2nd half:	14-34	41.2%	Game:		23-60	38.3%	Deadball Rebounds					
3FG % 1st Half:		4-10	40.0%	2nd half:	1-6	16.7%	Game:		5-16	31.3%	9,1					
FT % 1st Half:		0-5	0.0%	2nd half:	18-28	64.3%	Game:		18-33	54.5%						

Georgia Tech 88 • 1-0

##	Player	Total		3-Ptr		Rebounds			PF	TP	A TO Blk Stl					Min
		FG-FGA	FG-FGA	FT-FTA	Off Def Tot											
03	Cole, Evan	f	1-4	0-1	3-4	0	2	2	1	5	1	1	0	2	1	16
34	Gueye, Abdoulaye	f	2-4	0-0	1-2	1	6	7	5	5	1	1	5	0	0	12
02	Phillips, Shembari	g	4-7	1-3	1-1	0	4	4	2	10	4	3	0	3	2	25
10	Alvarado, Jose	g	6-12	2-7	0-0	1	2	3	3	14	5	3	0	2	3	34
13	Haywood II, Curtis	g	4-9	3-7	2-2	0	0	0	1	13	4	0	0	1	2	26
00	Devoe, Michael		3-5	2-4	1-2	0	1	1	3	9	2	2	1	1	1	17
04	Alston, Brandon		6-10	4-5	1-4	0	0	0	0	17	2	1	0	0	0	19
05	Wright, Moses		4-6	0-2	0-1	0	4	4	1	8	1	1	1	0	0	17
12	Moore, Khalid		0-0	0-0	0-0	0	1	1	1	0	1	0	0	0	0	7
24	Ogbonada, Sylvester		2-5	0-0	3-5	5	4	9	5	7	4	3	1	1	2	23
35	Sjolund, Kristian		0-1	0-1	0-0	0	0	0	2	0	1	0	0	0	0	4
Team						2	2	4								
Totals			32-63	12-30	12-21	9	26	35	24	88	26	15	8	10	200	
FG % 1st Half:		14-35	40.0%	2nd half:	18-28	64.3%	Game:		32-63	50.8%	Deadball Rebounds					
3FG % 1st Half:		7-19	36.8%	2nd half:	5-11	45.5%	Game:		12-30	40.0%	8,1					
FT % 1st Half:		9-16	56.3%	2nd half:	3-5	60.0%	Game:		12-21	57.1%						

Officials: Ted Valentine, Jamie Luckie, Tony Henderson
Technical fouls: Lamar-None. Georgia Tech-None.
Attendance: 4691

Score by periods	1st	2nd	Total
Lamar	22	47	69
Georgia Tech	44	44	88

Last FG - LU 2nd-01:16, GT 2nd-00:16.
Largest lead - LU None, GT by 28 2nd-15:05.
LU led for 00:00. GT led for 37:39. Game was tied for 02:21.

Score tied - 0 times.
Lead changed - 0 times.

Official Basketball Box Score -- Game Totals -- Final Statistics
Georgia Tech vs Tennessee
11/13/18 9:11 p.m. at Knoxville, Tenn. (Thompson-Boling Arena)

Georgia Tech 53 • 1-1

##	Player	Total		3-Ptr		Rebounds			PF	TP	A TO Blk Stl					Min
		FG-FGA	FG-FGA	FT-FTA	Off Def Tot											
03	Cole, Evan	r	0-2	0-1	0-0	0	3	3	2	0	0	0	0	0	0	12
34	Gueye, Abdoulaye	r	3-8	0-0	1-2	1	3	4	2	7	0	0	1	1	1	18
02	Phillips, Shembari	g	1-4	0-2	0-1	0	1	1	3	2	1	0	0	0	0	22
10	Alvarado, Jose	g	3-11	2-6	0-0	0	1	1	5	8	1	1	0	0	0	30
13	Haywood II, Curtis	g	1-5	0-4	0-0	0	3	3	1	2	0	1	0	0	0	15
00	Devoe, Michael		0-6	0-2	0-0	0	2	2	1	0	0	6	0	0	0	21
01	Banks III, James		1-2	0-0	3-4	2	5	7	5	5	0	1	1	0	0	16
04	Alston, Brandon		4-8	0-1	8-8	1	3	4	2	16	1	1	0	2	2	24
05	Wright, Moses		2-6	1-2	2-2	2	1	3	2	7	1	2	0	3	2	23
12	Moore, Khalid		1-5	0-1	2-2	0	1	1	1	4	1	0	0	0	0	10
24	Ogbonada, Sylvester		0-1	0-0	2-2	1	1	2	3	2	0	1	0	0	0	8
35	Sjolund, Kristian		0-0	0-0	0-0	0	0	0	3	0	0	0	0	0	0	1
Team						4	2	6								
Totals			16-58	3-19	18-21	11	26	37	30	53	5	14	2	6	200	
FG % 1st Half:		9-31	29.0%	2nd half:	7-27	25.9%	Game:		16-58	27.6%	Deadball Rebounds					
3FG % 1st Half:		2-13	15.4%	2nd half:	1-6	16.7%	Game:		3-19	15.8%	1					
FT % 1st Half:		5-6	83.3%	2nd half:	13-15	86.7%	Game:		18-21	85.7%						

Tennessee 66 • 3-0

##	Player	Total		3-Ptr		Rebounds			PF	TP	A TO Blk Stl					Min
		FG-FGA	FG-FGA	FT-FTA	Off Def Tot											
02	Williams, Grant	r	6-10	0-1	10-16	3	5	8	4	22	3	4	0	0	0	31
11	Alexander, Kyle	f	3-4	1-1	5-6	4	5	9	4	12	1	0	1	0	0	32
00	Bone, Jordan	g	5-11	0-2	5-8	0	1	1	0	15	1	3	0	2	3	34
05	Schofield, Admiral	g	3-13	1-4	1-4	1	6	7	3	8	4	3	1	0	3	36
23	Bowden, Jordan	g	1-6	1-2	2-2	1	10	11	3	5	2	1	0	1	1	37
10	Fulkerson, John		0-2	0-0	1-2	2	4	6	1	1	1	0	2	2	1	16
13	Johnson, Jalen		1-1	1-1	0-0	0	1	1	1	3	0	1	0	0	0	4
35	Pons, Yves		0-1	0-1	0-0	0	0	0	3	0	0	0	0	0	1	10
Team						0	1	1								
Totals			19-48	4-12	24-38	11	33	44	19	66	12	13	4	6	200	
FG % 1st Half:		9-21	42.9%	2nd half:	10-27	37.0%	Game:		19-48	39.6%	Deadball Rebounds					
3FG % 1st Half:		3-8	50.0%	2nd half:	1-6	16.7%	Game:		4-12	33.3%	6					
FT % 1st Half:		12-16	66.7%	2nd half:	12-20	60.0%	Game:		24-38	63.2%						

Officials: Doug Shows, Joe Lindsay, Lee Cassell
Technical fouls: Georgia Tech-None. Tennessee-None.
Attendance: 16219

Score by periods	1st	2nd	Total
Georgia Tech	25	28	53
Tennessee	33	33	66

Points	In	Off	2nd	Fast	Bench
GT	20	12	11	0	34
UT	22	6	10	4	4

Last FG - GT 2nd-00:35, UT 2nd-01:21.
Largest lead - GT by 2 1st-19:13, UT by 15 2nd-08:11.
GT led for 00:56. UT led for 37:20. Game was tied for 01:44.

Score tied - 1 time.
Lead changed - 1 time.

Official Basketball Box Score -- Game Totals -- Final Statistics
East Carolina vs Georgia Tech
11/16/18 7:30 pm at McCamish Pavilion, Atlanta, Ga.

East Carolina 54 • 2-1

#	Player	Total		3-Ptr		Rebounds			PF	TP	A	TO	Blk	Stl	Min
		FG-FGA	FG-FGA	FT-FTA	Off	Def	Tot								
01	Gardner, Jayden	f	5-10	0-1	3-4	2	1	3	2	13	0	4	0	0	31
03	Leday, Seth	f	4-9	0-0	1-6	4	5	9	1	9	0	4	2	0	23
02	Davis, K.J.	g	1-12	0-5	0-0	2	5	7	2	2	0	1	1	2	23
05	Foster, Tyler	g	1-4	0-0	0-0	1	0	1	5	2	0	1	0	0	10
10	Hardy, Tae	g	2-6	0-2	0-1	1	2	3	4	4	1	1	0	3	24
00	Fleming, Isaac		4-5	0-1	0-0	0	3	3	3	8	0	1	0	2	20
22	Wade, Deshaun		3-9	2-8	4-5	1	3	4	1	12	3	4	1	1	33
23	Quinton, Rico		0-1	0-0	0-0	0	0	0	2	0	0	1	0	0	4
24	Whitley, John		0-0	0-0	0-0	0	0	0	0	0	0	0	0	0	2
32	Spasojevic, Dimitri		1-3	0-0	2-3	1	3	4	2	4	2	3	0	0	23
41	Hill, Addison		0-0	0-0	0-0	0	1	1	0	0	1	1	0	0	6
Team						1	1	2	22	54	7	21	4	8	199
Totals			21-59	2-17	10-19	13	24	37	22	54	7	21	4	8	199
FG % 1st Half:		10-29	34.5%	2nd half:	11-30	36.7%	Game:		21-59	35.6%	Deadball Rebounds				
3FG % 1st Half:		1-10	10.0%	2nd half:	1-7	14.3%	Game:		10-17	11.8%	4.1				
FT % 1st Half:		3-8	37.5%	2nd half:	7-11	63.6%	Game:		10-19	52.6%					

ROSTER AT-A-GLANCE

NUMERICAL

No.	Name	Pos.	Ht.	Wt.	Cl.	Exp.	Hometown (High School/College)
0	Michael Devoe	G	6-4	188	Fr.	HS	Orlando, Fla. (Montverde Academy)
1	James Banks III	F	6-9	243	Jr.	TR	Decatur, Ga. (La Lumiere School, LaPorte, Ind.)/Texas)
2	Shembari Phillips	G	6-3	202	Jr.	TR	Atlanta, Ga. (Wheeler HS/Tennessee)
3	Evan Cole	F	6-9	217	So.	1VL	Cumming, Ga. (South Forsyth HS)
4	Brandon Alston	G	6-5	203	r-Sr.*	1VL	Vienna, Va. (Herndon HS/Lehigh)
5	Moses Wright	F	6-9	221	So.	1VL	Raleigh, N.C. (William G. Enloe HS)
10	Jose Alvarado	G	6-0	176	So.	1VL	Brooklyn, N.Y. (Christ the King HS)
11	Evan Jester	F	6-6	191	So.	1VL	Fayetteville, Ga. (Sandy Creek HS)
12	Khalid Moore	F	6-6	200	Fr.	HS	Briarwood, N.Y. (Archbishop Molloy HS)
13	Curtis Haywood II	G	6-5	202	So.	1VL	Oklahoma City, Okla. (Mustang HS/Brewster Academy, N.H.)
24	Sylvester Ogbonda	F	6-10	237	r-Jr.	2VL	Port Harcourt, Nigeria (National Christian Academy, Fort Washington, Md.)
32	Avi Schafer	C	6-8	235	So.	1VL	Osaka, Japan (Brewster Academy, N.H.)
34	Abdoulaye Gueye	F	6-9	217	r-Sr.	3VL	Dakar, Senegal (Central Park Christian/Birmingham, Ala.)
35	Kristian Sjolund	F	6-7	200	Fr.	HS	Katy, Texas (Obra D. Tompkins HS)
45	Shaheed Medlock	G	6-5	196	Jr.	1VL	Waycross, Ga. (Ware County)
55	Malachi Rice	G	6-0	186	So.	1VL	Indianapolis, Ind. (Brebeuf Jesuit Preparatory School)

ALPHABETICAL

No.	Name	Pos.	Ht.	Wt.	Cl.	Exp.	Hometown (High School/College)
4	Brandon Alston	G	6-5	203	r-Sr.*	1VL	Vienna, Va. (Herndon HS/Lehigh)
10	Jose Alvarado	G	6-0	176	So.	1VL	Brooklyn, N.Y. (Christ the King HS)
1	James Banks III	F	6-9	243	Jr.	TR	Decatur, Ga. (La Lumiere School, LaPorte, Ind.)/Texas)
3	Evan Cole	F	6-9	217	So.	1VL	Cumming, Ga. (South Forsyth HS)
0	Michael Devoe	G	6-4	188	Fr.	HS	Orlando, Fla. (Montverde Academy)
34	Abdoulaye Gueye	F	6-9	217	r-Sr.	3VL	Dakar, Senegal (Central Park Christian-Birmingham, Ala.)
13	Curtis Haywood II	G	6-5	202	So.	1VL	Oklahoma City, Okla. (Mustang HS/Brewster Academy, N.H.)
11	Evan Jester	F	6-6	191	So.	1VL	Fayetteville, Ga. (Sandy Creek HS)
45	Shaheed Medlock	G	6-5	196	Jr.	1VL	Waycross, Ga. (Ware County)
12	Khalid Moore	F	6-6	200	Fr.	HS	Briarwood, N.Y. (Archbishop Molloy HS)
24	Sylvester Ogbonda	F	6-10	237	r-Jr.	2VL	Port Harcourt, Nigeria (National Christian Academy, Fort Washington, Md.)
2	Shembari Phillips	G	6-3	202	Jr.	TR	Atlanta, Ga. (Wheeler HS/Tennessee)
55	Malachi Rice	G	6-0	186	So.	1VL	Indianapolis, Ind. (Brebeuf Jesuit Preparatory School)
32	Avi Schafer	C	6-8	235	So.	1VL	Osaka, Japan (Brewster Academy, N.H.)
35	Kristian Sjolund	F	6-7	200	Fr.	HS	Katy, Texas (Obra D. Tompkins HS)
5	Moses Wright	F	6-9	221	So.	1VL	Raleigh, N.C. (William G. Enloe HS)

*graduate student

Head Coach: Josh Pastner (Arizona, 1997), 3rd season

Assistant Coaches:

Eric Reveno (Stanford, 1989), 3rd season
Julian Swartz (Carroll College, 2005), 3rd season
Anthony Wilkins (Kent State, 2013), 1st season

Director of Operations: Tyler Benson (St. Bonaventure, 2009), 3rd season

Director of Player Personnel: Mario West (Georgia Tech, 2007), 3rd season

Director of Scouting: Hayden Sheridan (Arizona, 2016), 1st season

Athletic Trainer: Richard Stewart (Salisbury, 2005), 12th season

Player Development Coach: Dan Taylor (Franklin Pierce, 2002), 3rd season

Pronunciations

Jose Alvarado	AL-vuh-ROD-oh
Abdoulaye Gueye	ahb-doo-LYE gay
Khalid Moore	kuh-LEED
Sylvester Ogbonda	oh-BOND-uh
Shembari Phillips	shem-BAR-ee
Eric Reveno	REV-uh-no
Malachi Rice	MAL-uh-ky
Avi Schafer	AH-vee
Kristian Sjolund	SHO-lund

BY CLASS

Freshmen: Michael Devoe, Khalid Moore, Kristian Sjolund

Sophomores: Jose Alvarado, Evan Cole, Curtis Haywood II, Evan Jester, Malachi Rice, Avi Schafer, Moses Wright

Juniors: James Banks (transfer), Shaheed Medlock, Sylvester Ogbonda (r), Shembari Phillips

Seniors: Brandon Alston (grad.), Abdoulaye Gueye (r)

BY STATE/COUNTRY

Florida: Michael Devoe

Georgia: James Banks, Evan Cole, Evan Jester, Shaheed Medlock, Shembari Phillips

Indiana: Malachi Rice

Japan: Avi Schafer

New York: Jose Alvarado, Khalid Moore

Nigeria: Sylvester Ogbonda

North Carolina: Moses Wright

Oklahoma: Curtis Haywood II

Senegal: Abdoulaye Gueye

Texas: Kristian Sjolund

Virginia: Brandon Alston

BY BIRTHDATE

January 11, 1996	Sylvester Ogbonda
January 16, 1998	James Banks
January 28, 1998	Avi Schafer
March 5, 1999	Evan Jester
March 6, 1999	Malachi Rice
March 21, 1997	Shembari Phillips
April 12, 1998	Jose Alvarado
May 10, 1995	Brandon Alston
May 11, 1999	Evan Cole
July 29, 2000	Khalid Moore
September 10, 1999	Kristian Sjolund
September 24, 1997	Curtis Haywood II
October 13, 1997	Shaheed Medlock
November 24, 1994	Abdoulaye Gueye
December 17, 1999	Michael Devoe
December 23, 1998	Moses Wright

BY MAJOR

Economics: Brandon Alston (Masters), Malachi Rice

Business Administration: Evan Cole, Michael Devoe, Abdoulaye Gueye, Curtis Haywood II, Evan Jester, Sylvester Ogbonda, Moses Wright

Computer Science: Shaheed Medlock

History, Science & Technology: Shembari Phillips

Industrial Design: Kristian Sjolund

Literature, Media & Communication: Jose Alvarado

Undecided Engineering: Khalid Moore

Physics: Avi Schafer

Psychology: Justin Moore

BY HEIGHT

6-0	Jose Alvarado, Malachi Rice
6-3	Shembari Phillips
6-4	Michael Devoe
6-5	Brandon Alston, Curtis Haywood II, Shaheed Medlock
6-6	Evan Jester, Khalid Moore
6-7	Kristian Sjolund
6-8	James Banks, Avi Schafer
6-9	Evan Cole, Abdoulaye Gueye, Moses Wright
6-10	Sylvester Ogbonda

RADIO/TV ROSTER



Brandon Alston
G • 6-5 • Sr. (Grad.)

4



Jose Alvarado
G • 6-0 • So.

10



James Banks III
G • 6-9 • Jr.

1



Evan Cole
F • 6-9 • So.

3



Michael Devoe
G • 6-4 • Fr.

0



Abdoulaye Gueye
F • 6-9 • r-Sr.

34



Curtis Haywood II
G • 6-5 • So.

13



Evan Jester
F • 6-6 • So.

11



Shaheed Medlock
G • 6-5 • Jr.

45



Khalid Moore
F • 6-6 • Fr.

12



Sylvester Ogbonda
F • 6-10 • r-Jr.

24



Shembari Phillips
G • 6-3 • r-Jr.



Malachi Rice
G • 6-0 • So.

55



Avi Schafer
C • 6-8 • So.

32



Kristian Sjolund
G • 6-7 • Fr.

35



Moses Wright
F • 6-9 • So.

5



Josh Pastner
Head Coach



Eric Reveno
Assistant Coach



Julian Swartz
Assistant Coach



Anthony Wilkins
Assistant Coach



Tyler Benson
Director of Operations



Mario West
Director of Player Personnel



Hayden Sheridan
Video Coordinator

BROADCAST MEDIA CHEAT SHEET



0

MICHAEL DEVOE

Yr	GP/GS	PPG	RPG	APG	FG%	3FG%	FT%
2018-19	3/0	7.3	1.3	0.7	.467	.500	.667
Career	3/0	7.3	1.3	0.7	.467	.500	.667
Season High		Pts: 13	Reb: 2	Ass: 2	Min: 27		
Career High		Pts: 13	Reb: 2	Ass: 2	Min: 27		

Freshman • Guard • 6-4 • 188 • Orlando, Fla./Montverde Academy

- 7-of-15 from the floor, 4-of-8 from three-point range in three games
- 4-star prospect ranked among the top 50 prep players in class of 2018
- Helped lead Montverde Academy to a national championship as a senior
- Scored 21 points with 3 rebounds, 3 assists in national championship game



1

JAMES BANKS III

Yr	GP/GS	PPG	RPG	APG	FG%	3FG%	FT%
2018-19	2/0	5.0	6.5	0.5	.286	.000	.750
Career	48/0	1.8	2.5	0.2	.455	.000	.537
Season High		Pts: 5	Reb: 7	Ass: 1	Min: 16		
Career High		Pts: 23	Reb: 7	Ass: 7	Min: 38		

Junior • Forward/Center • 6-9 • 243 • Decatur, Ga./Texas

- Averaged 16 mpg in two games, 6-of-8 from the FT line with 4 blocked shots
- Granted immediately eligibility by NCAA on Nov. 13, scored 5 pts with 7 rebs in his Tech debut that night
- Played in 46 games in two seasons at Texas, scored a total of 76 points
- Has a 7-foot, 5.35-inch wingspan and a 9-foot, 3.5-inch reach




2

SHEMBARI PHILLIPS

Yr	GP/GS	PPG	RPG	APG	FG%	3FG%	FT%
2018-19	3/3	5.7	1.7	2.3	.467	.286	.500
Career	67/27	5.8	2.4	1.4	.398	.366	.766
Season High		Pts: 10	Reb: 4	Ass: 4	Min: 25		
Career High		Pts: 23	Reb: 7	Ass: 7	Min: 38		

Junior • Guard • 6-3 • 243 • Atlanta, Ga./Tennessee

- Has hit 7-of-15 from the floor, 7 assists, 4 steals in 3 games
- Scored 10 points with 4 assists in his Tech debut vs. Lamar
- Part-time starter in two seasons at Tennessee (64 games, 24 starts)
- Attended Wheeler HS in Marietta, Ga.




3

EVAN COLE

Yr	GP/GS	PPG	RPG	APG	FG%	3FG%	FT%
2018-19	1/1	5.0	2.0	1.0	.250	.000	.750
Career	25/8	3.2	2.6	0.5	.435	.250	.533
Season High		Pts: 5	Reb: 3	Ass: 1	Min: 36		
Career High		Pts: 10	Reb: 10	Ass: 2	Min: 36		

Sophomore • Forward • 6-9 • 217 • Cumming, Ga./South Forsyth HS

- Missed ECU game with sprained left ankle suffered in Tennessee game
- Started last 6 games after playing in just 5 (12 minutes) of Tech's first 10 ACC games last season
- Last 7 games: 27.7 mpg, 6.9 ppg, 5.3 rpg, 18-34 FG, 8 assists, 6 blocks, 3 steals
- Stepmom is in Georgia Tech Sports Hall of Fame - softball pitcher Jessica Sallinger Cole



4

BRANDON ALSTON

Yr	GP/GS	PPG	RPG	APG	FG%	3FG%	FT%
2018-19	3/0	14.0	2.3	1.3	.542	.714	.786
Career	97/30	6.0	1.8	1.1	.414	.371	.731
Season High		Pts: 20	Reb: 6	Ass: 5	Min: 38		
Career High		Pts: 20	Reb: 6	Ass: 5	Min: 38		

Senior (Grad.) • Guard • 6-5 • 203 • Vienna Va./Lehigh

- Led Tech in scoring in 1st 2 games this season - 17 pts (4-5 on 3s) vs. Lamar, 16 pts (8-8 FT) vs. Tennessee
- Started 19 games last season; "3 and D" role for the Jackets; 6 double-figure games
- His 578 career points are most of any current Tech player
- 11-of-14 from the FT line, most on the team so far




5

MOSES WRIGHT

Yr	GP/GS	PPG	RPG	APG	FG%	3FG%	FT%
2018-19	3/1	7.0	4.3	0.7	.444	.400	.500
Career	28/11	4.0	3.5	0.7	.326	.111	.537
Season High		Pts: 8	Reb: 6	Ass: 1	Min: 23		
Career High		Pts: 19	Reb: 8	Ass: 3	Min: 35		

Sophomore • Forward • 6-9 • 221 • Raleigh, N.C./William G. Enloe HS

- Started ECU game in place of injured Evan Cole (6 pts, 6 reb)
- "Stretch-4" who started 9 games, including last 4 of last season
- Last 7 games - 23 mpg, 4.9 ppg, 4.7 rpg
- Has 7-foot-2 wingspan, gained four inches and 40 pounds after sophomore year of high school




10

JOSE ALVARADO

Yr	GP/GS	PPG	RPG	APG	FG%	3FG%	FT%
2018-19	3/3	10.3	2.7	4.0	.433	.313	.000
Career	28/28	11.9	3.6	3.2	.446	.363	.802
Season High		Pts: 14	Reb: 4	Ass: 6	Min: 34		
Career High		Pts: 23	Reb: 7	Ass: 7	Min: 45		

Freshman • Guard • 6-0 • 174 • Brooklyn, N.Y./Christ the King HS

- Leads Tech in assists and steals through three games
- Tough, gritty guard who suffered fractured elbow vs. Duke last Feb. 11, out remainder of season
- Was 4th among freshmen in NCAA in minutes/game (39.3 pg vs. ACC), 8 complete games
- Reached double figures in 16 games, 5th among ACC freshmen in scoring, 4th in assists



12

KHALID MOORE

Yr	GP/GS	PPG	RPG	APG	FG%	3FG%	FT%
2018-19	3/0	2.7	1.0	1.0	.333	.000	.667
Career	3/0	2.7	1.0	1.0	.333	.000	.667
Season High		Pts: 4	Reb: 1	Ass: 1	Min: 10		
Career High		Pts: 4	Reb: 1	Ass: 1	Min: 10		

Freshman • Forward • 6-6 • 200 • Briarwood, N.Y./Archbishop Molloy HS

- Has played in all 3 games, 8.7 mpg
- Lengthy athletic wing rated a 3-star prospect in class of 2018
- Attended alma mater of legendary Tech guard Kenny Anderson, played on same AAU team as Jose Alvarado
- Scored over 1,000 points in high school career




13

CURTIS HAYWOOD II

Yr	GP/GS	PPG	RPG	APG	FG%	3FG%	FT%
2018-19	3/3	11.0	2.0	1.3	.435	.375	.875
Career	18/10	6.3	2.7	2.2	.400	.371	.846
Season High		Pts: 18	Reb: 3	Ass: 4	Min: 37		
Career High		Pts: 18	Reb: 8	Ass: 6	Min: 37		

Sophomore • Guard • 6-5 • 202 • Oklahoma City, Okla./Brewster Academy

- Scored game-high 18 pts vs. ECU, 13 points vs. Lamar, 3 3-pters in each game
- Missed last 11 games last season with stress reaction in right leg
- Averaged 34 minutes, 10.5 points in his last 6 games before injury, hitting 18-34 FG, 12-22 on 3s
- Helped Brewster Academy to 33-0 national championship season as high school senior




24

SYLVESTER OGBONDA

Yr	GP/GS	PPG	RPG	BK/G	FG%	3FG%	FT%
2018-19	3/0	3.7	4.7	0.3	.333	.000	.714
Career	35/0	1.5	1.3	0.3	.463	.000	.615
Season High		Pts: 7	Reb: 9	Blk: 1	Min: 23		
Career High		Pts: 8	Reb: 9	Blk: 3	Min: 23		

Junior-R • Center • 6-10 • 237 • Port Harcourt, Nigeria/National Christian Academy

- Played in just 32 games in two seasons (4.4 mpg) as a backup to Ben Lammers
- Played 23 minutes vs. Lamar (7 pts, 9 reb) after playing just 21 minutes in 9 games last season
- Redshirted in 2015-16 season
- Played in 23 games (5.2 minutes per game) in 2016-17




34

ABDOULAYE GUEYE

Yr	GP/GS	PPG	RPG	BK/G	FG%	3FG%	FT%
2018-19	3/3	6.0	5.0	2.0	.444	.000	.500
Career	62/29	3.7	3.3	0.9	.453	.125	.547
Season High		Pts: 7	Reb: 7	Blk: 1	Min: 18		
Career High		Pts: 16	Reb: 9	Blk: 5	Min: 39		

Senior-R • Forward • 6-9 • 217 • Dakar, Senegal/Central Park Christian

- Long wiry player who can play the "4" or the "5" positions, disruptive on defense and boards
- Started 15 straight games at PF spot before Feb. 21 last season, 7 double-figure games
- Good defender and rebounder, and a much improved passer, scored career-best 16 at Pittsburgh
- Had 32 assists, 33 blocked shots, 19 steals



35

KRISTIAN SJOLUND

Yr	GP/GS	PPG	RPG	APG	FG%	3FG%	FT%
2018-19	3/0	0.7	1.0	0.3	.000	.000	1.000
Career	3/0	0.7	1.0	0.3	.000	.000	1.000
Season High		Pts: 2	Reb: 3	Ass: 1	Min: 11		
Career High		Pts: 2	Reb: 3	Ass: 1	Min: 11		

Freshman • Forward • 6-7 • 200 • Kongsberg, Norway/Tompkins HS

- Versatile HS player with international experience, 3-star prospect in class of 2018
- Played four years at Obra D. Tompkins HS in Katy, Texas, making 6A state finals in 2018
- Born in Washington state, grew up on Kongsberg, Norway
- Played for Norway in 2015 FIBA U16 Championships, 2017 U18 Nordic Championship